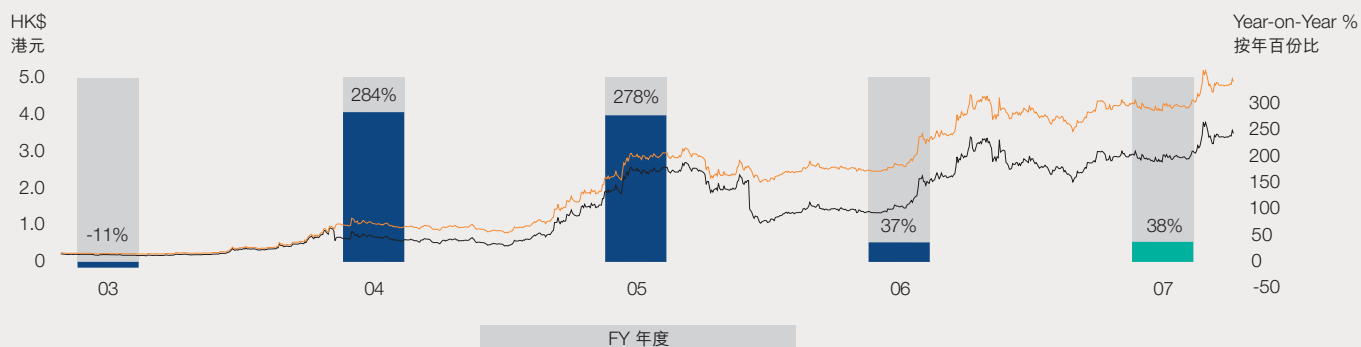


## Financial Highlights 財務摘要

|   | <b>2007</b><br><b>HK\$'Million</b><br>百萬港元 | 2006<br>HK\$'Million<br>百萬港元<br>(restated)<br>(重列) |
|---|--|--|
| <b>Turnover 營業額</b>   | <b>4,781.7</b>                             | 3,540.5  |
| <b>Earnings before interest and taxation (EBIT) 未計利息及稅前溢利</b> | <b>350.2</b>                               | 383.8  |
| <b>Profit attributable to shareholders 股東應佔溢利</b>             | <b>345.7</b>                               | 278.9  |
| Shares outstanding (million) 發行股份 (百萬股)                       | <b>1,491.7</b>                             | 1,378.8  |
| Net asset value per share (HK\$) 每股資產淨值 (港元)                  | <b>1.86</b>                                | 1.86   |
| Earnings per share (HK\$) 每股盈利 (港元)                           | <b>0.236</b>                               | 0.204  |
| Dividend per share (HK\$) 每股股息 (港元)                           | <b>0.252</b>                               | 0.73   |
| Total assets 總資產  | <b>7,621.4</b>                             | 5,981.7  |
| Quick assets 速動資產   | <b>3,616.2</b>                             | 3,112.3  |
| Net current assets 流動資產淨值                                     | <b>824.0</b>                               | 1,284.0  |
| Net debt (cash) 淨負債 (現金)                                      | <b>184.6</b>                               | (313.3)  |
| Shareholders' funds 股東資金                                      | <b>2,771.9</b>                             | 2,570.6  |
| Current ratio 流動比率  | <b>1.29</b>                                | 1.67   |
| Quick ratio 速動比率  | <b>1.26</b>                                | 1.63   |
| Net debt (cash)/equity ratio 淨負債 (現金) / 資本比率                  | <b>0.07</b>                                | (0.12)   |
| Gearing ratio 資本負債比率  | <b>0.37</b>                                | 0.27   |
| Return on equity 股權收益   | <b>12%</b>                                 | 11%  |
| Total shareholder return 股東總收益                                | <b>38%</b>                                 | 37%  |

## Total shareholder return 股東總收益

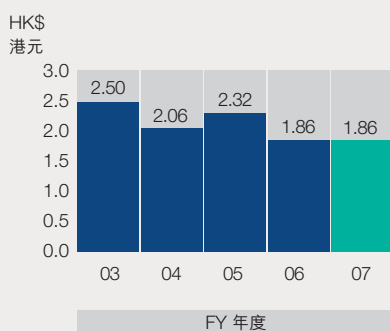


■ Total shareholder return 股東總收益

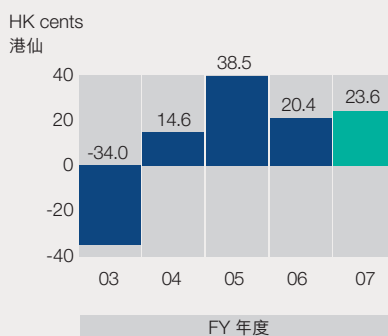
— Share price (Cum div) 股價 (連息)

— Share price (Ex div) 股價 (除息)

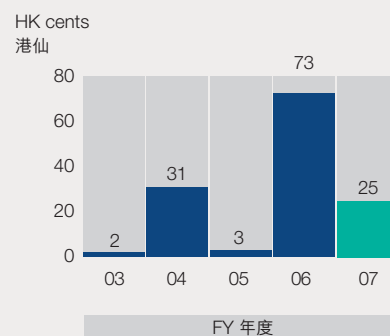
## Net asset value per share 每股資產淨值



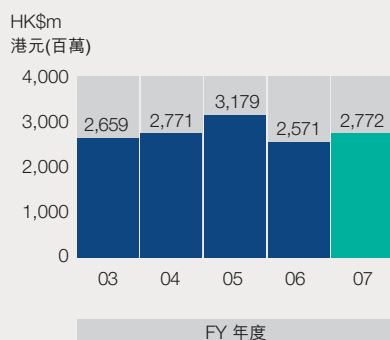
## Earnings per share 每股盈利



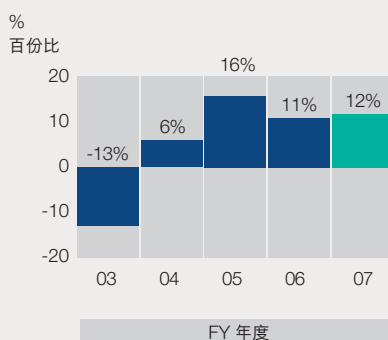
## Dividend per share 每股股息



## Shareholders' funds 股東資金



## Return on equity 股權收益



## Profit attributable to shareholders 股東應佔溢利

