

財務摘要

FINANCIAL HIGHLIGHTS

業績			
Results			
以港幣百萬元計算	in HK\$ million	2007	2006
營業額	Turnover		
物業租賃	Property leasing	3,380	2,886
物業銷售	Property sales	1,398	1,314
營業額總計	Total turnover	4,778	4,200
股東應佔純利	Net profit attributable to shareholders	4,786	2,833
股息	Dividends	813	739
每股資料	Per share data		
盈利	Earnings	359.1¢	212.8¢
股息	Dividends		
中期	Interim	14.5¢	14.5¢
末期	Final	46.5¢	41.0¢
總計	Total	61.0¢	55.5¢
資產淨值	Net assets	\$43.9	\$34.8
股東權益	Shareholders' equity	29,095	25,013
負債率 (附註 1)	Gearing ratio (Note 1)	6%	14%
派息比率	Pay-out ratio	17%	26%

基本業績 (附註2)			
Underlying Results (Note 2)			
以港幣百萬元計算	in HK\$ million	2007	2006
營業額	Turnover		
物業租賃	Property leasing	3,380	2,886
物業銷售	Property sales	1,398	1,314
營業額總計	Total turnover	4,778	4,200
股東應佔純利	Net profit attributable to shareholders	1,996	950
股息	Dividends	813	739
每股資料	Per share data		
盈利	Earnings	149.7¢	71.3¢
股息	Dividends		
中期	Interim	14.5¢	14.5¢
末期	Final	46.5¢	41.0¢
總計	Total	61.0¢	55.5¢
資產淨值	Net assets	\$46.0	\$36.5
股東權益	Shareholders' equity	30,519	26,156
負債率 (附註 1)	Gearing ratio (Note 1)	5%	14%
派息比率	Pay-out ratio	41%	78%

附註：

- 負債率為淨債項與股權加淨債項之比較。淨債項指銀行貸款、浮息票據及融資租約承擔，減現金及銀行存款。股權則包括股東權益及少數股東權益。
- 為加強對本集團營運業績的理解，上述之基本業績均已撇除投資物業之公平值變動及其有關遞延稅項的影響。

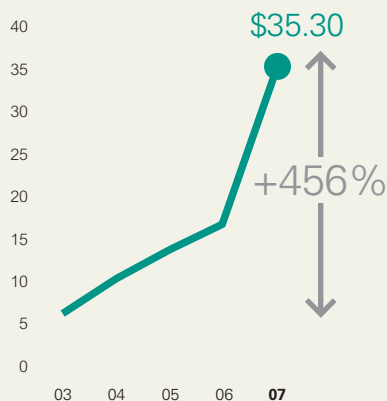
Notes:

- Gearing ratio represents net debt over equity plus net debt. Net debt represents bank loans, floating rate notes and finance lease obligations, less cash and deposits with banks. Equity comprises shareholders' equity and minority interests.
- To facilitate better understanding of the Group's operational results, the underlying results are presented by excluding the effect of changes in fair value of investment properties and their related deferred tax.

股價 Share Price

於六月三十日
At 30 June

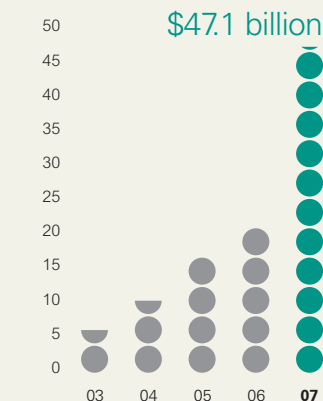
港元
HK\$



市值 Market Capitalisation

於六月三十日
At 30 June

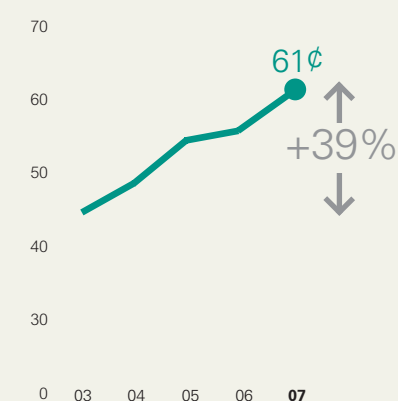
港幣十億元
HK\$ billion



每股總股息 Total Dividends per Share

截至六月三十日止年度
For years ended 30 June

港仙
HK cents



- 股價上升百分之一百一十至每股港幣三十五元三角，而市值亦上升百分之一百一十達港幣四百七十一億元
- 每股盈利升百分之六十九至港幣三元五角九點一仙
- 末期股息增加百分之十三，達每股港幣四角六仙半
- **Share price up 110% to HK\$35.30 per share while market capitalisation also increased 110% to HK\$47.1 billion**
- **Earnings per share rose by 69% to HK359.1 cents**
- **Final dividend increased 13% to HK46.5 cents per share**