

FINANCIAL AND STATISTICAL HIGHLIGHTS 財務及統計摘要

		2008	2007
CONSOLIDATED INCOME STATEMENT			
Year ended 31 March (HK\$ Million)			
Turnover	營業額		
– Consolidated turnover	– 綜合營業額	1,477.5	1,902.6
– All divisions*	– 包括所有業務部門*	7,109.4	6,319.9
Total profit for the year	全年總溢利	70.4	115.1
Earnings per share (Hong Kong cents)	每股盈利(港仙)	12.82	20.95
Dividends per share (Hong Kong cents)	每股股息(港仙)	5.0	6.0
CONSOLIDATED BALANCE SHEET			
At 31 March (HK\$ Million)			
Shareholders' funds	股東資金	1,391.8	1,431.5
Total assets	總資產	5,094.8	5,324.3
Capital expenditure	資本性支出	36.0	38.4
RATIOS			
At 31 March			
Current assets : Current liabilities (ratio)	流動資產 : 流動負債(比率)	1.1	1.1
Inventory turnover period (months)	存貨流通期(月)	4.3	2.0
Net bank borrowings : Total equity (ratio)	銀行借貸淨值 : 總財產(比率)		
– The Group	– 集團	1.05	0.96
– The Company	– 公司	0.73	0.76
OTHER INFORMATION			
At 31 March			
The Company and its subsidiaries	公司及附屬公司		
Number of Employees	僱員人數		
– China (including Hong Kong)	– 中國(包括香港)	3,400	2,800
– Other countries	– 其他國家	200	200
		3,600	3,000
Total Area (sq m)	總面積(平方米)		
– China (including Hong Kong)	– 中國(包括香港)	111,000	109,000
– Other countries	– 其他國家	21,500	22,000
		132,500	131,000

* Including the Group's major associates – GP Batteries and Lighthouse
包括集團之主要聯營公司 — 金山電池及兆光科技

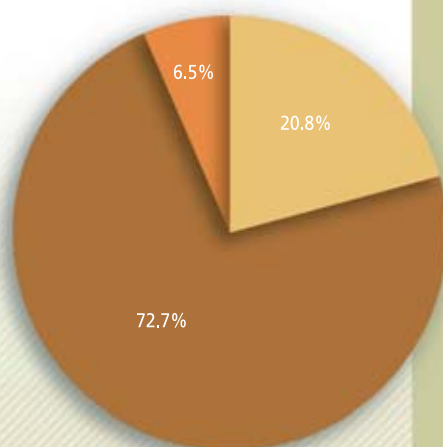
Turnover by Business*

Year ended 31 March 2008

主要業務之營業額*

截至二零零八年三月三十一日止年度

- Electronics 電子
- Batteries 電池
- Technology & Strategic 科技及策略



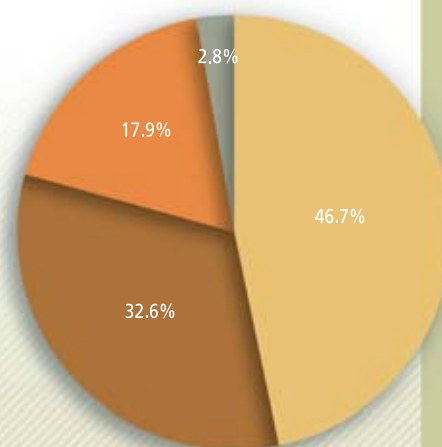
Turnover by Location*

Year ended 31 March 2008

各地區之營業額分佈*

截至二零零八年三月三十一日止年度

- Asia 亞洲
- Europe 歐洲
- Americas 美洲
- Others 其他



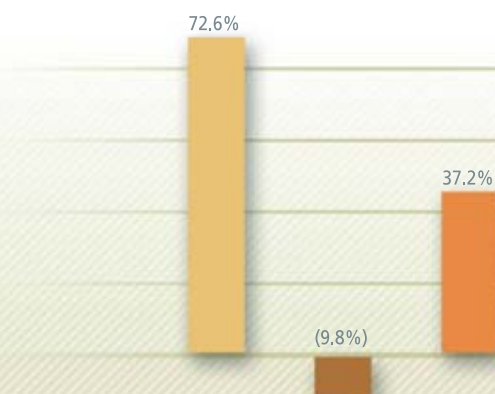
Profit before Taxation by Business Attributable to Gold Peak

Year ended 31 March 2008

主要業務之除稅前溢利

截至二零零八年三月三十一日止年度

- Electronics 電子
- Batteries 電池
- Technology & Strategic 科技及策略



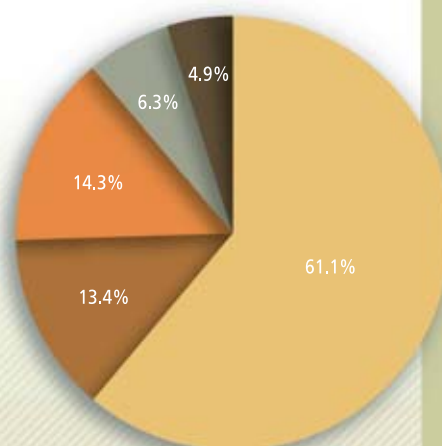
Total Assets by Location*

Year ended 31 March 2008

各地區之總資產分佈*

於二零零八年三月三十一日

- Hong Kong & China 香港及中國
- Rest of Asia 其他亞洲國家
- Australia 澳洲
- Americas 美洲
- Europe 歐洲



* Including the Group's major associates – GP Batteries and Lighthouse 包括集團之主要聯營公司 — 金山電池及兆光科技

TURNOVER*

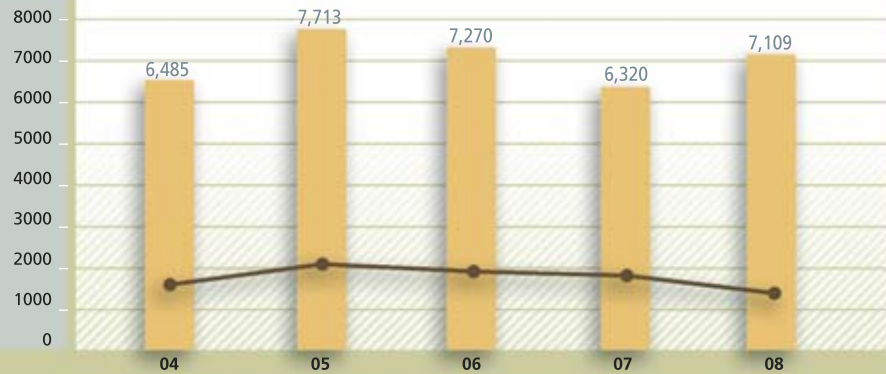
Year ended 31 March (HK\$ Million)

營業額*

截至三月三十一日止年度(百萬港元)

— Consolidated Turnover
綜合營業額

* Including the Group's major associates –
GP Batteries and Lighthouse
包括集團之主要聯營公司—金山電池及兆光科技

**TOTAL ASSETS***

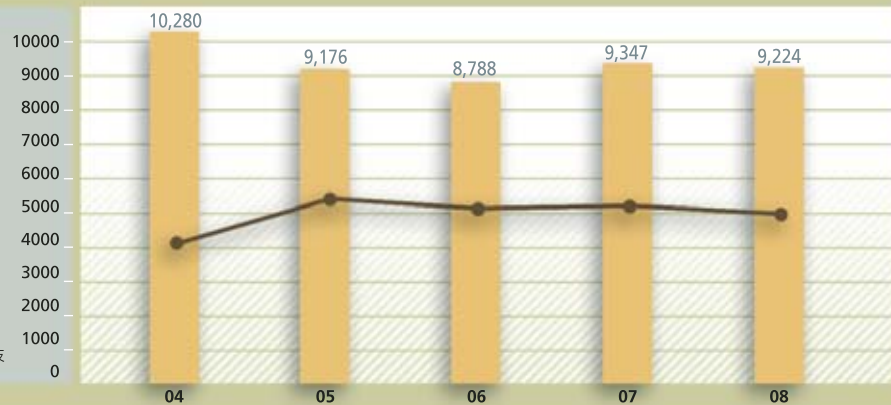
At 31 March (HK\$ Million)

總資產*

於三月三十一日(百萬港元)

— Consolidated Assets
綜合資產

* Including the Group's major associates –
GP Batteries and Lighthouse
包括集團之主要聯營公司—金山電池及兆光科技

**PROFITS BY BUSINESS#**

Year ended 31 March (HK\$ Million)

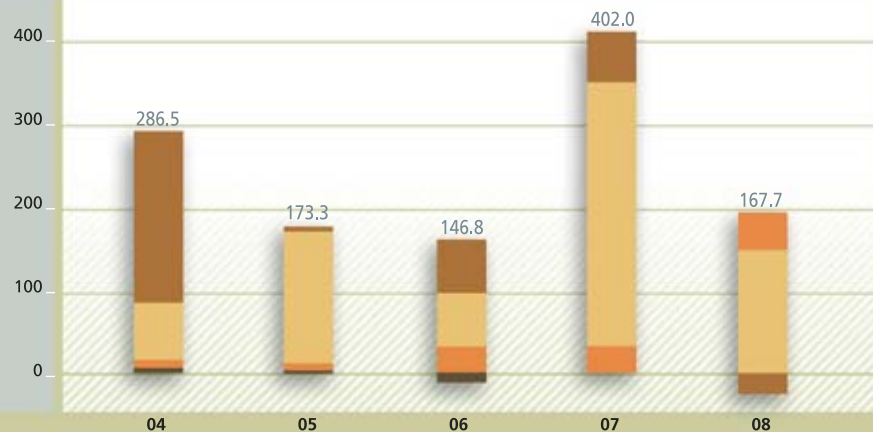
集團業務之溢利#

截至三月三十一日止年度(百萬港元)

■ Electronics 電子
■ Batteries 電池
■ Electrical 電器
■ Technology & Strategic 科技及策略

Total net profits by respective business
(on a 100% basis)
個別業務之淨溢利總額(按100%為基準)

The privatisation of CIH Limited by GP Industries
Limited was completed in September 2006
GP工業於2006年9月完成私有化CIH Limited



MARKET CAPITALISATION

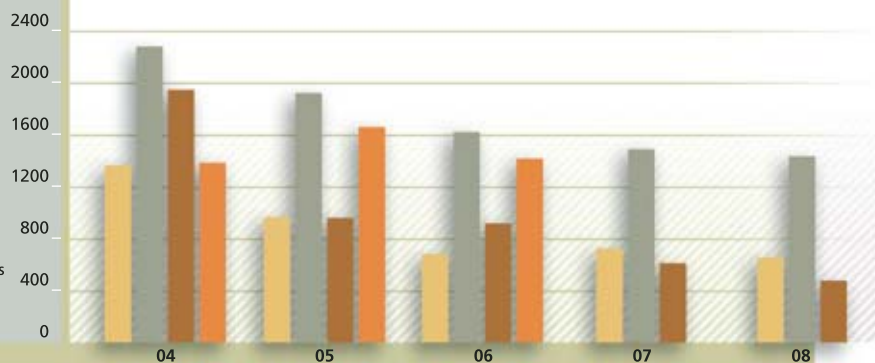
At 31 March (HK\$ Million)

市值

於三月三十一日(百萬港元)



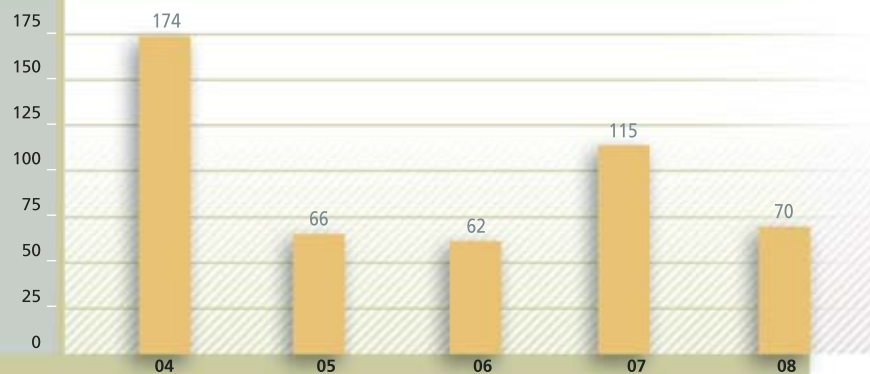
The privatisation of CIH Limited by GP Industries Limited was completed in September 2006
GP工業於2006年9月完成私有化CIH Limited

**PROFITS ATTRIBUTABLE TO SHAREHOLDERS**

Year ended 31 March (HK\$ Million)

股東應佔溢利

截至三月三十一日止年度(百萬港元)

**EARNINGS PER SHARE AND DIVIDENDS PER SHARE**

Year ended 31 March (Hong Kong Cents)

每股盈利及股息

截至三月三十一日止年度(港仙)

