

FINANCIAL HIGHLIGHTS

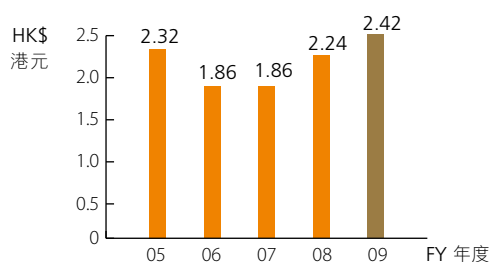
財務摘要

		2009	2008
Turnover (HK\$m)	營業額(百萬港元)	4,835.9	5,502.5
Gross profit (HK\$m)	毛利(百萬港元)	360.1	427.2
Earnings before interest and taxation (HK\$m)	未計利息及稅前溢利(百萬港元)	654.2	886.5
Profit attributable to shareholders (HK\$m)	股東應佔溢利(百萬港元)	138.8	360.0
Shares outstandings (m)	發行股份(百萬股)	1,508.4	1,507.1
Net asset value per share (HK\$)	每股資產淨值(港元)		
As at 31 March	於3月31日	2.42	2.24
Adjusted due to rights issue in July 2009	因應2009年7月之供股而調整	0.88	0.82
Earnings per share (HK\$)	每股盈利(港元)		
As at 31 March	於3月31日	0.092	0.240
Adjusted due to rights issue in July 2009	因應2009年7月之供股而調整	0.039	0.103
Dividend per share (HK\$)	每股股息(港元)	–	0.024
Total assets (HK\$m)	總資產(百萬港元)	12,315.9	10,361.5
Quick assets (HK\$m)	速動資產(百萬港元)	3,789.6	3,797.0
Net current assets (HK\$m)	流動資產淨值(百萬港元)	231.9	136.9
Net debt (HK\$m)	淨負債(百萬港元)	1,717.5	1,143.8
Shareholders' funds (HK\$m)	股東資金(百萬港元)	3,646.6	3,377.1
Current ratio	流動比率	1.05	1.04
Quick ratio	速動比率	0.88	0.99
Net debt/equity ratio	淨負債／資本比率	0.47	0.34
Gearing ratio	資本負債比率	0.83	0.61
Return on equity	股權收益	4%	11%
Total shareholder return	股東總收益	-81%	-46%

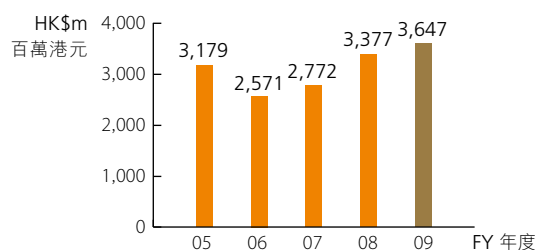
TOTAL SHAREHOLDER RETURN 股東總收益



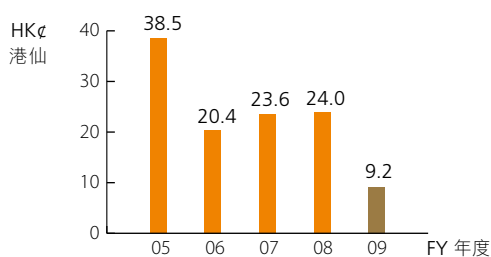
NET ASSET VALUE PER SHARE 每股資產淨值



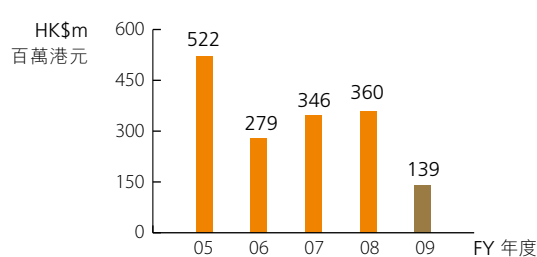
SHAREHOLDERS' FUNDS 股東資金



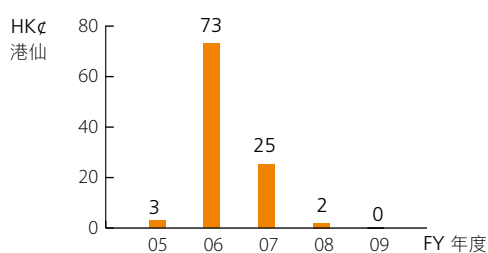
EARNINGS PER SHARE 每股盈利



PROFIT ATTRIBUTABLE TO SHAREHOLDERS 股東應佔溢利



DIVIDEND PER SHARE 每股股息



RETURN ON EQUITY 股權收益

