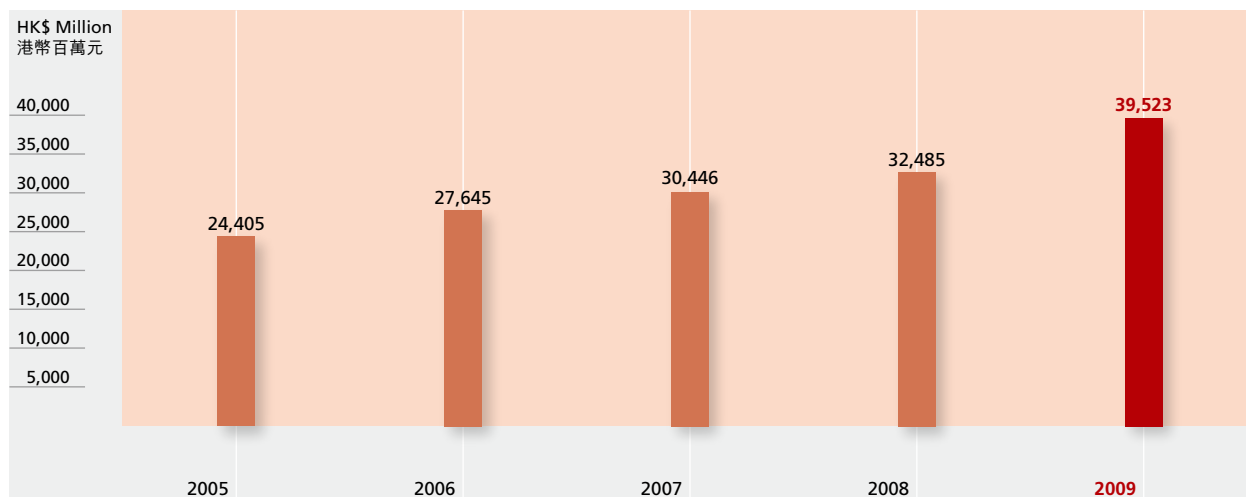


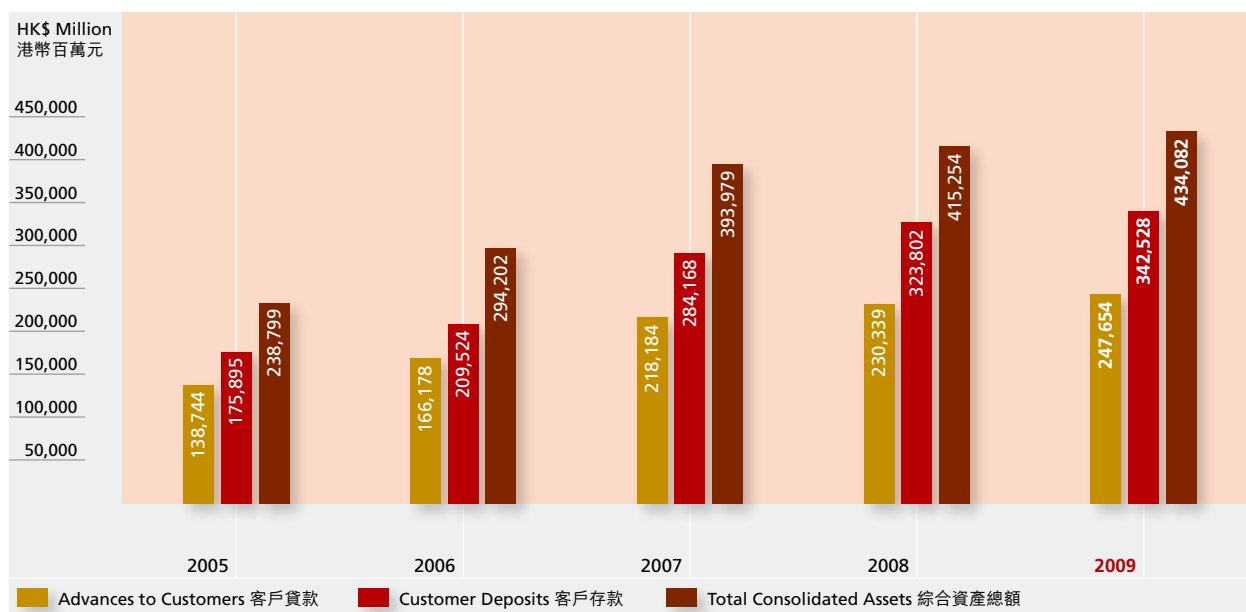
# FIVE-YEAR FINANCIAL SUMMARY

## 5 年財務概要

### TOTAL EQUITY 股東權益總額



### ADVANCES TO CUSTOMERS / CUSTOMER DEPOSITS / TOTAL CONSOLIDATED ASSETS 客戶貸款 / 客戶存款 / 綜合資產總額

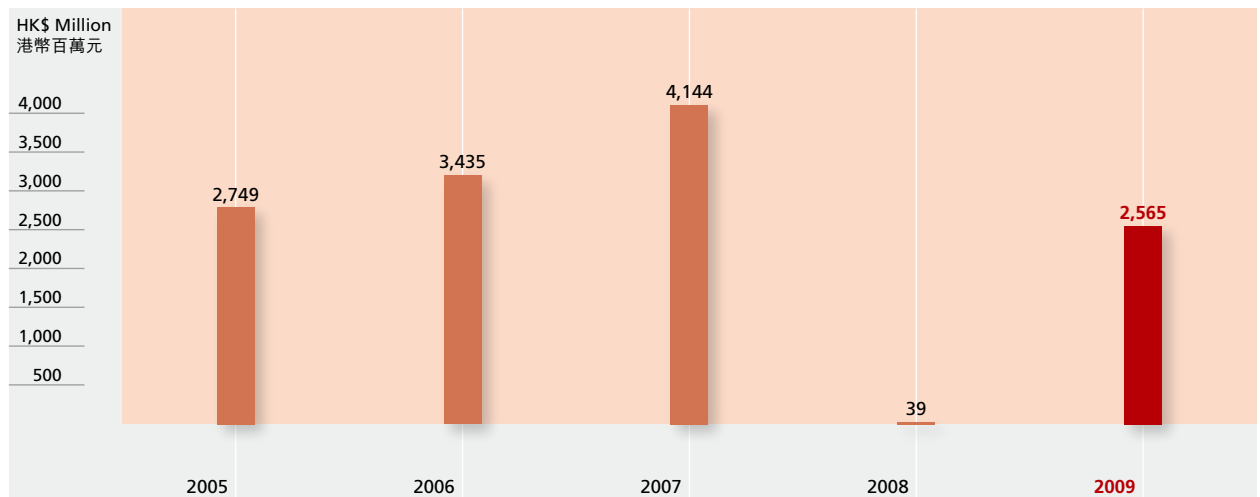


## FIVE-YEAR FINANCIAL SUMMARY (CONTINUED)

## 5年財務概要(續)

## PROFIT ATTRIBUTABLE TO OWNERS OF THE PARENT

## 可歸屬於本集團股東溢利



## FIVE-YEAR COMPARISON 5年比較

	2005 HK\$ Million 港幣百萬元	2006 HK\$ Million 港幣百萬元	2007 HK\$ Million 港幣百萬元	2008 HK\$ Million 港幣百萬元	2009 HK\$ Million 港幣百萬元
Total equity 股東權益總額	24,405	27,645	30,446	32,485	39,523
Customer deposits 客戶存款	175,895	209,524	284,186	323,802	342,528
Debt instruments issued 已發行債務證券	6,431	6,999	12,165	5,491	2,812
Advances to customers 客戶貸款	138,744	166,178	218,184	230,339	247,654
Total consolidated assets 綜合資產總額	238,799	294,202	393,979	415,254	434,082
Loan to deposit ratio 貸款對存款比率	76%	77%	74%	70%	72%
Profit attributable to owners of the parent 可歸屬於本集團股東溢利	2,749	3,435	4,144	39	2,565
Earnings per share* 每股盈利*	HK\$1.66	HK\$2.04	HK\$2.41	HK\$0.02	HK\$1.36
Dividends per share* 每股股息*	HK\$1.15	HK\$1.33	HK\$1.51	HK\$0.23	HK\$0.76

\* After adjusting for the bonus issue in 2009

\* 經已調整2009年的紅股