

FINANCIAL HIGHLIGHTS

財務摘要

		2010	2009
Turnover (HK\$m)	營業額 (百萬港元)	4,260.4	4,835.9
Gross profit (HK\$m)	毛利 (百萬港元)	383.1	360.1
Earnings before interest and taxation (HK\$m)	未計利息及稅前溢利 (百萬港元)	468.8	654.2
Profit attributable to shareholders (HK\$m)	股東應佔溢利 (百萬港元)	149.3	138.8
Shares outstanding (m)	發行股份 (百萬股)	4,529.1	1,508.4
Net asset value per share* (HK\$)	每股資產淨值* (港元)	0.91	0.88
Earnings per share* (HK\$)	每股盈利* (港元)	0.035	0.039
Dividend per share (HK\$)	每股股息 (港元)	–	–
Total assets (HK\$m)	總資產 (百萬港元)	14,041.0	12,315.9
Quick assets (HK\$m)	速動資產 (百萬港元)	3,991.5	3,770.5
Net current assets (HK\$m)	流動資產淨值 (百萬港元)	1,003.6	231.9
Net debt (HK\$m)	淨負債 (百萬港元)	1,453.4	1,717.5
Shareholders' funds (HK\$m)	股東資金 (百萬港元)	4,129.7	3,646.6
Current ratio	流動比率	1.21	1.05
Quick ratio	速動比率	0.82	0.87
Net debt/equity ratio	淨負債／資本比率	0.35	0.47
Gearing ratio	資本負債比率	0.74	0.83
Return on equity	股權收益	4%	4%
Total shareholder return*	股東總收益*	85%	-71%

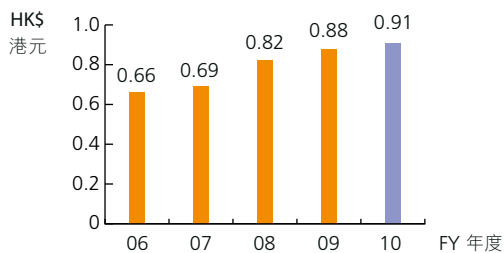
* Adjusted for rights issue in July 2009

* 因應2009年7月之供股而調整

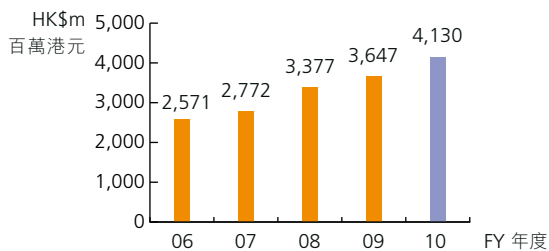
TOTAL SHAREHOLDER RETURN* 股東總收益*



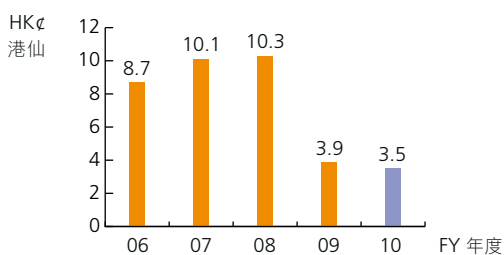
NET ASSET VALUE PER SHARE* 每股資產淨值*



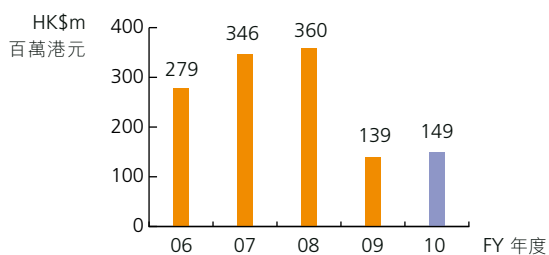
SHAREHOLDERS' FUNDS 股東資金



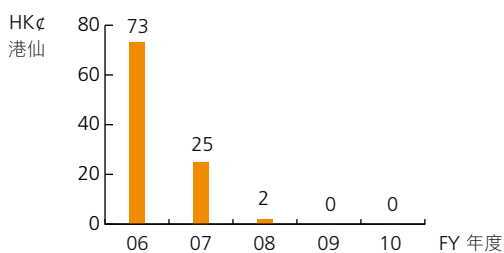
EARNINGS PER SHARE* 每股盈利*



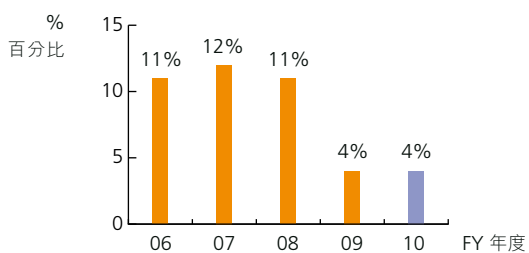
PROFIT ATTRIBUTABLE TO SHAREHOLDERS 股東應佔溢利



DIVIDEND PER SHARE 每股股息



RETURN ON EQUITY 股權收益



* Adjusted for rights issue in July 2009
* 因應2009年7月之供股而調整