




MEI AH 2012

Entertainment
Annual Report | 年報

MEI AH ENTERTAINMENT, GLOBAL ENTERTAINMENT.



CONTENTS

目錄

		<i>Pages</i>
		<i>頁次</i>
Corporate Information	公司資料	2
Chairman's Statement	主席報告	4
Directors' and Senior Management's Profile	董事及高層管理人員之簡介	11
Corporate Governance Report	企業管治報告	16
Report of the Directors	董事會報告	21
Independent Auditor's Report	獨立核數師報告	36
Consolidated Income Statement	綜合收益表	39
Consolidated Statement of Comprehensive Income	綜合全面收益表	40
Consolidated Balance Sheet	綜合資產負債表	41
Balance Sheet	資產負債表	43
Consolidated Statement of Changes in Equity	綜合權益變動表	44
Consolidated Cash Flow Statement	綜合現金流量表	46
Notes to the Consolidated Financial Statements	綜合財務報表附註	48
Five Year Financial Summary	五年財務概要	190
Schedule of Principal Investment Properties	主要投資物業附表	191

CORPORATE INFORMATION

公司資料

Directors

Executive Directors

Mr. LI Kuo Hsing (*Chairman*)
Mr. TONG Hing Chi (*Managing Director*)
Mr. CHAU Kei Leung

Non-Executive Directors

Mr. CHAN Ngan Piu
Mr. Hugo SHONG
Mr. Alan Cole-Ford

Independent Non-Executive Directors

Dr. Lee G. LAM
Ms. WANG Huarong
Mr. CHEUNG Ming Man

Company Secretary

Mr. CHAN Lun Ho

Registered Office

Clarendon House
2 Church Street
Hamilton HM 11
Bermuda

Head Office and Principal Place of Business

5th Floor, Mei Ah Centre
28 Chun Choi Street
Tseung Kwan O Industrial Estate
Kowloon
Hong Kong

Principal Bankers

Bank of China (Hong Kong) Limited
Industrial and Commercial Bank of China (Asia) Limited
The Hongkong and Shanghai Banking Corporation Limited

Auditor

PricewaterhouseCoopers
Certified Public Accountants, Hong Kong
22nd Floor, Prince's Building
Central
Hong Kong

董事

執行董事

李國興先生 (*主席*)
唐慶枝先生 (*董事總經理*)
周其良先生

非執行董事

陳銀鏢先生
熊曉鵠先生
Alan Cole-Ford 先生

獨立非執行董事

林家禮博士
王華蓉女士
張明敏先生

公司秘書

陳麟浩先生

註冊辦事處

Clarendon House
2 Church Street
Hamilton HM 11
Bermuda

總辦事處及主要營業地點

香港
九龍
將軍澳工業邨
駿才街28號
美亞集團中心5樓

主要往來銀行

中國銀行(香港)有限公司
中國工商銀行(亞洲)有限公司
香港上海滙豐銀行有限公司

核數師

羅兵咸永道會計師事務所
香港執業會計師
香港
中環
太子大廈22樓

CORPORATE INFORMATION

公司資料

Principal Share Registrar and Transfer Office

Butterfield Fulcrum Group (Bermuda) Limited
Rosebank Centre
11 Bermudiana Road
Pembroke HM08
Bermuda

Hong Kong Branch Share Registrar and Transfer Office

Tricor Tengis Limited
26th Floor, Tesbury Centre
28 Queen's Road East
Wanchai
Hong Kong

Audit Committee and Remuneration Committee

Dr. Lee G. LAM (*Chairman*)
Ms. WANG Huarong
Mr. CHEUNG Ming Man

Nomination Committee

Mr. CHEUNG Ming Man (*Chairman*)
Mr. LI Kuo Hsing
Mr. TONG Hing Chi
Dr. Lee G. LAM
Ms. WANG Huarong

Authorised Representatives

Mr. LI Kuo Hsing
Mr. TONG Hing Chi

website: www.meiah.com
e-mail: meiah@meiah.com

主要股份登記及過戶處

Butterfield Fulcrum Group (Bermuda) Limited
Rosebank Centre
11 Bermudiana Road
Pembroke HM08
Bermuda

香港股份登記及過戶分處

卓佳登捷時有限公司
香港
灣仔
皇后大道東28號
金鐘匯中心26樓

審核委員會及薪酬委員會

林家禮博士 (*主席*)
王華蓉女士
張明敏先生

提名委員會

張明敏先生 (*主席*)
李國興先生
唐慶枝先生
林家禮博士
王華蓉女士

法定代表

李國興先生
唐慶枝先生

網址: www.meiah.com
電郵: meiah@meiah.com

CHAIRMAN'S STATEMENT

主席報告

Results and dividends

The loss attributable to owners of Mei Ah Entertainment Group Limited (the "Company") for the year is HK\$15,101,000 (2011: profit of HK\$55,000,000) and the directors do not recommend the payment of a dividend (2011: nil).

BUSINESS REVIEW AND MANAGEMENT DISCUSSION AND ANALYSIS

Management Discussion and Analysis

During the year ended 31st March 2012, the Company and its subsidiaries (together, the "Group") recorded a consolidated revenue of HK\$358,797,000 (2011: HK\$200,169,000) and a loss attributable to owners of the Company of HK\$15,101,000 (2011: profit of HK\$55,000,000), including surplus on revaluation of investment properties of HK\$35,063,000 (2011: HK\$31,001,000), fair value losses on financial assets at fair value through profit or loss of HK\$31,939,000 (2011: HK\$10,945,000) and provision for impairment of film rights and films in progress of HK\$14,483,000 (2011: HK\$960,000).

The contribution of revenues from the Group's television operations segment was decreased slightly to the level of approximately HK\$108 million (2011: HK\$121 million) which is attributable to the termination of certain channels during the year. As at 31st March 2012, the Group provided movie channels through the platforms of now TV and MioTV in Hong Kong and Singapore respectively.

業績及股息

本年度美亞娛樂資訊集團有限公司(「本公司」)擁有人應佔虧損為15,101,000港元(二零一一年：利潤55,000,000港元)，而董事不建議派付股息(二零一一年：無)。

業務回顧與管理層討論及分析

管理層討論及分析

於截至二零一二年三月三十一日止年度內，本公司及其附屬公司(統稱「本集團」)錄得綜合收益358,797,000港元(二零一一年：200,169,000港元)，及本公司擁有人應佔虧損15,101,000港元(二零一一年：利潤55,000,000港元)，包括投資物業重估盈餘35,063,000港元(二零一一年：31,001,000港元)、按公允值計入損益表之財務資產之公允值虧損31,939,000港元(二零一一年：10,945,000港元)及電影版權及攝製中電影減值撥備14,483,000港元(二零一一年：960,000港元)。

來自本集團電視業務分部之收益貢獻微跌至約108,000,000港元(二零一一年：121,000,000港元)水平，乃由於年內終止若干頻道所致。於二零一二年三月三十一日，本集團分別在香港及新加坡透過now寬頻電視及MioTV之平台提供電影頻道。

CHAIRMAN'S STATEMENT

主席報告

In November 2009, the Group entered into an agreement with HBO Asia to provide contents of films and drama through the launch of "RED Channel" in different Asian territories by stages. This co-operation has enhanced the Group's exposure to the global entertainment market and also helped the Group to establish its channel brandname. RED Channel has been launched in Indovision and First Media Cable in Indonesia in April and August 2010 respectively. Moreover RED channel was launched on Hypp TV, the IPTV platform of TM Net in Malaysia in October 2010. In Philippines, CableBoss was appointed as a nationwide distributor of RED channel in August 2010 and RED channel was also launched on Philippines Multi-media Systems, Inc.'s direct-to-home platform in November 2010. RED Channel is also seeking the opportunity to launch in Vietnam soon.

In August 2010, the Group also launched a channel through Chunghwa Telecom Movie On Demand (MOD) platform in Taiwan, which was included in various packages in the MOD platform and also contributed increasing revenues to the Group.

Subsequent to the year end date, the Group concluded and commenced another movie channel in Australia through the platform of TVB Australia's pay-TV platform and started to contribute revenues to the Group.

The Group is also negotiating with other operators and will continue to explore opportunities to develop its channel operations in Hong Kong and other countries.

Looking forward, the Group aims to provide channels to other countries, explore opportunities of additional revenues arising from TV channels and develop channels with increasing varieties.

於二零零九年十一月，本集團與HBO Asia訂立協議，以透過分階段於不同亞洲地區推出「紅頻道」提供電影及劇集內容。此合作提升本集團於全球娛樂市場之知名度，亦有助本集團建立其頻道品牌名稱。紅頻道已分別於二零一零年四月及八月於印尼之Indovision及First Media Cable推出。此外，紅頻道於二零一零年十月於馬來西亞之Hypp TV (TM Net之IPTV平台)推出。就菲律賓而言，CableBoss於二零一零年八月獲指定為紅頻道之全國轉播商，及紅頻道於二零一零年十一月於菲律賓的Multi-media Systems, Inc.之direct-to-home平台播放。紅頻道正尋求機會在短期內打入越南市場。

於二零一零年八月，本集團亦於台灣透過中華電信隨選電影(MOD)平台推出頻道，該頻道包括MOD平台之不同套餐，並為本集團帶來收益增長。

於年結日後，本集團透過TVB澳洲收費電視平台之平台在澳洲落實及開始另一電影頻道，並開始為本集團帶來收益。

本集團亦正與其他營運商磋商，亦會繼續發掘機會在香港及其他國家發展其頻道業務。

展望將來，本集團以為其他國家提供頻道，並發掘取得電視頻道額外收入之機會，及發展更多不同種類之頻道為目標。

CHAIRMAN'S STATEMENT

主席報告

The contribution of revenues from the Group's film exhibition and film rights licensing and sub-licensing segment was increased sharply from HK\$53 million to HK\$215 million and its artiste management sector also contributed approximately HK\$17 million (2011: HK\$5 million) to the Group.

During the year, certain movies distributed and invested by the Group namely "Don't Go Breaking My Heart" and "Mysterious Island" were released with encouraging responses from the China theatrical market and contributed significant revenues and encouraging return to the Group. "Love in the Buff" was also released in the China theatrical market across the year end date and also brought significant contributions to the Group.

At 31st March 2012, a number of films are being produced and planned to be released in the coming months, including "The Silent War" and "Wu Dang" which were the Group's focused production during the year. Besides self-producing and investing, the Group will also make use of its wide distribution network developed for years and develop its business of distribution agency for film and drama projects. This sector also provides steady and secured income source to the Group.

The Group will continue to strengthen its film library through acquisition, own production and co-production. Equipped by the Group's film library and through the Group's experience and network in program sourcing, the Group is confident that it will continue to provide high quality and customised programs to its audiences.

Following the number of broadcasting channels in Hong Kong and China, the demand for channel contents is expected to increase continuously and the Group believes that it will receive encouraging results and fruitful rewards from these new market opportunities.

本集團來自電影放映及電影版權授出及轉授分部之收益貢獻由53,000,000港元大幅增加至215,000,000港元，以及其藝人管理分部亦為本集團帶來約17,000,000港元(二零一一年：5,000,000港元)之貢獻。

年內，本集團發行及投資之若干電影《單身男女》及《孤島驚魂》在中國電影市場上映，反應十分熱烈，為本集團帶來龐大收益及理想回報。《春嬌與志明》亦於跨年結日在中國電影市場上映，亦為本集團帶來重大貢獻。

於二零一二年三月三十一日，本集團正在製作多部電影(包括本集團年內之重點製作《聽風者》及《大武當之天地密碼》)，並計劃於未來數月發行。除自行製作及投資外，本集團亦將善用其已建立之龐大發行網絡及發展其電影及劇集項目之分銷代理業務。本分部將成為本集團穩定而具有保障之收益來源。

本集團將繼續透過收購、自行製作及聯合製作，加強其電影庫。憑藉本集團之電影庫及透過本集團購入節目之經驗及網絡，本集團有信心，其將繼續為其觀眾提供優質及符合觀眾要求之節目。

香港及中國之廣播頻道與日俱增，故預期對頻道內容之需求將隨之而持續增加，而本集團相信，其將從這些新市場商機取得可觀成果及回報。

CHAIRMAN'S STATEMENT

主席報告

The Group signed up to manage the jobs of a number of pop stars and artistes in Hong Kong and China and commenced the development of the Group's artiste management business since last year. It becomes a base to build our talent management business and the Group will continue to seek potential artistes and performers in order to build up a talent pool from which all future productions will be benefited.

During the year, the Group's theatre in Tianjin, China came into operation. Besides, the Group has also located sites in Yangzhou, Shanghai and Fushun to develop theatres there. Although the Group's theatrical operation is still under investment stage, the Group is still confident of its prospects taking into account the continuous growth of China film exhibition industry and box office income.

The revenues attributable to sale and distribution of films and programs in audio and visual product format dropped from HK\$22 million to HK\$17 million, which is mainly attributable to the overall industrial climate and less new titles were released during the year. Following the shrinkage of video industry and rapid development of technology, the distribution of films and programs is no longer limited to video discs but in digital formats available over the Internet. The Group is now exploring to diversify its distribution network to online downloading and streaming in order to adapt to the expected future consumer behavior. The Group considers the new media investment will ignite a revolution to the video distribution industry and fit the expected market demand.

本集團自去年起簽訂若干香港及中國影星及藝人之工作管理並開始發展本集團之藝人管理業務。此舉為本集團之藝人管理業務奠下基礎，而本集團將持續發掘有潛質的藝人及表演者，以擴大藝人群組，使所有未來製作均可得益。

年內，本集團於中國天津之電影院投入營運。此外，本集團亦在揚州、上海及撫順確定地點以在當地發展電影院。儘管本集團之電影院營運仍處於投資期，惟考慮到中國電影院行業及票房收入持續增長後，本集團仍然對其前景充滿信心。

以影音產品形式銷售及發行之電影及節目應佔收益由22,000,000港元下跌至17,000,000港元，乃主要由於整體行業氣氛及年內發行之新電影版權減少所致。隨著影像行業萎縮及科技的迅速發展，電影及節目放映不再局限於影像光碟，而是在互聯網上以數碼形式廣泛流傳。為適應消費者的未來趨勢，本集團現正開拓其發行網絡至網上下載及串流，好使其發行網絡更多元化。本集團認為此項新媒體投資將在影像發行業引發一輪革命，並符合預期市場需求。

CHAIRMAN'S STATEMENT

主席報告

Following the recent downturn in the global investment market conditions, the Group's financial assets at fair value through profit or loss recorded an unrealised loss of approximately HK\$32 million (2011: HK\$11 million) during the year. However, benefiting from the rise in property market in Hong Kong and China during the year, the investment properties portfolio of the Group still contributed a surplus on revaluation of approximately HK\$35 million (2011: HK\$31 million) during the year. As at 31st March 2012, the Group assessed the recoverable amount of its film titles, a provision for impairment for certain titles amounting to HK\$14 million (2011: HK\$1 million) was made with reference to the expected recoverable amount based on the current market condition. During the year, the Group also terminated its operations in respect of its channel in Japan SkyPerfecTV and recorded a loss on disposal of subsidiaries of HK\$10.6 million therein. Such items have no effect on the Group's cash flow.

Following the top-up placing took place in May 2010, the equity base of the Company was further broadened and strengthened and the Group believes that it will continue to be benefited from that and its increasing exposure to the global entertainment industry.

In respect of the litigation as set out in the Company's announcement dated 15th April 2011, after taking advice from the legal advisors which have considered the information so far available, the plaintiff's claim is rather flimsy and the chance resulting in unfavourable outcome is not great.

Looking forward, the Group will explore other opportunities to generate greatest returns for its shareholders and reward their long-term support.

隨著近期全球投資市場狀況衰退，本集團之按公允值計入損益表之財務資產於年內錄得未變現虧損約32,000,000港元(二零一一年：11,000,000港元)。然而，受惠於香港及中國物業市場於年內之升幅，本集團之投資物業組合於年內仍貢獻重估盈餘約35,000,000港元(二零一一年：31,000,000港元)。於二零一二年三月三十一日，本集團評估其電影片名之可收回金額，因此參考按現行市況得出之預期可收回金額對若干片名作出減值撥備14,000,000港元(二零一一年：1,000,000港元)。年內，本集團亦終止其日本SkyPerfecTV頻道之營運，當中錄得出售附屬公司之虧損10,600,000港元。該等項目對本集團之現金流量並無影響。

先舊後新配售於二零一零年五月進行後，本公司之股本基礎得以進一步擴闊及鞏固，而本集團相信，先舊後新配售所帶來之裨益，以及全球娛樂業之知名度增加能繼續惠及本集團。

有關本公司於二零一一年四月十五日之公告所載之訴訟，在取得法律顧問(在考慮目前所有資料後)提供之意見後，原告人之申索理據薄弱，訴訟結果屬不利之機會不大。

展望未來，本集團將發掘其他機會，為其股東帶來最大回報及回饋彼等之長期支持。

CHAIRMAN'S STATEMENT

主席報告

Liquidity and financial resources

At 31st March 2012, the Group has available banking facilities of approximately HK\$73.9 million, of which approximately HK\$38.0 million were utilised. Certain of the Group's deposits, financial assets and properties with aggregate net carrying values of HK\$257.8 million were pledged to banks to secure banking facilities. The Group's gearing ratio of 6.4% as at 31st March 2012 was based on the total of bank loans and overdrafts of HK\$37,964,000 (of which HK\$32,458,000, HK\$1,017,000, HK\$3,484,000 and HK\$1,005,000 are repayable within one year, in the second year, in the third to fifth year and after the fifth year respectively) and obligations under finance leases of HK\$252,000 (all of which are repayable within one year) and the shareholders' funds of approximately HK\$594,766,000. The Group's borrowings and bank balances are primarily denominated in Hong Kong dollars and Renminbi and has no significant exposure to foreign currency fluctuations.

At 31st March 2012, the Company had contingent liabilities in respect of guarantees given to banks for facilities of its subsidiaries amounting to approximately HK\$41.0 million and commitments in respect of films production, film and program licensing agreements and construction in progress amounting to approximately HK\$19.8 million. The commitments will be financed by the Group's internal resources and banking facilities.

流動資金及財務資源

於二零一二年三月三十一日，本集團可動用之銀行信貸約為73,900,000港元，其中約38,000,000港元已經動用。本集團總賬面淨值257,800,000港元之若干存款、財務資產及物業已抵押予銀行，作為銀行信貸之擔保。本集團於二零一二年三月三十一日之負債資產比率為6.4%，乃按銀行貸款及透支37,964,000港元（其中32,458,000港元、1,017,000港元、3,484,000港元及1,005,000港元分別須於一年內、第二年內、第三至第五年內及第五年後償還）及融資租約負債252,000港元（全部須於一年內償還），以及股東資金約594,766,000港元計算。本集團之借貸及銀行結存主要以港元及人民幣計算，故本集團並無重大外匯波動風險。

於二零一二年三月三十一日，本公司就授予其附屬公司之信貸向銀行作出擔保而產生約41,000,000港元之或然負債，而就電影製作、電影及節目版權協議及在建工程之承擔約為19,800,000港元。承擔將以本集團內部資源及銀行信貸撥付。

CHAIRMAN'S STATEMENT

主席報告

Employees

At 31st March 2012, the Group employed 152 staff. Remuneration is reviewed periodically based on individual staff's performance. In addition to the basic salaries, staff benefits include discretionary bonus, medical insurance scheme and contributory provident fund. The Group also has a share option scheme whereby qualified employees may be granted options to acquire shares of the Company.

On behalf of the Board

Li Kuo Hsing

Chairman

Hong Kong, 28th June 2012

僱員

於二零一二年三月三十一日，本集團共有152名僱員。本集團定期按個別員工表現檢討薪酬。除基本薪金外，僱員福利包括酌情花紅、醫療保險計劃及供款公積金。本集團亦設有購股權計劃，合資格僱員可據此獲授購股權以認購本公司股份。

代表董事會

主席

李國興

香港，二零一二年六月二十八日

DIRECTORS' AND SENIOR MANAGEMENT'S PROFILE

董事及高層管理人員之簡介

Executive directors

Mr. LI Kuo Hsing, aged 53, is the founder, Chairman and a major shareholder of the Group which was established in 1984, and a recognised leader of the Hong Kong entertainment industry. With years of experience in the home video and media entertainment industry, he is responsible for the corporate strategy and development of the Group. He is the Vice Chairman of the Federation of Motion Film Producers of Hong Kong Limited since 1998 and appointed Member of the Election Committee for the Performing Arts sub-sector of the Legislative Council Election. He is also the independent non-executive director of Sau San Tong Holdings Limited, a company listed on the Growth Enterprise Market ("GEM") of the Stock Exchange of Hong Kong Limited (the "Stock Exchange").

Mr. TONG Hing Chi, aged 57, is the Managing Director of the Group, responsible for the Group's overall general and financial administration. He has also been involved in the Group's corporate strategy and development since he joined the Group in 1992. He is a fellow member of the Association of Chartered Certified Accountants and a member of the Hong Kong Institute of Certified Public Accountants. He has over 20 years of experience in the entertainment and multimedia industry in Hong Kong and overseas. Mr. TONG has been the Vice Chairman of Hong Kong Motion Picture Industry Association Limited ("MPIA") since 2001.

Mr. CHAU Kei Leung, aged 48, is responsible for the selection and acquisition of films and programs and the formulation of sales and marketing strategies. He is also responsible for the sub-licensing of film rights to overseas distributors and TV operators in Hong Kong and overseas. He joined the Group in 1987 and has over 20 years of experience in the home video entertainment industry.

執行董事

李國興先生，53歲，本集團(於一九八四年成立)之創辦人、主席兼主要股東，本港娛樂業傑出領袖之一。李先生具有多年家庭影視及媒體娛樂行業經驗，負責制訂本集團企業策略及發展事宜。李先生從一九九八年開始出任香港電影製片家協會有限公司副主席，現任立法會選舉之選舉委員會演藝小組委員。彼亦為修身堂控股有限公司(香港聯合交易所有限公司(「聯交所」)創業板(「創業板」)上市公司)之獨立非執行董事。

唐慶枝先生，57歲，本集團之董事總經理，負責本集團整體一般及財務行政工作，自一九九二年加入本集團後，彼一直參與制訂本集團企業策略及發展事宜。唐先生為英國特許公認會計師公會資深會員及香港會計師公會會員，於香港及海外娛樂及多媒體行業方面積逾二十年經驗。唐先生從二零零一年開始出任香港影業協會有限公司(「影協」)副主席。

周其良先生，48歲，負責選購影片及節目與制訂銷售及市場推廣策略，亦負責向海外發行商與及香港及海外電視台轉授電影版權。彼於一九八七年加入本集團，於家庭影視娛樂行業方面積逾二十年經驗。

DIRECTORS' AND SENIOR MANAGEMENT'S PROFILE

董事及高層管理人員之簡介

Non-executive directors

Mr. CHAN Ngan Piu, aged 77, has years of experience in the manufacturing sector in Hong Kong and Mainland China. Mr. CHAN joined the Group in 1988.

Mr. Hugo SHONG, aged 56, was appointed as the non-executive director of the Company in February 2007 and is the Executive Vice President of International Data Group ("IDG") – the world's leading IT media, research and exposition company, President of IDG-Asia, and a partner of IDG Capital Partners, which has headed IDG's operations in information technology ("IT") publishing, market research and tradeshow in the Asia Pacific region. Mr. Shong is now the trustee of Boston University. Mr. Shong has been appointed as the Vice Chairman and a non-executive director of Media China Corporation Limited, a company listed on the Main Board of the Stock Exchange, with effective from 21st December 2009.

Mr. Alan Cole-Ford, aged 65, has been appointed as a non-executive director of the Company with effect from 18th October 2011 and is a corporate executive with a distinguished career in the fields of media, technology and finance. He served as Executive Vice-President of MGM Inc., and as Senior Vice-President at Paramount Pictures Corporation. He was later the CEO of Seattle-based NVST Inc, a private equity research firm. His business experience in Asia dates back to 1989 when he first managed Paramount's role in the consortium which won the government-sponsored bidding for Hong Kong's cable tv franchise. He became a partner in Hong Kong based Stone Drum Capital in 2005, and since that time has played a key role in the development and has served as the Chief Operating Officer and a member of its Board of Directors of eChinaCash Inc., a Beijing-based card services company which is partnered with SinoPec Group in China. Over the past decade, he has also provided consulting and strategic advisory services to a number of international corporations.

非執行董事

陳銀鏢先生，77歲，具有多年香港及中國內地製造業經驗。陳先生於一九八八年加入本集團。

熊曉鵠先生，56歲，於二零零七年二月獲委任為本公司之非執行董事，熊先生亦為美國國際數據集團（「IDG」）全球常務副總裁兼亞洲區總裁，IDG資本合伙人，負責IDG亞太地區業務，包括信息技術出版、市場研究及會展。IDG是全球領導的信息技術出版、研究及展覽公司。熊先生現為波士頓大學之信託人。熊先生於二零零九年十二月二十一日起獲委任為華億傳媒有限公司（聯交所主板上市公司）之副主席及非執行董事。

Alan Cole-Ford 先生，65歲，獲委任為本公司非執行董事，由二零一一年十月十八日起生效，亦是在傳媒、科技及財務領域事業成就卓越之企業行政人員。彼曾出任MGM Inc. 執行副總裁及Paramount Pictures Corporation 高級副總裁。彼其後出任基地設於西雅圖之NVST Inc（一家私募研究公司）行政總裁。彼於亞洲之業務經驗始於一九八九年，當時彼首次管理Paramount於在香港有線電視專營權政府資助招標中標之財團擔當之角色。彼於二零零五年成為基地設於香港之石鼓資本合夥人，自此在發展中擔當重要角色，並出任eChinaCash Inc.（一家基地設於北京之卡服務公司，與中國石化集團合作）營運總監及其董事會成員。過去十年，彼亦向多家國際公司提供諮詢及策略顧問服務。

DIRECTORS' AND SENIOR MANAGEMENT'S PROFILE

董事及高層管理人員之簡介

Independent non-executive directors

Dr. Lee G. LAM, aged 52, was appointed as an independent non-executive director of the Company on 1st February 2007. He holds a Bachelor of Science in Mathematics and Sciences, a Master of Science in Systems Science, and a Master of Business Administration, all from the University of Ottawa in Canada, a Post-graduate Diploma in Public Administration from Carleton University in Canada, a Post-graduate Diploma in English and Hong Kong Law and a Bachelor of Laws (Hons) from Manchester Metropolitan University in the UK, a Postgraduate Certificate in Laws from the City University of Hong Kong, a Master of Laws from the University of Wolverhampton in the UK, a Certificate in Professional Accountancy from the Chinese University of Hong Kong SCS and a Doctor of Philosophy from the University of Hong Kong. Dr. Lam has over 29 years of international experience in general management, strategy consulting, corporate governance, investment banking, and direct investment. He is Chairman of Monte Jade Science and Technology Association of Hong Kong, and serves on the board of several publicly-listed companies in the Asia Pacific region. Having served as a part-time member of the Central Policy Unit of the Government of the Hong Kong Special Administrative Region for two terms, Dr. Lam is a member of the Jilin Province Committee (and formerly a Specially-invited Member of the Zhejiang Province Committee) of the Chinese People's Political Consultative Conference, a member of the Hong Kong Institute of Bankers, a member of the Young Presidents' Organization, a member of the Chief Executives Organization, a Fellow of the Hong Kong Institute of Directors and Hong Kong Institute of Arbitrators, a member of the General Committee and the Corporate Governance Committee of the Chamber of Hong Kong Listed Companies, a Board Member of the Australian Chamber of Commerce in Hong Kong, a Vice President of the Hong Kong Real Estate Association, a founding Board Member and the Honorary Treasurer of the Hong Kong-Vietnam Chamber of Commerce and a visiting professor (in the fields of corporate governance and investment banking) at the School of Economics & Management of Tsinghua University in Beijing. Dr. Lam retired from Mingyuan Medicare Development Company Limited as the Independent Non-executive Director with effect from 30th May 2012.

獨立非執行董事

林家禮博士，52歲，於二零零七年二月一日獲委任為本公司獨立非執行董事。彼持有加拿大渥太華大學之科學及數學學士、系統科學碩士及工商管理碩士學位、加拿大加爾頓大學之國家行政研究院文憑、英國曼徹斯特城市大學英國及香港法律深造文憑以及法律榮譽學士學位、香港城市大學法學專業證書、英國胡佛漢頓大學之法律碩士學位、香港中文大學專業進修學院專業會計證書及香港大學之哲學博士學位。林博士擁有超過二十九年之企業管理、策略顧問、企業治理、投資銀行及直接投資的國際經驗。彼現為香港玉山科技協會理事長，並擔任亞太區數家上市公司之董事職務。林博士曾擔任香港特別行政區政府中央政策組的兩屆非全職顧問，現為中國政協吉林省委員會委員（之前曾任浙江省委員會特邀委員）、香港銀行學會會員、青年總裁協會會員、行政總裁組織成員、香港董事學會資深會員、香港仲裁司學會資深會員、香港上市公司商會常務委員會委員及公司管治委員會委員、香港澳洲商會董事會成員、香港房地產協會副會長、香港一越南商會創會會董兼名譽司庫，以及北京清華大學經濟管理學院之客座教授（企業管治及投資銀行科目）。林博士於二零一二年五月三十日起退任銘源醫療發展有限公司之獨立非執行董事。

DIRECTORS' AND SENIOR MANAGEMENT'S PROFILE

董事及高層管理人員之簡介

Ms. WANG Huarong, aged 48, has over 20 years of experience, including management experience, in information technology and financial service industry and was appointed as an independent non-executive director of the Company in October 2004. She had been a General Manager of Sparkice (Hong Kong) Ltd. which is a leading e-commerce company focusing on international trade of China market, a Senior Software Engineer at DSP Development Corporation in Boston, and worked at Fixed Income Technology Group of Goldman Sachs International. Ms. WANG received her Bachelor of Science degree in computer science from Beijing University of Aeronautics and Astronautics, and a Master of Science degree in Information Systems from North-Eastern University in the USA.

Mr. CHEUNG Ming Man, aged 55, has extensive experience in the sector of performance and cultural and was appointed as an independent non-executive director of the Company in September 2004. Mr. CHEUNG has also participated in a number of community associations, including the Hong Kong Chinese Importers' & Exporters' Association (Vice Chairman); The Hong Kong Special Administrative Region Election Committee (First and Second Election Committee Member); Deputy of the National People's Congress of PRC Election Committee (Ninth and Tenth Election Committee Member) and Chinese People's Political Consultative Conference Guangxi Zhuangzu Zizhiqu (Member).

Senior management

Mr. ZHUO Wu, aged 56, is the President of the Group's China division, Mr. ZHUO joined the Group in 2007 and is responsible for the Group's overall operation in China. Mr. ZHUO has over 30 years of experience in the film industry. Prior to joining the Group, he had been the Vice President and General Manager of a film studio company and digital media company in China respectively.

王華蓉女士，48歲，有超過二十年於資訊科技及金融服務行業之經驗(包括管理經驗)，於二零零四年十月獲委任為本公司之獨立非執行董事。彼曾任職於寶華開(香港)有限公司——一間專注於中國國際貿易市場之領導電子商貿公司之總經理、波士頓DSP Development Corporation之高級軟件工程師，及高盛國際之定息收益部。王女士於北京航空航天大學取得計算機科學學士學位，及於美國東北大學取得訊息系統科學碩士學位。

張明敏先生，55歲，於演藝及文化界有資深經驗，於二零零四年九月獲委任為本公司之獨立非執行董事。張先生亦參與多項社會職務，包括香港中華出入口商會常務會副會長，香港特別行政區第一、二屆推選委員會委員，第九、十屆港區人大選舉會議成員及中國人民政治協商會議廣西壯族自治區委員等。

高層管理人員

卓伍先生，56歲，為本集團中國分部之總裁。卓先生於二零零七年加入本集團，負責本集團於中國之整體營運。卓先生於電影業有超過三十年經驗。在加入本集團前，彼曾分別於中國一間電影公司及數碼媒體公司出任副總裁及總經理。

DIRECTORS' AND SENIOR MANAGEMENT'S PROFILE

董事及高層管理人員之簡介

Mr. CHAN Lun Ho, aged 42, is the Group's financial controller and is responsible for all financial and accounting matters of the Group. He is a fellow member of the Association of Chartered Certified Accountants and a member of the Hong Kong Institute of Certified Public Accountants. He has over 20 years of auditing and accounting experience. He joined the Group in July 2002.

Mr. LONG Sao Ian, aged 53, is the Program Development Manager of MATV Limited, a subsidiary of the Company. Mr. LONG is responsible for the development and management of the Group's TV operations. Mr. LONG has over 30 years of experience in TV operations. Prior to joining the Group in December 2000, Mr. LONG worked for Commercial Radio, Television Broadcasting Ltd, HK Cable TV and Chinese Entertainment Television.

陳麟浩先生，42歲，本集團之財務總監，負責本集團一切財務及會計事宜。彼為英國特許公認會計師公會資深會員及香港會計師公會會員，具有超過二十年之審計及會計經驗。陳先生於二零零二年七月加入本集團。

郎守仁先生，53歲，本公司附屬公司美亞電視有限公司之節目發展經理。郎先生負責發展及管理本集團之電視業務，具有超過三十年電視業務經驗。郎先生於二零零零年十二月加入本集團前，曾任職商業電台、電視廣播有限公司、香港有線電視及華娛電視。

CORPORATE GOVERNANCE REPORT

企業管治報告

Compliance with the code on corporate governance practices

The Company's corporate governance practices are based on the principles and the code provisions (the "Code") as set out in the Code on Corporate Governance Practices as set out in Appendix 14 of the Rules Governing the Listing of Securities on the Stock Exchange of Hong Kong Limited (the "Listing Rules"). The principles adopted by the Company emphasise a quality board, transparency and accountability to shareholders. In the opinion of the Board, the Company has complied with the Code for the year ended 31st March 2012, with the exception of the deviation in respect of the appointment term of non-executive directors as mentioned below.

Directors' securities transactions

The Company has adopted a code of conduct regarding Directors' securities transactions on terms as set out in Appendix 10 of the Listing Rules. Having made specific enquiry of all Directors, the Directors have complied with such code of conduct and the required standard of dealings and its code of conduct regarding securities transactions by the Directors for the year ended 31st March 2012.

Board of directors

The directors acknowledge their responsibilities for the preparation of financial statements, which shall give a true and fair view of the state of affairs of the Group. Details of the basis of preparation of the financial statements are set out in note 2 to the consolidated financial statements. The Board is also responsible for formulating the Group's long-term strategy, determining and approving the Group's significant transactions and supervising the management to ensure thorough implementation of the Group's policies and effective performance of their duties. The Board also conducted a review of the effectiveness of the system of internal control of the Group. Other decisions are delegated to management. As at 31st March 2012, the Board comprised nine Directors, including three executive Directors — Mr. Li Kuo Hsing (the Chairman), Mr. Tong Hing Chi (the Chief Executive Officer) and Mr. Chau Kei Leung, three non-executive Directors — Mr. Hugo Shong, Mr. Alan Cole-Ford and Mr. Chan Ngan Piu, and three independent non-executive Directors — Dr. Lee G. Lam, Ms. Wang Huarong and Mr. Cheung Ming Man. Biographies of the Directors are set out on pages 11 to 15.

遵守企業管治常規守則

本公司之企業管治常規乃以載於香港聯合交易所有限公司證券上市規則(「上市規則」)附錄14之企業管治常規守則所載之原則及守則條文(「守則」)為基礎。本公司所採納之原則著重一個高質素之董事會、對股東之透明度及問責性。董事會認為，本公司於截至二零一二年三月三十一日止年度已遵守守則，惟下述有關非執行董事任期之偏離除外。

董事之證券交易

本公司已按上市規則附錄10所載之條款採納有關董事證券交易之操守準則。經向全體董事作出個別查詢後，董事於截至二零一二年三月三十一日止年度已遵守該操守準則及遵守交易準則及其有關董事證券交易之操守準則。

董事會

董事承認彼等編撰財務報表之責任，該財務報表須真實公平地顯示本集團之財務狀況。財務報表編撰基準之詳情載於綜合財務報表附註2。董事會亦負責製訂本集團之長遠策略、決定及批准本集團之重大交易，及監督管理層，以確保彼等徹底實行本集團之政策及有效履行其職責。董事會亦對本集團內部監控系統之有效性進行檢討。其他決定將轉授予管理層作出。於二零一二年三月三十一日，董事會由九名董事組成，包括三名執行董事—李國興先生(主席)、唐慶枝先生(行政總裁)及周其良先生、三名非執行董事—熊曉鵬先生、Alan Cole-Ford先生及陳銀鏢先生及三名獨立非執行董事—林家禮博士、王華蓉女士及張明敏先生。董事履歷載於第11至15頁。

CORPORATE GOVERNANCE REPORT

企業管治報告

Board of directors (Continued)

There is no non-compliance with rules 3.10(1) and (2) of the Listing Rules and there is no relationship among members of the Board and the independent non-executive directors.

Under code provision A.4.1, non-executive directors should be appointed for specific terms. There is no specific term of appointment of the non-executive directors of the Company, however, they are subject to retirement by rotation in accordance with Bye-laws of the Company. Accordingly the Company considers that sufficient measures have been taken to deal with the requirement in respect of the appointment terms of non-executive directors as required under the code provision.

The Company has received from each of the Independent Non-executive Directors an annual confirmation of the irrespective independence pursuant to Rule 3.13 of the Listing Rules. The Company is of the view that all Independent Non-executive Directors meet the independence guidelines set out in Rule 3.13 of the Listing Rules and are independent in accordance with the terms of the guidelines.

During the year, all of the board members, except for Mr. Alan Cole-Ford and Mr. Chan Ngan Piu, attended the two board meetings to approve the interim and annual results. The executive directors also held and attended six other board meetings.

Chairman and the chief executive officer

Under the code provision A.2.1, the roles of chairman and chief executive officer are separate and are not performed by the same individual. The Chairman is responsible for overseeing the function of the Board and formulating overall strategies and policies of the Company. The Chief Executive Officer, supported by the senior management, is responsible for managing the Group's businesses and responsibilities, implementing major strategies, making day-to-day decisions and coordinating overall business operations.

董事會(續)

概無不遵守上市規則第3.10(1)及(2)條之情況，而董事會各成員與獨立非執行董事之間概無關係。

根據守則條文A.4.1，非執行董事之委任應有指定任期。本公司非執行董事之委任並無指定任期，惟彼等須根據本公司之公司組織章程細則輪值告退。因此，本公司認為已採取足夠措施，以應付守則條文規定有關非執行董事任期之規定。

本公司已接獲各獨立非執行董事根據上市規則第3.13條就彼等各自獨立性發出之年度確認書。本公司認為，全體獨立非執行董事均符合上市規則第3.13條所載之獨立指引，且根據指引之條款屬獨立人士。

年內，所有董事會成員(Alan Cole-Ford先生及陳銀鏢先生除外)出席兩次董事會會議以批准中期及年度業績。執行董事亦舉行並出席另外六次董事會會議。

主席及行政總裁

根據守則條文A.2.1，主席及行政總裁之角色有所區分，亦非由一人同時兼任。主席負責監察董事會之職能，及制訂本公司之整體策略及政策。行政總裁由高級管理層支持，負責管理本集團之業務及職責，實行主要策略、作出日常決定及統籌整體業務運作。

CORPORATE GOVERNANCE REPORT

企業管治報告

Board Committees

To assist the Board in discharge of its duties, the Board is supported by three board committees. Each committee has its defined scope of duties and terms of reference and the committee members are empowered to make decisions on matters within the terms of reference of each committee.

(1) Audit Committee

The Company has established an audit committee with written terms of reference in compliance with Rules 3.21 to 3.23 of the Listing Rules. The primary duties of the Audit Committee are (a) to review the Group's financial statements and accounts, and annual and interim report; (b) to discuss and review with the auditors of the Company on the scope and findings of the audit and the external auditor's management letter; and (c) to review the financial and accounting policies and practices, financial controls, internal control and risk management systems of the Group. The audit committee consists of the three independent non-executive directors of the Company, namely Dr. Lee G. Lam, Ms. Wang Huarong and Mr. Cheung Ming Man. The chairman of the committee is Dr. Lee G. Lam.

The audit committee held two meetings with the Company's auditor during the year. All of the members attended the meetings.

The Group's unaudited interim results, annual audited results and the system of internal control during the year ended 31st March 2012 have been reviewed by the audit committee, which is of opinion that the preparation of such results complied with the applicable accounting standards and requirements and that adequate disclosure have been made.

董事委員會

為協助董事會履行其職責，董事會由三個董事委員會支持。各委員會均有本身界定之職責範圍及職權範圍，而委員會成員獲授權就各委員會之職權範圍內之事宜作出決定。

(1) 審核委員會

本公司已根據上市規則第3.21至3.23條設立具書面職權範圍之審核委員會。審核委員會之主要職責為(a)審閱本集團之財務報表、賬目及年度及中期報告；(b)與本公司之核數師討論及審閱審核範圍及結果，以及外聘核數師致管理層函件；及(c)檢討本集團財務及會計政策及慣例、財務監控、內部監控及風險管理系統。審核委員會由本公司三名獨立非執行董事林家禮博士、王華蓉女士及張明敏先生組成。委員會主席為林家禮博士。

審核委員會與本公司核數師於年內舉行兩次會議。委員會全體成員出席該等會議。

本集團於截至二零一二年三月三十一日止年度之未經審核中期業績、年度經審核業績及內部監控系統已由審核委員會審閱，該委員會認為該等業績乃遵守適用會計準則及規定而編撰，亦已作出足夠披露。

CORPORATE GOVERNANCE REPORT

企業管治報告

Board Committees (Continued)

(2) Remuneration Committee

The Company has established a Remuneration Committee according to the relevant provisions of the Listing Rules with written terms of reference. Its primary duties are to (a) make recommendations to the Board on the Company's policy and structure for all remuneration of directors and senior management and the remuneration of non-executive director; (b) establish formal and transparent procedures for developing remuneration policy; and (c) review and approve the management's remuneration proposals with reference to the Board's corporate goals and objectives.

The remuneration committee consists of the three independent non-executive directors of the Company, namely Dr. Lee G. Lam, Ms. Wang Huarong and Mr. Cheung Ming Man. The chairman of the committee is Dr. Lee G. Lam.

During the year, the Committee met once to discuss remuneration related matters. All of the members attended the meeting. During the meeting, the performance and remuneration of the executive directors were assessed and the policy for which was discussed and approved.

董事委員會(續)

(2) 薪酬委員會

本公司已根據上市規則之有關條文設立具書面職權範圍之薪酬委員會。其主要職責為(a)就本公司有關所有董事及高級管理層薪酬之政策及架構，以及非執行董事之酬金向董事會提出建議；(b)為制訂薪酬政策建立正式及具透明度之程序；及(c)參考董事會之公司目標及目的，檢討及批准管理層之酬金建議。

薪酬委員會由本公司三名獨立非執行董事林家禮博士、王華蓉女士及張明敏先生組成。委員會主席為林家禮博士。

於年內，委員會舉行一次會議以討論薪酬相關事宜。全體成員出席該會議。會上，委員會評估執行董事之表現及薪酬，並討論及批准有關政策。

CORPORATE GOVERNANCE REPORT

企業管治報告

Board Committees (Continued)

(3) Nomination Committee

In March 2012, the Company established a nomination committee according to the relevant provisions of the Listing Rules with written terms of reference. Its primary duties are to:—(a) review the structure, size and composition (including the skills, knowledge and experience) of the Board at least annually and make recommendations on any proposed changes to the Board to complement the Company's corporate strategy; (b) identify individuals suitably qualified to become board members and select or make recommendations to the Board on the selection of individuals nominated for directorships; (c) assess the independence of independent non-executive directors; and (d) make recommendations to the Board on the appointment or re-appointment of directors and succession planning for directors, in particular the Chairman and the chief executive.

The nomination committee consists of five members, including three independent non-executive directors of the Company, namely Mr. Cheung Ming Man, Dr. Lee G. Lam and Ms. Wang Huarong, and two executive directors of the Company, namely Mr. Li Kuo Hsing and Mr. Tong Hing Chi. The chairman of the committee is Mr. Cheung Ming Man.

Auditor's remuneration

The statement by the auditor of the Company about their reporting responsibilities is set out in the independent auditor's report on pages 36 to 38. An amount of approximately HK \$1,597,000 was charged to the Group's consolidated income statement for the year ended 31st March 2012. There was no significant non-audit service assignment undertaken by the external auditor during the year.

董事委員會(續)

(3) 提名委員會

於二零一二年三月，本公司根據上市規則之相關條文設立提名委員會，並以書面列明職權範圍。其主要職責為：(a) 檢討董事會之架構、人數及組成(包括技能、知識及經驗)最少每年一次，並就任何擬作出之變動向董事會提出建議，以配合本公司之公司策略；(b) 物色具備合適資格擔任董事會成員之人士，並挑選所提名有關人士出任董事或就此向董事會提供建議；(c) 評核獨立非執行董事之獨立性；及(d) 就董事之委任或重新委任以及董事(特別是主席及行政總裁)繼任計劃之事宜向董事會提出建議。

提名委員會由五名成員組成，包括本公司三名獨立非執行董事張明敏先生、林家禮博士及王華蓉女士，以及本公司兩名執行董事李國興先生及唐慶枝先生。委員會主席為張明敏先生。

核數師酬金

本公司核數師發出有關其申報責任之聲明載於第36至38頁之獨立核數師報告。為數約1,597,000港元之金額已自本集團截至二零一二年三月三十一日止年度之綜合收益表扣除。年內，外聘核數師並無進行重大非核數服務工作。

REPORT OF THE DIRECTORS

董事會報告

The directors submit their report together with the audited consolidated financial statements for the year ended 31st March 2012.

Principal activities and analysis of operations

The principal activity of the Company is investment holding. The activities of the principal subsidiaries are set out in note 38 to the consolidated financial statements.

An analysis of the Group's performance for the year by operating segment is set out in note 5 to the consolidated financial statements.

Results and appropriations

The results of the Group for the year are set out in the consolidated income statement on page 39.

The directors do not recommend the payment of a dividend.

Reserves

Details of the movements in the reserves of the Group and of the Company during the year are set out in the consolidated statement of changes in equity on pages 44 to 45 and note 28(b) to the consolidated financial statements, respectively.

Property, plant and equipment

Details of the movements in property, plant and equipment of the Group are set out in note 14 to the consolidated financial statements.

Principal investment properties

Details of the movements in investment properties of the Group are set out in note 16 to the consolidated financial statements. Details of those principal investment properties are set out on pages 191 to 192.

Share capital

Details of the movements in share capital of the Company are set out in note 27 to the consolidated financial statements.

董事謹此提呈截至二零一二年三月三十一日止年度之董事會報告連同經審核綜合財務報表。

主要業務及營運表現分析

本公司之主要業務為投資控股。各主要附屬公司之業務載於綜合財務報表附註38。

本集團本年度按經營分部劃分之業績分析載於綜合財務報表附註5。

業績及分派

本集團於本年度之業績載於第39頁之綜合收益表。

董事不建議派發股息。

儲備

本集團及本公司於本年度之儲備變動詳情分別載於第44至45頁綜合權益變動表及綜合財務報表附註28(b)。

物業、機器及設備

本集團物業、機器及設備之變動詳情載於綜合財務報表附註14。

主要投資物業

本集團之投資物業之變動詳情載於綜合財務報表附註16。該等主要投資物業詳情載於第191至192頁。

股本

本公司之股本變動詳情載於綜合財務報表附註27。

REPORT OF THE DIRECTORS

董事會報告

Distributable reserves

At 31st March 2012, the distributable reserves of the Company amounted to HK\$228,535,000, comprising contributed surplus of HK\$235,020,000 less accumulated losses of HK\$6,485,000.

Under the Companies Act 1981 of Bermuda (as amended), the contributed surplus shall not be distributable if there are reasonable grounds for believing that:

- (i) the Company is, or would after the payment be, unable to pay its liabilities as they become due; or
- (ii) the realisable value of the Company's assets would thereby be less than the aggregate of its liabilities and its issued share capital and share premium account.

Pre-emptive rights

There is no provision for pre-emptive rights under the Company's bye-laws and there was no restriction against such rights under the laws of Bermuda, which would oblige the Company to offer new shares on a pro-rata basis to existing shareholders.

Five year financial summary

A summary of the results and of the assets and liabilities of the Group for the last five financial years is set out on page 190.

Purchase, sale or redemption of the Company's shares

The Company has not redeemed any of its shares during the year. Neither the Company nor any of its subsidiaries has purchased or sold any of the Company's shares during the year.

可供分派儲備

於二零一二年三月三十一日，本公司之可供分派儲備為228,535,000港元，包括繳入盈餘235,020,000港元減累計虧損6,485,000港元。

根據百慕達一九八一年公司法(經修訂)，倘有合理理由相信出現以下情況，則繳入盈餘不得分派：

- (i) 本公司當時或將於付款後無力償還其到期之負債；或
- (ii) 本公司資產之可變現價值會因此低於其負債及其已發行股本與股份溢價賬之總值。

優先購買權

本公司之公司組織章程細則並無有關優先購股權之規定，而百慕達法例亦無規定本公司須按比例向現有股東發售新股之限制。

五年財務概要

本集團過去五個財政年度之業績、資產及負債之概要載於第190頁。

買賣或贖回本公司股份

本公司於年內並無贖回其任何股份。本公司或其任何附屬公司於年內並無買賣任何本公司股份。

REPORT OF THE DIRECTORS

董事會報告

Share option scheme

A share option scheme of the Company was adopted by the shareholders of the Company in the annual general meeting held on 30th August 2004 (the “Share Option Scheme”). The principal terms are set out as follows:

(a) Purposes

The purposes of the Share Option Scheme are to attract and retain the best quality personnel for the development of the Group’s businesses; and to provide additional incentives to employees, consultants, agents, advisers, customers, suppliers, business and joint venture partners of the Company, its subsidiaries and its associated companies.

(b) Participants

Subject to the terms of the Share Option Scheme and the requirements of the Rules Governing the Listing of Securities on the Stock Exchange of Hong Kong Limited (the “Listing Rules”), the board of directors (the “Board”) may offer to grant share options (the “Options”) to any director and employee, consultant, agent, advisor, customer, supplier, business and joint venture partner of the Company, its subsidiaries and its associated companies (“Qualifying Grantee”) as the Board may in its absolute discretion select. Provided the Board so agrees, such offer may be accepted by a related trust of the relevant Qualifying Grantee.

(c) Administration

The Share Option Scheme shall be subject to the administration of the Board. The Board’s administrative powers include the authority, in its discretion:

- (i) to select Qualifying Grantees to whom Options may be granted under the Share Option Scheme;
- (ii) to determine, subject to the requirements of the Listing Rules and the law, and the time of the grant of Options;

購股權計劃

本公司股東於二零零四年八月三十日舉行之股東週年大會上採納一項購股權計劃(「購股權計劃」)。主要條款載列如下：

(a) 目的

購股權計劃旨在吸引及挽留最優秀人才，協助發展本集團業務及向本公司、其附屬公司及其聯營公司之僱員、顧問、代理、諮詢人、客戶、供應商、業務及合營夥伴提供額外激勵。

(b) 參與者

根據購股權計劃之條款及香港聯合交易所有限公司證券上市規則(「上市規則」)之規定，董事會(「董事會」)可向由其全權酌情揀選之本公司、其附屬公司及其聯營公司之任何董事及僱員、顧問、代理、諮詢人、客戶、供應商、業務及合營夥伴(「合資格承授人」)提出授出購股權(「購股權」)之要約。經董事會同意下，有關合資格承授人之相關信託可接納該等要約。

(c) 行政管理事宜

董事會負責管理購股權計劃。董事會之行政管理權力包括由其酌情進行以下事宜之權力：

- (i) 揀選可根據購股權計劃予以授出購股權之合資格承授人；
- (ii) 受制於上市規則及法例規定，決定授出購股權之時間；

REPORT OF THE DIRECTORS

董事會報告

Share option scheme (Continued)

(c) Administration (Continued)

- (iii) to determine the number of Shares to be covered by each Option granted under the Share Option Scheme;
- (iv) to approve forms of option agreements;
- (v) to determine the terms and conditions of any Option. Such terms and conditions may include:
 - the exercise price;
 - the period within which the Shares must be taken up under the Option, which must not be more than 10 years from the date of grant;
 - the minimum period, if any, for which an Option must be held before it can vest (the Share Option Scheme itself does not specify any minimum holding period);
 - the performance targets, if any, that must be achieved before the Option can be exercised (the Share Option Scheme itself does not specify any performance targets);
 - the amount, if any, payable on application or acceptance of the Option and the period within which payments or calls must or may be made or loans for such purposes must be repaid;
- (vi) to construe and interpret the terms of the Share Option Scheme and Options granted pursuant to the Share Option Scheme;
- (vii) to prescribe, amend and rescind rules and regulations relating to the Share Option Scheme; and

購股權計劃(續)

(c) 行政管理事宜(續)

- (iii) 決定根據購股權計劃授出之各份購股權所涉及之股份數目；
- (iv) 批准購股權協議之形式；
- (v) 決定任何購股權之條款及條件。該等條款及條件可能包括：
 - 行使價；
 - 根據購股權須接納股份之期限，該期限不得超過由授出日期起計十年；
 - 購股權歸屬前須持有之最短期限(如有)(購股權計劃本身並無設有任何最短持有期限)；
 - 購股權獲行使前須達致之表現目標(如有)(購股權計劃本身並無設有任何表現目標)；
 - 申請或接納購股權時須支付之數額(如有)及必須或可能付款或催繳或就此而言需要償還貸款之期限；
- (vi) 解釋及詮釋購股權計劃及據此授出之購股權之條款；
- (vii) 訂明、修訂及廢除購股權計劃有關之規則及規例；及

REPORT OF THE DIRECTORS

董事會報告

Share option scheme (Continued)

(c) Administration (Continued)

(viii) subject to the provisions relating to grant to substantial share holders and independent non-executive directors and their respective associates in the Share Option Scheme, to vary the terms and conditions of any option agreement (provided that such variation is not inconsistent with the terms of the Listing Rules and the Share Option Scheme).

(d) Life of the Share Option Scheme and grant of Options

The Share Option Scheme is valid and effective for a period of 10 years from the date of adoption. On and subject to the terms of the Share Option Scheme and the requirements of the Listing Rules, the Board shall be entitled at any time within 10 years commencing on the date of adoption to make an offer for the grant of an Option to any Qualifying Grantee as the Board may in its absolute discretion select.

(e) Acceptance and payment on acceptance of Option offer

An offer of the grant of any Option shall remain open for acceptance by the Qualifying Grantee concerned and, provided the Board so agrees, by a related trust of the named Qualifying Grantee for a period of 28 days from the date of the offer (or such longer period as the Board may specify in writing).

HK\$1.00 is payable by the grantee to the Company on acceptance of the Option offer.

(f) Subscription price

The subscription price in respect of any particular Option shall be such price as the Board may in its absolute discretion determine at the time of grant of the relevant Option but the subscription price shall not be less than whichever is the higher of (i) the closing price of the Shares as stated in the Stock Exchange's daily quotations sheet on the date of grant; (ii) the average closing price of the Shares as stated in the Stock Exchange's daily quotation sheets for the five business days immediately preceding the date of grant; and (iii) the nominal value of a share.

購股權計劃(續)

(c) 行政管理事宜(續)

(viii) 在購股權計劃有關授予主要股東、獨立非執行董事及彼等各自之聯繫人士購股權之規定下，修改任何購股權協議之條款及條件(惟該項修改不得與上市規則及購股權計劃之條款不符)。

(d) 購股權計劃年期及授出購股權

購股權計劃自採納當日起計10年內有效。根據購股權計劃之條款及上市規則之規定並在彼等之規限下，董事會有權於採納日期起計10年內，隨時向任何可能由董事會全權酌情揀選之合資格承授人提出有關授出購股權之要約。

(e) 接納購股權要約及所付款項

授出任何購股權之要約由要約日期起計28日(或董事會可能以書面指定之較長期間)內可供有關合資格承授人(經董事會同意下，可為有關合資格承授人之相關信託)接納。

承授人接納購股權要約時須向本公司支付1.00港元。

(f) 認購價

任何特定購股權之認購價須為董事會於授出有關購股權時全權酌情釐定之有關價格，惟該認購價不得低於下列各項中之較高者：(i)於授出日期聯交所之日報表所列之股份收市價；(ii)於緊接授出日期前五個營業日聯交所之日報表所列之股份平均收市價；及(iii)股份之面值。

REPORT OF THE DIRECTORS

董事會報告

Share option scheme (Continued)

(g) Option period

The period within which the Shares must be taken up under an Option shall be determined by the Board in its absolute discretion at the time of grant, but such period must not exceed 10 years from the date of grant of the relevant Option.

(h) Maximum number of shares available under the Share Option Scheme

(i) Overriding Limit

The limit on the number of shares which may be issued upon exercise of all outstanding Options granted and yet to be exercised under the Share Option Scheme and any other schemes of the Company must not exceed 30% of the shares in issue from time to time. No options may be granted under any schemes of the Company if this will result in the limit being exceeded.

(ii) Mandate Limit

In addition to the limit set out in sub-paragraph (h) (i) above and prior to the approval of a Refreshed Mandate Limit as referred to in sub-paragraph (h) (iii) below, the total number of shares which may be issued upon exercise of all options to be granted under the Option Scheme and any other schemes of the Company must not in aggregate exceed 10% of the issued share capital of the Company at the date of adoption of the Share Option Scheme ("Initial Mandate Limit"). Options lapsed in accordance with the terms of the Share Option Scheme or any other schemes will not be counted for the purpose of calculating the 10% limit.

購股權計劃(續)

(g) 購股權期間

根據購股權須接納股份之期間由董事會於授出購股權時全權酌情決定，惟該期間不得超過有關購股權授出日期起計10年。

(h) 購股權計劃項下之最高股份數目

(i) 主要限額

根據購股權計劃及本公司任何其他計劃授出及尚未行使之未行使購股權在悉數行使時可予發行之股份，不得超過不時已發行股份之30%。本公司不得根據本公司任何計劃授出任何會導致超出限額之購股權。

(ii) 授權限額

除上文第(h)(i)分段所述限額及在下文第(h)(iii)分段所指之重訂授權限額獲得批准之前，根據購股權計劃及本公司任何其他計劃授出之購股權在悉數行使時可予發行之股份總數，合共不得超過採納購股權計劃當日之本公司已發行股本之10%（「初步授權限額」）。根據購股權計劃或任何其他計劃之條款而告失效之購股權，在計算該10%限額時將不予計算在內。

REPORT OF THE DIRECTORS

董事會報告

Share option scheme (Continued)

(h) Maximum number of shares available under the Share Option Scheme (Continued)

(iii) Refreshing of Mandate Limit

The Company may by ordinary resolutions of the shareholders refresh the Mandate Limit provided the Company shall issue a circular to shareholders containing such information as required by the Listing Rules before such approval is sought. However, the total number of shares which may be issued upon exercise of all options to be granted under all of the schemes of the Company under the limit as refreshed ("Refreshed Mandate Limit") must not exceed 10% of the shares in issue as at the date of approval of the Refreshed Mandate Limit. Options previously granted under the schemes (including those outstanding, cancelled, lapsed in accordance with the scheme or exercised options) will not be counted for the purpose of calculating the limit as refreshed.

(iv) Grant to specifically identified participants

Specifically identified participants may be granted Options beyond the Mandate Limit. The Company may in addition seek separate approval by its shareholders in general meeting for granting Options beyond the Mandate Limit provided the Options in excess of the limit are granted only to participants specifically identified by the Company and a circular to shareholders containing such information as required by the Listing Rules is issued before such approval is sought. The date of the board meeting for proposing such further grant should be taken as the date of grant for such grants.

購股權計劃(續)

(h) 購股權計劃項下之最高股份數目(續)

(iii) 重訂授權限額

本公司可由股東通過普通決議案重訂授權限額，惟於尋求有關批准前必須向股東發出載有上市規則所規定有關資料之通函。然而，經重訂限額後根據本公司所有計劃授出之購股權在悉數行使時可予發行之股份總數(「重訂授權限額」)，不得超過批准該重訂授權限額當日已發行股份之10%。先前根據該計劃授出之購股權(包括未行使、已註銷、已根據計劃失效或已行使之購股權)，在計算經重訂限額時將不予計算在內。

(iv) 向特定參與者授出購股權

特定參與者可獲授超出授權限額之購股權。本公司可在股東大會上尋求股東另行批准授出超出授權限額之購股權，惟超出限額之購股權僅可授予本公司特定參與者，並且在尋求有關批准前向股東發出載有上市規則所規定有關資料之通函。建議進一步授出購股權之董事會會議日期，就該項授出而言被視作授出日期論。

REPORT OF THE DIRECTORS

董事會報告

Share option scheme (Continued)

(h) Maximum number of shares available under the Share Option Scheme (Continued)

(v) Limit for each participant

The total number of shares issued and to be issued upon exercise of Options granted (whether exercised or outstanding) in any 12-month period to each participant must not exceed 1% of the shares in issue. Where any further grant of Options to a participant would result in the shares issued and to be issued upon exercise of all options granted and to be granted to such person (including exercised, cancelled and outstanding options) in the 12-month period up to and including the date of such further grant representing in aggregate over 1% of the shares in issue, such further grant shall be subject to separate approval by shareholders in general meeting with the relevant participant and his associates abstaining from voting. Prior to seeking such approval, the Company shall issue a circular containing to shareholders such information as required by the Listing Rules. The date of the board meeting for proposing such further grant should be taken as the date of grant for such grants.

Following the shareholders' resolution passed on 30th August 2010, the Mandate Limit was refreshed to 563,303,452 shares of HK\$0.02 each, representing 10% of the shares in issue as at the date of passing the resolution. As at 31st March 2012, there was no option granted under the Mandate Limit.

購股權計劃(續)

(h) 購股權計劃項下之最高股份數目(續)

(v) 各參與者之限額

各參與者於任何十二個月期間內獲授之購股權(不論已行使或尚未行使)在行使時發行及將予發行之股份總數,不得超過已發行股份之1%。如欲進一步授出購股權予參與者而導致該名人士於截至進一步授出購股權之日(包括當日)止十二個月期間內,因悉數行使獲授或將獲授購股權(包括已行使、已註銷及未行使之購股權)而發行及將予發行之股份,合共佔已發行股份超過1%,則該進一步授出購股權須經股東在股東大會上另行批准,而有關參與者及其聯繫人士必須放棄投票,而本公司須在尋求有關批准前向股東發出載有上市規則所規定有關資料之通函。建議進一步授出購股權之董事會會議日期,就該項授出而言被視作授出日期論。

於二零一零年八月三十日通過股東決議案後,授權上限已獲更新至563,303,452股每股面值0.02港元之股份,佔於通過決議案當日之已發行股份10%。於二零一二年三月三十一日,概無根據授權限額授出之購股權。

REPORT OF THE DIRECTORS

董事會報告

Directors

The directors during the year and up to the date of this report were:

Executive directors

Mr. LI Kuo Hsing (*Chairman*)
Mr. TONG Hing Chi (*Managing Director*)
Mr. CHAU Kei Leung

Non-executive directors

Mr. CHAN Ngan Piu
Mr. Hugo SHONG
Mr. Alan Cole-Ford (*appointed on 18th October 2011*)

Independent non-executive directors

Dr. Lee G. LAM
Ms. WANG Huarong
Mr. CHEUNG Ming Man

The directors are subject to retirement by rotation and re-election at the forthcoming Annual General Meeting of the Company in accordance with the Company's bye-laws.

Directors' service contracts

None of the directors who are proposed for re-election at the forthcoming Annual General Meeting has a service contract with the Company which is not determinable within one year without payment of compensation, other than statutory compensation.

Directors' interests in contracts

No contracts of significance in relation to the Group's business to which the Company, its subsidiaries or its fellow subsidiaries was a party and in which a director of the Company had a material interest, whether directly or indirectly, subsisted at the end of the year or at any time during the year.

Biographical details of directors and senior management

Brief biographical details of directors and senior management are set out on pages 11 to 15.

董事

年內及直至本報告日期止在任之董事如下：

執行董事

李國興先生(主席)
唐慶枝先生(董事總經理)
周其良先生

非執行董事

陳銀鏢先生
熊曉鵠先生
Alan Cole-Ford 先生(於二零一一年十月十八日獲委任)

獨立非執行董事

林家禮博士
王華蓉女士
張明敏先生

於本公司應屆股東週年大會上，董事需根據本公司之公司組織章程細則輪席告退及膺選連任。

董事之服務合約

擬於應屆股東週年大會提名膺選連任之董事概無與本公司訂立不可於一年內終止而不作賠償(法定賠償除外)之服務合約。

董事之合約權益

本公司、其附屬公司或其同系附屬公司概無參與訂立本公司董事直接或間接於其中擁有重大權益且與本集團業務有關連，而於年終時或年內任何時間存續之重大合約。

董事及高層管理人員之履歷簡介

董事及高層管理人員之履歷簡介載於第11至15頁。

REPORT OF THE DIRECTORS

董事會報告

Directors' and Chief Executives' interests and/or short positions in the shares, underlying shares and debentures of the Company or any associated corporation

At 31st March 2012, the interests and short positions of each director and chief executive in the shares, underlying shares and debentures of the Company and its associated corporations (within the meaning of the Securities and Futures Ordinance ("SFO")), as recorded in the register required to be kept by the Company under Section 352 of Part XV of the SFO or as otherwise notified to the Company were as follows:

(a) Ordinary shares of HK\$0.02 each in the Company

Name of director 董事姓名	Number of shares beneficially held — Long position 實益持有之股份數目 — 好倉			% of the issued share capital of the Company as at 31st March 2012 於二零一二年 三月三十一日 佔本公司已發行 股本之百分比
	Personal interests 個人權益	Family interests 家屬權益	Corporate interests 法團權益	
	Mr. LI Kuo Hsing 李國興先生	202,577,500	189,843,750 <i>Note (i)</i> 附註 (i)	
Mr. TONG Hing Chi 唐慶枝先生	16,875,000	—	—	0.30%
Mr. CHAU Kei Leung 周其良先生	36,045,000	—	—	0.64%
Mr. CHAN Ngan Piu 陳銀鏢先生	10,125,000	—	—	0.18%

Notes:

- (i) These shares are held by Ms. LI Pik Lin, the spouse of Mr. LI Kuo Hsing.
- (ii) These shares are held by Kuo Hsing Holdings Limited, a company beneficially controlled by Mr. LI Kuo Hsing.

附註:

- (i) 該等股份由李國興先生之配偶李碧蓮女士持有。
- (ii) 該等股份由李國興先生實益控制之公司 Kuo Hsing Holdings Limited 持有。

董事及最高行政人員於本公司或任何有聯繫法團之股份、相關股份及債權證之權益及／或淡倉

於二零一二年三月三十一日，根據本公司依證券及期貨條例(「證券條例」)第XV部第352條須予存置之登記冊所記錄或據本公司接獲之通知，各董事及最高行政人員在本公司及其有聯繫法團(按證券條例之定義)之股份、相關股份及債權證之權益及淡倉如下：

(a) 每股面值0.02港元之本公司普通股

% of the
issued share
capital of the
Company as
at 31st March
2012

於二零一二年
三月三十一日
佔本公司已發行
股本之百分比

REPORT OF THE DIRECTORS

董事會報告

Directors' and Chief Executives' interests and/or short positions in the shares, underlying shares and debentures of the Company or any associated corporation

(Continued)

(b) Interest in subsidiaries of the Company

Mr. LI Kuo Hsing personally holds non-voting deferred shares of HK\$1 each in the following subsidiaries:

Name	名稱	Number of non-voting deferred shares held 所持無投票權遞延股份之數目	Personal interests 個人權益
Mei Ah Laser Disc Company Limited	美亞鐳射光碟有限公司	100,000	
Mei Ah Video Production Company Limited	美亞錄影製作有限公司	10,000	
Mei Ah Investment Company Limited	美亞物業投資有限公司	500,000	

Save as aforesaid, at no time during the year was the Company, its subsidiaries, its fellow subsidiaries or its associated corporations a party to any arrangement to enable the directors and chief executives of the Company (including their spouse and children under 18 years of age) to hold any interests or short positions in the shares or underlying shares in, or debentures of, the Company or its associated corporation.

Save as aforesaid, at no time during the year, the directors and chief executives (including their spouse and children under 18 years of age) had any interest in, or had been granted, or exercised, any rights to subscribe for shares (or warrants or debentures, if applicable) of the Company and its associated corporations required to be disclosed pursuant to the SFO.

董事及最高行政人員於本公司或任何有聯繫法團之股份、相關股份及債權證之權益及／或淡倉 (續)

(b) 本公司附屬公司權益

李國興先生個人持有下列附屬公司每股面值1港元之無投票權遞延股份：

除上述者外，於年內任何時間，本公司、其附屬公司、其同系附屬公司或其聯營公司概無訂立任何安排，使本公司董事及最高行政人員(包括彼等之配偶及未滿十八歲之子女)持有本公司或其有聯繫法團之股份、相關股份或債權證之任何權益或淡倉。

除上述者外，於年內任何時間，各董事及最高行政人員(包括彼等之配偶及未滿十八歲之子女)並無擁有本公司及其聯營公司(按證券條例之定義)任何權益，亦無獲授或行使可認購根據證券條例須予披露之本公司及其相聯法團股份(或認股權證或債券(如適用))之任何權利。

REPORT OF THE DIRECTORS

董事會報告

Substantial shareholders' interests and/or short positions in the shares, underlying shares of the Company

The register of substantial shareholders required to be kept under section 336 of Part XV of the SFO shows that as at 31st March 2012, the Company had been notified of the following substantial shareholders' interests and short positions, being 5% or more of the Company's issued share capital. These interests are in addition of those disclosed above in respect of the directors and chief executives.

Ordinary shares of HK\$ 0.02 each in the Company

主要股東於本公司之股份及相關股份之權益及／或淡倉

根據依證券條例第XV部第336條須設置之主要股東登記冊顯示，於二零一二年三月三十一日，本公司接獲通知以下佔本公司已發行股本5%或以上之主要股東權益及淡倉。該等權益為上文所披露有關董事及最高行政人員者以外之權益。

每股面值0.02港元之本公司普通股

Number of shares — Long position 股份數目 — 好倉

	Note	Corporate interests	% of the issued share capital of the Company as at 31st March 2012 於二零一二年三月三十一日佔本公司已發行股本之百分比
	附註	法團權益	
Ho Chi Sing	(a)	398,840,000	7.08%
IDG-Accel China Growth Fund Associates L.P.	(b)	370,205,516	6.57%
IDG-Accel China Growth Fund GP Associates Ltd.	(b)	370,205,516	6.57%
Zhou Quan 周全	(b)	370,205,516	6.57%
IDG-Accel China Growth Fund L.P.		307,385,666	5.46%

Notes:

- (a) Included the 370,205,516 shares as set out in note (b).
- (b) Referred to the same parcel of shares and included the 307,385,666 shares held by IDG-Accel China Growth Fund L. P.

附註：

- (a) 包括附註(b)所載之370,205,516股股份。
- (b) 指同一批股份及包括IDG-Accel China Growth Fund L.P持有之307,385,666股股份。

REPORT OF THE DIRECTORS

董事會報告

Management contracts

No contracts concerning the management and administration of the whole or any substantial part of the business of the Company were entered into or existed during the year.

Major suppliers and customers

The percentages of purchases and sales for the year attributable to the Group's major suppliers and customers are as follows:

Purchases

- the largest supplier
- five largest suppliers in aggregate

Sales

- the largest customer
- five largest customers in aggregate

None of the directors, their associates or any shareholder (which to the knowledge of the directors owns more than 5% of the Company's share capital) had an interest in these major suppliers or customers.

Connected transactions

The following transactions between a connected party (as defined in the Listing Rules) of the Company and the Group have been entered into and/or are ongoing for which relevant circular and/or announcements, if necessary, had been made by the Company in accordance with Chapter 14A of the Listing Rules.

Pursuant to the agreements entered into between the Group and Guangzhou Mei Ah Hua Tin Xia Film Distribution Company Limited ("Hua Tin Xia"), a connected person to the Company, on 18th August 2011 and 18th January 2012, the Group appointed Hua Tin Xia as its sole distribution agent in the PRC in respect of the Group's films in the PRC up to 31st March 2014. Details of the transactions are set out in the circular of the Company dated 10th February 2012.

管理合約

本公司於年內並無訂立或存在任何有關本公司全部或任何重大部分業務之管理及行政合約。

主要供應商及客戶

本集團各主要供應商及客戶應佔之本年度採購額及銷售額百分比如下：

採購額

- 最大供應商 23%
- 五大供應商合計 45%

銷售額

- 最大客戶 14%
- 五大客戶合計 30%

各董事、彼等之聯繫人士或任何據董事所知擁有本公司股本5%以上之股東概無擁有該等主要供應商或客戶之權益。

關連交易

本公司關連人士(定義見上市規則)與本集團間之以下交易已獲訂立及/或進行中,本公司已就此在需要時根據上市規則第14A章刊發有關通函及/或公告。

根據本集團與本公司之關連人士廣州美亞華天下電影發行有限公司(「華天下」)訂立之協議,於二零一一年八月十八日及二零一二年一月十八日,本集團委任華天下為其截至二零一四年三月三十一日止在中國發行本集團電影之獨家發行代理。該等交易之詳情載於本公司於二零一二年二月十日刊發之通函。

REPORT OF THE DIRECTORS

董事會報告

Connected transactions (Continued)

Annual caps of HK\$18,600,000, HK\$21,500,000 and HK\$28,400,000 in respect of the distribution agency fee payable to Hua Tin Xia for the years ending 31st March 2012, 2013 and 2014 respectively were approved by the independent shareholders of the Company in the special general meeting held on 27th February 2012.

During the year ended 31st March 2012, distribution agency fee paid/payable to Hua Tin Xia amounted to approximately HK\$8,994,000.

The aforesaid continuing connected transactions have been reviewed by independent non-executive directors of the Company. The independent non-executive directors confirmed that the aforesaid connected transactions were entered into:

- (a) in the ordinary and usual course of business of the Group;
- (b) either on normal commercial terms or on terms no less favourable to the Group than terms available to or from independent third parties;
- (c) in accordance with the relevant agreements governing them on terms that are fair and reasonable and in the interests of the shareholders of the Company as a whole.

The Company's auditor was engaged to report on the Group's continuing connected transactions in accordance with Hong Kong Standard on Assurance Engagements 3000 "Assurance Engagements Other Than Audits or Reviews of Historical Financial Information" and with reference to Practice Note 740 "Auditor's Letter on Continuing Connected Transactions under the Hong Kong Listing Rules" issued by the Hong Kong Institute of Certified Public Accountants. The auditor has issued an unqualified letter containing their findings and conclusions in respect of the continuing connected transactions disclosed by the Group above in accordance with paragraph 14A.38 of the Listing Rules.

關連交易(續)

就截至二零一二年、二零一三年及二零一四年三月三十一日止年度應付予華天下之發行代理費而分別設定之年度上限18,600,000港元、21,500,000港元及28,400,000港元已於二零一二年二月二十七日舉行之股東特別大會上獲本公司獨立股東批准。

於截至二零一二年三月三十一日止年度，已付／應付予華天下之發行代理費約為8,994,000港元。

本公司之獨立非執行董事已審閱上述持續關連交易。獨立非執行董事已確認上述關連交易已：

- (a) 於本集團之日常及一般業務過程中訂立；
- (b) 按一般商業條款或按對本集團而言不遜於獨立第三方所能得到或提供之條款訂立；
- (c) 根據監管該等交易之相關協議，按公平合理且符合本公司股東之整體利益之條款訂立。

本公司核數師已獲委聘，根據香港會計師公會頒佈之《香港鑒證業務準則》第3000號「歷史財務資料審核或審閱以外之鑒證業務」並參照《實務說明》第740號「香港上市規則規定的持續關連交易的核數師函件」，就本集團之持續關連交易作出報告。核數師已根據上市規則第14A.38條就上述本集團所披露之持續關連交易發出載有其發現及結論之無保留意見函件。

REPORT OF THE DIRECTORS

董事會報告

Connected transactions (Continued)

A summary of the related party transactions entered into by the Group during the year ended 31st March 2012 is set out in note 36 to the consolidated financial statements. These transactions do not constitute connected transactions under the Listing Rules.

Sufficiency of public float

Based on the information that is publicly available to the Company and within the knowledge of the Directors of the Company, it is confirmed that there is sufficient public float of at least 25% of the Company's issued shares at the date of this report.

Corporate Governance Report

Corporate Governance Report of the Company is set out on pages 16 to 20.

Directors' interests in competing business

None of the directors, management or shareholders of the Company (as defined in the Listing Rules) has an interest in a business which competes or may compete with the business of the Group.

Auditor

The consolidated financial statements have been audited by PricewaterhouseCoopers who retire and, being eligible, offer themselves for re-appointment.

On behalf of the Board

Li Kuo Hsing

Chairman

Hong Kong, 28th June 2012

關連交易(續)

本集團於截至二零一二年三月三十一日止年度與有關連人士交易之概要載於綜合財務報表附註36。該等交易並不構成上市規則項下之關連交易。

足夠公眾持股量

根據本公司可公開取得之資料及就本公司董事所知，確認本公司於本報告日期維持本公司已發行股份最少25%之足夠公眾持股量。

企業管治報告

本公司之企業管治報告載於第16至20頁。

董事於競爭業務之權益

本公司董事、管理層或股東(定義見上市規則)概無擁有與本集團具業務競爭或可能具競爭之業務權益。

核數師

綜合財務報表已由羅兵咸永道會計師事務所審核。羅兵咸永道會計師事務所將任滿告退，惟符合資格並願續聘。

代表董事會

主席

李國興

香港，二零一二年六月二十八日

INDEPENDENT AUDITOR'S REPORT

獨立核數師報告



羅兵咸永道

INDEPENDENT AUDITOR'S REPORT TO THE SHAREHOLDERS OF MEI AH ENTERTAINMENT GROUP LIMITED

(incorporated in Bermuda with limited liability)

We have audited the consolidated financial statements of Mei Ah Entertainment Group Limited (the "Company") and its subsidiaries (together, the "Group") set out on pages 39 to 189, which comprise the consolidated and company balance sheets as at 31st March 2012, and the consolidated income statement, the consolidated statement of comprehensive income, the consolidated statement of changes in equity and the consolidated cash flow statement for the year then ended, and a summary of significant accounting policies and other explanatory information.

Directors' responsibility for the consolidated financial statements

The directors of the Company are responsible for the preparation of consolidated financial statements that give a true and fair view in accordance with Hong Kong Financial Reporting Standards issued by the Hong Kong Institute of Certified Public Accountants and the disclosure requirements of the Hong Kong Companies Ordinance, and for such internal control as the directors determine is necessary to enable the preparation of consolidated financial statements that are free from material misstatement, whether due to fraud or error.

獨立核數師報告

致美亞娛樂資訊集團有限公司股東

(於百慕達註冊成立的有限公司)

本核數師(以下簡稱「我們」)已審計列載於第39至189頁美亞娛樂資訊集團有限公司(以下簡稱「貴公司」)及其附屬公司(統稱「貴集團」)的綜合財務報表，此綜合財務報表包括於二零一二年三月三十一日的綜合和公司資產負債表與截至該日止年度的綜合收益表、綜合全面收益表、綜合權益變動表及綜合現金流量表，以及主要會計政策概要及其他附註解釋資料。

董事就綜合財務報表須承擔的責任

貴公司董事須負責根據香港會計師公會頒佈的香港財務報告準則及香港《公司條例》的披露規定編製綜合財務報表，以令綜合財務報表作出真實而公平的反映，及落實其認為編製綜合財務報表所必要的內部控制，以使綜合財務報表不存在由於欺詐或錯誤而導致的重大錯誤陳述。

PricewaterhouseCoopers, 22/F Prince's Building, Central, Hong Kong
T: +852 2289 8888, F: +852 2810 9888, www.pwchk.com

INDEPENDENT AUDITOR'S REPORT

獨立核數師報告

Auditor's responsibility

Our responsibility is to express an opinion on these consolidated financial statements based on our audit and to report our opinion solely to you, as a body, in accordance with Section 90 of the Companies Act 1981 of Bermuda and for no other purpose. We do not assume responsibility towards or accept liability to any other person for the contents of this report.

We conducted our audit in accordance with Hong Kong Standards on Auditing issued by the Hong Kong Institute of Certified Public Accountants. Those standards require that we comply with ethical requirements and plan and perform the audit to obtain reasonable assurance about whether the consolidated financial statements are free from material misstatement.

An audit involves performing procedures to obtain audit evidence about the amounts and disclosures in the consolidated financial statements. The procedures selected depend on the auditor's judgement, including the assessment of the risks of material misstatement of the consolidated financial statements, whether due to fraud or error. In making those risk assessments, the auditor considers internal control relevant to the entity's preparation of consolidated financial statements that give a true and fair view in order to design audit procedures that are appropriate in the circumstances, but not for the purpose of expressing an opinion on the effectiveness of the entity's internal control. An audit also includes evaluating the appropriateness of accounting policies used and the reasonableness of accounting estimates made by the directors, as well as evaluating the overall presentation of the consolidated financial statements.

We believe that the audit evidence we have obtained is sufficient and appropriate to provide a basis for our audit opinion.

核數師的責任

我們的責任是根據我們的審計對該等綜合財務報表作出意見，並按照百慕達《一九八一年公司法》第90條僅向整體股東報告我們的意見，除此之外本報告別無其他目的。我們不會就本報告的內容向任何其他人士負上或承擔任何責任。

我們已根據香港會計師公會頒佈的香港審計準則進行審計。該等準則要求我們遵守道德規範，並規劃及執行審計，以合理確定綜合財務報表是否不存在任何重大錯誤陳述。

審計涉及執行程序以獲取有關綜合財務報表所載金額及披露資料的審計憑證。所選定的程序取決於核數師的判斷，包括評估由於欺詐或錯誤而導致綜合財務報表存在重大錯誤陳述的風險。在評估該等風險時，核數師考慮與該公司編製綜合財務報表以作出真實而公平的反映相關的內部控制，以設計適當的審計程序，但目的並非對公司內部控制的有效性發表意見。審計亦包括評價董事所採用會計政策的合適性及作出會計估計的合理性，以及評價綜合財務報表的整體列報方式。

我們相信，我們所獲得的審計憑證能充足和適當地為我們的審計意見提供基礎。

INDEPENDENT AUDITOR'S REPORT

獨立核數師報告

Opinion

In our opinion, the consolidated financial statements give a true and fair view of the state of affairs of the Company and of the Group as at 31st March 2012, and of the Group's loss and cash flows for the year then ended in accordance with Hong Kong Financial Reporting Standards and have been properly prepared in accordance with the disclosure requirements of the Hong Kong Companies Ordinance.

PricewaterhouseCoopers

Certified Public Accountants

Hong Kong, 28th June 2012

意見

我們認為，該等綜合財務報表已根據香港財務報告準則真實而公平地反映貴公司及貴集團於二零一二年三月三十一日的事務狀況，及貴集團截至該日止年度的虧損及現金流量，並已按照香港《公司條例》的披露規定妥為編製。

羅兵咸永道會計師事務所

執業會計師

香港，二零一二年六月二十八日

CONSOLIDATED INCOME STATEMENT

綜合收益表

		Year ended 31st March 截至三月三十一日止年度		
		2012 二零一二年 HK\$'000 千港元	2011 二零一一年 HK\$'000 千港元	
	Note 附註			
Revenue	收益	5	358,797	200,169
Cost of sales	銷售成本	7	(248,213)	(119,509)
Gross profit	毛利		110,584	80,660
Other income	其他收入	5	14,898	18,314
Other (losses)/gains — net	其他(虧損)/收益 — 淨額	6	(8,032)	29,202
Selling and marketing expenses	銷售及市場推廣開支	7	(36,291)	(9,569)
Administrative expenses	行政開支	7	(81,777)	(59,252)
Operating (loss)/profit	經營(虧損)/利潤		(618)	59,355
Finance income	財務收入	8	783	638
Finance costs	融資成本	8	(893)	(821)
Finance costs — net	融資成本 — 淨額		(110)	(183)
Share of (loss)/profit of associated companies	應佔聯營公司(虧損)/利潤	18	(316)	276
(Loss)/profit before income tax	除所得稅前(虧損)/利潤		(1,044)	59,448
Income tax expense	所得稅開支	9	(13,683)	(11,004)
(Loss)/profit for the year	年內(虧損)/利潤		(14,727)	48,444
(Loss)/profit attributable to:	應佔(虧損)/利潤:			
Owners of the Company	本公司擁有人		(15,101)	55,000
Non-controlling interests	非控股權益		374	(6,556)
			(14,727)	48,444
			HK cents	HK cents
			港仙	港仙
(Loss)/earnings per share attributable to owners of the Company during the year	本公司擁有人應佔年內每股(虧損)/盈利			
Basic (loss)/earnings per share	每股基本(虧損)/盈利	11	(0.27)	0.99
Diluted (loss)/earnings per share	每股攤薄(虧損)/盈利	11	(0.27)	0.99
Dividends	股息	37	—	—

The notes on pages 48 to 189 are an integral part of these consolidated financial statements.

第48至189頁之附註為本綜合財務報表之整體部分。

CONSOLIDATED STATEMENT OF COMPREHENSIVE INCOME

綜合全面收益表

		Year ended 31st March 截至三月三十一日止年度	
		2012 二零一二年 HK\$'000 千港元	2011 二零一一年 HK\$'000 千港元
	Note 附註		
(Loss)/profit for the year	年內(虧損)/利潤	(14,727)	48,444
Other comprehensive income/(loss):	其他全面收益/(虧損):		
Surplus on revaluation of buildings	樓宇重估盈餘	29,682	4,735
Deferred taxation arising from revaluation surplus of buildings	樓宇重估盈餘產生之遞延稅項	(4,834)	(734)
Fair value losses on available-for-sale financial assets	可供出售財務資產之公允值虧損	(9,543)	(17,333)
Release upon disposal of available-for-sale financial assets	出售可供出售財務資產時撥回	—	(7,055)
Impairment loss on available-for-sale financial assets	可供出售財務資產減值虧損	527	1,261
Release of exchange difference upon disposal of subsidiaries	出售附屬公司時解除匯兌差額	2,535	—
Currency translation differences	外幣換算差額	1,745	397
Other comprehensive income/(loss) for the year, net of tax	年內其他全面收益/(虧損), 扣除稅項	20,112	(18,729)
Total comprehensive income for the year	年內全面收益總額	5,385	29,715
Total comprehensive income/(loss) attributable to:	應佔全面收益/(虧損)總額:		
Owners of the Company	本公司擁有人	4,530	36,365
Non-controlling interests	非控股權益	855	(6,650)
Total comprehensive income for the year	年內全面收益總額	5,385	29,715

The notes on pages 48 to 189 are an integral part of these consolidated financial statements.

第48至189頁之附註為本綜合財務報表之整體部分。

CONSOLIDATED BALANCE SHEET

綜合資產負債表

		As at 31st March 於三月三十一日	
		2012 二零一二年 HK\$'000 千港元	2011 二零一一年 HK\$'000 千港元
	Note 附註		
ASSETS	資產		
Non-current assets	非流動資產		
Leasehold land and land use rights	租賃土地及土地使用權	13 30,449	31,237
Property, plant and equipment	物業、機器及設備	14 160,530	118,256
Intangible assets	無形資產	15 —	—
Investment properties	投資物業	16 183,410	146,725
Interests in associated companies	於聯營公司之權益	18 —	276
Interest in a jointly controlled entity	於共同控制實體之權益	19(a) —	—
Available-for-sale financial assets	可供出售財務資產	23(a) 12,553	22,096
Film rights, films in progress and film royalty deposits	電影版權、攝製中電影及 電影版權按金	17 218,060	121,567
Other receivables	其他應收款項	25 5,694	—
		610,696	440,157
Current assets	流動資產		
Inventories	存貨	24 1,578	5,732
Trade and other receivables	貿易及其他應收款項	25 52,239	29,258
Amounts due from associated companies	應收聯營公司款項	18 18,018	3,479
Financial assets at fair value through profit or loss	按公允值計入損益表之財 務資產	23(b) 49,396	51,095
Pledged bank deposits	已抵押銀行存款	22(b) 23,500	43,500
Cash and cash equivalents	現金及等同現金項目	26 53,464	102,445
		198,195	235,509
Total assets	總資產	808,891	675,666
EQUITY	權益		
Equity attributable to owners of the Company	本公司擁有人應佔權益		
Share capital	股本	27 112,661	112,661
Share premium	股份溢價	27 126,733	126,733
Reserves	儲備	28(a) 355,372	350,842
Shareholders' funds	股東資金	594,766	590,236
Non-controlling interests	非控股權益	6,170	(3,147)
Total equity	總權益	600,936	587,089

The notes on pages 48 to 189 are an integral part of these consolidated financial statements.

第48至189頁之附註為本綜合財務報表之整體部分。

CONSOLIDATED BALANCE SHEET

綜合資產負債表

		As at 31st March 於三月三十一日	
		2012 二零一二年 HK\$'000 千港元	2011 二零一一年 HK\$'000 千港元
	Note 附註		
LIABILITIES			
Non-current liabilities			
Borrowings	30(a)	5,506	6,235
Obligations under finance leases	30(b)	—	252
Deferred income tax liabilities	31	28,001	16,789
		33,507	23,276
Current liabilities			
Trade and other payables	29	53,901	32,765
Receipts in advance		72,623	16,643
Borrowings	30(a)	32,458	5,381
Obligations under finance leases	30(b)	252	755
Current income tax liabilities		15,214	9,757
		174,448	65,301
Total liabilities		207,955	88,577
Total equity and liabilities		808,891	675,666
Net current assets		23,747	170,208
Total assets less current liabilities		634,443	610,365

The notes on pages 48 to 189 are an integral part of these consolidated financial statements.

第48至189頁之附註為本綜合財務報表之整體部分。

The consolidated financial statements on pages 39 to 189 were approved by the Board of Directors on 28th June 2012 and were signed on its behalf.

第39至189頁之綜合財務報表於二零一二年六月二十八日獲董事會批准，並代其簽署。

Director
董事
Li Kuo Hsing
李國興

Director
董事
Tong Hing Chi
唐慶枝

BALANCE SHEET

資產負債表

		As at 31st March 於三月三十一日	
		2012 二零一二年 HK\$'000 千港元	2011 二零一一年 HK\$'000 千港元
	Note 附註		
ASSETS	資產		
Non-current assets	非流動資產		
Interests in subsidiaries	於附屬公司之權益	20	467,869
			470,661
Current assets	流動資產		
Prepayments	預付款項	26	337
Cash and cash equivalents	現金及等同現金項目	26	14
			351
			351
Total assets	總資產		468,220
			471,012
EQUITY	權益		
Equity attributable to owners of the Company	本公司擁有人應佔權益		
Share capital	股本	27	112,661
Share premium	股份溢價	27	126,733
Reserves	儲備	28(b)	228,547
			467,941
Total equity	總權益		467,941
			470,715
LIABILITIES	負債		
Current liabilities	流動負債		
Other payables	其他應付款項	29	279
			297
Total liabilities	總負債		279
			297
Total equity and liabilities	總權益及負債		468,220
			471,012
Net current assets	流動資產淨額		72
			54
Total assets less current liabilities	總資產減流動負債		467,941
			470,715

The notes on pages 48 to 189 are an integral part of these consolidated financial statements.

第48至189頁之附註為本綜合財務報表之整體部分。

The consolidated financial statements on pages 39 to 189 were approved by the Board of Directors on 28th June 2012 and were signed on its behalf.

第39至189頁之綜合財務報表於二零一二年六月二十八日獲董事會批准，並代其簽署。

Director
董事
Li Kuo Hsing
李國興

Director
董事
Tong Hing Chi
唐慶枝

CONSOLIDATED STATEMENT OF CHANGES IN EQUITY

綜合權益變動表

Attributable to owners of the Company
本公司擁有人應佔

		Share capital 股本 HK\$'000 千港元	Share premium 股份溢價 HK\$'000 千港元	Share redemption reserve 股份贖回儲備 HK\$'000 千港元	Contributed surplus 繳入盈餘 HK\$'000 千港元	Exchange difference 匯兌差額 HK\$'000 千港元	Buildings revaluation reserve 樓宇重估儲備 HK\$'000 千港元	Available- for-sale financial assets revaluation reserve 可供出售財務 資產重估儲備 HK\$'000 千港元	Retained earnings 保留盈利 HK\$'000 千港元	Non- controlling interests 非控股權益 HK\$'000 千港元	Total equity 總權益 HK\$'000 千港元
Balance at 1st April 2010	於二零一零年四月一日 之結餘	98,209	-	12	189,009	(2,401)	12,338	42,662	72,857	2,434	415,120
Comprehensive income/(loss)	全面收益/(虧損)										
Profit/(loss) for the year	年內利潤/(虧損)	-	-	-	-	-	-	-	55,000	(6,556)	48,444
Other comprehensive income/ (loss)	其他全面收益/(虧損)										
Surplus on revaluation of buildings (note 14(a))	樓宇重估盈餘 (附註 14(a))	-	-	-	-	-	4,735	-	-	-	4,735
Deferred taxation arising from revaluation surplus of buildings (note 31)	樓宇重估盈餘產生之 遞延稅項 (附註 31)	-	-	-	-	-	(734)	-	-	-	(734)
Fair value losses on available-for- sale financial assets (note 23(a))	可供出售財務資產之 公允值虧損 (附註 23(a))	-	-	-	-	-	-	(17,333)	-	-	(17,333)
Release upon disposal of available- for-sale financial assets (note 23(a))	出售可供出售財務資產 時撥回 (附註 23(a))	-	-	-	-	-	-	(7,055)	-	-	(7,055)
Impairment loss on available-for- sale financial assets (note 23(a))	可供出售財務資產減值 虧損(附註 23(a))	-	-	-	-	-	-	1,261	-	-	1,261
Currency translation differences - Group	外幣換算差額 - 本集團	-	-	-	-	491	-	-	-	(94)	397
Total other comprehensive income/(loss)	其他全面收益/(虧損) 總額	-	-	-	-	491	4,001	(23,127)	-	(94)	(18,729)
Total comprehensive income/ (loss)	全面收益/(虧損)總額	-	-	-	-	491	4,001	(23,127)	55,000	(6,650)	29,715
Transactions with owners	與擁有人之交易										
Capital injection from share placement (note 27(a))	配售股份注資 (附註 27(a))	14,452	126,733	-	-	-	-	-	-	-	141,185
Capital injection from non-controlling interests	非控股權益注資	-	-	-	-	-	-	-	-	1,069	1,069
Total transactions with owners	與擁有人之交易總額	14,452	126,733	-	-	-	-	-	-	1,069	142,254
Balance at 31st March 2011	於二零一一年三 月三十一日之結餘	112,661	126,733	12	189,009	(1,910)	16,339	19,535	127,857	(3,147)	587,089

The notes on pages 48 to 189 are an integral part of these consolidated financial statements.

第 48 至 189 頁之附註為本綜合財務報表之整體部分。

CONSOLIDATED STATEMENT OF CHANGES IN EQUITY

綜合權益變動表

Attributable to owners of the Company
本公司擁有人應佔

		Share capital 股本 HK\$'000 千港元	Share premium 股份溢價 HK\$'000 千港元	Share redemption reserve 股份贖回儲備 HK\$'000 千港元	Contributed surplus 繳入盈餘 HK\$'000 千港元	Exchange difference 匯兌差額 HK\$'000 千港元	Buildings revaluation reserve 樓宇重估儲備 HK\$'000 千港元	Available-for-sale financial assets revaluation reserve 可供出售財務資產重估儲備 HK\$'000 千港元	Retained earnings 保留盈利 HK\$'000 千港元	Non-controlling interests 非控股權益 HK\$'000 千港元	Total equity 總權益 HK\$'000 千港元
Balance at 1st April 2011, as per above	於二零一一年四月一日之結餘，如上文所述	112,661	126,733	12	189,009	(1,910)	16,339	19,535	127,857	(3,147)	587,089
Comprehensive income/(loss)	全面收益/(虧損)										
(Loss)/profit for the year	年內(虧損)/利潤	-	-	-	-	-	-	-	(15,101)	374	(14,727)
Other comprehensive income/(loss)	其他全面收益/(虧損)										
Surplus on revaluation of buildings (note 14(a))	樓宇重估盈餘(附註14(a))	-	-	-	-	-	29,682	-	-	-	29,682
Deferred taxation arising from revaluation surplus of buildings (note 31)	樓宇重估盈餘產生之遞延稅項(附註31)	-	-	-	-	-	(4,834)	-	-	-	(4,834)
Fair value losses on available-for-sale financial assets (note 23(a))	可供出售財務資產之公允價值虧損(附註23(a))	-	-	-	-	-	-	(9,543)	-	-	(9,543)
Impairment loss on available-for-sale financial assets (note 23(a))	可供出售財務資產減值虧損(附註23(a))	-	-	-	-	-	-	527	-	-	527
Release of exchange difference upon disposal of subsidiaries	出售附屬公司時解除匯兌差額	-	-	-	-	2,336	-	-	-	199	2,535
Currency translation differences	外幣換算差額										
- Group	- 本集團	-	-	-	-	1,424	-	-	-	282	1,706
- Associated companies (note 18)	- 聯營公司(附註18)	-	-	-	-	39	-	-	-	-	39
Total other comprehensive income/(loss)	其他全面收益/(虧損)總額	-	-	-	-	3,799	24,848	(9,016)	-	481	20,112
Total comprehensive income/(loss)	全面收益/(虧損)總額	-	-	-	-	3,799	24,848	(9,016)	(15,101)	855	5,385
Transactions with owners	與擁有人之交易										
Capital injection from non-controlling interests arising from incorporation of a new subsidiary	成立新附屬公司產生之非控股權益注資	-	-	-	-	-	-	-	-	4	4
Dividends paid to non-controlling interests	向非控股權益派付之股息	-	-	-	-	-	-	-	-	(675)	(675)
Disposal of subsidiaries	出售附屬公司	-	-	-	-	-	-	-	-	9,133	9,133
Total transactions with owners	與擁有人之交易總額	-	-	-	-	-	-	-	-	8,462	8,462
Balance at 31st March 2012	於二零一二年三月三十一日之結餘	112,661	126,733	12	189,009	1,889	41,187	10,519	112,756	6,170	600,936

The notes on pages 48 to 189 are an integral part of these consolidated financial statements.

第48至189頁之附註為本綜合財務報表之整體部分。

CONSOLIDATED CASH FLOW STATEMENT

綜合現金流量表

		Year ended 31st March 截至三月三十一日止年度	
		2012 二零一二年 HK\$'000 千港元	2011 二零一一年 HK\$'000 千港元
	Note 附註		
Cash flows from operating activities	經營業務之現金流量		
Cash generated from operations	32(a)	116,537	71,929
Income tax paid		(1,954)	(1,764)
Net cash generated from operating activities		114,583	70,165
Cash flows from investing activities	投資活動之現金流量		
Purchase of property, plant and equipment		(23,620)	(4,886)
Purchase of investment properties	16	(649)	(170)
Purchase of film rights, films in progress and film royalty deposits	17	(184,126)	(103,534)
Purchase of available-for-sale financial assets	23(a)	—	(1,943)
Proceeds from disposal of available-for-sale financial assets	23(a)	—	7,600
Proceeds from disposal of property, plant and equipment	32(a)	130	—
Interest received	8	783	638
Disposal of subsidiaries, net of cash disposed	32(d)	(135)	—
Net cash used in investing activities		(207,617)	(102,295)
Cash flows from financing activities	融資活動之現金流量		
Net proceeds from issuance of ordinary shares in relation to share placement	27(a)	—	141,185
Proceeds from bank loans	32(b)	13,000	—
Repayment of bank loans	32(b)	(899)	(25,808)
Interest paid on loans and overdrafts	8	(851)	(652)
Repayment of capital element of finance leases	32(b)	(755)	(3,526)
Interest element of finance leases	8	(42)	(169)
Decrease in pledged bank deposits	22(b)	20,000	17
Capital injection from non-controlling interests		4	1,069
Dividends paid to non-controlling interests		(675)	—
Net cash generated from financing activities		29,782	112,116

The notes on pages 48 to 189 are an integral part of these consolidated financial statements.

第48至189頁之附註為本綜合財務報表之整體部分。

CONSOLIDATED CASH FLOW STATEMENT

綜合現金流量表

		Year ended 31st March 截至三月三十一日止年度	
		2012 二零一二年 HK\$'000 千港元	2011 二零一一年 HK\$'000 千港元
	Note 附註		
Net (decrease)/increase in cash and cash equivalents	現金及等同現金項目 (減少)/增加淨額	(63,252)	79,986
Cash and cash equivalents at beginning of year	年初之現金及等同現金項目	97,922	17,533
Exchange differences	匯兌差額	288	403
Cash and cash equivalents at end of year	年終之現金及等同現金項目	34,958	97,922
Analysis of balances of cash and cash equivalents	現金及等同現金項目之 結存分析		
Cash at bank, on hand and short-term bank deposits	銀行及庫存現金以及短期 銀行存款	26 53,464	102,445
Bank overdrafts	銀行透支	30 (18,506)	(4,523)
		34,958	97,922

The notes on pages 48 to 189 are an integral part of these consolidated financial statements.

第48至189頁之附註為本綜合財務報表之整體部分。

NOTES TO THE CONSOLIDATED FINANCIAL STATEMENTS

綜合財務報表附註

1 General information

Mei Ah Entertainment Group Limited (the “Company”) and its subsidiaries (together, the “Group”) are principally engaged in television operations, film exhibition, film rights licensing and sub-licensing, sales and distribution of films and programs in audio visual product format, artiste management and theatre operations.

The Company is a limited liability company incorporated in Bermuda. The address of its registered office is Clarendon House, 2 Church Street, Hamilton HM 11, Bermuda.

The Company is listed on The Stock Exchange of Hong Kong Limited.

These consolidated financial statements are presented in Hong Kong dollars (“HK\$”), unless otherwise stated. These consolidated financial statements have been approved for issue by the Board of Directors on 28th June 2012.

2 Summary of significant accounting policies

The principal accounting policies applied in the preparation of these consolidated financial statements are set out below. These policies have been consistently applied to all the years presented, unless otherwise stated.

1 一般資料

美亞娛樂資訊集團有限公司(「本公司」)及其附屬公司(統稱「本集團」)主要從事電視業務、電影放映、電影版權授出及轉授、以影音產品形式銷售及發行之電影及節目、藝人管理及電影院業務。

本公司乃於百慕達註冊成立之有限公司。其註冊辦事處之地址為 Clarendon House, 2 Church Street, Hamilton HM 11, Bermuda。

本公司於香港聯合交易所有限公司上市。

除另有說明外，本綜合財務報表以港元(「港元」)呈列。本綜合財務報表已經由董事會於二零一二年六月二十八日批准刊發。

2 重要會計政策概要

編撰本綜合財務報表採用之主要會計政策載於下文。除另有說明外，此等政策在所呈列之所有年度內貫徹應用。

NOTES TO THE CONSOLIDATED FINANCIAL STATEMENTS

綜合財務報表附註

2 Summary of significant accounting policies *(Continued)*

2.1 Basis of preparation

The consolidated financial statements of the Group have been prepared in accordance with Hong Kong Financial Reporting Standards (“HKFRS”) issued by the Hong Kong Institute of Certified Public Accountants (“HKICPA”). The consolidated financial statements have been prepared under the historical cost convention, as modified by the revaluation of buildings, investment properties, available-for-sale financial assets and financial assets at fair value through profit or loss, which are carried at fair value.

The preparation of financial statements in conformity with HKFRS requires the use of certain critical accounting estimates. It also requires management to exercise its judgement in the process of applying the Group’s accounting policies. The areas involving a higher degree of judgement or complexity, or areas where assumptions and estimates are significant to the consolidated financial statements are disclosed in note 4.

2 重要會計政策概要 *(續)*

2.1 編撰基準

本集團綜合財務報表是根據香港會計師公會(「香港會計師公會」)頒佈之香港財務報告準則(「香港財務報告準則」)編撰。綜合財務報表按照歷史成本法編撰，並就以公允值列值之樓宇、投資物業、可供出售財務資產及按公允值計入損益表之財務資產之重估而作出修訂。

編撰符合香港財務報告準則之財務報表需要使用若干關鍵會計估計。這亦需要管理層在應用本集團會計政策過程中行使其判斷。涉及高度之判斷或高度複雜性之範疇，或涉及對本綜合財務報表屬重大假設和估計之範疇，在附註4中披露。

NOTES TO THE CONSOLIDATED FINANCIAL STATEMENTS

綜合財務報表附註

2 Summary of significant accounting policies (Continued)

2.1 Basis of preparation (Continued)

(a) New standards, amendments to standards and interpretations adopted by the Group

The following new standards, amendments to standards and interpretations are mandatory for the first time for the financial year beginning 1st April 2011 but do not have a material impact on the Group:

HKAS 24 (Revised)	Related Party Disclosures
HKFRS 1 (Revised) (Amendment)	Limited Exemption from Comparative HKFRS 7 Disclosures for First-time Adopters
HK(IFRIC) – Int 14 (Amendment)	Prepayments of a Minimum Funding Requirement
HK(IFRIC) – Int 19	Extinguishing Financial Liabilities with Equity Instruments
HKFRSs	Improvements to HKFRSs 2010

2 重要會計政策概要(續)

2.1 編撰基準(續)

(a) 本集團採納之新準則、準則之修訂本及詮釋

下列新準則、準則之修訂本及詮釋必須於二零一一年四月一日開始之財政年度首次採納，惟並無對本集團構成重大影響：

香港會計準則 第24號(經修訂)	有關連人士披露
香港財務報告準則 第1號(經修訂) (修訂本)	首次採納者毋須 按照香港財務 報告準則第7 號披露比較資 料之有限豁免
香港(國際財務報告 詮釋委員會) — 詮釋第14號 (修訂本)	最低資金要求之 預付款項
香港(國際財務報告 詮釋委員會) — 詮釋第19號	以股本工具抵銷 財務負債
香港財務報告準則	二零一零年香港 財務報告準則 之改進

NOTES TO THE CONSOLIDATED FINANCIAL STATEMENTS

綜合財務報表附註

2 Summary of significant accounting policies (Continued)

2.1 Basis of preparation (Continued)

(b) New standards, amendments to standards and interpretations that are not effective and have not been early adopted by the Group

The following new standards, amendments to standards and interpretations have been issued but are not effective for the financial year beginning 1st April 2011 and have not been early adopted by the Group:

HKAS 1 (Revised) (Amendment)	Presentation of Items of Other Comprehensive Income
HKAS 12 (Amendment)	Deferred Tax: Recovery of Underlying Assets
HKAS 19 (2011)	Employee Benefits
HKAS 27 (2011)	Separate Financial Statements
HKAS 28 (2011)	Investments in Associates and Joint Ventures
HKAS 32 (Amendment)	Offsetting Financial Assets and Financial Liabilities
HKFRS 1 (Revised) (Amendment)	Severe Hyperinflation and Removal of Fixed Dates for First-time Adopters
HKFRS 1 (Revised) (Amendment)	Government Loans
HKFRS 7 (Amendment)	Disclosures – Transfers of Financial Assets
HKFRS 7 (Amendment)	Disclosures – Offsetting Financial Assets and Financial Liabilities
HKFRS 9	Financial Instruments
HKFRS 10	Consolidated Financial Statements
HKFRS 11	Joint Arrangements

2 重要會計政策概要(續)

2.1 編撰基準(續)

(b) 尚未生效且尚未獲本集團提早採納之新準則、準則之修訂本及詮釋

以下尚未生效且尚未獲本集團提早採納之新準則、準則之修訂本及詮釋已予頒佈，惟尚未於二零一一年四月一日開始之財政年度生效且未獲本集團提早採納：

香港會計準則第1號 (經修訂)(修訂本)	呈列其他全面收益項目
香港會計準則第12號 (修訂本)	遞延稅項：收回相關資產
香港會計準則第19號 (二零一一年)	僱員福利
香港會計準則第27號 (二零一一年)	獨立財務報表
香港會計準則第28號 (二零一一年)	投資於聯營公司及共同控制實體
香港會計準則第32號 (修訂本)	抵銷財務資產及財務負債
香港財務報告準則第1號(經修訂)(修訂本)	嚴重高通脹及剔除首次採納者之固定日期
香港財務報告準則第1號(經修訂)(修訂本)	政府補助
香港財務報告準則第7號(修訂本)	披露 – 轉讓財務資產
香港財務報告準則第7號(修訂本)	披露 – 抵銷財務資產及財務負債
香港財務報告準則第9號	財務工具
香港財務報告準則第10號	綜合財務報表
香港財務報告準則第11號	合營安排

NOTES TO THE CONSOLIDATED FINANCIAL STATEMENTS

綜合財務報表附註

2 Summary of significant accounting policies (Continued)

2.1 Basis of preparation (Continued)

(b) New standards, amendments to standards and interpretations that are not effective and have not been early adopted by the Group (Continued)

HKFRS 12	Disclosure of Interests in Other Entities
HKFRS 13	Fair Value Measurement
HK(IFRIC) – Int 20	Stripping Costs in the Production Phase of a Surface Mine
HKFRSs	Annual Improvements 2009-2011 Cycle

The Group is in the process of assessing the impact of these new HKFRSs but is not yet in a position to state whether these new HKFRSs would have a material impact on the consolidated financial statements of the Group.

2.2 Consolidation

2.2.1 Subsidiaries

Subsidiaries are all entities (including special purpose entities) over which the Group has the power to govern the financial and operating policies generally accompanying a shareholding of more than one half of the voting rights. The existence and effect of potential voting rights that are currently exercisable or convertible are considered when assessing whether the Group controls another entity.

Subsidiaries are fully consolidated from the date on which control is transferred to the Group. They are de-consolidated from the date that control ceases.

2 重要會計政策概要(續)

2.1 編撰基準(續)

(b) 尚未生效且尚未獲本集團提早採納之新準則、準則之修訂本及詮釋(續)

香港財務報告準則第12號	披露於其他實體之權益
香港財務報告準則第13號	公允值計量
香港(國際財務報告詮釋委員會) – 詮釋第20號	地表採礦生產階段剝採成本
香港財務報告準則	二零零九至二零一一年週期之年度改進

本集團正在評估此等新香港財務報告準則之影響，惟未能確定此等新香港財務報告準則會否對本集團之綜合財務報表構成重大影響。

2.2 綜合賬目

2.2.1 附屬公司

附屬公司指本集團有權監管其財務及營運政策之所有實體(包括特殊目的實體)，一般附帶超過半數投票權之股權。在評定本集團是否控制另一實體時，目前可行使或可兌換之潛在投票權之存在及影響均予考慮。

附屬公司在控制權轉移至本集團之日全面綜合入賬。附屬公司在該控制權終止之日起停止綜合入賬。

NOTES TO THE CONSOLIDATED FINANCIAL STATEMENTS

綜合財務報表附註

2 Summary of significant accounting policies (Continued)

2.2 Consolidation (Continued)

2.2.1 Subsidiaries (Continued)

Inter-company transactions, balances, income and expenses on transactions between group companies are eliminated. Profits and losses resulting from inter-company transactions that are recognised in assets are also eliminated. Accounting policies of subsidiaries have been changed where necessary to ensure consistency with the policies adopted by the Group.

(a) Business combinations

The Group applies the acquisition method to account for business combinations. The consideration transferred for the acquisition of a subsidiary is the fair values of the assets transferred, the liabilities incurred to the former owners of the acquiree and the equity interests issued by the Group. The consideration transferred includes the fair value of any asset or liability resulting from a contingent consideration arrangement. Identifiable assets acquired and liabilities and contingent liabilities assumed in a business combination are measured initially at their fair values at the acquisition date. The Group recognises any non-controlling interest in the acquiree on an acquisition-by-acquisition basis, either at fair value or at the non-controlling interest's proportionate share of the recognised amounts of acquiree's identifiable net assets.

2 重要會計政策概要(續)

2.2 綜合賬目(續)

2.2.1 附屬公司(續)

集團內公司間之交易、交易之結餘、收益及開支予以對銷。確認為資產之公司間交易產生之損益亦予以對銷。附屬公司之會計政策已按需要作出更改，以確保與本集團採納之政策貫徹一致。

(a) 業務合併

本集團應用收購會計法將業務合併入賬。收購附屬公司之轉讓代價為被收購方之前擁有人所轉讓之資產、所產生之負債及本集團所發行股本權益之公允值。所轉讓代價包括或然代價安排所產生之任何資產或負債之公允值。業務合併時所收購之可識別資產以及所承擔之可識別負債及或然負債首先按收購日期之公允值計量。本集團按逐項收購基準，以公允值或非控股權益應佔被收購方可識別資產淨額之已確認金額之比例確認任何於被收購方之非控股權益。

NOTES TO THE CONSOLIDATED FINANCIAL STATEMENTS

綜合財務報表附註

2 Summary of significant accounting policies (Continued)

2.2 Consolidation (Continued)

2.2.1 Subsidiaries (Continued)

(a) *Business combinations (Continued)*

Acquisition-related costs are expensed as incurred.

Goodwill is initially measured as the excess of the aggregate of the consideration transferred and the fair value of non-controlling interest over the net identifiable assets acquired and liabilities assumed. If this consideration is lower than the fair value of the net assets of the subsidiary acquired, the difference is recognised in profit or loss.

(b) *Changes in ownership interests in subsidiaries without change of control*

Transactions with non-controlling interests that do not result in loss of control are accounted for as equity transactions – that is, as transactions with the owners in their capacity as owners. The difference between fair value of any consideration paid and the relevant share acquired of the carrying value of net assets of the subsidiary is recorded in equity. Gains or losses on disposals to non-controlling interests are also recorded in equity.

2 重要會計政策概要(續)

2.2 綜合賬目(續)

2.2.1 附屬公司(續)

(a) *業務合併(續)*

收購相關成本乃於產生時支銷。

商譽初步按所轉讓代價與非控股權益之公允值之總和超過所收購可識別資產淨額及所承擔負債之差額計量。倘該代價低於所收購附屬公司之資產淨額之公允值，則該差額於損益確認。

(b) *附屬公司之所有權權益變動(控制權不變)*

與非控股權益進行之交易，倘並無導致失去控制權，則作為權益交易——即作為與擁有人(以其擁有人身份)進行之交易入賬。任何已付代價之公允值與相關應佔所收購附屬公司資產淨額賬面值之差額於權益記賬。向非控股權益出售所產生之盈虧亦於權益記賬。

NOTES TO THE CONSOLIDATED FINANCIAL STATEMENTS

綜合財務報表附註

2 Summary of significant accounting policies (Continued)

2.2 Consolidation (Continued)

2.2.1 Subsidiaries (Continued)

(c) Disposal of subsidiaries

When the Group ceases to have control, any retained interest in the entity is re-measured to its fair value at the date when control is lost, with the change in carrying amount recognised in profit or loss. The fair value is the initial carrying amount for the purposes of subsequently accounting for the retained interest as an associated company, joint venture or financial asset. In addition, any amounts previously recognised in other comprehensive income in respect of that entity are accounted for as if the Group had directly disposed of the related assets or liabilities. This may mean that amounts previously recognised in other comprehensive income are reclassified to profit or loss.

2 重要會計政策概要(續)

2.2 綜合賬目(續)

2.2.1 附屬公司(續)

(c) 出售附屬公司

當本集團不再擁有控制權時，於該實體之任何保留權益按其於失去控制權當日之公允值重新計量，而賬面值之變動則在損益確認。就其後入賬列作聯營公司、合營公司或財務資產之保留權益而言，公允值指初始賬面值。此外，先前於其他全面收益內確認與該實體有關之任何金額按猶如本集團已直接出售有關資產或負債之方式入賬。此可能意味著先前在其他全面收益內確認之金額重新分類至損益。

NOTES TO THE CONSOLIDATED FINANCIAL STATEMENTS

綜合財務報表附註

2 Summary of significant accounting policies (Continued)

2.2 Consolidation (Continued)

2.2.2 Associated companies

Associated companies are all entities over which the Group has significant influence but not control, generally accompanying a shareholding of between 20% and 50% of the voting rights. Investments in associated companies are accounted for using the equity method of accounting. Under the equity method, the investment is initially recognised at cost, and the carrying amount is increased or decreased to recognise the investor's share of the profit or loss of the investee after the date of acquisition. The Group's investment in associated companies includes goodwill identified on acquisition.

If the ownership interest in an associated company is reduced but significant influence is retained, only a proportionate share of the amounts previously recognised in other comprehensive income is reclassified to profit or loss where appropriate.

2 重要會計政策概要(續)

2.2 綜合賬目(續)

2.2.2 聯營公司

聯營公司指所有本集團對其有重大影響力而無控制權之實體，一般附帶有20%至50%投票權之股權。於聯營公司之投資以權益會計法入賬。根據權益法，投資初步以成本確認，而賬面值會增加或減少以確認投資者於收購日期後應佔被投資方之損益。本集團於聯營公司之投資包括收購時已識別之商譽。

倘於聯營公司之所有權權益減少，而重大影響力得以保留，則先前於其他全面收益內確認之金額只有某比例部份重新分類至損益(如適用)。

NOTES TO THE CONSOLIDATED FINANCIAL STATEMENTS

綜合財務報表附註

2 Summary of significant accounting policies (Continued)

2.2 Consolidation (Continued)

2.2.2 Associated companies (Continued)

The Group's share of post-acquisition profit or loss is recognised in the consolidated income statement, and its share of post-acquisition movements in other comprehensive income is recognised in other comprehensive income with a corresponding adjustment to the carrying amount of the investment. When the Group's share of losses in an associated company equals or exceeds its interest in the associated company, including any other unsecured receivables, the Group does not recognise further losses, unless it has incurred legal or constructive obligations or made payments on behalf of the associated company.

The Group determines at each reporting date whether there is any objective evidence that the investment in the associated company is impaired. If this is the case, the Group calculates the amount of impairment as the difference between the recoverable amount of the associated company and its carrying value and recognises the amount in the consolidated income statement.

2 重要會計政策概要(續)

2.2 綜合賬目(續)

2.2.2 聯營公司(續)

本集團應佔收購後之損益於綜合收益表內確認，而應佔其他全面收益之收購後變動則於其他全面收益內確認，並對投資賬面值作出相應調整。倘本集團應佔聯營公司之虧損等於或超過其在該聯營公司之權益，包括任何其他無抵押應收款項，則本集團不會確認進一步虧損，除非本集團已代聯營公司承擔法律或推定責任或作出付款。

本集團於各報告日期釐定是否有任何客觀證據證明於聯營公司之投資經已減值。倘出現此情況，本集團會計算減值金額，即聯營公司之可收回金額與其賬面值之差額，並於綜合收益表內確認該金額。

NOTES TO THE CONSOLIDATED FINANCIAL STATEMENTS

綜合財務報表附註

2 Summary of significant accounting policies (Continued)

2.2 Consolidation (Continued)

2.2.2 Associated companies (Continued)

Profits and losses resulting from upstream and downstream transactions between the Group and its associated company are recognised in the Group's financial statements only to the extent of unrelated investor's interests in the associated companies. Unrealised losses are eliminated unless the transaction provides evidence of an impairment of the asset transferred. Accounting policies of associated companies have been changed where necessary to ensure consistency with the policies adopted by the Group.

Dilution gains and losses arising in investments in associated companies are recognised in the consolidated income statement.

2.2.3 Joint ventures

(a) Jointly controlled entities

Jointly controlled entities are joint ventures in respect of which contracted arrangements are established between the participating venturers and whereby the Group together with the venturers undertake an economic activity which is subject to joint control and none of the venturers has unilateral control over the economic activity.

2 重要會計政策概要(續)

2.2 綜合賬目(續)

2.2.2 聯營公司(續)

本集團與其聯營公司間之上游及下游交易所產生之損益在本集團之財務報表內確認，但僅以無關連投資者於聯營公司之權益為限。除非交易提供所轉讓資產減值之證據，否則未變現虧損予以對銷。聯營公司之會計政策已按需要作出改變，以確保與本集團採納之政策貫徹一致。

於聯營公司之投資產生之攤銷盈虧於綜合收益表確認。

2.2.3 合營公司

(a) 共同控制實體

共同控制實體乃參與合資方訂立合約安排所涉及之合營公司，據此，本集團連同合資方進行受共同控制之經濟活動及合資方概不得單方面控制該經濟活動。

NOTES TO THE CONSOLIDATED FINANCIAL STATEMENTS

綜合財務報表附註

2 Summary of significant accounting policies (Continued)

2.2 Consolidation (Continued)

2.2.3 Joint ventures (Continued)

(a) Jointly controlled entities (Continued)

The Group's interest in a jointly controlled entity is accounted for using the equity method of accounting. Under the equity method, the investment is initially recognised at cost, and the carrying amount is increased or decreased to recognise the venturer's share of the profit or loss of the jointly controlled entity after the date of acquisition. The Group's investment in a jointly controlled entity includes goodwill identified on acquisition.

The Group's share of post-acquisition profit or loss is recognised in the consolidated income statement, and its share of post-acquisition movements in other comprehensive income is recognised in other comprehensive income with a corresponding adjustment to the carrying amount of the investment. When the Group's share of losses in a jointly controlled entity equals or exceeds its interest in the jointly controlled entity, including any other unsecured receivables, the Group does not recognise further losses, unless it has incurred legal or constructive obligations or made payments on behalf of the jointly controlled entity.

2 重要會計政策概要(續)

2.2 綜合賬目(續)

2.2.3 合營公司(續)

(a) 共同控制實體(續)

本集團於共同控制實體之權益以權益會計法入賬。根據權益法，投資初步以成本確認，而賬面值會增加或減少以確認合資方於收購日期後應佔共同控制實體之損益。本集團於共同控制實體之投資包括於收購時識別之商譽。

本集團應佔收購後之損益於綜合收益表內確認，而應佔其他全面收益之收購後變動則於其他全面收益內確認，並對投資賬面值作出相應調整。倘本集團應佔共同控制實體之虧損等於或超過其在該共同控制實體之權益，包括任何其他無抵押應收款項，則本集團不會確認進一步虧損，除非本集團已代共同控制實體承擔法律或推定責任或作出付款。

NOTES TO THE CONSOLIDATED FINANCIAL STATEMENTS

綜合財務報表附註

2 Summary of significant accounting policies (Continued)

2.2 Consolidation (Continued)

2.2.3 Joint ventures (Continued)

(a) Jointly controlled entities (Continued)

The Group determines at each reporting date whether there is any objective evidence that the investment in the jointly controlled entity is impaired. If this is the case, the Group calculates the amount of impairment as the difference between the recoverable amount of the jointly controlled entity and its carrying value and recognises the amount in the consolidated income statement.

Profits and losses resulting from upstream and downstream transactions between the Group and its jointly controlled entity are recognised in the Group's financial statements only to the extent of unrelated venturer's interests in the jointly controlled entity. Unrealised losses are eliminated unless the transaction provides evidence of an impairment of the asset transferred. Accounting policies of the jointly controlled entity have been changed where necessary to ensure consistency with the policies adopted by the Group.

2 重要會計政策概要(續)

2.2 綜合賬目(續)

2.2.3 合營公司(續)

(a) 共同控制實體(續)

本集團於各報告日期釐定是否有任何客觀證據證明於共同控制實體之投資經已減值。倘出現此情況，本集團會計算減值金額，即共同控制實體之可收回金額與其賬面值之差額，並於綜合收益表內確認該金額。

本集團與其共同控制實體間之上游及下游交易所產生之損益在本集團之財務報表內確認，但僅以無關連合資方於共同控制實體之權益為限。除非交易提供所轉讓資產減值之證據，否則未變現虧損予以對銷。共同控制實體之會計政策已按需要作出改變，以確保與本集團採納之政策貫徹一致。

NOTES TO THE CONSOLIDATED FINANCIAL STATEMENTS

綜合財務報表附註

2 Summary of significant accounting policies (Continued)

2.2 Consolidation (Continued)

2.2.3 Joint ventures (Continued)

(b) Jointly controlled operations

Joint venture arrangements which involve the use of assets and other resources of the Group and other parties, without the establishment of a separate entity, are referred to as jointly controlled operations. Under these arrangements, assets remain under the ownership and control of each party. Revenues and expenses derived or incurred in common are shared by the parties according to the contractual arrangement.

Assets that the Group controls and the liabilities that the Group incurs in relation to the jointly controlled operation are recognised in the consolidated balance sheet on an accrual basis and classified according to the nature of the items. The expenses that the Group incurs and its share of income that it earns from the jointly controlled operation are included in the consolidated income statement.

2.2.4 Separate financial statements

Investments in subsidiaries, associated companies and a jointly controlled entity are accounted for at cost less impairment. Cost also includes direct attributable costs of investment. The results of subsidiaries, associated companies and a jointly controlled entity are accounted for by the Company on the basis of dividend and receivable.

2 重要會計政策概要(續)

2.2 綜合賬目(續)

2.2.3 合營公司(續)

(b) 共同控制業務

共同控制業務指涉及使用本集團及其他各方資產及其他資源而並無涉及成立獨立實體之合資安排。根據該等安排，資產繼續受各方擁有及控制。共同衍生或產生之收益及開支由各方根據合約安排攤分。

本集團因共同控制業務所控制之資產及產生之負債，按應計基準確認於綜合資產負債表，並根據該項目之性質歸類。本集團產生之開支及其分佔共同控制業務所賺取之收入計入綜合收益表。

2.2.4 個別財務報表

於附屬公司、聯營公司及共同控制實體之投資按成本扣除減值入賬。成本亦包括直接應佔之投資成本。附屬公司、聯營公司及共同控制實體之業績由本公司按已收及應收股息之基準入賬。

NOTES TO THE CONSOLIDATED FINANCIAL STATEMENTS

綜合財務報表附註

2 Summary of significant accounting policies (Continued)

2.2 Consolidation (Continued)

2.2.4 Separate financial statements (Continued)

Impairment testing of the investments in subsidiaries, associated companies and a jointly controlled entity is required upon receiving dividends from these investments if the dividend exceeds the total comprehensive income of the subsidiary, associated company or jointly controlled entity in the period the dividend is declared or if the carrying amount of the investment in the separate financial statements exceeds the carrying amount in the consolidated financial statements of the investee's net assets including goodwill.

2.3 Segment reporting

Operating segments are reported in a manner consistent with the internal reporting provided to the chief operating decision-maker. The chief operating decision-maker, who is responsible for allocating resources and assessing performance of the operating segments, has been identified as the Executive Directors of the Group that makes strategic decisions.

2 重要會計政策概要(續)

2.2 綜合賬目(續)

2.2.4 個別財務報表(續)

倘自附屬公司、聯營公司或共同控制實體收取之股息超過附屬公司、聯營公司或共同控制實體於宣派股息期間之全面收益總額，或倘該等投資於個別財務報表中之賬面值超過被投資公司之資產淨額(包括商譽)於綜合財務報表之賬面值，則於從該等投資收取股息時對該等投資進行減值測試。

2.3 分部報告

經營分部之呈報方式與向主要營運決策者提供之內部報告貫徹一致。主要營運決策者負責分配資源及評估經營分部之業績，已被確定為作出策略決定之本集團執行董事。

NOTES TO THE CONSOLIDATED FINANCIAL STATEMENTS

綜合財務報表附註

2 Summary of significant accounting policies *(Continued)*

2.4 Foreign currency translation

(a) **Functional and presentation currency**

Items included in the financial statements of each of the Group's entities are measured using the currency of the primary economic environment in which the entity operates (the "functional currency"). The consolidated financial statements are presented in HK\$, which is the Company's functional and the Group's presentation currency.

(b) **Transactions and balances**

Foreign currency transactions are translated into the functional currency using the exchange rates prevailing at the dates of the transactions or valuation where items are re-measured. Foreign exchange gains and losses resulting from the settlement of such transactions and from the translation at year-end exchange rates of monetary assets and liabilities denominated in foreign currencies are recognised in the consolidated income statement.

Translation differences on non-monetary financial assets and liabilities such as equities held at fair value through profit or loss are recognised in profit or loss as part of the fair value gain or loss. Translation differences on non-monetary financial assets such as equities classified as available-for-sale are included in other comprehensive income.

2 重要會計政策概要(續)

2.4 外幣換算

(a) **功能及呈列貨幣**

本集團每個實體之財務報表所列項目均以該實體營運所在主要經濟環境之貨幣(「功能貨幣」)計量。本綜合財務報表以港元呈列，港元為本公司之功能貨幣及本集團之呈列貨幣。

(b) **交易及結餘**

外幣交易採用交易日(或倘重新計量項目，則估值日)之適用匯率換算為功能貨幣。結算此等交易產生之匯兌盈虧以及將以外幣為單位之貨幣資產及負債以年終匯率換算產生之匯兌盈虧於綜合收益表確認。

非貨幣財務資產及負債(如按公允值計入損益表之股本工具)之換算差額於損益表確認為公允值盈虧之一部分。非貨幣財務資產(如分類為可供出售之股本工具)之換算差額計入其他全面收益之可供出售儲備內。

NOTES TO THE CONSOLIDATED FINANCIAL STATEMENTS

綜合財務報表附註

2 Summary of significant accounting policies (Continued)

2.4 Foreign currency translation (Continued)

(c) Group companies

The results and financial position of all the group entities (none of which has the currency of a hyperinflationary economy) that have a functional currency different from the presentation currency are translated into the presentation currency as follows:

- (i) assets and liabilities for each balance sheet presented are translated at the closing rate at the date of that balance sheet;
- (ii) income and expenses for each income statement are translated at average exchange rates (unless this average is not a reasonable approximation of the cumulative effect of the rates prevailing on the transaction dates, in which case income and expenses are translated at the rate on the dates of the transactions); and
- (iii) all resulting exchange differences are recognised in other comprehensive income.

Goodwill and fair value adjustments arising on the acquisition of a foreign entity are treated as assets and liabilities of the foreign entity and translated at the closing rate. Exchange differences arising are recognised in equity.

2 重要會計政策概要(續)

2.4 外幣換算(續)

(c) 集團公司

功能貨幣與呈列貨幣不同之所有集團實體(當中沒有嚴重通脹經濟之貨幣)之業績及財務狀況按以下方式換算為呈列貨幣：

- (i) 每份呈列之資產負債表內之資產及負債按該資產負債表日期之收市匯率換算；
- (ii) 每份收益表內之收支按平均匯率換算(除非此平均匯率並非交易日適用匯率之累計影響之合理約數；在此情況下，收支項目按交易日之匯率換算)；及
- (iii) 所有由此產生之匯兌差額於其他全面收益確認。

收購海外實體產生之商譽及公允值調整視為該海外實體之資產及負債，並按收市匯率換算。所產生之匯兌差額於權益中確認。

NOTES TO THE CONSOLIDATED FINANCIAL STATEMENTS

綜合財務報表附註

2 Summary of significant accounting policies (Continued)

2.4 Foreign currency translation (Continued)

(d) Disposal of foreign operation and partial disposal

On the disposal of a foreign operation (that is, a disposal of the Group's entire interest in a foreign operation, or a disposal involving loss of control over a subsidiary that includes a foreign operation, a disposal involving loss of joint control over a jointly controlled entity that includes a foreign operation, or a disposal involving loss of significant influence over an associated company that includes a foreign operation), all of the exchange differences accumulated in equity in respect of that operation attributable to the owners of the company are reclassified to profit or loss.

In the case of a partial disposal that does not result in the Group losing control over a subsidiary that includes a foreign operation, the proportionate share of accumulated exchange differences are re-attributed to non-controlling interests and are not recognised in profit or loss. For all other partial disposals (that is, reductions in the Group's ownership interest in associated companies or jointly controlled entities that do not result in the Group losing significant influence or joint control), the proportionate share of the accumulated exchange difference is reclassified to profit or loss.

2 重要會計政策概要(續)

2.4 外幣換算(續)

(d) 出售海外業務及部分出售

於出售海外業務(即出售本集團於海外業務之全部權益、涉及失去對某一包含海外業務之附屬公司之控制權之出售、涉及失去對某一包含海外業務之共同控制實體之共同控制權之出售,或涉及失去對某一包含海外業務之聯營公司之重大影響力之出售)時,本公司擁有人應佔與該業務相關之所有於權益中累計匯兌差額均重新分類至損益。

倘屬不會導致本集團失去對某一包含海外業務之附屬公司之控制權之部分出售,該累計匯兌差額乃按比例重新分配至非控股權益及不會於損益中確認。就所有其他部分出售(即不會導致本集團失去重大影響力或共同控制權之本集團於聯營公司或共同控制實體所有權權益之減少),該累計匯兌差額會按比例重新分類至損益。

NOTES TO THE CONSOLIDATED FINANCIAL STATEMENTS

綜合財務報表附註

2 Summary of significant accounting policies (Continued)

2.5 Property, plant and equipment

Buildings comprise mainly offices. Buildings are recorded at fair value, based on periodic, but at least triennial, valuations by external independent valuers, less subsequent depreciation for buildings. Any accumulated depreciation at the date of revaluation is eliminated against the gross carrying amount of the asset and the net amount is restated to the revalued amount of the asset. All other property, plant and equipment is stated at historical cost less depreciation. Historical cost includes expenditure that is directly attributable to the acquisition of the items.

Subsequent costs are included in the asset's carrying amount or recognised as a separate asset, as appropriate, only when it is probable that future economic benefits associated with the item will flow to the Group and the cost of the item can be measured reliably. The carrying amount of the replaced part is derecognised. All other repairs and maintenance costs are charged to the consolidated income statement during the financial period in which they are incurred.

Increases in the carrying amount arising on revaluation of buildings are credited to other comprehensive income. However, the increase shall be recognised in the consolidated income statement to the extent that it reverses a revaluation decrease of the same asset previously recognised in the consolidated income statement. Decreases that offset previous increases of the same asset are charged against other comprehensive income; all other decreases are charged to the consolidated income statement.

2 重要會計政策概要(續)

2.5 物業、機器及設備

樓宇主要包括辦公室。樓宇根據外聘獨立估值師定期(惟最少每三年一次)進行之估值按公允值減樓宇之其後折舊記賬。於估值日之任何累計折舊與資產之賬面值總額對銷，而淨額則重列至資產之重估價值。所有其他物業、機器及設備按歷史成本減折舊列賬。歷史成本包括收購項目直接應佔之開支。

其後成本僅在與該項目有關之未來經濟利益有可能流入本集團，而該項目之成本能可靠計量時，才計入資產之賬面值或確認為獨立資產(按適用)。已替換部分之賬面值終止確認。所有其他維修及保養成本在產生之財政期間內自綜合收益表扣除。

重估樓宇產生之賬面值增加計入其他全面收益。然而，倘該增加撥回相同資產於過往在綜合收益表內確認之重估減值，則須於綜合收益表內確認。抵銷相同資產以往增加之減少自其他全面收益扣除；所有其他減少於綜合收益表扣除。

NOTES TO THE CONSOLIDATED FINANCIAL STATEMENTS

綜合財務報表附註

2 Summary of significant accounting policies (Continued)

2.5 Property, plant and equipment (Continued)

Construction in progress refers to the leasehold improvements where the construction works have not been completed, and is carried at cost which includes development and construction expenditure incurred, and other direct costs attributable to the construction works, less provision for impairment losses. When the construction work has been completed, the expenditure is transferred to leasehold improvements. No depreciation is provided on construction in progress.

Depreciation of property, plant and equipment is calculated using the straight-line method to allocate their cost or revalued amounts to their residual values over their estimated useful lives, as follows:

Buildings	Over the remaining term of the lease, or 50 years, whichever is shorter
Leasehold improvements	10% or lease term, whichever is shorter
Furniture, fixtures and equipment	15% to 25%
Motor vehicles	25%

The assets' residual values and useful lives are reviewed, and adjusted if appropriate, at the end of each reporting period.

An asset's carrying amount is written down immediately to its recoverable amount if the asset's carrying amount is greater than its estimated recoverable amount (note 2.9).

2 重要會計政策概要(續)

2.5 物業、機器及設備(續)

在建工程指建設工程尚未完成之租賃物業裝修，並按成本列賬，成本包括已產生之發展及建設開支，以及建設工程應佔之其他直接成本，並扣除減值虧損撥備。倘建設工程完成，開支會轉撥入租賃物業裝修。在建工程概不計提折舊。

物業、機器及設備之折舊乃按估計可使用年期將其成本或重估值以直線法分攤至剩餘價值計算如下：

樓宇	按餘下租期或50年 (以較短者為準)
租賃物業裝修	10%或租期(以較短者為準)
傢具、裝置及設備	15%至25%
汽車	25%

資產之剩餘價值及可使用年期於各報告期末進行檢討，及在適當時調整。

倘資產之賬面值高於其估計可收回數額，則其賬面值即時撇減至其可收回數額(附註2.9)。

NOTES TO THE CONSOLIDATED FINANCIAL STATEMENTS

綜合財務報表附註

2 Summary of significant accounting policies (Continued)

2.5 Property, plant and equipment (Continued)

Gains and losses on disposals are determined by comparing the proceeds with the carrying amount and are recognised in the consolidated income statement. When revalued assets are sold, the amounts included in buildings revaluation reserve in reserves are transferred to retained earnings.

2.6 Investment properties

Investment property is defined as property (land or a building — or part of a building — or both) held (by the owner or by the lessee under a finance lease) to earn rentals or for capital appreciation or both, rather than for: (a) use in the production of supply of goods or services or for administrative purposes; or (b) sale in the ordinary course of business.

Investment property is initially measured at cost, including related transaction costs.

After initial recognition, investment property is carried at fair value, representing open market value determined at each reporting date by external valuers. Fair value is based on active market prices, adjusted, if necessary, for any difference in the nature, location or condition of the specific asset. If the information is not available, the Group uses alternative valuation methods such as recent prices on less active markets or discounted cash flow projections. Changes in fair values are recorded in the consolidated income statement.

2 重要會計政策概要(續)

2.5 物業、機器及設備(續)

出售之盈虧透過將所得款項與賬面值作比較釐定，並於綜合收益表內確認。當售出重估資產時，計入儲備中樓宇重估儲備之數額轉撥入保留盈利。

2.6 投資物業

投資物業界定為(由業主或由承租人根據融資租約)持有以賺取租金或資本增值或兩項用途之物業(土地或樓宇 — 或樓宇部份 — 或兩者)，而並非：(a)用於生產供應貨品或服務或行政用途；或(b)於日常業務過程中出售之物業。

投資物業初步按成本計量，包括相關之交易成本。

於初步確認後，投資物業按公允值(即外聘估值師於各報告日期釐定之公開市值)列賬。公允值根據活躍市場價格計算，如有需要就個別資產之性質、地點或狀況之任何差異作出調整。倘並無該項資料，則本集團利用其他估值方法，如較不活躍市場之近期價格或貼現現金流量預測法。公允值變動於綜合收益表記賬。

NOTES TO THE CONSOLIDATED FINANCIAL STATEMENTS

綜合財務報表附註

2 Summary of significant accounting policies (Continued)

2.6 Investment properties (Continued)

Subsequent costs are included in the asset's carrying amount or recognised as a separate asset, as appropriate, only when it is probable that future economic benefits associated with the item will flow to the Group and the cost of the item can be measured reliably. The carrying amount of the replaced part is derecognised. All other repairs and maintenance costs are charged to the consolidated income statement during the financial period in which they are incurred.

If an investment property becomes owner-occupied, it is reclassified as property, plant and equipment, and its fair value at the date of reclassification becomes its cost for accounting purposes.

If an item of property, plant and equipment becomes an investment property as a result of change in usage, any difference between the carrying amount and the fair value of this item at the date of transfer is recognised in other comprehensive income as a revaluation surplus of that property. However, if a fair value gain reverses a previous impairment loss, the gain is recognised in the consolidated income statement.

2 重要會計政策概要(續)

2.6 投資物業(續)

其後成本僅在與該項目有關之未來經濟利益有可能流入本集團，而該項目之成本能可靠計量時，才計入資產之賬面值或確認為獨立資產(按適用)。已替換部分之賬面值終止確認。所有其他維修及保養成本在產生之財政期間內於綜合收益表內扣除。

倘投資物業變成業主自用，會被重新分類為物業、機器及設備，而其於重新分類日期之公允值，就會計目的而言變為其成本。

倘物業、機器及設備項目因用途改變而成為投資物業，則該項目於轉撥日期之賬面值與公允值之任何差額於其他全面收益確認為該物業之重估盈餘。然而，倘公允值收益將以往之減值虧損撥回，則該收益於綜合收益表確認。

NOTES TO THE CONSOLIDATED FINANCIAL STATEMENTS

綜合財務報表附註

2 Summary of significant accounting policies (Continued)

2.7 Intangible assets

(a) Goodwill

Goodwill arises on the acquisition of subsidiaries, associated companies and joint ventures and represents the excess of the consideration transferred over the Group's interest in net fair value of the net identifiable assets, liabilities and contingent liabilities of the acquiree and the fair value of the non-controlling interest in the acquiree.

For the purpose of impairment testing, goodwill acquired in a business combination is allocated to each of the cash-generating units ("CGUs"), or groups of CGUs, that is expected to benefit from the synergies of the combination. Each unit or group of units to which the goodwill is allocated represents the lowest level within the entity at which the goodwill is monitored for internal management purposes. Goodwill is monitored at the operating segment level.

Goodwill impairment reviews are undertaken annually or more frequently if events or changes in circumstances indicate a potential impairment. The carrying value of goodwill is compared to the recoverable amount, which is the higher of value in use and the fair value less costs to sell. Any impairment is recognised immediately as an expense and is not subsequently reversed.

2 重要會計政策概要(續)

2.7 無形資產

(a) 商譽

商譽會於收購附屬公司、聯營公司及合營公司時產生，乃指所轉讓代價超過本集團於被收購方之可識別資產、負債及或然負債淨額之公允淨值之權益，以及被收購方非控股權益之公允值之部分。

為進行減值測試，業務合併所收購之商譽分配至預期受惠於合併之協同效應之各個現金產生單位或現金產生單位組別。獲分配商譽之各單位或單位組別指就內部管理監察商譽之實體內最低層面。商譽在經營分部層面進行監察。

商譽減值檢討須每年進行，或倘有事件出現或情況改變顯示潛在減值時，須更頻密地進行檢討。商譽之賬面值會與可收回金額作比較，即使用價值與公允值減銷售成本兩者之較高者。任何減值均會即時確認為費用，且其後不會撥回。

NOTES TO THE CONSOLIDATED FINANCIAL STATEMENTS

綜合財務報表附註

2 Summary of significant accounting policies (Continued)

2.7 Intangible assets (Continued)

(b) Contractual supplier relationships

Contractual supplier relationships acquired in a business combination are recognised at fair value at the acquisition date. The contractual supplier relations have a finite useful life and are carried at cost less accumulated amortisation. Amortisation is calculated using the straight-line method over the expected life of the supplier relationships, and recognised in the consolidated financial statements.

2.8 Film rights, films in progress and film royalty deposits

(a) Film rights

Film rights are stated at cost less accumulated amortisation and impairment losses. Upon the release of the pre-recorded audio visual products and the materials, film rights are amortised at rates calculated to write off the costs in proportion to the expected revenues from exhibition, reproduction and distribution of audio visual products, the licensing of video rights and other broadcast rights following their release. Such rates are on a systematic basis, with reference to the projected revenues and the underlying licence periods, and are subject to annual review by the Executive Directors.

2 重要會計政策概要(續)

2.7 無形資產(續)

(b) 合約供應商關係

於業務合併中購入之合約供應商關係按於收購日期之公允值確認。合約供應商關係具有不確定可使用年期，並按成本減減值攤銷列賬。攤銷乃按供應商關係之預期年期以直線法計算，及於綜合財務報表確認。

2.8 電影版權、攝製中電影及電影版權按金

(a) 電影版權

電影版權按成本減累計攤銷及減值虧損入賬。出售預錄影音產品及材料時，電影版權按預期攤銷發行後來自電影放映、複製及發行影音產品、授出錄像權及其他播放權之收益之成本之比例予以攤銷。攤銷比率參考預計收益及有關授權期限以具系統之方法釐定，並由執行董事每年檢討。

NOTES TO THE CONSOLIDATED FINANCIAL STATEMENTS

綜合財務報表附註

2 Summary of significant accounting policies (Continued)

2.8 Film rights, films in progress and film royalty deposits (Continued)

(b) Films in progress

Films in progress are stated at cost less any provision for impairment losses. Costs include all direct costs associated with the production of films. Provisions are made for costs which are in excess of the expected future revenues generated by these films. The balance of film production costs not yet due at the end of each reporting period are disclosed as commitments. Costs of films are transferred to film rights upon completion.

(c) Film royalty deposits

Licence fees paid in advance and by installments under licensing agreements for distribution of audio visual products and sub-licensing of film titles, in specified geographical areas and time periods, are accounted for as film royalty deposits. Film royalty deposits are recognised when payment was made and the balance payable under the licensing agreements is disclosed as a commitment. Upon receipt of the audio visual products and the materials, the deposits would be transferred to film rights and the remaining payable balances will be recorded as a liability. Provision for impairment loss is made against deposits to the extent that film rights will not be received and the deposit is not recoverable in the future.

2 重要會計政策概要(續)

2.8 電影版權、攝製中電影及電影版權按金(續)

(b) 攝製中電影

攝製中電影按成本減任何減值虧損撥備入賬。成本包括製作影片所涉及之一切直接成本。成本超逾預期電影日後產生之收益時會作撥備。於各報告期末尚未支付之電影製作成本結餘列作承擔。電影完成時成本會撥入電影版權。

(c) 電影版權按金

根據發行影音產品以及轉授電影版權之指定地區及時間之版權協議而預先及分期支付之版權費，均列為電影版權按金。電影版權按金於付款時確認，根據版權協議之應付結餘則列作承擔。收取影音產品及材料時，按金將轉撥至電影版權，而應付餘額則記入為負債。倘無法收取電影版權及按金於日後無法收回，則會就按金作出減值虧損撥備。

NOTES TO THE CONSOLIDATED FINANCIAL STATEMENTS

綜合財務報表附註

2 Summary of significant accounting policies (Continued)

2.8 Film rights, films in progress and film royalty deposits (Continued)

(c) Film royalty deposits (Continued)

In case where the Group is unable to exercise its rights under a licensing agreement because the film producer fails to complete the film, the Group writes off the difference between the advances made and the estimated recoverable amount from the film producer.

At the end of each reporting period, both internal and external market information are considered to assess whether there is any indication that film rights, films in progress and film royalty deposits are impaired. If any such indication exists, the carrying amount of such assets is assessed and where relevant, an impairment loss is recognised to reduce the asset to its recoverable amount. Such impairment losses are recognised in the consolidated income statement.

2 重要會計政策概要(續)

2.8 電影版權、攝製中電影及電影版權按金(續)

(c) 電影版權按金(續)

倘製片商未能完成影片，以致本集團無法行使版權協議賦予之權利，則本集團將撇銷向製片商墊支與估計可收回數額之差額。

於各報告期末，本集團均會考慮內部及外界之市場資料，以評估電影版權、攝製中電影及電影版權按金是否有跡象出現減值。倘出現減值跡象，則會評估有關資產之賬面值，並於相關時確認減值虧損，以將資產減至其可收回數額。有關減值虧損於綜合收益表確認。

NOTES TO THE CONSOLIDATED FINANCIAL STATEMENTS

綜合財務報表附註

2 Summary of significant accounting policies *(Continued)*

2.9 Impairment of non-financial assets

Assets that have an indefinite useful life, for example goodwill, are not subject to amortisation and are tested annually for impairment. Assets that are subject to amortisation are reviewed for impairment whenever events or changes in circumstances indicate that the carrying amount may not be recoverable. An impairment loss is recognised for the amount by which the asset's carrying amount exceeds its recoverable amount. The recoverable amount is the higher of an asset's fair value less costs to sell and value in use. For the purposes of assessing impairment, assets are grouped at the lowest levels for which there are separately identifiable cash flows (cash-generating units). Non-financial assets other than goodwill that suffered an impairment are reviewed for possible reversal of the impairment at each reporting date.

2.10 Financial assets

2.10.1 Classification

The Group classifies its financial assets in the following categories: at fair value through profit or loss, loans and receivables and available-for-sale. The classification depends on the purpose for which the financial assets were acquired. Management determines the classification of its financial assets at initial recognition.

2 重要會計政策概要(續)

2.9 非財務資產之減值

沒有確定可使用年期之資產(如商譽)毋須攤銷,且每年進行減值測試。每當有事件出現或情況改變顯示賬面值可能無法收回,即對須攤銷之資產進行減值檢討。減值虧損按資產之賬面值超出其可收回數額之差額予以確認。可收回數額以資產之公允值扣除銷售成本或使用價值兩者之較高者為準。於評估減值時,資產將按可獨立識別現金流量(現金產生單位)之最低層次組合。出現減值之商譽以外之非財務資產於各呈報日就可能撥回減值進行檢討。

2.10 財務資產

2.10.1 分類

本集團將財務資產分類如下:按公允值計入損益表、貸款及應收款項以及可供出售。分類方式視乎購入財務資產目的而定。管理層在初步確認時釐定其財務資產之分類。

NOTES TO THE CONSOLIDATED FINANCIAL STATEMENTS

綜合財務報表附註

2 Summary of significant accounting policies (Continued)

2.10 Financial assets (Continued)

2.10.1 Classification (Continued)

(a) *Financial assets at fair value through profit or loss*

Financial assets at fair value through profit or loss are financial assets held for trading. A financial asset is classified in this category if acquired principally for the purpose of selling in the short term. Derivatives are also categorised as held for trading unless they are designated as hedges. Assets in this category are classified as current assets if expected to be settled within 12 months; otherwise, they are classified as non-current.

(b) *Loans and receivables*

Loans and receivables are non-derivative financial assets with fixed or determinable payments that are not quoted in an active market. They are included in current assets, except for the amounts that are settled or expected to be settled more than 12 months after the end of the reporting period. These are classified as non-current assets. The Group's loans and receivables comprise "trade and other receivables", "amounts due from associated companies", "pledged bank deposits" and "cash and cash equivalents" in the consolidated balance sheet (notes 2.13 and 2.14).

2 重要會計政策概要(續)

2.10 財務資產(續)

2.10.1 分類(續)

(a) *按公允值計入損益表之財務資產*

按公允值計入損益表之財務資產為持作買賣之財務資產。倘財務資產在購入時主要用作在短期內出售，則分類為此類別。衍生工具除非被指定為對沖，否則亦分類為持作買賣用途。倘預期於12個月內清償，此類別之資產分類為流動資產；否則分類為非流動資產。

(b) *貸款及應收款項*

貸款及應收款項為有固定或可釐定付款且沒有在活躍市場上報價之非衍生財務資產。此等款項計入流動資產，惟於或預期將於報告期末後超過十二個月清償之款項，則分類為非流動資產。本集團之貸款及應收款項包括綜合資產負債表中之「貿易及其他應收款項」、「應收聯營公司款項」、「已抵押銀行存款」及「現金及等同現金項目」(附註2.13及2.14)。

NOTES TO THE CONSOLIDATED FINANCIAL STATEMENTS

綜合財務報表附註

2 Summary of significant accounting policies (Continued)

2.10 Financial assets (Continued)

2.10.1 Classification (Continued)

(c) Available-for-sale financial assets

Available-for-sale financial assets are non-derivatives that are either designated in this category or not classified in any of the other categories. They are included in non-current assets unless the investment matures or management intends to dispose of it within 12 months of the end of the reporting period.

2.10.2 Recognition and measurement

Regular way purchases and sales of financial assets are recognised on the trade-date – the date on which the Group commits to purchase or sell the asset. Investments are initially recognised at fair value plus transaction costs for all financial assets not carried at fair value through profit or loss. Financial assets carried at fair value through profit or loss are initially recognised at fair value, and transaction costs are expensed in the consolidated income statement. Financial assets are derecognised when the rights to receive cash flows from the investments have expired or have been transferred and the Group has transferred substantially all risks and rewards of ownership. Available-for-sale financial assets and financial assets at fair value through profit or loss are subsequently carried at fair value. Loans and receivables are subsequently carried at amortised cost using the effective interest method.

2 重要會計政策概要(續)

2.10 財務資產(續)

2.10.1 分類(續)

(c) 可供出售財務資產

可供出售財務資產為非衍生工具，被指定為此類別或並無分類為任何其他類別。除非該項投資到期或管理層有意在報告期末後十二個月內出售該項投資，否則此等資產列入非流動資產。

2.10.2 確認及計量

財務資產之一般買賣在交易日確認 – 交易日指本集團承諾買賣該資產之日。對於所有並非按公允值計入損益表之財務資產，投資初步按公允值加交易成本確認。按公允值計入損益表之財務資產初步按公允值確認，而交易成本則於綜合收益表內列作開支扣除。當從投資收取現金流量之權利經已到期或經已轉讓，而本集團已將擁有權之所有風險及回報實際轉讓時，財務資產即終止確認。可供出售財務資產及按公允值計入損益表之財務資產其後按公允值列賬。貸款及應收款項其後採用實際利率法按攤銷成本列賬。

NOTES TO THE CONSOLIDATED FINANCIAL STATEMENTS

綜合財務報表附註

2 Summary of significant accounting policies (Continued)

2.10 Financial assets (Continued)

2.10.2 Recognition and measurement (Continued)

Gains or losses arising from changes in the fair value of the “financial assets at fair value through profit or loss” category are presented in the consolidated income statement in the period in which they arise. Dividend income from financial assets at fair value through profit or loss is recognised in the consolidated income statement when the Group’s right to receive payments is established.

Changes in the fair value of monetary and non-monetary securities classified as available-for-sale are recognised in other comprehensive income.

When securities classified as available-for-sale are sold or impaired, the accumulated fair value adjustments recognised in equity are included in the consolidated income statement.

Interest on available-for-sale securities calculated using the effective interest method is recognised in the consolidated income statement. Dividends on available-for-sale equity instruments are recognised in the consolidated income statement when the Group’s right to receive payments is established.

2 重要會計政策概要(續)

2.10 財務資產(續)

2.10.2 確認及計量(續)

因「按公允值計入損益表之財務資產」類別之公允值變動而產生之盈虧列入產生期間之綜合收益表內。按公允值計入損益表之財務資產之股息收入於確立本集團收取款項之權利時於綜合收益表確認。

分類為可供出售之貨幣及非貨幣證券之公允值變動於其他全面收益確認。

當分類為可供出售之證券被售出或減值時，於權益確認之累計公允值調整計入綜合收益表。

按實際利率法計算之可供出售證券利息於綜合收益表確認。可供出售股本工具之股息於確立本集團收取款項之權利時於綜合收益表確認。

NOTES TO THE CONSOLIDATED FINANCIAL STATEMENTS

綜合財務報表附註

2 Summary of significant accounting policies (Continued)

2.10 Financial assets (Continued)

2.10.2 Recognition and measurement (Continued)

The fair value of quoted investments is based on their current bid prices in an active market. Available-for-sale equity instruments that do not have a quoted market price in an active market and whose fair value cannot be reliably measured are measured at cost less impairment.

2.11 Impairment of financial assets

(a) Assets carried at amortised cost

The Group assesses at the end of each reporting period whether there is objective evidence that a financial asset or group of financial assets is impaired. A financial asset or a group of financial assets is impaired and impairment losses are incurred only if there is objective evidence of impairment as a result of one or more events that occurred after the initial recognition of the asset (a "loss event") and that loss event (or events) has an impact on the estimated future cash flows of the financial asset or group of financial assets that can be reliably estimated.

Evidence of impairment may include indications that the debtors or a group of debtors is experiencing significant financial difficulty, default or delinquency in interest or principal payments, the probability that they will enter bankruptcy or other financial reorganisation, and where observable data indicate that there is a measurable decrease in the estimated future cash flows, such as changes in arrears or economic conditions that correlate with defaults.

2 重要會計政策概要(續)

2.10 財務資產(續)

2.10.2 確認及計量(續)

有報價投資之公允值根據其現時於活躍市場上之買盤價計算。並無活躍市場報價及公允值無法可靠計量之可供出售股本工具，乃按成本扣除減值計量。

2.11 財務資產之減值

(a) 按攤銷成本列賬之資產

本集團於各報告期末評估是否有客觀證據證明某項財務資產或某組財務資產經已減值。倘因於初步確認資產後發生之一項或多項事件(「虧損事件」)而出現客觀減值憑證，而該(等)虧損事件對財務資產或一組財務資產之估計未來現金流量構成能可靠計量之影響，財務資產或一組財務資產方被視為減值及產生減值虧損。

減值證據可包括債務人或一群債務人正面臨嚴重財務困難、拖欠或未能償還利息或本金款項、彼等可能會破產或進行其他財務重組，以及有可觀察數據顯示估計未來現金流量出現可計量之下降，例如欠款情況或與拖欠情況有關之經濟狀況出現變動。

NOTES TO THE CONSOLIDATED FINANCIAL STATEMENTS

綜合財務報表附註

2 Summary of significant accounting policies (Continued)

2.11 Impairment of financial assets (Continued)

(a) Assets carried at amortised cost (Continued)

For loans and receivables category, the amount of the loss is measured as the difference between the asset's carrying amount and the present value of estimated future cash flows (excluding future credit losses that have not been incurred) discounted at the financial asset's original effective interest rate. The carrying amount of the asset is reduced and the amount of the loss is recognised in the consolidated income statement. If a loan has a variable interest rate, the discount rate for measuring any impairment loss is the current effective interest rate determined under the contract. As a practical expedient, the Group may measure impairment on the basis of an instrument's fair value using an observable market price.

If, in a subsequent period, the amount of the impairment loss decreases and the decrease can be related objectively to an event occurring after the impairment was recognised (such as an improvement in the debtor's credit rating), the reversal of the previously recognised impairment loss is recognised in the consolidated income statement.

2 重要會計政策概要(續)

2.11 財務資產之減值(續)

(a) 按攤銷成本列賬之資產(續)

就貸款及應收款項類別而言，虧損金額按資產賬面值與估計未來現金流量(不包括尚未產生之未來信貸虧損)按財務資產原實際利率貼現之現值兩者之差額計量。資產賬面值予以減少，而虧損金額於綜合收益表確認。倘貸款按浮動利率計息，則計量任何減值虧損之貼現率乃根據合約釐定之現行實際利率。在實際運作上，本集團可能採用可觀察之市價為工具之公允值計量減值。

倘於其後期間減值虧損金額減少，而該減少可客觀地與確認減值後發生之事件有關(如債務人信貸評級改善)，則過往確認之減值虧損撥回於綜合收益表確認。

NOTES TO THE CONSOLIDATED FINANCIAL STATEMENTS

綜合財務報表附註

2 Summary of significant accounting policies (Continued)

2.11 Impairment of financial assets (Continued)

(b) Assets carried as available-for-sale

The Group assesses at the end of each reporting period whether there is objective evidence that a financial asset or a group of financial assets is impaired. For debt securities, the Group uses the criteria refer to in (a) above. In the case of equity investments classified as available-for-sale, a significant or prolonged decline in the fair value of the security below its cost is also evidence that the assets are impaired. If any such evidence exists for available-for-sale financial assets, the cumulative loss — measured as the difference between the acquisition cost and the current fair value, less any impairment loss on that financial asset previously recognised in the consolidated income statement — is removed from equity and recognised in the consolidated income statement. Impairment losses recognised in the consolidated income statement on equity instruments are not reversed through the consolidated income statement. If, in a subsequent period, the fair value of a debt instrument classified as available-for-sale increases and the increase can be objectively related to an event occurring after the impairment loss was recognised in the consolidated income statement, the impairment loss is reversed through the consolidated income statement.

2 重要會計政策概要(續)

2.11 財務資產之減值(續)

(b) 列作可供出售之資產

本集團於各報告期末評估是否有客觀證據證明某項財務資產或某組財務資產經已減值。就債務證券而言，本集團採用上文(a)項所述之準則。就分類為可供出售之股本投資而言，證券公允值大幅或持續下跌至低於其成本亦為資產出現減值之證據。倘可供出售財務資產出現任何有關證據，其累計虧損(按收購成本與當前公允值兩者之差額減該財務資產過往於綜合收益表確認之任何減值虧損計算)則於權益中移除，並於綜合收益表確認。於綜合收益表確認之股本工具減值虧損不會透過綜合收益表撥回。倘於隨後期間，分類為可供出售之債務工具之公允值增加，而該增加能夠客觀地與於綜合收益表確認減值虧損後發生之事件有關，則減值虧損透過綜合收益表撥回。

NOTES TO THE CONSOLIDATED FINANCIAL STATEMENTS

綜合財務報表附註

2 Summary of significant accounting policies (Continued)

2.12 Inventories

Inventories are stated at the lower of cost and net realisable value. Cost is determined using the first-in, first-out (FIFO) method. Net realisable value is the estimated selling price in the ordinary course of business, less applicable variable selling expenses.

2.13 Trade and other receivables

Trade receivables are amounts due from customers for merchandise sold or services performed in the ordinary course of business. If collection of trade and other receivables is expected in one year or less (or in the normal operating cycle of the business if longer), they are classified as current assets. If not, they are presented as non-current assets.

Trade and other receivables are recognised initially at fair value and subsequently measured at amortised cost using the effective interest method, less provision for impairment.

2.14 Cash and cash equivalents

In the consolidated cash flow statement, cash and cash equivalents include cash in hand and deposits held at call with banks with original maturities of three months or less, and bank overdrafts. In the consolidated and entity balance sheet, bank overdrafts are shown within borrowings in current liabilities.

2 重要會計政策概要(續)

2.12 存貨

存貨按成本及可變現淨值兩者之較低者列賬。成本利用先進先出法釐定。可變現淨值為在日常業務過程中之估計售價，減適用之可變銷售費用。

2.13 貿易及其他應收款項

貿易應收款項為於日常業務過程中出售商品或提供服務而應收客戶之款項。倘預期應收及其他款項預期於一年或以內(或倘較長，於正常營運週期內)收回，則分類為流動資產，否則呈列為非流動資產。

貿易及其他應收款項初步以公允值確認，其後採用實際利率法按攤銷成本減減值撥備計量。

2.14 現金及等同現金項目

於綜合現金流量表內，現金及等同現金項目包括庫存現金、銀行通知存款、原到期日為三個月或以下之其他短期高流動性投資，以及銀行透支。於綜合及實體資產負債表中，銀行透支於流動負債內借貸中列示。

NOTES TO THE CONSOLIDATED FINANCIAL STATEMENTS

綜合財務報表附註

2 Summary of significant accounting policies (Continued)

2.15 Share capital

Ordinary shares are classified as equity.

Incremental costs directly attributable to the issue of new shares or options are shown in equity as a deduction, net of tax, from the proceeds.

2.16 Trade and other payables

Trade payables are obligations to pay for goods or services that have been acquired in the ordinary course of business from suppliers. Trade and other payables are classified as current liabilities if payment is due within one year or less (or in the normal operating cycle of the business if longer). If not, they are presented as non-current liabilities.

Trade and other payables are recognised initially at fair value and subsequently measured at amortised cost using the effective interest method.

2.17 Borrowings

Borrowings are recognised initially at fair value, net of transaction costs incurred. Borrowings are subsequently carried at amortised cost; any difference between the proceeds (net of transaction costs) and the redemption value is recognised in the consolidated income statement over the period of the borrowings using the effective interest method.

Borrowings are classified as current liabilities unless the Group has an unconditional right to defer settlement of the liability for at least 12 months after the end of the reporting period.

2 重要會計政策概要(續)

2.15 股本

普通股分類為權益。

發行新股份或購股權直接所佔新增成本於權益列為所得款項之減少(扣除稅項)。

2.16 貿易及其他應付款項

貿易應付款項為已於日常業務過程中向供應商購入之貨品或服務付款之責任。倘貿易及其他應付款項於一年或以內(或倘較長,於正常營運週期內)支付,則分類為流動負債,否則呈列為非流動負債。

貿易及其他應付款項初步按公允值確認,其後採用實際利率法按攤銷成本計量。

2.17 借貸

借貸初步按公允值並扣除產生之交易成本確認。借貸其後按攤銷成本列賬;所得款項(扣除交易成本)與贖回價值之任何差額採用實際利率法於借貸期間內於綜合收益表確認。

借貸分類為流動負債,除非本集團擁有無條件權利可將負債延遲至報告期末最少12個月後清償則作別論。

NOTES TO THE CONSOLIDATED FINANCIAL STATEMENTS

綜合財務報表附註

2 Summary of significant accounting policies *(Continued)*

2.18 Borrowing costs

General and specific borrowing costs directly attributable to the acquisition, construction or production of qualifying assets, which are assets that necessarily take a substantial period of time to get ready for their intended use or sale, are added to the cost of those assets, until such time as the assets are substantially ready for their intended use or sale.

All other borrowing costs are recognised in profit or loss in the period in which they are incurred.

2.19 Current and deferred income tax

The tax expense for the period comprises current and deferred tax. Tax is recognised in the consolidated income statement, except to the extent that it relates to items recognised in other comprehensive income or directly in equity. In this case, the tax is also recognised in other comprehensive income or directly in equity, respectively.

(a) Current income tax

The current income tax charge is calculated on the basis of the tax laws enacted or substantively enacted at the balance sheet date in the countries where the Company, its subsidiaries, associated companies and jointly controlled entity operate and generate taxable income. Management periodically evaluates positions taken in tax returns with respect to situations in which applicable tax regulation is subject to interpretation. It establishes provisions where appropriate on the basis of amounts expected to be paid to the tax authorities.

2 重要會計政策概要(續)

2.18 借貸成本

收購、建造或生產合資格資產(該等資產需要一段長時間以準備好用作擬定用途或出售)直接所佔之一般及特別借貸成本會計入該等資產之成本,直至該等資產大致上已準備好用作擬定用途或出售。

所有其他借貸成本會於其產生期間之損益中確認。

2.19 即期及遞延所得稅

本期間稅項支出包括即期及遞延稅項。稅項乃於綜合收益表確認,惟與在其他全面收益或直接在權益確認之項目有關者除外。在此情況下,稅項亦分別在其他全面收益或在權益確認。

(a) 即期所得稅

即期所得稅支出以本公司、其附屬公司、聯營公司及共同控制實體經營及產生應課稅收入所在國家於結算日已頒佈或實質頒佈之稅法為基準計算。管理層定期就適用稅務規例須作出詮釋之情況評估報稅表狀況,並按預期支付予稅務機關之適當數額計提適當撥備。

NOTES TO THE CONSOLIDATED FINANCIAL STATEMENTS

綜合財務報表附註

2 Summary of significant accounting policies (Continued)

2.19 Current and deferred income tax (Continued)

(b) Deferred income tax

Inside basis differences

Deferred income tax is recognised, using the liability method, on temporary differences arising between the tax bases of assets and liabilities and their carrying amounts in the consolidated financial statements. However, deferred income tax liabilities are not recognised if they arise from the initial recognition of goodwill, the deferred income tax is not accounted for if it arises from initial recognition of an asset or liability in a transaction other than a business combination that at the time of the transaction affects neither accounting nor taxable profit or loss. Deferred income tax is determined using tax rates (and laws) that have been enacted or substantively enacted by the balance sheet date and are expected to apply when the related deferred income tax asset is realised or the deferred income tax liability is settled.

Deferred income tax assets are recognised only to the extent that it is probable that future taxable profit will be available against which the temporary differences can be utilised.

2 重要會計政策概要(續)

2.19 即期及遞延所得稅(續)

(b) 遞延所得稅

內部基準差異

遞延所得稅採用負債法就資產與負債之稅基與其於本綜合財務報表之賬面值產生之暫時差額確認。然而，倘遞延所得稅負債因初步確認商譽而產生，則不會確認，倘遞延所得稅來自在交易(不包括業務合併)中對資產或負債之初步確認，而在交易時不影響會計損益或應課稅盈虧，則不作記賬。遞延所得稅採用於結算日前已頒佈或實質頒佈，並在有關之遞延所得稅資產變現或遞延所得稅負債結算時預期將會適用之稅率(及法例)而釐定。

遞延所得稅資產乃以日後應課稅利潤將有可能利用暫時差額抵銷為限確認。

NOTES TO THE CONSOLIDATED FINANCIAL STATEMENTS

綜合財務報表附註

2 Summary of significant accounting policies (Continued)

2.19 Current and deferred income tax (Continued)

(b) Deferred income tax (Continued)

Outside basis differences

Deferred income tax is provided on temporary differences arising on investments in subsidiaries, associated companies and a jointly controlled entity, except for deferred income tax liability where the timing of the reversal of the temporary difference is controlled by the Group and it is probable that the temporary difference will not reverse in the foreseeable future.

(c) Offsetting

Deferred income tax assets and liabilities are offset when there is a legally enforceable right to offset current tax assets against current tax liabilities and when the deferred income taxes assets and liabilities relate to income taxes levied by the same taxation authority on either the taxable entity or different taxable entities where there is an intention to settle the balances on a net basis.

2.20 Employee benefits

(a) Employee leave entitlements

Employee entitlements to annual leave are recognised when they accrue to employees. A provision is made for the estimated liability for annual leave as a result of services rendered by employees up to the balance sheet date.

Employee entitlements to sick leave and maternity leave are not recognised until the time of leave.

2 重要會計政策概要(續)

2.19 即期及遞延所得稅(續)

(b) 遞延所得稅(續)

外部基準差異

遞延所得稅就於附屬公司、聯營公司及共同控制實體之投資所產生之暫時差額撥備，惟本集團可以控制暫時差額之撥回時間，而暫時差額在可見將來有可能不會撥回之遞延所得稅負債則除外。

(c) 抵銷

倘具有法定可執行權利將現有稅項資產與現有稅項負債對銷，且遞延所得稅資產與負債均涉及同一稅務機關向有意按淨額基準結算餘額之課稅實體或不同課稅實體徵收之所得稅，則遞延所得稅資產與負債可互相抵銷。

2.20 僱員福利

(a) 僱員應享假期

僱員享有年假之權利在僱員應享有時確認。本集團為截至結算日僱員已提供之服務所產生年假之估計負債作出撥備。

僱員之病假及產假不作確認，直至僱員休假時方會確認。

NOTES TO THE CONSOLIDATED FINANCIAL STATEMENTS

綜合財務報表附註

2 Summary of significant accounting policies (Continued)

2.20 Employee benefits (Continued)

(b) Pension obligations

Group companies operate various pension schemes.

The group companies in Hong Kong participate in a mandatory provident fund scheme and another defined contribution plan. A defined contribution plan is a pension plan under which the Group pays fixed contributions into a separate entity. The Group has no legal or constructive obligations to pay further contributions if the fund does not hold sufficient assets to pay all employees the benefits relating to employee service in the current and prior periods.

The Group pays contributions to publicly or privately administered pension insurance plans on a mandatory, contractual or voluntary basis. The Group has no further payment obligations once the contributions have been paid. The contributions are recognised as employee benefit expenses when they are due. Prepaid contributions are recognised as an asset to the extent that a cash refund or a reduction in the future payments is available.

2 重要會計政策概要(續)

2.20 僱員福利(續)

(b) 退休金責任

本集團公司營運多個退休金計劃。

本集團旗下香港公司參與強制性公積金計劃及另一界定供款計劃。界定供款計劃為一項本集團向一個獨立實體支付固定供款之退休金計劃。倘該基金並無持有足夠資產向所有僱員就其在當期及以往期間之服務支付福利，則本集團亦無法定或推定責任支付進一步供款。

本集團以強制性、合約性或自願性方式向公開或私人管理之退休金保險計劃供款。本集團作出供款後，即無進一步付款責任。供款在應付時確認為僱員福利開支。預付供款按照現金退款或可減少未來付款而確認為資產。

NOTES TO THE CONSOLIDATED FINANCIAL STATEMENTS

綜合財務報表附註

2 Summary of significant accounting policies (Continued)

2.20 Employee benefits (Continued)

(b) Pension obligations (Continued)

The group companies in the PRC participate in defined contribution retirement benefit plans organised by relevant government authorities for its employees in the PRC and contribute to these plans based on certain percentage of the salaries of the employees on a monthly basis, up to a maximum fixed monetary amount, as stipulated by the relevant government authorities. The government authorities undertake to assume the retirement benefit obligations payable to all existing and future retired employees under these plans. The contributions are recognised as employee benefit expenses when they are due.

2.21 Provisions and contingent liabilities

Provisions are recognised when the Group has a present legal or constructive obligation as a result of past events; it is probable that an outflow of resources will be required to settle the obligation; and the amount has been reliably estimated. Provisions are not recognised for future operating losses.

Where there are a number of similar obligations, the likelihood that an outflow will be required in settlement is determined by considering the class of obligations as a whole. A provision is recognised even if the likelihood of an outflow with respect to any one item included in the same class of obligations may be small.

2 重要會計政策概要(續)

2.20 僱員福利(續)

(b) 退休金責任(續)

本集團旗下中國公司參與有關政府主管部門為其中國僱員安排之界定供款退休計劃，並每月按僱員薪金之若干百分比向該等計劃供款，上限為有關政府主管部門規定之最高固定金額。政府主管部門承諾承擔根據該等計劃應付予所有現有及未來退休僱員之退休福利責任。該等供款於到期時確認為僱員福利開支。

2.21 撥備及或然負債

當本集團因過往事件而產生現有之法律或推定責任；較可能需要有資源外流以償付責任；及金額能可靠估計時，即確認撥備。撥備並無就未來經營虧損而確認。

倘有多項類似責任，則需要撥出資產以作支付之機會將考慮整體責任類別而釐定。即使就同一類責任內所包括之任何一個項目撥出資源之可能性甚低，仍須確認撥備。

NOTES TO THE CONSOLIDATED FINANCIAL STATEMENTS

綜合財務報表附註

2 Summary of significant accounting policies (Continued)

2.21 Provisions and contingent liabilities (Continued)

Provisions are measured at the present value of the expenditures expected to be required to settle the obligation using a pre-tax rate that reflects current market assessments of the time value of money and the risks specific to the obligation. The increase in the provision due to passage of time is recognised as interest expense.

A contingent liability is a possible obligation that arises from past events and whose existence will only be confirmed by the occurrence or non-occurrence of one or more uncertain future events not wholly within the control of the Group. It can also be a present obligation arising from past events that is not recognised because it is not probable that outflow of economic resources will be required or the amount of obligation cannot be measured reliably.

A contingent liability is not recognised but is disclosed in the notes to the consolidated financial statements. When a change in the probability of an outflow occurs so that outflow is probable, it will then be recognised as a provision.

2 重要會計政策概要(續)

2.21 撥備及或然負債(續)

撥備乃按履行責任預期所需開支之現值計算，該現值是以能反映市場對貨幣時間價值之評估及該責任之特定風險之稅前利率貼現。因時間推移而增加之撥備則確認為利息支出。

或然負債乃源於過往事件之可能責任，而其存在僅可藉一件或多件非為本集團可完全控制之不確定未來事件之出現或不出現而確認。其亦可為源於未作確認過往事件之現在責任，未作確認乃因不大可能導致經濟資源外流，或責任所涉及金額無法可靠計量。

或然負債不會入賬惟會於綜合財務報表附註披露。倘外流之可能性有變導致可能出現資源外流，則確認為撥備。

NOTES TO THE CONSOLIDATED FINANCIAL STATEMENTS

綜合財務報表附註

2 Summary of significant accounting policies (Continued)

2.22 Revenue recognition

Revenue is measured at the fair value of the consideration received or receivable, and represents amounts receivable for goods supplied, stated net of discounts returns and value added taxes. The Group recognises revenue when the amount of revenue can be reliably measured; when it is probable that future economic benefits will flow to the entity; and when specific criteria have been met for each of the Group's activities, as described below. The Group bases its estimates of return on historical results, taking into consideration the type of customer, the type of transaction and the specifics of each arrangement.

- (a) Revenues from television operations mainly comprise channel supply revenues, which are recognised on a straight-line basis over the contract periods which generally coincide with when the relevant channels are broadcasted.
- (b) Film exhibition income is recognised when the film is shown and the right to receive payment is established.
- (c) Income from the licensing and sub-licensing of film rights is recognised upon the delivery of the pre-recorded audio visual products and the materials for video features including the master tapes to the customers in accordance with the terms of the underlying contracts.

2 重要會計政策概要(續)

2.22 收益確認

收益乃按已收或應收代價之公允值計量，乃就供應貨品應收之金額，扣除折扣、退貨及增值稅後列示。當收益金額能可靠計量；當可能有未來經濟利益流入實體；及當符合下述本集團各項業務之指定準則時，本集團即確認收益。本集團於考慮客戶種類、交易種類及各項安排之特性後按過往業績作出回報估計。

- (a) 電視業務之收益主要包括頻道供應所得收益，乃按於一般與有關頻道播放期間相同之合約期內按直線法確認。
- (b) 電影放映收入乃於電影放映及於確立收取款項之權利時確認。
- (c) 授出及轉授電影版權所得之收入乃在按照相關合約條款將該預錄影音產品及錄影帶材料(包括母帶)付運予客戶時確認。

NOTES TO THE CONSOLIDATED FINANCIAL STATEMENTS

綜合財務報表附註

2 Summary of significant accounting policies (Continued)

2.22 Revenue recognition (Continued)

- (d) Revenue from the sales and distribution of films and programs in audio visual product format is recognised on the transfer of risks and rewards of ownership, which generally coincides with the time when the goods are delivered to customers and the title has passed.
- (e) Revenue from the provision of artiste management services is recognised when services are rendered.
- (f) Revenues from theatre operations mainly comprise income from box office takings, which is recognised when the services are rendered to the buyers.
- (g) Rental income is recognised on a straight-line basis over the term of the lease.
- (h) Management fee income is recognised when services are rendered.

2 重要會計政策概要(續)

2.22 收益確認(續)

- (d) 以影音產品形式銷售及發行之電影及節目所得收益乃在擁有權之風險及回報轉移到客戶時(一般與付運予客戶及轉移所有權之時間相同)確認。
- (e) 提供藝人管理服務所得收益乃於提供服務時確認。
- (f) 電影院業務所得收益主要包括票房收入，乃於向買家提供服務時確認。
- (g) 租金收入乃以直線法於租期內確認。
- (h) 管理費收入乃於提供服務時確認。

NOTES TO THE CONSOLIDATED FINANCIAL STATEMENTS

綜合財務報表附註

2 Summary of significant accounting policies (Continued)

2.22 Revenue recognition (Continued)

- (i) Interest income is recognised using the effective interest method. When a loan and receivable is impaired, the Group reduces the carrying amount to its recoverable amount, being the estimated future cash flow discounted at the original effective interest rate of the instrument, and continues unwinding the discount as interest income. Interest income on impaired loan and receivables are recognised using the original effective interest rate.
- (j) Dividend income is recognised when the right to receive payment is established.

2.23 Leases

(a) The Group as the lessee

Leases in which a significant portion of the risks and rewards of ownership are retained by the lessor are classified as operating leases. Payments made under operating leases (net of any incentives received from the lessor) are charged to the consolidated income statement on a straight-line basis over the period of the lease.

The Group leases certain property, plant and equipment. Leases of property, plant and equipment where the Group has substantially all the risks and rewards of ownership are classified as finance leases. Finance leases are capitalised at the lease's commencement at the lower of the fair value of the leased property and the present value of the minimum lease payments.

2 重要會計政策概要(續)

2.22 收益確認(續)

- (i) 利息收入採用實際利率法確認。當貸款及應收款項出現減值，本集團會將賬面值減至其可收回金額，即按該工具之原實際利率貼現之估計未來現金流量，並繼續解除貼現作為利息收入。已減值貸款及應收款項之利息收入採用原實際利率確認。
- (j) 股息收入乃於確立收取款項之權利時確認。

2.23 租約

(a) 本集團作為承租人

凡擁有權之絕大部分風險及回報由出租人保留之租約，均分類為經營租約。根據經營租約支付之款項(包括就租賃土地及土地使用權預付之款項)(扣除自出租人收取之任何獎勵金後)於租期內以直線法於綜合收益表扣除。

本集團租賃若干物業、機器及設備。凡本集團持有擁有權之絕大部分風險及回報之物業、機器及設備租約，均分類為融資租約。融資租約在租約開始時按租賃物業之公允值及最低租賃付款現值兩者之較低者入賬。

NOTES TO THE CONSOLIDATED FINANCIAL STATEMENTS

綜合財務報表附註

2 Summary of significant accounting policies (Continued)

2.23 Leases (Continued)

(a) The Group as the lessee (Continued)

Each lease payment is allocated between the liability and finance charges. The corresponding rental obligations, net of finance charges, are included in other long-term payables. The interest element of the finance cost is charged to the consolidated income statement over the lease period so as to produce a constant periodic rate of interest on the remaining balance of the liability for each period. The property, plant and equipment acquired under finance leases is depreciated over the shorter of the useful life of the asset and the lease term.

(b) The Group as the lessor

A lease is an agreement whereby the lessor conveys to the lessee in return for a payment, or series of payments, the right to use an asset for an agreed period of time.

When assets are leased out under an operating lease, the asset is included in the consolidated balance sheet based on the nature of the asset.

Lease income on operating leases is recognised over the term of the lease on a straight-line basis.

2 重要會計政策概要(續)

2.23 租約(續)

(a) 本集團作為承租人(續)

每項租金均分攤為負債及融資費用。相應租賃責任在扣除融資開支後計入其他長期應付款項內。融資成本之利息部分於租期內於綜合收益表扣除，使融資成本與每個期間之負債餘額之比為常數定期利率。根據融資租約取得之物業、機器及設備於資產可使用年期及租期兩者之較短者內折舊。

(b) 本集團作為出租人

租約為一份協議，據此出租人向承租人轉讓於協定期間內使用資產之權利，以交換一筆款項或一連串款項。

資產根據經營租約租出時，資產按資產性質計入綜合資產負債表。

經營租約之租金收入按租期以直線法確認。

NOTES TO THE CONSOLIDATED FINANCIAL STATEMENTS

綜合財務報表附註

2 Summary of significant accounting policies *(Continued)*

2.24 Dividend distribution

Dividend distribution to the Company's shareholders is recognised as a liability in the Group's and the Company's financial statements in the period in which the dividends are approved by the Company's shareholders or directors, where appropriate.

2.25 Financial guarantee contracts

Financial guarantee contracts are contracts that require the issuer to make specified payments to reimburse the holder for a loss it incurs because a specified debtor fails to make payments when due, in accordance with the terms of a debt instrument. Such financial guarantees are given to banks, financial institutions and other bodies on behalf of subsidiaries or associated companies to secure loans, overdrafts and other banking facilities.

2 重要會計政策概要(續)

2.24 股息分派

向本公司股東分派之股息於股息獲本公司股東或董事(如適用)批准之期間內於本集團及本公司之財務報表內列為負債。

2.25 財務擔保合約

財務擔保合約是指簽發人需要在指定債務人未能根據債務合約條款履行還款責任時，須向持有人償付因此合約產生之指定損失金額。有關財務擔保乃代表附屬公司或聯營公司向銀行、財務機構及其他機構作出，用以擔保其貸款、透支及其他銀行融資。

NOTES TO THE CONSOLIDATED FINANCIAL STATEMENTS

綜合財務報表附註

2 Summary of significant accounting policies (Continued)

2.25 Financial guarantee contracts (Continued)

Financial guarantees are initially recognised in the consolidated financial statements at fair value on the date the guarantee was given. The fair value of a financial guarantee at the time of signature is zero because all guarantees are agreed on arm's length terms, and the value of the premium agreed corresponds to the value of the guarantee obligation. No receivable for the future premiums is recognised. Subsequent to initial recognition, the Company's liabilities under such guarantees are measured at the higher of the initial amount, less amortisation of fees recognised in accordance with HKAS 18, and the best estimate of the amount required to settle the guarantee. These estimates are determined based on experience of similar transactions and history of past losses, supplemented by management's judgement. The fee income earned is recognised on a straight-line basis over the life of the guarantee. Any increase in the liability relating to guarantees is reported in the consolidated income statement.

Where guarantees in relation to loans or other payables of subsidiaries or associated companies are provided for no compensation, the fair values are accounted for as contributions and recognised as part of the cost of the investment in the financial statements of the Company.

2 重要會計政策概要(續)

2.25 財務擔保合約(續)

財務擔保於作出擔保日期按公允值在綜合財務報表中初步確認。財務擔保於簽發時之公允值為零，乃由於所有擔保均按公平條款協定，而協定之溢價價值與擔保責任之價值一致。未來溢價之應收款項不予確認。於初步確認後，公司根據該等擔保承擔之負債按初步金額減根據香港會計準則第18號確認之攤銷費用，以及償付擔保所需款項之最佳估計款項之較高者計量。該等估計乃基於類似交易之經驗及過往虧損歷史，經管理層判斷後釐定。所賺取之費用收入於擔保有效期內按直線法確認。有關擔保之任何負債如有任何增加，則於綜合收益表內呈報。

倘與附屬公司或聯營公司之貸款或其他應收款項有關之擔保是以免償方式提供，公允值入賬為出資並確認為本公司財務報表之部分投資成本。

NOTES TO THE CONSOLIDATED FINANCIAL STATEMENTS

綜合財務報表附註

3 Financial risk management

3.1 Financial risk factors

The Group's activities expose it to a variety of financial risks: market risk (including foreign exchange risk, price risk and cash flow interest rate risk), credit risk, and liquidity risk. The Group's overall risk management programme focuses on the unpredictability of financial markets and seeks to minimise potential adverse effects on the Group's financial performance.

Risk management is carried out by the Executive Directors of the Group. The Executive Directors identify, evaluate financial risks in close co-operation with the operating units of the Group.

(a) Market risk

(i) Foreign exchange risk

The Group mainly operates in Hong Kong, the People's Republic of China ("PRC"), the Republic of China ("Taiwan"), and the Republic of Singapore ("Singapore") and is exposed to foreign exchange risk arising from various currency exposures, primarily with respect to Renminbi ("RMB"), New Taiwan dollars ("NTD") and Singapore dollars ("SGD"). Foreign exchange risk arises from future commercial transactions, recognised assets and liabilities denominated in a currency that is not the functional currency of the individual group companies and net investments in foreign operations.

3 財務風險管理

3.1 財務風險因素

本集團之活動承受著多種財務風險：市場風險(包括外匯風險、價格風險及現金流量利率風險)、信貸風險及流動資金風險。本集團之整體風險管理計劃集中於金融市場之難以預測性，並尋求盡量減低對本集團財務表現之潛在不利影響。

風險管理乃由本集團之執行董事進行。執行董事與本集團之營運單位緊密合作，識別及評估財務風險。

(a) 市場風險

(i) 外匯風險

本集團主要在香港、中華人民共和國(「中國」)、中華民國(「台灣」)及新加坡共和國(「新加坡」)經營，並承受不同貨幣產生之外匯風險，主要有關人民幣(「人民幣」)、新台幣(「新台幣」)及新加坡元(「新加坡元」)。外匯風險自未來商業交易、已確認資產及負債(以個別集團公司功能貨幣以外貨幣列值)，以及海外業務之淨投資產生。

NOTES TO THE CONSOLIDATED FINANCIAL STATEMENTS

綜合財務報表附註

3 Financial risk management (Continued)

3.1 Financial risk factors (Continued)

(a) Market risk (Continued)

(i) Foreign exchange risk (Continued)

The Group has certain investments in foreign operations whose net assets are exposed to foreign currency translation risk arising primarily with respect to RMB and NTD. Currency exposure arising from the net assets of the Group's foreign operations is managed primarily through sourcing suppliers denominated in the same foreign currencies. Management considers the foreign currency exposure with respect to RMB and NTD is not significant as the functional currency of the respective foreign operations are also RMB and NTD respectively.

Management considers the foreign currency exposure with respect to SGD is not significant as the channel licensing revenue denominated in SGD has been received in advance. At 31st March 2012, if HK\$ had strengthened/weakened by 5% against SGD with all other variables held constant, pre-tax loss for the year would have been HK\$247,000 (2011: nil) higher/lower, mainly as a result of foreign exchange losses/gains on translation of cash and cash equivalents denominated in SGD.

3 財務風險管理(續)

3.1 財務風險因素(續)

(a) 市場風險(續)

(i) 外匯風險(續)

本集團若干於海外業務之投資，其淨資產承受外幣換算風險，主要與人民幣及新台幣有關。本集團海外業務淨資產產生之貨幣風險主要透過取得以相同外幣為單位之供應商管理。管理層認為，由於有關海外業務之功能貨幣亦分別為人民幣及新台幣，故有關人民幣及新台幣之外幣風險並不重大。

管理層認為，由於以新加坡元列賬之頻道牌照收益已預先收取，故有關新加坡元之外幣風險並不重大。於二零一二年三月三十一日，倘港元兌新加坡元升值／貶值5%，而所有其他變數維持不變，則年內之除稅前虧損將增加／減少247,000港元(二零一一年：無)，主要由於換算以新加坡元為單位之現金及等同現金項目之匯兌虧損／收益所致。

NOTES TO THE CONSOLIDATED FINANCIAL STATEMENTS

綜合財務報表附註

3 Financial risk management (Continued)

3.1 Financial risk factors (Continued)

(a) Market risk (Continued)

(i) Foreign exchange risk (Continued)

At 31st March 2012, if HK\$ had strengthened/weakened by 5% against RMB with all other variables held constant, pre-tax loss for the year would have been HK\$122,000 lower/higher (2011: pre-tax profit for the year would have been HK\$413,000 lower/higher), mainly as a result of foreign exchange gains/losses on translation of receivables, payables and cash and cash equivalents denominated in either HK\$ or RMB that is not the functional currency of the individual group companies.

The Group minimised its other foreign exchange risk by denominating majority of its foreign currency transactions in United States dollars (“USD”), which is pegged with HK\$ at a designated range such that the exposure on fluctuation of foreign currency rate is limited.

3 財務風險管理(續)

3.1 財務風險因素(續)

(a) 市場風險(續)

(i) 外匯風險(續)

於二零一二年三月三十一日，倘港元兌人民幣升值／貶值5%，而所有其他變動維持不變，則年內之除稅前虧損將減少／增加122,000港元(二零一一年：年內之除稅前利潤會減少／增加413,000港元)，主要由於換算以港元或人民幣(並非個別集團公司之功能貨幣)為單位之應收款項、應付款項及現金等同現金項目所致。

本集團透過將其大部分外幣交易以美元(「美元」)為單位減低外匯風險。美元乃於指定範圍內與港元掛鈎，致使所承受之匯率波動風險有限。

NOTES TO THE CONSOLIDATED FINANCIAL STATEMENTS

綜合財務報表附註

3 Financial risk management (Continued)

3.1 Financial risk factors (Continued)

(a) Market risk (Continued)

(ii) Price risk

The Group is exposed to equity securities price risk because of investments held by the Group and classified in the consolidated balance sheet either as available-for-sale financial assets or financial assets at fair value through profit or loss. The Group is not exposed to commodity price risk. To manage its price risk arising from investments in equity securities, the investment portfolio is continuously reviewed, carefully monitored, and diversified in accordance with the limits set by the Executive Directors of the Group.

Majority of the Group's equity securities are publicly traded. At 31st March 2012, if the share prices of the equity securities of the Group had increased/decreased by 5%, the pre-tax loss for the year would have been HK\$2,470,000 lower/higher (2011: pre-tax profit for the year would have been HK\$2,555,000 higher/lower) and the equity of the Group would have been HK\$3,097,000 (2011: HK\$3,660,000) higher/lower, respectively.

3 財務風險管理(續)

3.1 財務風險因素(續)

(a) 市場風險(續)

(ii) 價格風險

由於本集團持有投資，並於綜合資產負債表分類為可供出售財務資產或按公允值計入損益表之財務資產，故本集團承受股本證券價格風險。本集團並無承受商品價格風險。為管理其股本證券投資產生之價格風險，本集團根據本集團執行董事所訂之限制，持續評估、審慎監控及多元化投資組合。

本集團大部分股本證券均公開買賣。於二零一二年三月三十一日，倘本集團股本證券之股價上升/下跌5%，則本集團本年度之除稅前虧損將減少/增加2,470,000港元(二零一一年：年內除稅前利潤會增加/減少2,555,000港元)，而本集團之權益將分別增加/減少3,097,000港元(二零一一年：3,660,000港元)。

NOTES TO THE CONSOLIDATED FINANCIAL STATEMENTS

綜合財務報表附註

3 Financial risk management (Continued)

3.1 Financial risk factors (Continued)

(a) Market risk (Continued)

(ii) Price risk (Continued)

Pre-tax loss for the year would decrease/increase as a result of gains/losses on equity securities classified as at fair value through profit or loss. The gains/losses on equity securities classified as available-for-sale financial assets would increase/decrease the available-for-sale financial assets revaluation reserve within equity.

(iii) Cash flow interest rate risk

The Group has cash balances placed with reputable banks and financial institutions and other receivables advanced to third parties, which generate interest income for the Group. The Group manages its interest rate risk by placing cash balances in these institutions and advances to these third parties with various maturities and interest rate terms.

Borrowings at variable rates expose the Group to cash flow interest rate risk which is partially offset by cash and other receivables held at variable rates. Details of the Group's borrowings and other receivables have been disclosed in note 30(a) and note 25 respectively.

3 財務風險管理(續)

3.1 財務風險因素(續)

(a) 市場風險(續)

(ii) 價格風險(續)

年內除稅前虧損將因分類為按公允值計入損益表之股本證券收益/虧損而減少/增加。分類為可供出售財務資產之股本證券收益/虧損將增加/減少權益內之可供出售財務資產重估儲備。

(iii) 現金流量利率風險

本集團有放於知名銀行及財務機構之現金結存及向第三方墊付其他應收款項，為本集團產生利息收入。本集團透過將於該等機構之現金結餘及向該等第三方墊款按不同到期期限及利率條款存放管理其利率風險。

浮息借貸令本集團承受現金流量利率風險，部分以按浮動利率持有之現金及其他應收款項抵銷。本集團借貸及其他應收款項之詳情已分別於附註30(a)及附註25披露。

NOTES TO THE CONSOLIDATED FINANCIAL STATEMENTS

綜合財務報表附註

3 Financial risk management (Continued)

3.1 Financial risk factors (Continued)

(a) Market risk (Continued)

(iii) Cash flow interest rate risk (Continued)

At 31st March 2012, if the interest rate had been 50 basis points higher/lower with all other variables held constant, pre-tax loss for the year would have been HK\$224,000 lower/higher (2011: pre-tax profit for the year would have been HK\$670,000 higher/lower).

(b) Credit risk

Credit risk is managed on a group basis. Credit risk arises from cash and cash equivalents and pledged bank deposits as well as credit exposures to customers, including outstanding receivables and committed transactions, and other debtors. The Group only places deposits in reputable banks and financial institutions and manages its credit risk associated with trade receivables through the application of credit approvals, credit ratings and monitoring procedures. Advances to other debtors will only be made to those with appropriate credit histories.

Credit sales are only made to customers with appropriate credit history or high credit standing while sales to new customers or customers of low credit standing are usually made on cash on delivery basis. Provision for impairment of receivables will be made in light of existing evidence of uncollectibility.

3 財務風險管理(續)

3.1 財務風險因素(續)

(a) 市場風險(續)

(iii) 現金流量利率風險(續)

於二零一二年三月三十一日，倘利率上升／下跌50個基點，而所有其他變數維持不變，則本年度之除稅前虧損將減少／增加224,000港元（二零一一年：年度除稅前利潤會增加／減少670,000港元）。

(b) 信貸風險

信貸風險集體管理。信貸風險自現金及等同現金項目及已抵押銀行存款以及客戶及其他債務人之信貸風險(包括未收回應收款項及已承諾交易)產生。本集團僅將存款存放於知名銀行及財務機構，並透過應用信貸審批、信貸評級及監察程序管理其與貿易應收款項相關之信貸風險。向其他債務人之墊款僅向具備適當信貸紀錄者作出。

本集團僅向擁有適當信貸紀錄或良好信貸狀況之客戶進行信貸銷售，而向新客戶或信貸狀況較差之客戶進行之銷售，則一般乃以貨到付現基準作出。應收款項減值撥備將根據現有不可收回性之證據作出。

NOTES TO THE CONSOLIDATED FINANCIAL STATEMENTS

綜合財務報表附註

3 Financial risk management (Continued)

3.1 Financial risk factors (Continued)

(c) Liquidity risk

Prudent liquidity risk management implies maintaining sufficient cash and marketable securities, the availability of funding from an adequate amount of committed credit facilities and the ability to close out market positions. Due to the dynamic nature of the underlying businesses, management maintains flexibility in funding by maintaining availability under committed credit lines.

Surplus cash held by the operating entities over and above balance requires for working capital management are transferred to the Group treasury. Group treasury invests surplus cash in interest bearing saving accounts, time deposits, marketable securities, choosing instruments with appropriate maturities or sufficient liquidity to provide sufficient headroom as determined by the Group. At 31st March 2012, the Group held cash and cash equivalents of HK\$53,464,000 (2011: HK\$102,445,000), financial assets at fair value through profit or loss of HK\$49,396,000 (2011: HK\$51,095,000) and other current assets of HK\$71,835,000 (2011: HK\$38,469,000) that are expected to readily generate cash inflows for managing liquidity risk.

The table below analyses the Group's and the Company's non-derivative financial liabilities into relevant maturity groupings based on the remaining period at the balance sheet date to the contractual maturity date. The amounts disclosed in the table are the contractual undiscounted cash flows.

3 財務風險管理(續)

3.1 財務風險因素(續)

(c) 流動資金風險

審慎流動資金風險管理意味著維持足夠現金及有價證券、擁有足夠已承諾信貸融資額度提供之資金及有能力對市場倉盤進行平倉。由於基本業務之多變性質，管理層透過維持已承諾信貸融資額度備用資金，以維持資金之靈活性。

經營實體持有超過營運資金管理所需現金盈餘乃撥入集團財務部。集團財務部會將現金盈餘投資於計息儲蓄賬戶、定期存款、可於市場買賣之證券，以選取適當年期之工具或充足流動資金，提供充足現金流以備本集團所需。於二零一二年三月三十一日，本集團持有現金及等同現金項目53,464,000港元(二零一一年：102,445,000港元)、按公允值計入損益表之財務資產49,396,000港元(二零一一年：51,095,000港元)及其他流動資產71,835,000港元(二零一一年：38,469,000港元)，預期可產生穩定現金流入以管理流動資金風險。

下表顯示本集團及本公司之非衍生財務負債按照相關之到期組別，根據由結算日至合約到期日之剩餘期間進行分析。表內披露之金額為合約未貼現之現金流量。

NOTES TO THE CONSOLIDATED FINANCIAL STATEMENTS

綜合財務報表附註

3 Financial risk management (Continued)

3.1 Financial risk factors (Continued)

(c) Liquidity risk (Continued)

Group	本集團	Less than 1 year 一年內 HK\$'000 千港元	Between	Between	Over 5 years 五年以上 HK\$'000 千港元
			1 and 2 years 一至兩年 HK\$'000 千港元	2 and 5 years 兩至五年 HK\$'000 千港元	
At 31st March 2012	於二零一二年 三月三十一日				
Trade and other payables	貿易及其他應付款項	53,901	—	—	—
Obligations under finance leases	融資租約負債	265	—	—	—
Borrowings	借貸	32,904	1,348	4,045	1,011
At 31st March 2011	於二零一一年 三月三十一日				
Trade and other payables	貿易及其他應付款項	32,765	—	—	—
Obligations under finance leases	融資租約負債	797	265	—	—
Borrowings	借貸	5,821	1,298	3,894	2,271
Company	本公司				
At 31st March 2012	於二零一二年 三月三十一日				
Other payables	其他應付款項	279	—	—	—
At 31st March 2011	於二零一一年 三月三十一日				
Other payables	其他應付款項	297	—	—	—

3 財務風險管理(續)

3.1 財務風險因素(續)

(c) 流動資金風險(續)

Group	本集團	Less than 1 year 一年內 HK\$'000 千港元	Between	Between	Over 5 years 五年以上 HK\$'000 千港元
			1 and 2 years 一至兩年 HK\$'000 千港元	2 and 5 years 兩至五年 HK\$'000 千港元	
At 31st March 2012	於二零一二年 三月三十一日				
Trade and other payables	貿易及其他應付款項	53,901	—	—	—
Obligations under finance leases	融資租約負債	265	—	—	—
Borrowings	借貸	32,904	1,348	4,045	1,011
At 31st March 2011	於二零一一年 三月三十一日				
Trade and other payables	貿易及其他應付款項	32,765	—	—	—
Obligations under finance leases	融資租約負債	797	265	—	—
Borrowings	借貸	5,821	1,298	3,894	2,271
Company	本公司				
At 31st March 2012	於二零一二年 三月三十一日				
Other payables	其他應付款項	279	—	—	—
At 31st March 2011	於二零一一年 三月三十一日				
Other payables	其他應付款項	297	—	—	—

NOTES TO THE CONSOLIDATED FINANCIAL STATEMENTS

綜合財務報表附註

3 Financial risk management (Continued)

3.2 Capital management

The Group's objectives when managing capital are to safeguard the Group's ability to continue as a going concern in order to provide returns for shareholders and benefits for other stakeholders and to maintain an optimal capital structure to reduce the cost of capital.

In order to maintain or adjust the capital structure, the Group may adjust the amount of dividends paid to shareholders, return capital to shareholders, issue new shares or convertible notes and derivative financial instruments, or sell assets to reduce debt.

Consistent with others in the industry, the Group monitors capital on the basis of the gearing ratio. This ratio is calculated as total borrowings divided by shareholders' funds.

The Group's strategy was to maintain the gearing ratio below 20%. The gearing ratios at 31st March 2012 and 2011 were as follows:

Bank loans and overdrafts (note 30(a))	銀行貸款及透支 (附註 30(a))
Obligations under finance leases (note 30(b))	融資租約負債 (附註 30(b))
Total borrowings	借貸總額
Shareholders' funds	股東資金
Gearing ratio	負債資產比率

3 財務風險管理(續)

3.2 資本管理

本集團管理資本之目標為保障本集團持續經營之能力，以為股東提供回報及為其他權益相關者提供利益，並保持理想之資本架構以減少資金成本。

為保持或調整資本架構，本集團或會調整向股東派付之股息數額，向股東退資、發行新股份或可換股票據及衍生財務工具，或出售資產以減少債務。

為其他業內同行一致，本集團以負債資產比率監察資本。此比率以借貸總額除以股東資金計算。

本集團之策略為維持負債資產比率低於20%。於二零一二年及二零一一年三月三十一日之負債資產比率如下：

	2012 二零一二年 HK\$'000 千港元	2011 二零一一年 HK\$'000 千港元
	37,964	11,616
	252	1,007
	38,216	12,623
	594,766	590,236
	6.4%	2.1%

NOTES TO THE CONSOLIDATED FINANCIAL STATEMENTS

綜合財務報表附註

3 Financial risk management (Continued)

3.2 Capital management (Continued)

The increase in the gearing ratio during the year ended 31st March 2012 was mainly due to the increase in drawdown amount of bank loans and overdrafts by the Group.

3.3 Fair value estimation

The table below analyses financial instruments carried at fair value, by valuation method. The different levels have been defined as follows:

- Quoted prices (unadjusted) in active markets for identical assets or liabilities (level 1).
- Inputs other than quoted prices included within level 1 that are observable for the asset or liability, either directly (that is, as prices) or indirectly (that is, derived from prices) (level 2).
- Inputs for the asset or liability that are not based on observable market data (that is, unobservable inputs) (level 3).

3 財務風險管理(續)

3.2 資本風險管理(續)

截至二零一二年三月三十一日止年度之負債資產比率增加乃主要由於增加提取銀行貸款及透支金額所致。

3.3 公允值估計

下表以估值方法分析按公允值計量之財務工具。不同等級之定義如下：

- 同類資產或負債在活躍市場上之報價(未經調整)(第一級)。
- 直接(即價格數據)或間接(即價格衍生數據)使用除第一級中報價以外之可觀察資產或負債數據(第二級)。
- 任何非基於可觀察市場數據之資產或負債數據(即不可觀察數據)(第三級)。

NOTES TO THE CONSOLIDATED FINANCIAL STATEMENTS

綜合財務報表附註

3 Financial risk management (Continued)

3.3 Fair value estimation (Continued)

The following table presents the Group's assets that are measured at fair value at 31st March 2012 and 2011.

Assets	資產
Financial assets at fair value through profit or loss	按公允值計入損益表之財務資產
— Trading securities (note 23(b))	— 交易用途證券(附註23(b))
Available-for-sale financial assets	可供出售財務資產
— Equity securities (note 23(a))	— 股本證券(附註23(a))
Total assets	總資產

The fair value of financial instruments traded in active markets is based on quoted market prices at the balance sheet date. A market is regarded as active if quoted prices are readily and regularly available from an exchange, dealer, broker, industry group, pricing service, or regulatory agency, and those prices represent actual and regularly occurring market transactions on an arm's length basis. The quoted market price used for financial assets held by the Group is the current bid price. These instruments are included in level 1. Instruments included in level 1 comprise primarily equity investments listed in Hong Kong, the United States of America ("USA") and the United Kingdom of Great Britain and Northern Ireland ("UK") classified as trading securities or available-for-sale.

3 財務風險管理(續)

3.3 公允值估計(續)

下表呈列於二零一二年及二零一一年三月三十一日按公允值計量之本集團資產：

Level 1	
第一級	
2012	2011
二零一二年	二零一一年
HK\$'000	HK\$'000
千港元	千港元
49,396	51,095
12,553	22,096
61,949	73,191

在活躍市場上買賣之財務工具之公允值乃按於結算日之市場報價計算。倘報價可輕易地及定期自交易所、交易商、經紀、行業集團、定價服務或監管機構取得報價，而該等價格反映以公平原則實際及不時進行之市場交易，則該市場被視為活躍。本集團所持有財務資產採用之市場報價為當時買盤價。該等工具計入第一級。計入第一級之工具主要包括於香港、美利堅合眾國(「美國」)及大不列顛及北愛爾蘭聯合王國(「英國」)上市並分類為交易用途證券或可供出售之股本投資。

NOTES TO THE CONSOLIDATED FINANCIAL STATEMENTS

綜合財務報表附註

3 Financial risk management (Continued)

3.3 Fair value estimation (Continued)

Available-for-sale financial assets that are not quoted in an active market are measured at cost less impairment.

The carrying values less provisions for impairment of trade and other receivables, amounts due from associated companies, cash and cash equivalents, pledged bank deposits, trade and other payables, borrowings and obligations under finance leases approximate their fair values due to their short maturities.

4 Critical accounting estimates and judgements

Estimates and judgements are continually evaluated and are based on historical experience and other factors, including expectations of future events that are believed to be reasonable under the circumstances.

The Group makes estimates and assumptions concerning the future. The resulting accounting estimates will, by definition, seldom equal the related actual results. The estimates and assumptions that have a significant risk of causing a material adjustment to the carrying amounts of assets and liabilities within the next financial year are addressed below:

3 財務風險管理(續)

3.3 公允值估計(續)

並無活躍市場報價之可供出售財務資產乃按成本減減值計量。

由於貿易及其他應收款項、應收聯營公司款項、現金及等同現金項目、已抵押銀行存款、貿易及其他應付款項、借貸及融資租約負債於短期內到期，故其賬面值扣除減值撥備與其公允值相若。

4 關鍵會計估計及判斷

估計及判斷乃作持續評估，並以過往經驗及其他因素(包括在該情況下被視為合理之未來事件預期)為基礎。

本集團對未來作出估計及假設。所得會計估計如其定義，很少會與其實際結果相同。很大機會導致下個財政年度之資產與負債之賬面值作出重大調整之估計及假設註述如下：

NOTES TO THE CONSOLIDATED FINANCIAL STATEMENTS

綜合財務報表附註

4 Critical accounting estimates and judgements (Continued)

(a) Impairment of film rights, films in progress and film royalty deposits

As set out in note 2.8, impairment assessments on film rights, films in progress and film royalty deposits are performed at the end of each reporting period with reference to both internal and external market information, for example, sales forecast based on expected popularity of the respective titles, the expected production, sales and distribution costs to be reviewed to conclude the sale, and the general economic condition of the relevant markets. As at 31st March 2012, the carrying value of film rights, films in progress, and film royalty deposits amounted to HK\$218,060,000 (2011: HK\$121,567,000). Changes in assumptions used in this assessment, including the forecasted revenue, may result in additional provision being made in the consolidated financial statements.

(b) Provision for impairment of trade and other receivables

The provisioning policy for trade and other receivables of the Group is based on the evaluation of the collectability of those receivables and on management's judgement. As at 31st March 2012, the trade and other receivables, net of provision, amounted to HK\$57,933,000 (2011: HK\$29,258,000). A considerable amount of judgement is required in assessing the ultimate realisation of these receivables, including the current creditworthiness and the past collection history of each customer and the realisation of any repayment pattern promised. If the financial conditions of these debtors were to deteriorate, resulting in an impairment of their ability to make payments, additional provision for impairment may be required.

4 關鍵會計估計及判斷(續)

(a) 電影版權、攝製中電影及電影版權按金減值

誠如附註2.8所載，電影版權、攝製中電影及電影版權按金乃於各報告期末參考內部及外界之市場資料而進行減值評估，例如基於有關影片之預期受歡迎程度、預期完成銷售將產生之製作、銷售及發行成本，以及相關市場之一般經濟狀況之銷售預測。於二零一二年三月三十一日，電影版權、攝製中電影及電影版權按金之賬面值約為218,060,000港元(二零一一年：121,567,000港元)。此評估所採用假設之變動(包括預測收益)或會導致須於綜合財務報表中作出額外撥備。

(b) 貿易及其他應收款項減值撥備

本集團貿易及其他應收款項之撥備政策乃以對該等應收款項可收回性作出之評估及管理層之判斷為基礎。於二零一二年三月三十一日，貿易及其他應收款項(扣除撥備)為57,933,000港元(二零一一年：29,258,000港元)。評估該等應收款項之最終可變現性時需要作出大量判斷，包括每名客戶之目前信譽及過往收款紀錄，以及任何已承諾還款模式有否實現。倘該等債務人之財務狀況變差，導致其付款能力減低，則可能需要額外減值撥備。

NOTES TO THE CONSOLIDATED FINANCIAL STATEMENTS

綜合財務報表附註

4 Critical accounting estimates and judgements (Continued)

(c) Valuation of investment properties and buildings

The best evidence of fair value is current prices in an active market for similar leases and other contracts. In the absence of such information, the Group determines the amount within a range of reasonable fair values estimated. In making its estimates, the Group considers the information from the valuations of investment properties and buildings performed by external professional valuers by using the open market value approach. Had the Group used different valuation techniques, the fair value of the investment properties and buildings would be different and thus may have an impact to the consolidated financial statements.

(d) Impairment of available-for-sale equity investments

The Group follows the guidance of HKAS 39 to determine when an available-for-sale equity investment is impaired. This determination requires significant judgement. In making this judgement, the Group evaluates, among other factors, the duration and extent to which the fair value of an investment is less than its cost; and the financial health of and short-term business outlook for the investee, including factors such as industry and sector performance, changes in technology and operational and financing cash flow. If the declines in fair value below cost were considered significant and prolonged, additional impairment may be required.

4 關鍵會計估計及判斷(續)

(c) 投資物業及樓宇估值

公允值之最佳憑證為類似租賃及其他合約於活躍市場中之現行價格。倘缺乏有關資料，本集團將會把金額釐定在合理之公允值估計範圍內。於作出估計時，本集團考慮外聘專業估值師以公開市值基準進行之投資物業及樓宇估值所得資料。倘本集團使用不同估值方法，投資物業及樓宇之公允值將會不同，而可能對綜合財務報表構成影響。

(d) 可供出售股本投資之減值

本集團根據香港會計準則第39號之指引釐定可供出售股本投資是否出現減值情況。有關釐定須作出重大判斷。於作出判斷時，本集團評估之因素(其中包括)年期及該財務資產公允值低於其成本之程度；及被投資公司單位之財政健全度和短期業務展望，包括行業及分部表現、技術變化及經營和融資現金流量等因素。倘公允值跌至低於成本被視為重大及長期，則可能須作出額外減值。

NOTES TO THE CONSOLIDATED FINANCIAL STATEMENTS

綜合財務報表附註

4 Critical accounting estimates and judgements *(Continued)*

(e) Income taxes

The Group is subject to income taxes in jurisdictions in which the Group operates. Significant judgement is required in determining the provision for income taxes. There are many transactions and calculations for which the ultimate tax determination is uncertain during the ordinary course of business. The Group recognises liabilities for anticipated tax audit issues based on estimates of whether additional taxes will be due. Where the final tax outcome of these matters is different from the amounts that were initially recorded, such differences will impact the current and deferred income tax assets and liabilities in the period in which such determination is made.

4 關鍵會計估計及判斷 *(續)*

(e) 所得稅

本集團須於本集團經營所在之司法權區繳納所得稅。在釐定所得稅撥備時需要運用相當程度之判斷。於日常業務過程中有頗多未能確定最終稅項之交易及計算。本集團依據會否有到期應繳納額外稅項之估計而確認預期稅務審計項目之負債。倘該等事項之最終稅務結果與初步記錄之金額不同，則有關差異將影響作出釐定之期間之即期及遞延所得稅資產及負債。

NOTES TO THE CONSOLIDATED FINANCIAL STATEMENTS

綜合財務報表附註

5 Revenue and segment information

5 收益及分部資料

		2012 二零一二年 HK\$'000 千港元	2011 二零一一年 HK\$'000 千港元
Revenue	收益		
Television operations	電視業務	108,002	120,705
Film exhibition and film rights licensing and sub-licensing	電影放映及電影版權授出 及轉授	215,448	53,193
Sales and distribution of films and programs in audio visual product format	以影音產品形式銷售及發 行之電影及節目	16,724	21,607
Artiste management	藝人管理	17,160	4,664
Theatre operations	電影院業務	1,463	—
		358,797	200,169
Other income	其他收入		
Rental income from investment properties (note 16)	投資物業租金收入 (附註 16)	6,079	6,904
Other rental income (note 14(f))	其他租金收入(附註 14(f))	3,000	3,000
Management fee income	管理費收入	2,370	3,325
Dividend income	股息收入	1,032	545
Others	其他	2,417	4,540
		14,898	18,314
		373,695	218,483

The chief operating decision maker has been identified as the Executive Directors of the Group. The Executive Directors review the Group's internal reporting in order to assess performance, allocate resources and make strategic decisions. The Executive Directors have determined the operating segments based on the Group's internal reporting.

本集團執行董事被視為主要營運決策者。執行董事審閱本集團之內部報告以評估業績、分配資源及作出策略決定。執行董事已根據本集團之內部報告釐定經營分部。

NOTES TO THE CONSOLIDATED FINANCIAL STATEMENTS

綜合財務報表附註

5 Revenue and segment information

(Continued)

During the year ended 31st March 2012, the Group has started the theatre operations and the Executive Directors identify the reportable segments by business perspective as follows:

- Television operations
- Film exhibition and film rights licensing and sub-licensing
- Sales and distribution of films and programs in audio visual product format
- Artiste management
- Theatre operations
- Property investment

5 收益及分部資料(續)

於截至二零一二年三月三十一日止年度，本集團已開始電影院業務，而執行董事從業務角度識別可呈報分部如下：

- 電視業務
- 電影放映及電影版權授出及轉授
- 以影音產品形式銷售及發行之電影及節目
- 藝人管理
- 電影院業務
- 物業投資

NOTES TO THE CONSOLIDATED FINANCIAL STATEMENTS

綜合財務報表附註

5 Revenue and segment information

(Continued)

The segment information for the year ended 31st March 2012 by each principal activity is as follows:

5 收益及分部資料(續)

按各主要業務劃分之截至二零一二年三月三十一日止年度分部資料如下：

		Year ended 31st March 2012 截至二零一二年三月三十一日止年度							
		Television operations 電視業務	Film exhibition and film rights licensing and sub-licensing 電影放映及電影版權授出及轉授	Sales and distribution of films and programs in audio visual product format 以影音產品形式銷售及發行之電影及節目	Artiste management 藝人管理	Theatre operations 電影院業務	Property investment 物業投資	Elimination 對銷	Group 本集團
		HK\$'000 千港元	HK\$'000 千港元	HK\$'000 千港元	HK\$'000 千港元	HK\$'000 千港元	HK\$'000 千港元	HK\$'000 千港元	HK\$'000 千港元
External sales	對外銷售	108,002	215,448	16,724	17,160	1,463	-	-	358,797
Inter-segment sales	分部間銷售	-	2,445	-	-	-	-	(2,445)	-
Segment revenue	分部收益	108,002	217,893	16,724	17,160	1,463	-	(2,445)	358,797
Reportable segment profit/(loss)	可呈報分部利潤/(虧損)	16,939	(2,191)	(3,308)	13,043	(9,361)	37,559	1,230	53,911
Reportable segment assets	可呈報分部資產	53,302	252,089	34,746	1,182	29,694	185,320	(1,051)	555,282
Reportable segment liabilities	可呈報分部負債	(28,162)	(102,910)	(3,616)	(864)	(2,869)	(29,726)	-	(168,147)
Depreciation of property, plant and equipment and amortisation of leasehold land and land use rights	物業、機器及設備之折舊及租賃土地及土地使用權之攤銷	(348)	(790)	(995)	-	(1,582)	-	-	(3,715)
Amortisation of film rights	電影版權攤銷	(32,231)	(42,166)	(3,122)	-	-	-	3,675	(73,844)
Provision for impairment of film rights and films in progress	電影版權及攝製中電影減值撥備	(8,507)	(5,752)	(224)	-	-	-	-	(14,483)
Additions to property, plant and equipment	添置物業、機器及設備	42	1,449	669	-	21,418	-	-	23,578
Additions to investment properties	添置投資物業	-	-	-	-	-	649	-	649
Additions to film rights, films in progress and film royalty deposits	添置電影版權、攝製中電影及電影版權按金	24,807	159,131	2,633	-	-	-	(2,445)	184,126

NOTES TO THE CONSOLIDATED FINANCIAL STATEMENTS

綜合財務報表附註

5 Revenue and segment information

(Continued)

The segment information for the year ended 31st March 2011 by each principal activity is as follows:

5 收益及分部資料(續)

按各主要業務劃分之截至二零一一年三月三十一日止年度分部資料如下：

		Year ended 31st March 2011 截至二零一一年三月三十一日止年度							
		Television operations 電視業務	Film exhibition and film rights licensing and sub-licensing 電影放映及電影版權授出及轉授	Film distribution of films and programs in audio visual product format 以影音產品形式銷售及發行之電影及節目	Artiste management 藝人管理	Theatre operations 電影院業務	Property investment 物業投資	Elimination 對銷	Group 本集團
		HK\$'000 千港元	HK\$'000 千港元	HK\$'000 千港元	HK\$'000 千港元	HK\$'000 千港元	HK\$'000 千港元	HK\$'000 千港元	HK\$'000 千港元
External sales	對外銷售	120,705	53,193	21,607	4,664	—	—	—	200,169
Inter-segment sales	分部間銷售	—	3,451	—	—	—	—	(3,451)	—
Segment revenue	分部收益	120,705	56,644	21,607	4,664	—	—	(3,451)	200,169
Reportable segment profit	可呈報分部利潤	17,247	6,173	5,436	2,671	—	35,808	(483)	66,852
Reportable segment assets	可呈報分部資產	56,683	97,528	153,751	—	—	148,486	(2,281)	454,167
Reportable segment liabilities	可呈報分部負債	(23,828)	(22,321)	(10,900)	—	—	(18,275)	—	(75,324)
Depreciation of property, plant and equipment and amortisation of leasehold land and land use rights	物業、機器及設備之折舊及租賃土地及土地使用權之攤銷	(585)	(363)	(822)	—	—	—	—	(1,770)
Amortisation of film rights	電影版權攤銷	(39,120)	(13,730)	(5,883)	—	—	—	2,968	(55,765)
Provision for impairment of film rights	電影版權減值撥備	—	(106)	(854)	—	—	—	—	(960)
Additions to property, plant and equipment	添置物業、機器及設備	169	4,449	1,695	—	—	—	—	6,313
Additions to investment properties	添置投資物業	—	—	—	—	—	170	—	170
Additions to film rights, films in progress and film royalty deposits	添置電影版權、攝製中電影及電影版權按金	43,218	55,385	8,382	—	—	—	(3,451)	103,534

NOTES TO THE CONSOLIDATED FINANCIAL STATEMENTS

綜合財務報表附註

5 Revenue and segment information

(Continued)

- (a) The accounting policies of the reportable segments are the same as the Group's accounting policies. Performance is measured based on segment profit/(loss) that is used by the chief operating decision maker for the purposes of resource allocation and assessment of segment performance. Income tax expense is not allocated to reportable segments. Information provided to the Executive Directors of the Group is measured in a manner consistent with that of the consolidated financial statements.

The revenue, profit or loss, assets and liabilities of the Group are allocated based on the operations of the segments.

Reportable segment profit/(loss) is (loss)/profit before income tax, excluding unallocated share of (loss)/profit of associated companies, provision for impairment of amounts due from associated companies, other income, other (losses)/gains — net, finance costs — net, depreciation of property, plant and equipment and amortisation of leasehold land and land use rights that are used by all segments and other corporate expenses (mainly including staff costs and other general administrative expenses) of the head office.

Reportable segment assets exclude interests in and amounts due from associated companies, available-for-sale financial assets, financial assets at fair value through profit or loss, cash and cash equivalents and unallocated corporate assets (mainly including property, plant and equipment and leasehold land and land use rights that are used by all segments).

5 收益及分部資料(續)

- (a) 可呈報分部之會計政策與本集團之會計政策相同。業績按主要營運決策者用作分配資源及評估分部業績之分部利潤/(虧損)計量。所得稅開支不會分配予可呈報分部。向本集團執行董事提供的資料採用與綜合財務報表一致之方式計量。

本集團之收益、損益、資產及負債乃按分部業務分配。

可呈報分部利潤/(虧損)為除所得稅前(虧損)/利潤，不包括未分配應佔聯營公司(虧損)/利潤、應收聯營公司款項減值撥備、其他收入、其他(虧損)/收益 — 淨額、融資成本 — 淨額、所有分部使用之物業、機器及設備之折舊及租賃土地及土地使用權之攤銷，以及總辦事處之其他企業開支(主要包括員工成本及其他一般行政開支)。

可呈報分部資產不包括於聯營公司之權益及應收聯營公司款項、可供出售財務資產、按公允值計入損益表之財務資產、現金及等同現金項目以及未分配企業資產(主要包括所有分部使用之物業、機器及設備以及租賃土地及土地使用權)。

NOTES TO THE CONSOLIDATED FINANCIAL STATEMENTS

綜合財務報表附註

5 Revenue and segment information

(Continued)

(a) (Continued)

Reportable segment liabilities exclude bank borrowings and unallocated corporate liabilities (mainly including accrued charges of the head office).

(b) The revenue attributable to the segment “property investment” has been included in other income.

(c) Reconciliation of the reportable segment profit or loss, assets and liabilities

Reportable segment profit or loss, assets and liabilities are reconciled to (loss)/profit before income tax and total assets and total liabilities of the Group as follows:

Inter-segment sales are charged at cost plus a percentage of profit mark-up.

5 收益及分部資料(續)

(a) (續)

可呈報分部負債不包括銀行借貸及未分配企業負債(主要包括總辦事處之應計費用)。

(b) 「物業投資」分部應佔之收益已計入其他收入。

(c) 可呈報分部損益、資產及負債之對賬

可呈報分部損益、資產及負債之對賬與本集團之除所得稅前(虧損)/利潤、總資產及總負債對賬如下：

分部間銷售按成本加若干百分比加成利潤收取。

NOTES TO THE CONSOLIDATED FINANCIAL STATEMENTS

綜合財務報表附註

5 Revenue and segment information

(Continued)

(c) Reconciliation of the reportable segment profit or loss, assets and liabilities (Continued)

5 收益及分部資料(續)

(c) 可呈報分部損益、資產及負債之對賬(續)

Profit or loss	損益	2012 二零一二年 HK\$'000 千港元	2011 二零一一年 HK\$'000 千港元
Reportable segment profit	可呈報分部利潤	53,911	66,852
Unallocated amounts:	未分配款項：		
Unallocated other income	未分配其他收入	4,133	4,222
Unallocated other losses — net	未分配其他虧損 — 淨額	(43,095)	(1,799)
Unallocated finance costs — net	未分配融資成本 — 淨額	(110)	(183)
Unallocated depreciation of property, plant and equipment and amortisation of leasehold land and land use rights	未分配物業、機器及設備之折舊及租賃土地及土地使用權之攤銷	(7,976)	(7,316)
Share of (loss)/profit of associated companies	應佔聯營公司(虧損)/利潤	(316)	276
Provision for impairment of amounts due from associated companies	應收聯營公司款項減值撥備	(3,706)	—
Unallocated corporate expenses	未分配企業開支	(3,885)	(2,604)
(Loss)/profit before income tax per consolidated income statement	綜合收益表所列之除所得稅前(虧損)/利潤	(1,044)	59,448

NOTES TO THE CONSOLIDATED FINANCIAL STATEMENTS

綜合財務報表附註

5 Revenue and segment information

(Continued)

(c) Reconciliation of the reportable segment profit or loss, assets and liabilities (Continued)

5 收益及分部資料(續)

(c) 可呈報分部損益、資產及負債之對賬(續)

Assets	資產	2012 二零一二年 HK\$'000 千港元	2011 二零一一年 HK\$'000 千港元
Reportable segment assets	可呈報分部資產	555,282	454,167
Unallocated assets:	未分配資產：		
Unallocated property, plant and equipment and leasehold land and land use rights	未分配物業、機器及設備及租賃土地及土地使用權	163,415	141,669
Unallocated available-for-sale financial assets	未分配可供出售財務資產	12,553	22,096
Unallocated financial assets at fair value through profit or loss	未分配按公允值計入損益表之財務資產	49,396	51,095
Unallocated cash and cash equivalents	未分配現金及等同現金項目	616	839
Unallocated interests in and amounts due from associated companies	未分配於聯營公司之權益及應收聯營公司款項	18,018	3,755
Unallocated corporate assets	未分配企業資產	9,611	2,045
Total assets per consolidated balance sheet	綜合資產負債表所列之總資產	808,891	675,666
Liabilities	負債	2012 二零一二年 HK\$'000 千港元	2011 二零一一年 HK\$'000 千港元
Reportable segment liabilities	可呈報分部負債	168,147	75,324
Unallocated liabilities:	未分配負債：		
Unallocated bank borrowings	未分配銀行借貸	37,964	11,616
Unallocated corporate liabilities	未分配企業負債	1,844	1,637
Total liabilities per consolidated balance sheet	綜合資產負債表所列之總負債	207,955	88,577

NOTES TO THE CONSOLIDATED FINANCIAL STATEMENTS

綜合財務報表附註

5 Revenue and segment information

(Continued)

The Group is principally domiciled in Hong Kong and the PRC. The result of its revenue from external customers and non-current assets other than interests in associated companies and financial instruments located in Hong Kong and other countries are summarised below:

Hong Kong	香港
PRC	中國
Singapore	新加坡
Other countries	其他國家

5 收益及分部資料(續)

本集團主要以香港及中國作為註冊地。其位於香港及其他國家之外部客戶收益及非流動資產(於聯營公司之權益及財務工具除外)之業績概述如下：

		Revenue from external customers 外部客戶收益	
		2012 二零一二年 HK\$'000 千港元	2011 二零一一年 HK\$'000 千港元
		85,647	90,373
		213,454	34,229
		40,014	52,312
		19,682	23,255
		358,797	200,169

NOTES TO THE CONSOLIDATED FINANCIAL STATEMENTS

綜合財務報表附註

5 Revenue and segment information

(Continued)

Revenues of approximately HK\$50,437,000 and HK\$40,014,000 (2011: HK\$53,689,000 and HK\$52,312,000) are derived from two single external customers. These revenues are attributable to the television operations segment.

5 收益及分部資料(續)

收益約50,437,000港元及40,014,000港元(二零一一年: 53,689,000港元及52,312,000港元)乃源自兩名單一外部客戶。該等收益乃來自電視業務分部。

**Non-current assets
(other than interests in
associated companies and
financial instruments)
非流動資產(於聯營公司之
權益及財務工具除外)**

		2012 二零一二年 HK\$'000 千港元	2011 二零一一年 HK\$'000 千港元
Hong Kong	香港	430,860	313,634
PRC	中國	141,822	96,981
Other countries	其他國家	19,767	7,170
		592,449	417,785

NOTES TO THE CONSOLIDATED FINANCIAL STATEMENTS

綜合財務報表附註

6 Other (losses)/gains — net

6 其他(虧損)/收益 — 淨額

		2012 二零一二年 HK\$'000 千港元	2011 二零一一年 HK\$'000 千港元
Surplus on revaluation of investment properties (note 16)	投資物業重估盈餘 (附註 16)	35,063	31,001
Surplus on revaluation of a building (note 14(a))	樓宇重估盈餘 (附註 14(a))	—	87
(Loss)/gain on disposal of subsidiaries	出售附屬公司(虧損)/收益	(10,629)	3,265
Gain on disposal of available-for-sale financial assets (note 23(a))	出售可供出售財務資產收益 (附註 23(a))	—	7,055
Impairment loss on available-for-sale financial assets (note 23(a))	可供出售財務資產減值虧損 (附註 23(a))	(527)	(1,261)
Fair value losses on financial assets at fair value through profit or loss (note 23(b))	按公允值計入損益表之財務資產之公允值虧損(附註 23(b))	(31,939)	(10,945)
		(8,032)	29,202

NOTES TO THE CONSOLIDATED FINANCIAL STATEMENTS

綜合財務報表附註

7 Expenses by nature

Expenses included in cost of sales, selling and marketing expenses, and administrative expenses are analysed as follows:

7 按性質劃分之開支

計入銷售成本、銷售及市場推廣開支及行政開支之開支分析如下：

		2012 二零一二年 HK\$'000 千港元	2011 二零一一年 HK\$'000 千港元
Cost of inventories (note 24) (Reversal of)/provision for obsolescence of inventories (note 24)	存貨成本(附註24) 陳舊存貨(回撥)/撥備 (附註24)	6,892	3,629
Amortisation of leasehold land and land use rights (note 13)	租賃土地及土地使用權之攤銷 (附註13)	(179)	633
Depreciation (note 14)	折舊(附註14)	788	788
— owned property, plant and equipment	— 自置物業、機器及設備	10,323	7,987
— leased property, plant and equipment	— 租賃物業、機器及設備	580	311
Loss on disposal of property, plant and equipment (note 32(a))	出售物業、機器及設備之虧損 (附註32(a))	430	—
Amortisation of film rights (note 17)	電影版權攤銷(附註17)	73,844	55,765
Provision for impairment of film rights and films in progress (note 17)	電影版權及攝製中電影減值撥備 (附註17)	14,483	960
Write-off of trade and other receivables	貿易及其他應收款項撇銷	1,651	216
Provision for impairment of amounts due from associated companies (note 18(c))	應收聯營公司款項減值撥備 (附註18(c))	3,706	—
Auditor's remuneration	核數師酬金		
— current year	— 本年度	1,517	1,461
— under-provision in prior years	— 過往年度撥備不足	80	—
Direct operating expenses arising from investment properties that generate rental income (note 16)	產生租金收入之投資物業的直接 經營開支(附註16)	1,553	1,625
Distribution commission expenses	發行佣金開支	9,407	1,427
Employee benefit expenses (including directors' emoluments) (note 12)	僱員福利開支(包括董事酬金) (附註12)	36,275	30,430
Exchange loss	匯兌虧損	849	14
Marketing and promotion expenses	營銷及推廣開支	24,424	6,034
Operating lease rental in respect of buildings	樓宇之經營租約租金	1,926	1,626
Production and origination costs	製作及原創成本	13,675	23,473
Theatre circuits' costs	電影院線成本	116,478	17,888
Transmission costs	傳輸成本	4,565	13,624

NOTES TO THE CONSOLIDATED FINANCIAL STATEMENTS

綜合財務報表附註

8 Finance costs — net

8 融資成本 — 淨額

		2012 二零一二年 HK\$'000 千港元	2011 二零一一年 HK\$'000 千港元
Finance income	財務收入		
— Interest income on short-term bank deposits	— 短期銀行存款之利息收入	462	543
— Interest income on loans to third parties	— 向第三方貸款之利息收入	321	95
		783	638
Finance costs	融資成本		
— Interest on loans and overdrafts	— 貸款及透支之利息	(851)	(652)
— Interest element of finance leases	— 融資租約之利息部份	(42)	(169)
		(893)	(821)
Finance costs — net	融資成本 — 淨額	(110)	(183)

NOTES TO THE CONSOLIDATED FINANCIAL STATEMENTS

綜合財務報表附註

9 Income tax expense

Hong Kong profits tax has been provided at the rate of 16.5% (2011: 16.5%) on the estimated assessable profit for the year. PRC corporate income tax has been provided at the rate of 25% (2011: 25%) on the estimated assessable profit for the year. Taxation on other countries profits has been calculated on the estimated assessable profit for the year at the rates of taxation prevailing in the countries in which the Group operates.

9 所得稅開支

香港利得稅已按照本年度估計應課稅利潤以稅率16.5%（二零一一年：16.5%）作出撥備。中國企業所得稅乃按本年度估計應課稅利潤按25%（二零一一年：25%）作出撥備。其他國家利潤之稅款則按照本年度估計應課稅利潤依本集團經營業務所在國家之現行稅率計算。

		2012 二零一二年 HK\$'000 千港元	2011 二零一一年 HK\$'000 千港元
Current income tax	即期所得稅		
— Hong Kong profits tax	— 香港利得稅	4,411	6,277
— PRC corporate income tax	— 中國企業所得稅	2,968	—
— Over-provision in prior years	— 過往年度超額撥備	(7)	(243)
		7,372	6,034
Deferred income tax (note 31)	遞延所得稅(附註31)	6,311	4,970
Income tax expense	所得稅開支	13,683	11,004

NOTES TO THE CONSOLIDATED FINANCIAL STATEMENTS

綜合財務報表附註

9 Income tax expense (Continued)

The tax on the Group's (loss)/profit before income tax differs from the theoretical amount that would arise using the Hong Kong taxation rate, as follows:

		2012 二零一二年 HK\$'000 千港元	2011 二零一一年 HK\$'000 千港元
(Loss)/profit before income tax	除所得稅前(虧損)/利潤	(1,044)	59,448
Tax calculated at a rate of 16.5% (2011: 16.5%)	按稅率 16.5% (二零一一年：16.5%) 計算之稅項	(172)	9,809
Effect of different taxation rates in other countries	其他國家不同稅率之影響	818	(174)
Income not subject to tax	毋須課稅收入	(624)	(7,865)
Expenses not deductible for tax purposes	不可扣稅開支	9,393	5,160
Tax losses for which no deferred income tax assets was recognised	並無確認遞延所得稅資產之稅項虧損	5,757	4,907
Utilisation of previously unrecognised tax losses	動用過往未確認之稅項虧損	(1,534)	(544)
Associated companies' results reported net of tax	呈報聯營公司業績(扣除稅項)	52	(46)
Over-provision in prior years	過往年度超額撥備	(7)	(243)
Tax charge	稅項開支	13,683	11,004

9 所得稅開支(續)

本集團之除所得稅前(虧損)/利潤之稅項與假若採用香港稅率而計算之理論稅額之差額如下：

10 Loss attributable to owners of the Company

The loss attributable to owners of the Company is dealt with in the financial statements of the Company to the extent of HK\$2,774,000 (2011: HK\$2,225,000) (note 28(b)).

10 本公司擁有人應佔虧損

已於本公司財務報表處理之本公司擁有人應佔虧損為2,774,000港元(二零一一年：2,225,000港元)(附註28(b))。

NOTES TO THE CONSOLIDATED FINANCIAL STATEMENTS

綜合財務報表附註

11 (Loss)/earnings per share

(a) Basic

Basic (loss)/earnings per share is calculated by dividing the loss attributable to owners of the Company of HK\$15,101,000 (2011: profit of HK\$55,000,000) by the weighted average number of ordinary shares of 5,633,035,000 (2011: 5,555,827,000) in issue during the year (note 27).

(b) Diluted

Diluted (loss)/earnings per share is calculated by adjusting the weighted average number of ordinary shares outstanding to assume conversion of all dilutive potential ordinary shares.

For the year ended 31st March 2012, the diluted (loss)/earnings per share was the same as the basic (loss)/earnings per share as there were no outstanding potential ordinary shares during the year (2011: same).

12 Employee benefit expenses (including directors' emoluments)

Wages and salaries	工資及薪金
Social security costs	社保成本
Pension costs — defined contribution plans	退休金成本 — 界定供款計劃

11 每股(虧損)/盈利

(a) 基本

每股基本(虧損)/盈利乃按本公司擁有人應佔虧損15,101,000港元(二零一一年:利潤55,000,000港元)除以年內已發行普通股加權平均數5,633,035,000股(二零一一年:5,555,827,000股)計算(附註27)。

(b) 攤薄

每股攤薄(虧損)/盈利乃經調整已發行普通股加權平均數至假設兌換所有攤薄潛在普通股。

截至二零一二年三月三十一日止年度,由於年內本公司並沒有未行使潛在普通股,故每股攤薄(虧損)/盈利與每股基本(虧損)/盈利相同(二零一一年:相同)。

12 僱員福利開支(包括董事酬金)

	2012 二零一二年 HK\$'000 千港元	2011 二零一一年 HK\$'000 千港元
Wages and salaries	34,221	29,121
Social security costs	1,482	778
Pension costs — defined contribution plans	572	531
	36,275	30,430

NOTES TO THE CONSOLIDATED FINANCIAL STATEMENTS

綜合財務報表附註

12 Employee benefit expenses (including directors' emoluments) (Continued)

(a) Directors' emoluments

The remuneration of all directors for the years ended 31st March 2012 and 2011 is set out below:

Name of Director	董事名稱	2012 二零一二年				2011 二零一一年			
		Fees	Other emoluments – basic salaries, allowances and other benefits in kind	Pension costs – defined contribution plans	Total	Fees	Other emoluments – basic salaries, allowances and other benefits in kind	Pension costs – defined contribution plans	Total
		袍金 HK\$'000 千港元	其他酬金 – 基本薪金、津貼及其他實物利益 HK\$'000 千港元	退休金成本 – 界定供款計劃 HK\$'000 千港元	總計 HK\$'000 千港元	袍金 HK\$'000 千港元	其他酬金 – 基本薪金、津貼及其他實物利益 HK\$'000 千港元	退休金成本 – 界定供款計劃 HK\$'000 千港元	總計 HK\$'000 千港元
Executive directors	執行董事								
Li Kuo Hsing	李國興	–	4,198	12	4,210	–	4,000	12	4,012
Tong Hing Chi	唐慶枝	–	1,516	12	1,528	–	1,430	12	1,442
Chau Kei Leung	周其良	–	827	12	839	–	780	12	792
Non-executive directors	非執行董事								
Chan Ngan Piu	陳銀鏢	126	–	–	126	96	–	–	96
Hugo Shong	熊曉鴿	80	–	–	80	80	–	–	80
Alan Cole-Ford (note (iii))	Alan Cole-Ford (附註(iii))	20	–	–	20	–	–	–	–
Independent non-executive directors	獨立非執行董事								
Lee G. Lam	林家禮	80	–	–	80	80	–	–	80
Wang Huarong	王華蓉	80	–	–	80	80	–	–	80
Cheung Ming Man	張明敏	80	–	–	80	80	–	–	80
		466	6,541	36	7,043	416	6,210	36	6,662

(i) None of the directors has waived any of their emoluments in respect of the years ended 31st March 2012 and 2011.

(ii) The director was appointed on 18th October 2011.

12 僱員福利開支(包括董事酬金)

(續)

(a) 董事酬金

截至二零一二年及二零一一年三月三十一日止年度應付予全體董事之酬金載列如下：

(i) 概無董事放棄截至二零一二年及二零一一年三月三十一日止年度之任何酬金。

(ii) 該董事於二零一一年十月十八日獲委任。

NOTES TO THE CONSOLIDATED FINANCIAL STATEMENTS

綜合財務報表附註

12 Employee benefit expenses (including directors' emoluments) (Continued)

(b) Five highest paid individuals

The five individuals whose emoluments were the highest in the Group for the year include two (2011: three) directors whose emoluments are reflected in the analysis presented above. The emoluments paid or payable to the remaining three (2011: two) individuals during the year are as follows:

Basic salaries, allowances and other benefits in kind	基本薪金、津貼及其他實物利益
Pension costs — defined contribution plans	退休金成本 — 界定供款計劃

The emoluments fell within the following bands:

Nil — HK\$1,000,000	零 — 1,000,000 港元
HK\$1,000,001 — HK\$2,000,000	1,000,001 港元 — 2,000,000 港元

During the years ended 31st March 2012 and 2011, no emoluments have been paid by the Group to the two (2011: three) directors or the three (2011: two) highest paid individuals as an inducement to join or upon joining the Group, or as compensation for loss of office.

12 僱員福利開支(包括董事酬金)(續)

(b) 五位最高薪酬人士

年內，本集團五位最高薪酬人士中，兩名(二零一一年：三名)為董事，其酬金已於上文呈列之分析反映。年內已付或應付予其餘三名(二零一一年：兩名)最高薪酬人士之酬金如下：

2012 二零一二年 HK\$'000 千港元	2011 二零一一年 HK\$'000 千港元
3,259	2,005
24	12
3,283	2,017

酬金範圍如下：

Number of individuals 人數	
2012 二零一二年	2011 二零一一年
1	1
2	1
3	2

截至二零一二年及二零一一年三月三十一日止年度，本集團並無向兩名(二零一一年：三名)董事或三名(二零一一年：兩名)最高薪酬人士支付酬金，作為加入本集團之獎勵或作為離職補償。

NOTES TO THE CONSOLIDATED FINANCIAL STATEMENTS

綜合財務報表附註

12 Employee benefit expenses (including directors' emoluments) (Continued)

(c) Emolument policy

The Group's emoluments (including the directors' emoluments) are determined by the Board of Directors with reference to their contributions in terms of time, effort and their expertise and are reviewed on an annual basis.

(d) Pension schemes arrangement

The Group provides a mandatory provident fund scheme ("MPF Scheme") for its staff in Hong Kong under the requirement of the Hong Kong Mandatory Provident Fund Scheme Ordinance ("MPF Scheme Ordinance"). Under the MPF scheme, the Group's contributions are calculated at 5% of the employees' relevant income as defined in the MPF Scheme Ordinance up to a maximum of HK\$1,000 per employee per month. The employees also contribute a corresponding amount to the MPF Scheme if their relevant income is more than HK\$5,000 per month. All benefits derived from the mandatory contribution must be preserved until the employee reaches the retirement age of 65 subject to certain exceptions. The assets of the MPF scheme are held separately from those of the Group in independently administered funds. The total contribution to the MPF Scheme paid by the Group during the year amounted to HK\$498,000 (2011: HK\$456,000).

12 僱員福利開支(包括董事酬金)

(續)

(c) 酬金政策

本集團之酬金(包括董事酬金)乃由董事會經參考彼等所付出之時間及努力,以及彼等之專業知識而釐定,並會每年作出檢討。

(d) 退休金計劃安排

本集團根據香港強制性公積金計劃條例(「強積金計劃條例」)為其香港員工提供強制性公積金計劃(「強積金計劃」)。根據強積金計劃,本集團之供款按強積金計劃條例所界定之僱員相關收入5%計算,最高為每僱員每月1,000港元。倘僱員之相關收入超過每月5,000港元,則彼等亦須向強積金計劃作出相應金額之供款。除若干例外情況外,強制性供款所產生之全部福利均須予保留,直至僱員年屆65歲退休年齡為止。強積金計劃之資產與本集團之資產分開,由受管理之基金獨立持有。年內,本集團向強積金計劃作出之供款總額為498,000港元(二零一一年:456,000港元)。

NOTES TO THE CONSOLIDATED FINANCIAL STATEMENTS

綜合財務報表附註

12 Employee benefit expenses (including directors' emoluments) (Continued)

(d) Pension schemes arrangement (Continued)

The Group also contributes to a defined contribution retirement scheme (the "Retirement Scheme") which provides retirement benefits to its employees who joined the Group prior to the adoption of the MPF Scheme and chose not to join the MPF Scheme after its adoption. The Retirement Scheme's assets are held in a provident fund (the "Fund") managed by an independent administrator. Under the Retirement Scheme, both the employer and the employees are required to contribute 5% of the basic salary of the employees (up to a maximum of HK\$1,000 per employee) on a monthly basis. The employees are entitled to 100% of the employer's contribution after 10 years of completed service, or at a reduced scale of between 20% and 90% after completion of 2 to 9 years' service, in which case the forfeited contributions are to be used to reduce the employer's contributions. The Group has no legal or constructive obligation to pay further contributions if the fund does not hold sufficient assets to pay the related employee benefits. The aggregate employer's contributions, net of forfeited contributions, which have been dealt with in the consolidated income statement for the year ended 31st March 2012 amounted to HK\$74,000 (2011: HK\$75,000).

At 31st March 2012, there is no forfeited contributions available to reduce future contributions under the Retirement Scheme and contributions totalling HK\$73,000 (2011: HK\$73,000) and HK\$12,000 (2011: HK\$12,000) payable to the MPF Scheme and the Retirement Scheme respectively were included in the consolidated balance sheet.

12 僱員福利開支(包括董事酬金) (續)

(d) 退休金計劃安排(續)

本集團亦向界定供款退休計劃(「退休計劃」)作出供款，退休計劃為於採納強積金計劃前加盟本集團且於採納強積金計劃後並無選擇加入強積金計劃之僱員提供退休福利。退休計劃之資產由獨立管理人管理之公積金(「基金」)持有。根據退休計劃，僱主及僱員均須每月按僱員基本薪金5%作出供款(最高為每僱員1,000港元)。僱員於完成10年服務後有權享有僱主所作出之100%供款，或於完成2至9年服務後，按遞減比例享有20%至90%僱主供款。在此情況下，沒收供款將用作減少僱主之供款。倘基金並無持有足夠資產支付有關僱員福利，則本集團亦無法定或推定責任支付進一步供款。已於截至二零一二年三月三十一日止年度之綜合收益表內處理之僱主供款總額(扣除沒收供款)為74,000港元(二零一一年：75,000港元)。

於二零一二年三月三十一日，並無可供減少根據退休計劃之未來供款之沒收供款，而向強積金計劃及退休計劃作出之供款分別合共73,000港元(二零一一年：73,000港元)及12,000港元(二零一一年：12,000港元)已分別計入綜合資產負債表內。

NOTES TO THE CONSOLIDATED FINANCIAL STATEMENTS

綜合財務報表附註

13 Leasehold land and land use rights — Group

At 1st April 2011 and 2010	於二零一一年及二零一零年 四月一日
Amortisation of leasehold land and land use rights (note 7)	租賃土地及土地使用權之攤銷 (附註7)
At 31st March 2012 and 2011	於二零一二年及二零一一年 三月三十一日

The Group's interests in leasehold land and land use rights represent prepaid operating lease payments and their carrying amounts are analysed as follows:

Held under leases of between 10 to 50 years:	按十至五十年之租約持有：
In Hong Kong	於香港
Outside Hong Kong	於香港境外

13 租賃土地及土地使用權 — 本集團

2012 二零一二年 HK\$'000 千港元	2011 二零一一年 HK\$'000 千港元
31,237	32,025
(788)	(788)
30,449	31,237

本集團於租賃土地及土地使用權之權益指預付經營租約款項，其賬面值分析如下：

2012 二零一二年 HK\$'000 千港元	2011 二零一一年 HK\$'000 千港元
10,979	11,301
19,470	19,936
30,449	31,237

NOTES TO THE CONSOLIDATED FINANCIAL STATEMENTS

綜合財務報表附註

14 Property, plant and equipment — Group

14 物業、機器及設備 — 本集團

		Buildings	Construction in progress	Leasehold improve- ments	Furniture, fixtures and equipment 傢具、裝置 及設備	Motor vehicles 汽車	Total
		樓宇 HK\$'000 千港元	在建工程 HK\$'000 千港元	租賃物業裝修 HK\$'000 千港元	HK\$'000 千港元	HK\$'000 千港元	總計 HK\$'000 千港元
At 1st April 2010	於二零一零年四月一日						
Cost or valuation	成本或估值	89,869	—	14,648	31,320	4,347	140,184
Accumulated depreciation	累計折舊	—	—	(9,921)	(20,270)	(4,141)	(34,332)
Net book amount	賬面淨值	89,869	—	4,727	11,050	206	105,852
Year ended 31st March 2011	截至二零一一年三月三十一日止年度						
Opening net book amount	年初賬面淨值	89,869	—	4,727	11,050	206	105,852
Additions	增加	—	431	3,273	744	1,948	6,396
Depreciation charge (note 7)	折舊開支(附註7)	(2,164)	—	(1,693)	(3,918)	(523)	(8,298)
Revaluation surplus (note (a))	重估盈餘(附註(a))	4,822	—	—	—	—	4,822
Transferred from investment properties (note (g))	轉撥自投資物業(附註(g))	20,648	—	—	—	—	20,648
Transferred to investment properties (note (h))	轉撥至投資物業(附註(h))	(11,300)	—	—	—	—	(11,300)
Exchange differences	匯兌差額	—	8	80	43	5	136
Closing net book amount	年終賬面淨值	101,875	439	6,387	7,919	1,636	118,256
At 31st March 2011	於二零一一年三月三十一日						
Cost or valuation	成本或估值	101,875	439	18,030	32,035	6,300	158,679
Accumulated depreciation	累計折舊	—	—	(11,643)	(24,116)	(4,664)	(40,423)
Net book amount	賬面淨值	101,875	439	6,387	7,919	1,636	118,256
Year ended 31st March 2012	截至二零一二年三月三十一日止年度						
Opening net book amount	年初賬面淨值	101,875	439	6,387	7,919	1,636	118,256
Additions	增加	—	845	7,661	13,876	1,238	23,620
Depreciation charge (note 7)	折舊開支(附註7)	(2,767)	—	(2,038)	(5,365)	(733)	(10,903)
Revaluation surplus (note (a))	重估盈餘(附註(a))	29,682	—	—	—	—	29,682
Transfers	轉撥	—	(439)	439	—	—	—
Disposals (note 32(a))	出售(附註32(a))	—	—	(280)	(280)	—	(560)
Exchange differences	匯兌差額	—	—	211	208	16	435
Closing net book amount	年終賬面淨值	128,790	845	12,380	16,358	2,157	160,530
At 31st March 2012	於二零一二年三月三十一日						
Cost or valuation	成本或估值	128,790	845	25,626	42,732	5,908	203,901
Accumulated depreciation	累計折舊	—	—	(13,246)	(26,374)	(3,751)	(43,371)
Net book amount	賬面淨值	128,790	845	12,380	16,358	2,157	160,530

NOTES TO THE CONSOLIDATED FINANCIAL STATEMENTS

綜合財務報表附註

14 Property, plant and equipment — Group

(Continued)

- (a) Certain leasehold land and land use rights (note 13) and buildings of the Group situated in Hong Kong are held by the Group under a lease agreement dated 25th August 1997 with the Hong Kong Industrial Estates Corporation (the “HKIEC”) which restricts the usage of the premise to the manufacture of optical discs and related business. The Group’s interests in the buildings are transferable subject to the right of first refusal to purchase by the HKIEC.

The buildings were last revaluated on 31st March 2012 by Memfus Wong Surveyors Limited, an independent professional qualified valuer, on a depreciated replacement cost basis, which is the aggregate of the land value in its existing use and the estimated current replacement costs of the buildings less deductions for physical deterioration and all relevant forms of obsolescence and optimisation. The revaluation surplus net of applicable deferred income taxes was credited to buildings revaluation reserve through other comprehensive income. The HKIEC merged with two other corporations in 2001 and is presently known as Hong Kong Science and Technology Parks Corporation.

During the year ended 31st March 2011, revaluation surplus of HK\$4,735,000 and HK\$87,000 has been charged to the other comprehensive income and to other (losses)/gains — net in the consolidated income statement, respectively.

During the year ended 31st March 2012, revaluation surplus of HK\$29,682,000 has been charged to the other comprehensive income.

14 物業、機器及設備 — 本集團

(續)

- (a) 本集團若干租賃土地及土地使用權(附註13)及樓宇乃位於香港，並由本集團根據於一九九七年八月二十五日與香港工業邨公司(「工業邨公司」)訂立之租賃協議持有，該租賃協議將物業限制於用作製作光碟及相關業務。本集團於該等物業之權益可予轉讓，惟工業邨公司擁有優先購買選擇權。

獨立專業合資格估值師黃開基測計師行有限公司按折舊重置成本基準最近期於二零一二年三月三十一日重估該等物業之價值，即根據現有用途之土地價值與估計現有樓宇重置成本之總額減實際損耗及所有相關形式之陳舊及優化後計算。扣除適用遞延所得稅之重估盈餘乃透過其他全面收益計入股東權益之樓宇重估儲備內。工業邨公司於二零零一年與另外兩間公司合併，現時名為香港科技園公司。

截至二零一一年三月三十一日止年度，重估盈餘4,735,000港元及87,000港元已分別自其他全面收益及綜合收益表內之其他(虧損)/收益 — 淨額中扣除。

截至二零一二年三月三十一日止年度，重估盈餘29,682,000港元已自其他全面收益扣除。

NOTES TO THE CONSOLIDATED FINANCIAL STATEMENTS

綜合財務報表附註

14 Property, plant and equipment – Group

(Continued)

- (b) The Group's buildings are stated at valuation and other components of property, plant and equipment are stated at cost. The carrying amount of the buildings would have been HK\$92,803,000 (2011: HK\$95,411,000) had they been stated at historical cost basis.
- (c) At 31st March 2012, the buildings with carrying value of HK\$117,780,000 (2011: HK\$91,605,000) were pledged as security for banking facilities granted to the Group (note 30(a)).
- (d) The Group leases a motor vehicle under non-cancellable finance lease arrangement. The lease term is 2 years, and ownership of the asset lies within the Group. At 31st March 2012, the carrying amount of the motor vehicles held under finance leases was HK\$933,000 (2011: HK\$1,348,000).
- (e) Depreciation expense of HK\$10,903,000 (2011: HK\$8,298,000) has been included in administrative expenses in the consolidated income statement (note 7).
- (f) Lease rental income amounting to HK\$3,000,000 (2011: HK\$3,000,000) relating to the lease of furniture, fixtures and equipment are included in other income in the consolidated income statement (note 5).
- (g) During the year ended 31st March 2011, investment properties with carrying amount of HK\$20,648,000 has been transferred to property, plant and equipment as a result of change in usage (note 16).
- (h) During the year ended 31st March 2011, property, plant and equipment with carrying amount of HK\$11,300,000 has been transferred to investment properties as a result of change in usage (note 16).

14 物業、機器及設備 – 本集團

(續)

- (b) 本集團之樓宇按估值入賬，而物業、機器及設備之其他部分則按成本入賬。倘樓宇按歷史成本基準入賬，則其賬面值將為92,803,000港元(二零一一年：95,411,000港元)。
- (c) 於二零一二年三月三十一日，賬面值為117,780,000港元(二零一一年：91,605,000港元)之樓宇已抵押作為本集團所獲授銀行信貸之擔保(附註30(a))。
- (d) 本集團根據不可撤銷融資租賃安排租賃汽車。租賃期為兩年，而資產之擁有權歸本集團所有。於二零一二年三月三十一日，根據融資租賃持有之汽車之賬面值為933,000港元(二零一一年：1,348,000港元)。
- (e) 折舊開支10,903,000港元(二零一一年：8,298,000港元)已計入綜合收益表之行政開支內(附註7)。
- (f) 有關租賃傢具、裝置及設備之租金收入3,000,000港元(二零一一年：3,000,000港元)計入綜合收益表之其他收入內(附註5)。
- (g) 截至二零一一年三月三十一日止年度內，賬面值20,648,000港元之投資物業已因用途改變而轉撥至物業、機器及設備(附註16)。
- (h) 截至二零一一年三月三十一日止年度內，賬面值11,300,000港元之物業、機器及設備已因用途改變而轉撥至投資物業(附註16)。

NOTES TO THE CONSOLIDATED FINANCIAL STATEMENTS

綜合財務報表附註

15 Intangible assets – Group

15 無形資產 – 本集團

		Contractual supplier	
		relationships	Total
		合約	
		商譽	供應商關係
		HK\$'000	HK\$'000
		千港元	千港元
		商譽	總計
		HK\$'000	HK\$'000
		千港元	千港元
At 1st April 2010 and 31st March 2011	於二零一零年四月一日及 二零一一年三月三十一日		
Cost	成本	22,413	9,029
Accumulated amortisation and impairment	累計攤銷及減值	(22,413)	(9,029)
Net book amount	賬面淨值	—	—
Year ended 31st March 2012	截至二零一二年 三月三十一日止年度		
Opening net book amount	年初賬面淨值	—	—
Disposal of subsidiaries	出售附屬公司	—	—
Closing net book amount	年終賬面淨值	—	—
At 31st March 2012	於二零一二年 三月三十一日		
Cost	成本	—	4,000
Accumulated amortisation and impairment	累計攤銷及減值	—	(4,000)
Net book amount	賬面淨值	—	—

NOTES TO THE CONSOLIDATED FINANCIAL STATEMENTS

綜合財務報表附註

15 Intangible assets — Group (Continued)

Goodwill and contractual supplier relationships of HK\$22,413,000 and HK\$9,029,000 respectively arise from two acquisitions by the Group in 2008 were recognised in the consolidated financial statements for the year ended 31st March 2009.

Management assessed the recoverable amounts of goodwill and contractual supplier relationships by estimating the cash flows expected to be generated from the acquired businesses and determined to make full impairment provision against the goodwill and contractual supplier relationships respectively in the consolidated financial statements for the year ended 31st March 2009.

During the year ended 31st March 2012, certain of the Group's fully impaired goodwill and contractual supplier relationships have been written off upon the disposal of the subsidiaries that gives rise to these intangible assets.

15 無形資產 — 本集團 (續)

因本集團於二零零八年進行之兩項收購產生之商譽及合約供應商關係分別22,413,000港元及9,029,000港元於截至二零零九年三月三十一日止年度之綜合財務報表確認。

管理層透過估計所收購業務預期產生之現金流量評估商譽及合約供應商關係之可收回數額，並決定分別就商譽及合約供應商關係於截至二零零九年三月三十一日止年度綜合財務報表作全數減值撥備。

截至二零一二年三月三十一日止年度，若干本集團已悉數減值之商譽及合約供應商關係已於出售產生該等無形資產之附屬公司時撇銷。

NOTES TO THE CONSOLIDATED FINANCIAL STATEMENTS

綜合財務報表附註

16 Investment properties – Group

16 投資物業 – 本集團

		2012 二零一二年 HK\$'000 千港元	2011 二零一一年 HK\$'000 千港元
At fair value	按公允值		
At 1st April 2011 and 2010	於二零一一年及二零一零年四月一日	146,725	123,898
Additions	增加	649	170
Transferred from property, plant and equipment (note 14(h))	轉撥自物業、機器及設備 (附註14(h))	—	11,300
Transferred to property, plant and equipment (note 14(g))	轉撥至物業、機器及設備 (附註14(g))	—	(20,648)
Surplus on revaluation (note 6)	重估盈餘(附註6)	35,063	31,001
Exchange differences	匯兌差額	973	1,004
		183,410	146,725
At 31st March 2012 and 2011	於二零一二年及二零一一年 三月三十一日		

The following amounts have been recognised in the consolidated income statement for investment properties:

以下金額已就投資物業而於綜合收益表確認：

		2012 二零一二年 HK\$'000 千港元	2011 二零一一年 HK\$'000 千港元
Rental income (note 5)	租金收入(附註5)	6,079	6,904
Direct operating expenses arising from investment properties that generate rental income (note 7)	產生租金收入之投資物業 所產生之直接經營開支 (附註7)	1,553	1,625

NOTES TO THE CONSOLIDATED FINANCIAL STATEMENTS

綜合財務報表附註

16 Investment properties — Group (Continued)

- (a) The investment properties of the Group were revalued on 31st March 2012 by Memfus Wong Surveyors Limited, an independent professional qualified valuer, on the basis of open market value, except for a property with carrying amount of HK\$14,960,000 (2011: HK\$11,635,000), where depreciated replacement cost basis was adopted due to the lack of reliable market information.
- (b) The Group's interests in investment properties at their carrying amounts are analysed as follows:

In Hong Kong, held under:	於香港，按下列租約持有：
Leases of between 10 to 50 years	十至五十年之租約
Outside Hong Kong, held under:	於香港境外，按下列租約持有：
Leases of between 10 to 50 years	十至五十年之租約
Lease of over 50 years	超過五十年之租約

The future aggregate minimum lease receipts under non-cancellable operating leases are set out in note 35(b).

- (c) At 31st March 2012, certain investment properties with an aggregate carrying amount of HK\$96,700,000 (2011: HK\$77,625,000) were pledged as security for banking facilities granted to the Group (note 30(a)).

16 投資物業 — 本集團(續)

- (a) 本集團之投資物業於二零一二年三月三十一日由獨立專業合資格估值師黃開基測計師行有限公司按公開市值重估，惟因缺乏可靠市場資料而採納折舊重置成本基準之賬面值為14,960,000港元(二零一一年：11,635,000港元)物業除外。
- (b) 本集團按其賬面值列賬之投資物業權益分析如下：

2012 二零一二年 HK\$'000 千港元	2011 二零一一年 HK\$'000 千港元
124,710	104,055
56,620	40,900
2,080	1,770
183,410	146,725

根據不可撤銷經營租約應收之未來最低租金總額載於附註35(b)。

- (c) 於二零一二年三月三十一日，賬面總值為96,700,000港元(二零一一年：77,625,000港元)之若干投資物業已抵押作為本集團所獲授銀行信貸之擔保(附註30(a))。

NOTES TO THE CONSOLIDATED FINANCIAL STATEMENTS

綜合財務報表附註

17 Film rights, films in progress and film royalty deposits — Group

17 電影版權、攝製中電影及電影版權按金 — 本集團

		Film rights 電影版權 HK\$'000 千港元	Films in progress 攝製中電影 HK\$'000 千港元	Film royalty deposits 電影版權按金 HK\$'000 千港元	Total 總計 HK\$'000 千港元
At 1st April 2010	於二零一零年四月一日				
Cost	成本	530,267	4,759	15,533	550,559
Accumulated amortisation and impairment	累計攤銷及減值	(475,443)	(918)	—	(476,361)
Net book amount	賬面淨值	54,824	3,841	15,533	74,198
Year ended 31st March 2011	截至二零一一年三月三十一日止年度				
Opening net book amount	年初賬面淨值	54,824	3,841	15,533	74,198
Additions	增加	53,945	31,880	17,709	103,534
Transfers	轉撥	17,174	(1,260)	(15,914)	—
Amortisation charge (note 7)	攤銷費用(附註7)	(55,765)	—	—	(55,765)
Impairment charge (note 7)	減值費用(附註7)	(960)	—	—	(960)
Exchange differences	匯兌差額	—	560	—	560
Closing net book amount	年終賬面淨值	69,218	35,021	17,328	121,567
At 31st March 2011	於二零一一年三月三十一日				
Cost	成本	595,420	35,939	17,328	648,687
Accumulated amortisation and impairment	累計攤銷及減值	(526,202)	(918)	—	(527,120)
Net book amount	賬面淨值	69,218	35,021	17,328	121,567
Year ended 31st March 2012	截至二零一二年三月三十一日止年度				
Opening net book amount	年初賬面淨值	69,218	35,021	17,328	121,567
Additions	增加	51,120	130,852	2,154	184,126
Transfers	轉撥	19,029	(14,235)	(4,794)	—
Amortisation charge (note 7)	攤銷費用(附註7)	(73,844)	—	—	(73,844)
Impairment charge (note 7)	減值費用(附註7)	(12,824)	(1,659)	—	(14,483)
Exchange differences	匯兌差額	—	694	—	694
Closing net book amount	年終賬面淨值	52,699	150,673	14,688	218,060
At 31st March 2012	於二零一二年三月三十一日				
Cost	成本	644,511	153,263	14,688	812,462
Accumulated amortisation and impairment	累計攤銷及減值	(591,812)	(2,590)	—	(594,402)
Net book amount	賬面淨值	52,699	150,673	14,688	218,060

NOTES TO THE CONSOLIDATED FINANCIAL STATEMENTS

綜合財務報表附註

17 Film rights, films in progress and film royalty deposits — Group (Continued)

- (a) Amortisation charge of HK\$73,844,000 (2011: HK\$55,765,000) with respect to film rights has been included in cost of sales in the consolidated income statement (note 7).
- (b) The carrying amounts of film rights and films in progress have been reduced to their recoverable amounts through recognition of provision for impairment losses of HK\$14,483,000 (2011: HK\$960,000) which has been included in cost of sales in the consolidated income statement (note 7).

17 電影版權、攝製中電影及電影版權按金 — 本集團(續)

- (a) 有關電影版權之73,844,000港元(二零一一年: 55,765,000港元)攤銷費用已計入綜合收益表之銷售成本(附註7)。
- (b) 電影版權及攝製中電影之賬面值已透過確認減值虧損撥備14,483,000港元(二零一一年: 960,000港元)減至其可收回數額, 減值虧損撥備已計入綜合收益表之銷售成本(附註7)。

18 Interests in associated companies — Group

18 於聯營公司之權益 — 本集團

		2012 二零一二年 HK\$'000 千港元	2011 二零一一年 HK\$'000 千港元
At 1st April 2011 and 2010	於二零一一年及二零一零年四月一日	276	—
Incorporation of an associated company	成立聯營公司	1	—
Exchange differences	匯兌差額	39	—
Share of (loss)/profit	應佔(虧損)/利潤	(316)	276
Amounts due from associated companies (note (b))	應收聯營公司款項 (附註(b))	45,912	27,667
Less: Provision for impairment of amounts due from associated companies (note (c))	減: 應收聯營公司款項減值撥備 (附註(c))	(27,894)	(24,188)
		18,018	3,755
Less: current portion of amounts due from associated companies	減: 應收聯營公司款項流動部份	(18,018)	(3,479)
At 31st March 2012 and 2011	於二零一二年及二零一一年 三月三十一日	—	276

NOTES TO THE CONSOLIDATED FINANCIAL STATEMENTS

綜合財務報表附註

18 Interests in associated companies — Group (Continued)

- (a) At 31st March 2012, all of the Group's interests in associated companies are unlisted. The Group's principal associated company is:

Name 名稱	Place of incorporation 註冊成立地點	Principal activities 主要業務	Nominal value of issued share capital 已發行股本面值	Percentage of equity interest held by the Group 本集團所持之股權百分比
Hongkongmovie.com Company Limited ("HKM")	Hong Kong	Post production and playout services	100 ordinary shares of HK\$1 each	49%
香港電影網絡有限公司 ("香港電影網絡")	香港	後期製作及播放服務	100 股每股面值 1 港元之普通股	49%

The consolidated financial information of HKM and its subsidiaries is extracted as follows:

香港電影網絡及其附屬公司之綜合財務資料摘錄如下：

		2012 二零一二年 HK\$'000 千港元	2011 二零一一年 HK\$'000 千港元
Total assets	總資產	22,485	30,902
Total liabilities	總負債	(26,191)	(30,338)
Revenue	收益	20,611	28,307
(Loss)/profit for the year	年內(虧損)/利潤	(4,246)	3,830

18 於聯營公司之權益 — 本集團 (續)

- (a) 於二零一二年三月三十一日，本集團於聯營公司之所有權益為非上市。本集團主要聯營公司為：

NOTES TO THE CONSOLIDATED FINANCIAL STATEMENTS

綜合財務報表附註

18 Interests in associated companies — Group (Continued)

(a) (Continued)

During the year ended 31st March 2012, the Group has not recognised losses amounting to HK\$1,816,000 (2011: nil) for HKM. At 31st March 2012, the accumulated losses not recognised were HK\$1,816,000 (2011: nil).

During the year ended 31st March 2012, the Group has no unrecognised losses for Silver Kent Technology Limited, an associated company that has already ceased operation in prior years (2011: unrecognised losses of HK\$20,000). At 31st March 2012, the accumulated losses not recognised were HK\$1,612,000 (2011: HK\$1,612,000).

- (b) The amounts due from associated companies are denominated in HK\$, unsecured, interest-free and have no fixed terms of repayment.
- (c) Movements on the Group's provision for impairment of amounts due from associated companies are as follows:

18 於聯營公司之權益 — 本集團 (續)

(a) (續)

截至二零一二年三月三十一日止年度，本集團並無就香港電影網絡確認虧損1,816,000港元(二零一一年：無)。於二零一二年三月三十一日，未確認之累計虧損為1,816,000港元(二零一一年：無)。

截至二零一二年三月三十一日止年度，本集團並無銀運科技有限公司(一間已於過往年度終止營運的聯營公司)之未確認虧損(二零一一年：未確認虧損20,000港元)。於二零一二年三月三十一日，未確認之累計虧損為1,612,000港元(二零一一年：1,612,000港元)。

- (b) 應收聯營公司款項以港元為單位、無抵押、免息及無固定還款期。
- (c) 本集團應收聯營公司款項減值撥備變動如下：

		2012 二零一二年 HK\$'000 千港元	2011 二零一一年 HK\$'000 千港元
At 1st April 2011 and 2010	於二零一一年及二零一零年 四月一日	24,188	24,188
Provision for impairment of amounts due from associated companies (note 7)	應收聯營公司款項減值撥備 (附註7)	3,706	—
At 31st March 2012 and 2011	於二零一二年及二零一一年 三月三十一日	27,894	24,188

NOTES TO THE CONSOLIDATED FINANCIAL STATEMENTS

綜合財務報表附註

18 Interests in associated companies — Group (Continued)

(c) (Continued)

During the year ended 31st March 2012, the Group decided to make a provision for impairment of amounts due from associated companies of HK\$3,706,000 after taking into account of the associated companies' business developments, financial positions and other factors (2011: nil).

19 Interest in a jointly controlled entity and a jointly controlled operation — Group

(a) Interest in a jointly controlled entity — Group

Interest in a jointly controlled entity, at cost (note (i))	於共同控制實體之權益，按成本(附註(i))	1,083	1,083
Share of loss	應佔虧損	(1,083)	(1,083)
Amount due from a jointly controlled entity (note (ii))	應收共同控制實體款項(附註(ii))	22,333	22,333
Less: Provision for impairment of amount due from a jointly controlled entity (note (iv))	減：應收共同控制實體款項減值撥備(附註(iv))	(22,333)	(22,333)
		—	—

18 於聯營公司之權益 — 本集團 (續)

(c) (續)

截至二零一二年三月三十一日止年度，本集團於考慮聯營公司之業務發展、財務狀況及其他因素後，決定就應收聯營公司款項作出減值撥備3,706,000港元(二零一一年：無)。

19 於共同控制實體及共同控制業務之權益 — 本集團

(a) 於共同控制實體之權益 — 本集團

2012 二零一二年 HK\$'000 千港元	2011 二零一一年 HK\$'000 千港元
1,083	1,083
(1,083)	(1,083)
22,333	22,333
(22,333)	(22,333)
—	—

NOTES TO THE CONSOLIDATED FINANCIAL STATEMENTS

綜合財務報表附註

19 Interest in a jointly controlled entity and a jointly controlled operation — Group

(Continued)

(a) Interest in a jointly controlled entity — Group (Continued)

- (i) This represents the Group's 70% equity interest in Guangdong Tung Ah Audio Video Production Company Limited ("Tung Ah"). The Group's control over Tung Ah is restricted by a provision in the joint venture agreement that requires unanimous approval by all directors present for certain major decisions, notwithstanding the Group having a majority equity interest and the ability to appoint the majority of directors. Accordingly, in the opinion of the directors, the Group does not have unilateral control over Tung Ah and the equity method is used to account for its investment therein.

Particulars of Tung Ah are as follows:

Name	Place of incorporation	Principal activities	Percentage of interest in ownership/voting power/loss sharing held by the Group 本集團所持之擁有權／投票權／分佔虧損之百分比
名稱	註冊成立地點	主要業務	
Guangdong Tung Ah Audio Video Production Company Limited	PRC	Processing and distribution of audio visual products	70%
廣東東亞音像制作有限公司	中國	加工及發行影音產品	70%

Tung Ah has ceased operation in prior years.

19 於共同控制實體及共同控制業務之權益 — 本集團 (續)

(a) 於共同控制實體之權益 — 本集團 (續)

- (i) 款項指本集團所佔廣東東亞音像制作有限公司(「東亞」) 70% 股權。本集團於東亞之控制權受合營協議中一條條文規限，訂明本集團雖持有大部分股權及可委任大多數董事，但若干重要決定須由全體出席之董事一致批准。因此，董事認為，本集團並無擁有東亞之單方面控制權，並以權益法計算本集團在該公司之投資。

東亞之詳情如下：

Name	Place of incorporation	Principal activities	Percentage of interest in ownership/voting power/loss sharing held by the Group 本集團所持之擁有權／投票權／分佔虧損之百分比
名稱	註冊成立地點	主要業務	
Guangdong Tung Ah Audio Video Production Company Limited	PRC	Processing and distribution of audio visual products	70%
廣東東亞音像制作有限公司	中國	加工及發行影音產品	70%

東亞已於過往年度終止營運。

NOTES TO THE CONSOLIDATED FINANCIAL STATEMENTS

綜合財務報表附註

19 Interest in a jointly controlled entity and a jointly controlled operation – Group

(Continued)

(a) Interest in a jointly controlled entity – Group

(Continued)

- (ii) The amount due from the jointly controlled entity is denominated in HK\$, unsecured, interest-free and has no fixed terms of repayment.
- (iii) At 31st March 2012 and 2011, Tung Ah was in a net liabilities position and the Group has shared its loss up to the extent of its investment cost of HK\$1,083,000.
- (iv) There are no movements for the Group's provision for impairment of amount due from a jointly controlled entity for the years ended 31st March 2012 and 2011.

(b) Jointly controlled operation – Group

In November 2009, the Group entered into a jointly controlled operation with an independent third party to develop, operate and distribute a pay television channel to be broadcasted in various countries within Asia. During the year ended 31st March 2012, the share of income from this jointly controlled operation approximated HK\$10,000,000 (2011: HK\$7,983,000). At 31st March 2012 and 2011, the Group does not have any share of contingent liabilities and commitments in respect of this operation.

19 於共同控制實體及共同控制業務之權益 – 本集團(續)

(a) 於共同控制實體之權益 – 本集團

(續)

- (ii) 應收共同控制實體款項以港元為單位、無抵押、免息及無固定還款期。
- (iii) 於二零一二年及二零一一年三月三十一日，東亞處於淨負債狀況，而本集團已以其投資成本1,083,000港元分佔其虧損。
- (iv) 截至二零一二年及二零一一年三月三十一日止年度，本集團應收共同控制實體減值款項撥備概無變動。

(b) 共同控制業務 – 本集團

於二零零九年十一月，本集團與獨立第三方進行共同控制業務，在亞洲不同國家開發、經營及分銷一個收費電視頻道。截至二零一二年三月三十一日止年度內，分佔此共同控制業務之收入約為10,000,000港元(二零一一年：7,983,000港元)。於二零一二年及二零一一年三月三十一日，本集團並無就此業務分佔任何或然負債及承擔。

NOTES TO THE CONSOLIDATED FINANCIAL STATEMENTS

綜合財務報表附註

20 Interests in subsidiaries – Company

20 於附屬公司之權益 – 本公司

		2012 二零一二年 HK\$'000 千港元	2011 二零一一年 HK\$'000 千港元
Unlisted shares, at cost (note (a))	非上市股份，按成本(註(a))	46,010	46,010
Amounts due from subsidiaries (note (b))	應收附屬公司款項(註(b))	655,744	658,536
		701,754	704,546
Less: Provision for impairment of amounts due from subsidiaries (note (c))	減：應收附屬公司款項減值撥備(註(c))	(233,885)	(233,885)
		467,869	470,661

(a) Details of principal subsidiaries are set out in note 38 to the consolidated financial statements.

(a) 主要附屬公司詳情載於本綜合財務報表附註38。

(b) The amounts due from subsidiaries are denominated in HK\$, unsecured, interest-free and have no fixed terms of repayment.

(b) 應收附屬公司款項以港元為單位、無抵押、免息及無固定還款期。

(c) In prior years, the Group decided to make a provision for impairment of amounts due from subsidiaries of HK\$233,885,000 after taking into account of the subsidiaries' business developments, financial positions and other factors. There are no movements for the Company's provision for impairment of amounts due from subsidiaries for the years ended 31st March 2012 and 2011.

(c) 在過往年度，本集團於考慮附屬公司之業務發展、財務狀況及其他因素後，決定就應收附屬公司款項作出減值撥備233,885,000港元。截至二零一二年及二零一一年三月三十一日止年度，本公司應收附屬公司減值撥備概無變動。

NOTES TO THE CONSOLIDATED FINANCIAL STATEMENTS

綜合財務報表附註

21 Financial instruments by category — Group and Company

The accounting policies for financial instruments have been applied to the line items below:

(a) Group

Assets	資產
At 31st March 2012	於二零一二年三月三十一日
Available-for-sale financial assets (note 23(a))	可供出售財務資產 (附註23(a))
Trade and other receivables	貿易及其他應收款項
Amounts due from associated companies (note 18)	應收聯營公司款項 (附註18)
Financial assets at fair value through profit or loss (note 23(b))	按公允值計入損益表之財務資產 (附註23(b))
Pledged bank deposits (note 22(b))	已抵押銀行存款 (附註22(b))
Cash and cash equivalents (note 26)	現金及等同現金項目 (附註26)

21 按類別劃分之財務工具 — 本集團及本公司

財務工具之會計政策已應用於下列各項：

(a) 本集團

Loans and receivables	Available-for-sale financial assets	Financial assets at fair value through profit or loss	Total
貸款及應收款項	可供出售財務資產	按公允值計入損益表之財務資產	總計
HK\$'000	HK\$'000	HK\$'000	HK\$'000
千港元	千港元	千港元	千港元
—	12,553	—	12,553
54,041	—	—	54,041
18,018	—	—	18,018
—	—	49,396	49,396
23,500	—	—	23,500
53,464	—	—	53,464
149,023	12,553	49,396	210,972

NOTES TO THE CONSOLIDATED FINANCIAL STATEMENTS

綜合財務報表附註

21 Financial instruments by category — Group and Company (Continued)

(a) Group (Continued)

Assets	資產	Loans and receivables	Available- for-sale financial assets	Financial assets at fair value through profit or loss	Total
		HK\$'000	HK\$'000	HK\$'000	HK\$'000
		千港元	千港元	千港元	千港元
At 31st March 2011	於二零一一年 三月三十一日				
Available-for-sale financial assets (note 23(a))	可供出售財務資產 (附註23(a))	—	22,096	—	22,096
Trade and other receivables	貿易及其他應收款項	25,275	—	—	25,275
Amounts due from associated companies (note 18)	應收聯營公司款項 (附註18)	3,479	—	—	3,479
Financial assets at fair value through profit or loss (note 23(b))	按公允值計入損益表 之財務資產 (附註23(b))	—	—	51,095	51,095
Pledged bank deposits (note 22(b))	已抵押銀行存款 (附註22(b))	43,500	—	—	43,500
Cash and cash equivalents (note 26)	現金及等同現金項目 (附註26)	102,445	—	—	102,445
		174,699	22,096	51,095	247,890

21 按類別劃分之財務工具 — 本集團及本公司(續)

(a) 本集團(續)

Loans and receivables	Available- for-sale financial assets	Financial assets at fair value through profit or loss	Total
HK\$'000	HK\$'000	HK\$'000	HK\$'000
千港元	千港元	千港元	千港元
貸款及 應收款項	可供出售 財務資產	按公允值 計入損益表 之財務資產	總計
—	22,096	—	22,096
25,275	—	—	25,275
3,479	—	—	3,479
—	—	51,095	51,095
43,500	—	—	43,500
102,445	—	—	102,445
174,699	22,096	51,095	247,890

NOTES TO THE CONSOLIDATED FINANCIAL STATEMENTS

綜合財務報表附註

21 Financial instruments by category – Group and Company (Continued)

(a) Group (Continued)

21 按類別劃分之財務工具 – 本集團及本公司(續)

(a) 本集團(續)

Liabilities	負債	Financial liabilities at amortised cost 按攤銷成本列賬之財務負債 HK\$'000 千港元
At 31st March 2012		
Borrowings (note 30(a))	借貸(附註30(a))	37,964
Obligations under finance leases (note 30(b))	融資租約負債(附註30(b))	252
Trade and other payables (note 29)	貿易及其他應付款項(附註29)	53,901
		92,117
At 31st March 2011		
Borrowings (note 30(a))	借貸(附註30(a))	11,616
Obligations under finance leases (note 30(b))	融資租約負債(附註30(b))	1,007
Trade and other payables (note 29)	貿易及其他應付款項(附註29)	32,765
		45,388

NOTES TO THE CONSOLIDATED FINANCIAL STATEMENTS

綜合財務報表附註

21 Financial instruments by category – Group and Company (Continued)

(b) Company

21 按類別劃分之財務工具 – 本集團及本公司(續)

(b) 本公司

Assets	資產	Loans and receivables 貸款及 應收款項 HK\$'000 千港元
At 31st March 2012		
Amounts due from subsidiaries (note 20)	於二零一二年三月三十一日 應收附屬公司款項(附註20)	421,859
Cash and cash equivalents (note 26)	現金及等同現金項目(附註26)	14
		421,873
At 31st March 2011		
Amounts due from subsidiaries (note 20)	於二零一一年三月三十一日 應收附屬公司款項(附註20)	424,651
Cash and cash equivalents (note 26)	現金及等同現金項目(附註26)	14
		424,665

NOTES TO THE CONSOLIDATED FINANCIAL STATEMENTS

綜合財務報表附註

21 Financial instruments by category – Group and Company (Continued)

(b) Company (Continued)

21 按類別劃分之財務工具 – 本集團及本公司(續)

(b) 本公司(續)

Liabilities	負債	Financial liabilities at amortised cost 按攤銷成本列賬之財務負債 HK\$'000 千港元
At 31st March 2012	於二零一二年三月三十一日	
Other payables (note 29)	其他應付款項(附註29)	279
At 31st March 2011	於二零一一年三月三十一日	
Other payables (note 29)	其他應付款項(附註29)	297

NOTES TO THE CONSOLIDATED FINANCIAL STATEMENTS

綜合財務報表附註

22 Credit quality of financial assets – Group and Company

The credit quality of financial assets that are neither past due nor impaired can be assessed by reference to external credit ratings (if available) or to historical information about counterparty default rates:

(a) Trade receivables – Group

Counterparties without external credit rating	並無外部信貸評級之對方
– Existing customers with no defaults in the past	– 過往並無拖欠紀錄之現有客戶

(b) Pledged bank deposits – Group

Credit rating (Standard & Poor's)	信貸評級(標準普爾)
A-1	A-1
A-2	A-2

22 財務資產之信貸質素 – 本集團及本公司

尚未過期或減值之財務資產之信貸質素可參考外部信貸評級(如有)或有關對方拖欠率之歷史資料進行評估:

(a) 貿易應收款項 – 本集團

2012 二零一二年 HK\$'000 千港元	2011 二零一一年 HK\$'000 千港元
11,729	12,546

(b) 已抵押銀行存款 – 本集團

2012 二零一二年 HK\$'000 千港元	2011 二零一一年 HK\$'000 千港元
23,500	30,000
–	13,500
23,500	43,500

NOTES TO THE CONSOLIDATED FINANCIAL STATEMENTS

綜合財務報表附註

22 Credit quality of financial assets – Group and Company (Continued)

(b) Pledged bank deposits – Group (Continued)

Hong Kong dollar-denominated balances as at 31st March 2012 represent fixed term deposits placed in commercial banks in Hong Kong that are pledged against the banking facilities granted to the Group. Please refer to note 30(a) for further details of the arrangement.

At 31st March 2012, the weighted average effective interest rate per annum of the Group's pledged bank deposits is 0.83% (2011: 0.41%).

(c) Cash and cash equivalents – Group and Company

22 財務資產之信貸質素 – 本集團及本公司(續)

(b) 已抵押銀行存款 – 本集團(續)

於二零一二年三月三十一日以港元為單位之結存指存放於香港商業銀行之定期存款，已抵押作為本集團所獲授銀行信貸之擔保。該安排之進一步詳情請參閱附註30(a)。

於二零一二年三月三十一日，本集團已抵押銀行存款之加權平均實際年利率為0.83厘(二零一一年：0.41厘)。

(c) 現金及等同現金項目 – 本集團及本公司

	Group 本集團		Company 本公司	
	2012 二零一二年 HK\$'000 千港元	2011 二零一一年 HK\$'000 千港元	2012 二零一二年 HK\$'000 千港元	2011 二零一一年 HK\$'000 千港元
Credit rating (Standard & Poor's)	信貸評級 (標準普爾)			
A-1+	—	363	—	—
A-1	52,896	3,804	14	—
A-2	378	97,872	—	14
Cash on hand	190	406	—	—
	53,464	102,445	14	14

NOTES TO THE CONSOLIDATED FINANCIAL STATEMENTS

綜合財務報表附註

23 Financial assets – Group

(a) Available-for-sale financial assets – Group

At 1st April 2011 and 2010	於二零一一年及二零一零年 四月一日
Additions	增加
Disposals	出售
Fair value losses transfer to equity	轉撥至權益之公允值虧損
At 31st March 2012 and 2011	於二零一二年及二零一一年 三月三十一日
Available-for-sale financial assets include the following:	可供出售財務資產包括 下列各項：
Equity securities listed in Hong Kong, at market value	香港上市股本證券， 按市值
Equity securities listed in US, at market value	美國上市股本證券， 按市值
Market value of listed securities	上市證券之市值
Unlisted equity securities	非上市股本證券
Less: Provision for impairment (note (iii))	減：減值撥備(附註(iii))

23 財務資產 – 本集團

(a) 可供出售財務資產 – 本集團

2012 二零一二年 HK\$'000 千港元	2011 二零一一年 HK\$'000 千港元
22,096	45,086
—	1,943
—	(7,600)
(9,543)	(17,333)
12,553	22,096
12,397	21,414
156	682
12,553	22,096
625	625
(625)	(625)
12,553	22,096

NOTES TO THE CONSOLIDATED FINANCIAL STATEMENTS

綜合財務報表附註

23 Financial assets — Group (Continued)

(a) Available-for-sale financial assets — Group (Continued)

Available-for-sale financial assets are denominated in the following currencies:

	2012 二零一二年 HK\$'000 千港元	2011 二零一一年 HK\$'000 千港元
HK\$	12,397	21,414
USD	156	682
	12,553	22,096

- (i) During the year ended 31st March 2011, the Group disposed of available-for-sale financial assets with carrying amounts of HK\$7,600,000. Gain on disposal of HK\$7,055,000 was released from equity and recognised in other (losses)/gains — net in the consolidated income statement (note 6).
- (ii) During the year ended 31st March 2012, the Group made an impairment of HK\$527,000 (2011: HK\$1,261,000) on available-for-sale financial assets. The amount was released from equity and recognised in other (losses)/gains — net in the consolidated income statement (note 6).
- (iii) There are no movements for the Group's provision for impairment of available-for-sale financial assets for the years ended 31st March 2012 and 2011.

23 財務資產 — 本集團(續)

(a) 可供出售財務資產 — 本集團(續)

可供出售財務資產以下列貨幣列值：

	2012 二零一二年 HK\$'000 千港元	2011 二零一一年 HK\$'000 千港元
HK\$	12,397	21,414
USD	156	682
	12,553	22,096

- (i) 截至二零一一年三月三十一日止年度內，本集團出售賬面值7,600,000港元之可供出售財務資產。出售收益7,055,000港元自權益撥回，並於綜合收益表之其他(虧損)/收益 — 淨額確認(附註6)。
- (ii) 截至二零一二年三月三十一日止年度內，本集團就可供出售財務資產作出減值527,000港元(二零一一年：1,261,000港元)。款項自權益撥回，並於綜合收益表之其他(虧損)/收益 — 淨額確認(附註6)。
- (iii) 截至二零一二年及二零一一年三月三十一日止年度，本集團可供出售財務資產之減值撥備概無變動。

NOTES TO THE CONSOLIDATED FINANCIAL STATEMENTS

綜合財務報表附註

23 Financial assets — Group (Continued)

(b) Financial assets at fair value through profit or loss — Group

At 1st April 2011 and 2010	於二零一一年及二零一零年 四月一日
Additions	增加
Disposals	出售
Fair value losses (note 6)	公允價值虧損(附註6)
At 31st March 2012 and 2011	於二零一二年及二零一一年 三月三十一日

At 31st March 2012, all of the financial assets at fair value through profit or loss are equity securities listed in Hong Kong and denominated in HK\$ (2011: same), except for a balance of HK\$1,552,000 (2011: HK\$4,840,000) which is equity securities listed in UK and denominated in USD. At 31st March 2012, the financial assets at fair value through profit or loss are stated at their market values (2011: same).

At 31st March 2012, certain financial assets at fair value through profit or loss with an aggregate carrying amount of HK\$19,849,000 (2011: HK\$22,510,000) were pledged as security for banking facilities granted to the Group (note 30(a)).

Financial assets at fair value through profit or loss are presented within operating activities as part of changes in working capital in the cash flow statement (note 32(a)).

23 財務資產 — 本集團(續)

(b) 按公允價值計入損益表之財務資產 — 本集團

2012 二零一二年 HK\$'000 千港元	2011 二零一一年 HK\$'000 千港元
51,095	50,124
30,240	12,303
—	(387)
(31,939)	(10,945)
49,396	51,095

於二零一二年三月三十一日，所有按公允價值計入損益表之財務資產均為香港上市股本證券及以港元為單位(二零一一年：相同)，惟結餘1,552,000港元(二零一一年：4,840,000港元)為於英國上市之股本證券及以美元為單位。於二零一二年三月三十一日，按公允價值計入損益表之財務資產按其市值列賬(二零一一年：相同)。

於二零一二年三月三十一日，賬面總值為19,849,000港元(二零一一年：22,510,000港元)之若干按公允價值計入損益表之財務資產已抵押作為本集團所獲授銀行信貸之擔保(附註30(a))。

按公允價值計入損益之財務資產乃在現金流量表作為營運資金變動之一部份於經營業務內呈列(附註32(a))。

NOTES TO THE CONSOLIDATED FINANCIAL STATEMENTS

綜合財務報表附註

23 Financial assets — Group (Continued)

(b) Financial assets at fair value through profit or loss — Group (Continued)

Fair value losses on financial assets at fair value through profit or loss of HK\$31,939,000 (2011: HK\$10,945,000) has been included in other (losses)/gains — net in the consolidated income statement (note 6).

The fair value of all equity securities is based on their current bid prices in an active market.

24 Inventories — Group

Finished goods	製成品
Less: provision for obsolete inventories	減：陳舊存貨撥備

Inventories mainly comprise audio visual products. The cost of inventories recognised as expense and included in cost of sales in the consolidated income statement amounted to HK\$6,892,000 (2011: HK\$3,629,000) (note 7). A reversal of provision for obsolescence of inventories of HK\$179,000 (2011: provision for obsolescence of HK\$633,000) has been included in cost of sales in the consolidated income statement (note 7).

23 財務資產 — 本集團(續)

(b) 按公允價值計入損益表之財務資產 — 本集團(續)

按公允價值計入損益表之財務資產之公允價值虧損31,939,000港元(二零一一年：10,945,000港元)已計入綜合收益表之其他(虧損)/收益 — 淨額(附註6)。

所有股本證券之公允價值根據其於活躍市場之現行買入價計算。

24 存貨 — 本集團

2012 二零一二年 HK\$'000 千港元	2011 二零一一年 HK\$'000 千港元
6,759	11,092
(5,181)	(5,360)
1,578	5,732

存貨主要包括影音產品。確認為開支並計入綜合收益表銷售成本之存貨成本為6,892,000港元(二零一一年：3,629,000港元)(附註7)。陳舊存貨回撥179,000港元(二零一一年：撥備633,000港元)已計入綜合收益表之銷售成本(附註7)。

NOTES TO THE CONSOLIDATED FINANCIAL STATEMENTS

綜合財務報表附註

25 Trade and other receivables — Group

25 貿易及其他應收款項 — 本集團

		2012 二零一二年 HK\$'000 千港元	2011 二零一一年 HK\$'000 千港元
Trade receivables	貿易應收款項	41,877	37,076
Less: provision for impairment of trade receivables	減：貿易應收款項減值撥備	(22,596)	(22,596)
Trade receivables — net	貿易應收款項 — 淨額	19,281	14,480
Prepayments	預付款項	3,892	3,983
Deposits and other receivables	按金及其他應收款項	34,760	10,795
		57,933	29,258
Less: Other receivables — non current portion	減：其他應收款項 — 非流動部分	(5,694)	—
Current portion	流動部分	52,239	29,258

The carrying amounts of the Group's trade and other receivables approximate to their fair values due to their short maturities or carry at floating interest rates (2011: same).

At 31st March 2012, trade and other receivables are unsecured and interest-free, except for an other receivable of HK\$5,942,000 (2011: nil) is interest bearing at Hong Kong prime rate plus 2% per annum and secured by (i) first legal charge over a property in Hong Kong with fair value of HK\$12,983,000 (2011: nil); and (ii) a separate all moneys guarantee and indemnity executed by a third party individual (2011: nil), of which HK\$5,694,000 (2011: nil) is not repayable within the next twelve months as at the balance sheet date.

由於貿易及其他應收款項之到期日短或按浮動利率計息，故本集團貿易及其他應收款項之賬面值與其公允值相若(二零一一年：相同)。

於二零一二年三月三十一日，貿易及其他應收款項為無抵押及免息，惟5,942,000港元(二零一一年：零)之其他應收款項乃按香港最優惠利率加2厘計息，並以(i)公允值為12,983,000港元之香港物業之法定押記(二零一一年：零)；及(ii)第三方獨立人士簽立之獨立全額擔保及彌償保證(二零一一年：零)作抵押，其中5,694,000港元(二零一一年：零)不需於資產負債表日期後十二個月內償還。

NOTES TO THE CONSOLIDATED FINANCIAL STATEMENTS

綜合財務報表附註

25 Trade and other receivables — Group

(Continued)

The Group's credit terms to trade receivables generally range from 7 to 90 days (2011: same).

The ageing analysis of trade receivables is as follows:

	2012 二零一二年 HK\$'000 千港元	2011 二零一一年 HK\$'000 千港元
Current to 3 months	18,526	14,030
4 to 6 months	267	450
Over 6 months	23,084	22,596
	41,877	37,076

At 31st March 2012, trade receivables of HK\$7,552,000 (2011: HK\$1,934,000) were past due but not impaired. These relate to a number of independent customers for whom there is no recent history of default. The ageing analysis of these trade receivables is as follows:

	2012 二零一二年 HK\$'000 千港元	2011 二零一一年 HK\$'000 千港元
Up to 3 months	6,797	1,485
Over 3 months	755	449
	7,552	1,934

At 31st March 2012, trade receivables of HK\$22,596,000 (2011: HK\$22,596,000) were impaired and fully provided for. The individually impaired receivables mainly relate to a long-outstanding customer, which is in unexpectedly difficult financial situation.

25 貿易及其他應收款項 — 本集團 (續)

本集團貿易應收款項之信貸期一般介乎7至90日(二零一一年：相同)。

貿易應收款項之賬齡分析如下：

	2012 二零一二年 HK\$'000 千港元	2011 二零一一年 HK\$'000 千港元
Current to 3 months	18,526	14,030
4 to 6 months	267	450
Over 6 months	23,084	22,596
	41,877	37,076

於二零一二年三月三十一日，貿易應收款項7,552,000港元(二零一一年：1,934,000港元)已逾期但未減值。該等應收款項與多名並無近期拖欠紀錄之獨立客戶有關。該等貿易應收款項之賬齡分析如下：

	2012 二零一二年 HK\$'000 千港元	2011 二零一一年 HK\$'000 千港元
Up to 3 months	6,797	1,485
Over 3 months	755	449
	7,552	1,934

於二零一二年三月三十一日，貿易應收款項22,596,000港元(二零一一年：22,596,000港元)已減值及全數撥備。個別減值應收款項主要與一名處於意料以外之經濟困難之長期客戶有關。

NOTES TO THE CONSOLIDATED FINANCIAL STATEMENTS

綜合財務報表附註

25 Trade and other receivables — Group

(Continued)

The carrying amounts of the Group's trade and other receivables are denominated in the following currencies:

HK\$	港元
RMB	人民幣
NTD	新台幣
Japanese Yen ("JPY")	日圓

25 貿易及其他應收款項 — 本集團 (續)

本集團貿易及其他應收款項之賬面值乃以下列貨幣列值：

2012 二零一二年 HK\$'000 千港元	2011 二零一一年 HK\$'000 千港元
20,368	10,714
35,165	16,455
2,400	667
—	1,422
57,933	29,258

Movements on the Group's provision for impairment of trade receivables are as follows:

本集團貿易應收款項減值撥備之變動如下：

	HK\$'000 千港元
At 1st April 2010, 31st March 2011 and 2012	22,596
於二零一零年四月一日、二零一一年及二零一二年三月三十一日	

The creation and release of provision for impaired receivables have been included in administrative expenses in the consolidated income statement (note 7). Amounts charged to the allowance account are generally written off, when there is no expectation of recovering additional cash.

應收款項減值撥備之設立及解除已計入綜合收益表作為行政開支一部份(附註7)。自撥備賬扣除之金額一般於預期不會收回額外現金時撇銷。

The maximum exposure to credit risk at the reporting date is the carrying value of each class of receivable mentioned above.

於呈報日之最高信貸風險為上述各類應收款項之賬面值。

NOTES TO THE CONSOLIDATED FINANCIAL STATEMENTS

綜合財務報表附註

26 Cash and cash equivalents — Group and Company

26 現金及等同現金項目 — 本集團及本公司

	Group 本集團		Company 本公司	
	2012 二零一二年 HK\$'000 千港元	2011 二零一一年 HK\$'000 千港元	2012 二零一二年 HK\$'000 千港元	2011 二零一一年 HK\$'000 千港元
Cash at bank and on hand 銀行及庫存現金	53,319	19,341	14	14
Short-term bank deposits 短期銀行存款	145	83,104	—	—
	53,464	102,445	14	14

Cash and cash equivalents are denominated in the following currencies:

現金及等同現金項目以下列貨幣列值：

	Group 本集團		Company 本公司	
	2012 二零一二年 HK\$'000 千港元	2011 二零一一年 HK\$'000 千港元	2012 二零一二年 HK\$'000 千港元	2011 二零一一年 HK\$'000 千港元
HK\$ 港元	7,587	85,758	14	14
RMB 人民幣	35,763	7,773	—	—
SGD 新加坡元	4,933	—	—	—
NTD 新台幣	4,460	6,044	—	—
JPY 日圓	513	1,081	—	—
USD 美元	208	1,789	—	—
	53,464	102,445	14	14

NOTES TO THE CONSOLIDATED FINANCIAL STATEMENTS

綜合財務報表附註

26 Cash and cash equivalents — Group and Company (Continued)

Cash, cash equivalents and bank overdrafts include the following for the purposes of the consolidated cash flow statement:

Cash and cash equivalents	現金及等同現金項目
Bank overdrafts (note 30)	銀行透支(附註30)

The effective interest rate on short-term bank deposits was 0.81% (2011: 0.43%) per annum as at 31st March 2012. These deposits have an average maturity of 87 days (2011: 35 days).

26 現金及等同現金項目 — 本集團及本公司(續)

就綜合現金流量表而言，現金、等同現金項目及銀行透支包括以下各項：

		Group 本集團
		2012 二零一二年 HK\$'000 千港元
		2011 二零一一年 HK\$'000 千港元
		102,445
		(4,523)
		34,958
		97,922

於二零一二年三月三十一日，短期銀行存款之實際年利率為0.81厘(二零一一年：0.43厘)。該等存款之平均期限為87日(二零一一年：35日)。

NOTES TO THE CONSOLIDATED FINANCIAL STATEMENTS

綜合財務報表附註

27 Share capital and premium — Group and Company

27 股本及溢價 — 本集團及本公司

		Share capital 股本			
		Ordinary share of HK\$0.02 each 每股面值0.02港元之普通股			
		2012 二零一二年		2011 二零一一年	
		Number of shares 股份數目		Number of shares 股份數目	
		'000 千股	HK\$'000 千港元	'000 千股	HK\$'000 千港元
Authorised	法定				
At 1st April 2010, 31st March 2011 and 2012	於二零一零年四月一日、 二零一一年及 二零一二年三月 三十一日	15,000,000	300,000	15,000,000	300,000
Issued and fully paid	已發行及繳足				
At 1st April 2011 and 2010	於二零一一年及 二零一零年四月一日	5,633,035	112,661	4,910,455	98,209
Issuance of ordinary shares in relation to share placement (note (a))	就配售股份發行普通股 (附註(a))	—	—	722,580	14,452
At 31st March 2012 and 2011	於二零一二年及 二零一一年三月 三十一日	5,633,035	112,661	5,633,035	112,661
		Share premium 股份溢價			
		2012 二零一二年		2011 二零一一年	
		HK\$'000 千港元		HK\$'000 千港元	
At 1st April 2011 and 2010	於二零一一年及二零一零年 四月一日	126,733		—	
Issuance of ordinary shares in relation to share placement (note (a))	就配售股份發行普通股(附註(a))	—		126,733	
At 31st March 2012 and 2011	於二零一二年及二零一一年 三月三十一日	126,733		126,733	

NOTES TO THE CONSOLIDATED FINANCIAL STATEMENTS

綜合財務報表附註

27 Share capital and premium — Group and Company (Continued)

- (a) During the year ended 31st March 2011, the Company completed a share placement, whereby 722,580,000 shares, representing 12.8% of the enlarged share capital of the Group, were allotted and issued to subscribers at a price of HK\$0.208 per share. Total gross proceeds from the share placement approximated HK\$150,297,000. The excess of the issue price over the par value of the shares, net with directly attributable transaction costs, which approximated HK\$126,733,000 was credited to the share premium account.

28 Reserves — Group and Company

(a) Group

Share redemption reserve	股份贖回儲備
Contributed surplus (note (ii))	繳入盈餘(附註(ii))
Exchange difference	匯兌差額
Buildings revaluation reserve	樓宇重估儲備
Available-for-sale financial assets revaluation reserve	可供出售財務資產重估儲備
Retained earnings	保留盈利

- (i) Movements of each component of the reserves are set out in the consolidated statement of changes in equity.
- (ii) The contributed surplus of the Group represents the credit arising from the reduction of share capital during the year ended 31st March 1999, and the transfer from share premium during the year ended 31st March 2010 (note 28 (b)(i)).

27 股本及溢價 — 本集團及本公司(續)

- (a) 截至二零一一年三月三十一日止年度內，本公司完成股份配售，據此，認購人按每股0.208港元之價格獲配發及發行722,580,000股股份(佔本集團之經擴大股本12.8%)。股份配售之所得款項總額合共約為150,297,000港元。發行價超過股份面值之差額扣除直接應佔交易成本後約126,733,000港元計入股份溢價賬。

28 儲備 — 本集團及本公司

(a) 本集團

	2012 二零一二年 HK\$'000 千港元	2011 二零一一年 HK\$'000 千港元
	12	12
	189,009	189,009
	1,889	(1,910)
	41,187	16,339
	10,519	19,535
	112,756	127,857
	355,372	350,842

- (i) 儲備各部分之變動載於綜合權益變動表。
- (ii) 本集團之繳入盈餘指於截至一九九九年三月三十一日止年度削減股本及截至二零一零年三月三十一日止年度轉撥自股份溢價(附註28(b)(i))所產生之進賬。

NOTES TO THE CONSOLIDATED FINANCIAL STATEMENTS

綜合財務報表附註

28 Reserves — Group and Company

(Continued)

(b) Company

28 儲備 — 本集團及本公司 (續)

(b) 本公司

		Share redemption reserve	Contributed surplus	Accumulated losses	Total
		股份贖回儲備	繳入盈餘	累計虧損	總計
		HK\$'000	HK\$'000	HK\$'000	HK\$'000
		千港元	千港元	千港元	千港元
			(note (i)) (附註(i))		
At 1st April 2010	於二零一零年四月一日	12	235,020	(1,486)	233,546
Loss for the year (note 10)	年內虧損(附註10)	—	—	(2,225)	(2,225)
At 31st March 2011	於二零一一年三月三十一日	12	235,020	(3,711)	231,321
At 1st April 2011	於二零一一年四月一日	12	235,020	(3,711)	231,321
Loss for the year (note 10)	年內虧損(附註10)	—	—	(2,774)	(2,774)
At 31st March 2012	於二零一二年三月三十一日	12	235,020	(6,485)	228,547

NOTES TO THE CONSOLIDATED FINANCIAL STATEMENTS

綜合財務報表附註

28 Reserves — Group and Company

(Continued)

(b) Company (Continued)

- (i) The contributed surplus of the Company represents the difference between the par value of the Company's shares issued in exchange for the issued share capital of the subsidiaries and the net asset value of the subsidiaries acquired, the credit arising from the reduction of share capital during the year ended 31st March 1999 and the transfer from share premium during the year ended 31st March 2010. Under the Companies Act 1981 of Bermuda (as amended), the contributed surplus shall not be distributable if these are reasonable grounds for believing that:

- (1) the Company is, or would after the payment be, unable to pay its liabilities as they become due; or
- (2) the realisable value of the Company's assets would thereby be less than the aggregate of its liabilities and its issued share capital and share premium account.

On 21st December 2009, a special resolution was passed to cancel the share premium to eliminate the accumulated losses of the Company as of 22nd December 2009, and the remaining balance of the credit arising therefrom be credited to the contributed surplus account of the Company.

28 儲備 — 本集團及本公司(續)

(b) 本公司(續)

- (i) 本公司之繳入盈餘指本公司為換取附屬公司已發行股本而發行之股份面值與所收購附屬公司資產淨值之差額、於截至一九九九年三月三十一日止年度削減股本及於截至二零一零年三月三十一日止年度自股份溢價轉撥而產生之進賬。根據百慕達一九八一年公司法(經修訂)，倘有合理理據可相信下列各項，則繳入盈餘不可供分派：

- (1) 本公司現時或於作出付款後無法於其負債到期時支付負債；或
- (2) 本公司資產之可變現價值將因而少於其負債及其已發行股本以及股份溢價賬之總和。

於二零零九年十二月二十一日，一項特別決議案獲通過以註銷股份溢價，以抵銷本公司於二零零九年十二月二十二日之累計虧損，而由此產生之進賬則計入本公司之繳入盈餘賬。

NOTES TO THE CONSOLIDATED FINANCIAL STATEMENTS

綜合財務報表附註

29 Trade and other payables – Group and Company

	Group 本集團	Company 本公司
Trade payables	貿易應付款項	
Other payables and accruals	其他應付款項及應計費用	

29 貿易及其他應付款項 – 本集團及本公司

	Group 本集團		Company 本公司	
	2012 二零一二年 HK\$'000 千港元	2011 二零一一年 HK\$'000 千港元	2012 二零一二年 HK\$'000 千港元	2011 二零一一年 HK\$'000 千港元
Trade payables	2,646	4,011	—	—
Other payables and accruals	51,255	28,754	279	297
	53,901	32,765	279	297

The ageing analysis of trade payables is as follows:

Current to 3 months	即期至三個月
4 to 6 months	四至六個月
Over 6 months	超過六個月

貿易應付款項之賬齡分析如下：

	Group 本集團	
	2012 二零一二年 HK\$'000 千港元	2011 二零一一年 HK\$'000 千港元
Current to 3 months	1,204	2,209
4 to 6 months	—	—
Over 6 months	1,442	1,802
	2,646	4,011

NOTES TO THE CONSOLIDATED FINANCIAL STATEMENTS

綜合財務報表附註

29 Trade and other payables — Group and Company (Continued)

The carrying amounts of the Group's and the Company's trade and other payables approximate to their fair values, and are denominated in the following currencies:

29 貿易及其他應付款項 — 本集團及本公司(續)

本集團及本公司之貿易及其他應付款項之賬面值與其公允值相若，並以下列貨幣列值：

		Group		Company	
		本集團		本公司	
		2012	2011	2012	2011
		二零一二年	二零一一年	二零一二年	二零一一年
		HK\$'000	HK\$'000	HK\$'000	HK\$'000
		千港元	千港元	千港元	千港元
HK\$	港元	24,539	14,203	279	297
RMB	人民幣	27,974	9,023	—	—
USD	美元	1,145	7,517	—	—
JPY	日圓	186	1,717	—	—
NTD	新台幣	57	305	—	—
		53,901	32,765	279	297

NOTES TO THE CONSOLIDATED FINANCIAL STATEMENTS

綜合財務報表附註

30 Borrowings and obligations under finance leases — Group

30 借貸及融資租約負債 — 本集團

		2012 二零一二年 HK\$'000 千港元	2011 二零一一年 HK\$'000 千港元
Bank overdrafts, secured	銀行透支，有抵押	18,506	4,523
Secured bank loans — current portion	有抵押銀行貸款 — 流動部份	13,952	858
Bank borrowings — current portion	銀行借貸 — 流動部份	32,458	5,381
Secured bank loans — non-current portion	有抵押銀行貸款 — 非流動部份	5,506	6,235
Total borrowings (note (a))	借貸總額(附註(a))	37,964	11,616
Obligations under finance leases (note (b))	融資租約負債(附註(b))		
— Current portion	— 流動部份	252	755
— Non-current portion	— 非流動部份	—	252
		252	1,007

NOTES TO THE CONSOLIDATED FINANCIAL STATEMENTS

綜合財務報表附註

30 Borrowings and obligations under finance leases – Group (Continued)

(a) Borrowings

The Group's borrowings are repayable as follows:

		2012 二零一二年 HK\$'000 千港元	2011 二零一一年 HK\$'000 千港元
Within 1 year	1 年內	32,458	5,381
Between 1 to 2 years	1 至 2 年內	1,017	902
Between 2 to 5 years	2 至 5 年內	3,484	3,140
		36,959	9,423
Later than 5 years	5 年後	1,005	2,193
		37,964	11,616

The carrying amounts of the Group's borrowings are denominated in the following currencies:

		2012 二零一二年 HK\$'000 千港元	2011 二零一一年 HK\$'000 千港元
HK\$	港元	31,506	4,523
RMB	人民幣	6,458	7,093
		37,964	11,616

30 借貸及融資租約負債 – 本集團 (續)

(a) 借貸

本集團借貸須於下列期間償還：

		2012 二零一二年 HK\$'000 千港元	2011 二零一一年 HK\$'000 千港元
Within 1 year	1 年內	32,458	5,381
Between 1 to 2 years	1 至 2 年內	1,017	902
Between 2 to 5 years	2 至 5 年內	3,484	3,140
		36,959	9,423
Later than 5 years	5 年後	1,005	2,193
		37,964	11,616

本集團借貸之賬面值以下列貨幣列值：

		2012 二零一二年 HK\$'000 千港元	2011 二零一一年 HK\$'000 千港元
HK\$	港元	31,506	4,523
RMB	人民幣	6,458	7,093
		37,964	11,616

NOTES TO THE CONSOLIDATED FINANCIAL STATEMENTS

綜合財務報表附註

30 Borrowings and obligations under finance leases – Group (Continued)

(a) Borrowings (Continued)

At 31st March 2012, banking facilities amounting to HK\$73,888,000 (2011: HK\$73,575,000) granted by banks to the Group are secured by the following:

- (i) legal charges over certain of the Group's buildings with carrying value of HK\$117,780,000 (2011: HK\$91,605,000) (note 14(c)) and certain investment properties with carrying value of HK\$96,700,000 (2011: HK\$77,625,000) (note 16);
- (ii) corporate guarantees executed by the Company (note 33);
- (iii) pledged bank deposits of HK\$23,500,000 (2011: HK\$43,500,000) of the Group (note 22(b));
- (iv) financial assets at fair value through profit or loss of HK\$19,849,000 (2011: HK\$22,510,000) of the Group (note 23(b)).

At 31st March 2012, the Group's bank borrowings bear floating interest rates of Hong Kong Inter-bank Offered Rate ("HIBOR") plus 0.25% p.a. to 2.5% p.a. and five-year benchmark interest rate for Renminbi-denominated loans by The People's Bank of China ("PBC"). The weighted average effective interest rate per annum of the Group's bank borrowings as at 31st March 2012 is 2.67%.

30 借貸及融資租約負債 — 本集團 (續)

(a) 借貸 (續)

於二零一二年三月三十一日，金額為73,888,000港元(二零一一年：73,575,000港元)之銀行信貸已獲銀行授予本集團，並由以下作抵押：

- (i) 賬面值為117,780,000港元(二零一一年：91,605,000港元)(附註14(c))之本集團若干樓宇及賬面值為96,700,000港元(二零一一年：77,625,000港元)之若干投資物業之法定押記(附註16)；
- (ii) 本公司簽立之公司擔保(附註33)；
- (iii) 本集團已抵押銀行存款23,500,000港元(二零一一年：43,500,000港元)(附註22(b))；
- (iv) 本集團按公允值計入損益表之財務資產19,849,000港元(二零一一年：22,510,000港元)(附註23(b))。

於二零一二年三月三十一日，本集團之銀行借貸按香港銀行同業拆息(「香港銀行同業拆息」)加0.25厘至2.5厘之浮動利率及中國人民銀行(「中國人民銀行」)人民幣貸款之五年期基準利率計息。於二零一二年三月三十一日，本集團銀行借貸之加權平均實際年利率為2.67厘。

NOTES TO THE CONSOLIDATED FINANCIAL STATEMENTS

綜合財務報表附註

30 Borrowings and obligations under finance leases — Group (Continued)

(a) Borrowings (Continued)

At 31st March 2011, the Group's bank borrowings bear floating interest rates of HIBOR plus 0.25% p.a. to 1% p.a. and five-year benchmark interest rate for Renminbi-denominated loans by PBC. The weighted average effective interest rate per annum of the Group's bank borrowings as at 31st March 2011 is 4.27%.

The carrying amounts of the borrowings approximate their fair values at 31st March 2012 as the borrowings carry at floating interest rates (2011: same).

(b) Obligations under finance leases

Lease liabilities are effectively secured as the rights to the leased asset are reverted to the lessor in the event of default.

The Group's finance lease liabilities are repayable as follows:

30 借貸及融資租約負債 — 本集團 (續)

(a) 借貸 (續)

於二零一一年三月三十一日，本集團之銀行借貸按香港銀行同業拆息加0.25厘至1厘之浮動利率及中國人民銀行人民幣貸款之五年期基準利率計息。於二零一一年三月三十一日，本集團銀行借貸之加權平均實際年利率為4.27厘。

由於借貸按浮動利率計息，故借貸之賬面值與其於二零一二年三月三十一日之公允值相若(二零一一年：相同)。

(b) 融資租約負債

由於違約時租約資產之權利歸還予出租人，故租約負債實際上為有抵押。

本集團融資租約負債須於下列期間償還：

		2012 二零一二年 HK\$'000 千港元	2011 二零一一年 HK\$'000 千港元
Gross finance lease liabilities — minimum lease payments	融資租約負債總額 — 最低租約款項		
Within 1 year	一年內	265	797
Later than 1 year and no later than 5 years	一年後但五年內	—	265
		265	1,062
Future finance charges on finance leases	融資租約之未來財務支出	(13)	(55)
Present value of finance lease liabilities	融資租約負債之現值	252	1,007

NOTES TO THE CONSOLIDATED FINANCIAL STATEMENTS

綜合財務報表附註

30 Borrowings and obligations under finance leases — Group (Continued)

(b) Obligations under finance leases (Continued)

The present value of finance lease liabilities is repayable as follows:

	2012	2011
	二零一二年	二零一一年
	HK\$'000	HK\$'000
	千港元	千港元
Within 1 year	252	755
Later than 1 year and no later than 5 years	—	252
	252	1,007

31 Deferred income tax — Group

Deferred income tax assets and liabilities are offset when there is a legally enforceable right to offset current income tax assets against current income tax liabilities and when the deferred income tax assets and liabilities relate to income taxes levied by the same taxation authority on either the taxable entity or different taxable entities where there is an intention to settle the balances on a net basis. The analysis of deferred income tax assets and deferred income tax liabilities is as follows:

30 借貸及融資租約負債 — 本集團 (續)

(b) 融資租約負債 (續)

融資租約負債之現值須於下列期間償還：

	2012	2011
	二零一二年	二零一一年
	HK\$'000	HK\$'000
	千港元	千港元
Within 1 year	252	755
Later than 1 year and no later than 5 years	—	252
	252	1,007

31 遞延所得稅 — 本集團

倘有可依法強制執行權利將即期所得稅資產與即期所得稅負債抵銷，且遞延所得稅資產及負債與同一稅務機關就一個或不同應課稅實體徵收之所得稅有關，而有關實體有意按淨額基準結算餘額時，遞延所得稅資產與負債互相抵銷。遞延所得稅資產及遞延所得稅負債分析如下：

NOTES TO THE CONSOLIDATED FINANCIAL STATEMENTS

綜合財務報表附註

31 Deferred income tax — Group (Continued)

31 遞延所得稅 — 本集團(續)

		2012 二零一二年 HK\$'000 千港元	2011 二零一一年 HK\$'000 千港元
Deferred income tax assets to be recovered after more than 12 months	將於超過 12 個月後收回之遞延所得稅資產	(3,837)	(4,663)
Deferred income tax liabilities to be crystallised after more than 12 months	將於超過 12 個月後實現之遞延所得稅負債	31,838	21,452
Deferred income tax liabilities — net	遞延所得稅負債 — 淨額	28,001	16,789

The net movement on the deferred income tax account is as follows:

遞延所得稅負債賬目之淨變動如下：

		2012 二零一二年 HK\$'000 千港元	2011 二零一一年 HK\$'000 千港元
At 1st April 2011 and 2010	於二零一一年及二零一零年四月一日	16,789	11,052
Tax charged to the consolidated income statement (note 9)	於綜合收益表扣除之稅項 (附註9)	6,311	4,970
Tax charged to other comprehensive income	於其他全面收益扣除之稅項	4,834	734
Exchange differences	匯兌差額	67	33
At 31st March 2012 and 2011	於二零一二年及二零一一年三月三十一日	28,001	16,789

NOTES TO THE CONSOLIDATED FINANCIAL STATEMENTS

綜合財務報表附註

31 Deferred income tax — Group (Continued)

The movement in deferred income tax assets and liabilities during the year, without taking into consideration the offsetting of balances within the same tax jurisdiction, is as follows:

Deferred income tax liabilities

At 1st April 2010	於二零一零年四月一日	
Charged to the consolidated income statement	於綜合收益表扣除	
Charged to other comprehensive income	於其他全面收益扣除	
Exchange differences	匯兌差額	
At 31st March 2011	於二零一一年三月三十一日	
(Credited)/charged to the consolidated income statement	於綜合收益表(計入)/扣除	
Charged to other comprehensive income	於其他全面收益扣除	
Exchange differences	匯兌差額	
At 31st March 2012	於二零一二年三月三十一日	

31 遞延所得稅 — 本集團(續)

未計入於相同之徵稅管轄區中抵銷結餘之年內遞延所得稅資產與負債變動如下：

遞延所得稅負債

Accelerated tax depreciation	Fair value gains	Total
加速稅項折舊	公允值收益	總計
HK\$'000	HK\$'000	HK\$'000
千港元	千港元	千港元
4,973	10,595	15,568
105	5,012	5,117
—	734	734
—	33	33
5,078	16,374	21,452
(65)	5,550	5,485
—	4,834	4,834
—	67	67
5,013	26,825	31,838

NOTES TO THE CONSOLIDATED FINANCIAL STATEMENTS

綜合財務報表附註

31 Deferred income tax – Group (Continued)

31 遞延所得稅 — 本集團(續)

Deferred income tax assets

遞延所得稅資產

		Tax losses 稅項虧損	
		2012 二零一二年 HK\$'000 千港元	2011 二零一一年 HK\$'000 千港元
At 1st April 2011 and 2010	於二零一一年及二零一零年 四月一日	(4,663)	(4,516)
Charged/(credited) to the consolidated income statement	於綜合收益表扣除/(計入)	826	(147)
At 31st March 2012 and 2011	於二零一二年及二零一一年 三月三十一日	(3,837)	(4,663)

Deferred income tax assets are recognised for tax losses carried forward to the extent that the realisation of the related tax benefit through future taxable profits is probable. The Group has unrecognised tax losses of HK\$225,516,000 (2011: HK\$301,087,000) that can be carried forward against future taxable income. These tax losses have not been recognised due to uncertainty of future realisation. Such tax losses have no expiry date, except for the tax losses amounting to HK\$9,176,000 (2011: HK\$48,257,000) which will be expired within 5 years; HK\$5,515,000 (2011: HK\$27,674,000) which will be expired within 5 to 10 years.

承前稅項虧損乃按有關稅項利益在有可能透過未來應課稅利潤予以變現者為限確認為遞延所得稅資產，本集團有未確認稅項虧損225,516,000港元(二零一一年：301,087,000港元)可結轉以抵銷未來之應課稅收入。由於不能確定將來能否實現，故並無確認該等稅項虧損。該等稅項虧損並無到期日，惟9,176,000港元(二零一一年：48,257,000港元)將於五年內到期，及5,515,000港元(二零一一年：27,674,000港元)將於五至十年內到期。

NOTES TO THE CONSOLIDATED FINANCIAL STATEMENTS

綜合財務報表附註

32 Cash generated from operations

(a) Reconciliation of (loss)/profit before income tax to cash generated from operations

(Loss)/profit before income tax	除所得稅前(虧損)/利潤
Adjustments for:	經調整：
Amortisation of leasehold land and land use rights (note 13)	租賃土地及土地使用權攤銷(附註13)
Depreciation of property, plant and equipment (note 14)	物業、機器及設備折舊(附註14)
Loss on disposal of property, plant and equipment (see below)	出售物業、機器及設備之虧損(見下文)
Surplus on revaluation of a building (note 14(a))	樓宇重估盈餘(附註14(a))
Surplus on revaluation of investment properties (note 16)	投資物業重估盈餘(附註16)
Amortisation of film rights (note 17)	電影版權攤銷(附註17)
Provision for impairment of film rights and films in progress (note 17)	電影版權及攝製中電影減值撥備(附註17)
Share of loss/(profit) of associated companies (note 18)	應佔聯營公司虧損/(利潤)(附註18)
Provision for impairment of amounts due from associated companies (note 18(c))	應收聯營公司款項減值撥備(附註18(c))
Gain on disposal of available-for-sale financial assets (note 23(a))	出售可供出售財務資產之收益(附註23(a))
Impairment loss on available-for-sale financial assets (note 23(a))	可供出售財務資產之減值虧損(附註23(a))
Fair value losses on financial assets at fair value through profit or loss (note 23(b))	按公允價值計入損益表之財務資產之公允價值虧損(附註23(b))
(Reversal of)/provision for obsolescence of inventories (note 24)	陳舊存貨(回撥)/撥備(附註24)
Loss/(gain) on disposal of subsidiaries (note (d))	出售附屬公司虧損/(收益)(附註(d))
Write-off of trade and other receivables (note 7)	貿易及其他應收款項撇銷(附註7)
Interest income (note 8)	利息收入(附註8)
Interest expense on loans and overdrafts (note 8)	貸款及透支利息開支(附註8)
Interest element of finance leases (note 8)	融資租約之利息部分(附註8)
Changes in working capital (excluding the effects of exchange differences on consolidation):	營運資金變動(不包括綜合賬目之匯兌差額之影響)：
Inventories	存貨
Trade and other receivables	貿易及其他應收款項
Amounts due from associated companies	應收聯營公司款項
Financial assets at fair value through profit or loss	按公允價值計入損益表之財務資產
Trade and other payables	貿易及其他應付款項
Receipts in advance	預收款項
Cash generated from operations	營運所得現金

32 營運所得現金

(a) 除所得稅前(虧損)/利潤與營運所得現金之對賬表

2012 二零一二年 HK\$'000 千港元	2011 二零一一年 HK\$'000 千港元
(1,044)	59,448
788	788
10,903	8,298
430	—
—	(87)
(35,063)	(31,001)
73,844	55,765
14,483	960
316	(276)
3,706	—
—	(7,055)
527	1,261
31,939	10,945
(179)	633
10,629	(3,265)
1,651	216
(783)	(638)
851	652
42	169
4,333	586
(31,250)	7,320
(18,246)	(214)
(30,240)	(11,916)
22,920	(20,533)
55,980	(127)
116,537	71,929

NOTES TO THE CONSOLIDATED FINANCIAL STATEMENTS

綜合財務報表附註

32 Cash generated from operations

(Continued)

(a) Reconciliation of (loss)/profit before income tax to cash generated from operations (Continued)

In the consolidated cash flow statement, proceeds from disposal of property, plant and equipment comprise:

Net book amount (note 14)	賬面淨值(附註 14)
Loss on disposal of property, plant and equipment (note 7)	出售物業、機器及設備之虧損(附註 7)
Proceeds from disposal of property, plant and equipment	出售物業、機器及設備之所得款項

32 營運所得現金(續)

(a) 除所得稅前(虧損)/利潤與營運所得現金之對賬表(續)

於綜合現金流量表內，出售物業、機器及設備之所得款項包括：

2012 二零一二年 HK\$'000 千港元	2011 二零一一年 HK\$'000 千港元
560	—
(430)	—
130	—

(b) Analysis of changes in financing during the year

(b) 年內融資變動分析

		Bank loans 銀行貸款		Obligations under finance leases 融資租約負債	
		2012 二零一二年 HK\$'000 千港元	2011 二零一一年 HK\$'000 千港元	2012 二零一二年 HK\$'000 千港元	2011 二零一一年 HK\$'000 千港元
At 1st April 2011 and 2010	於二零一一年及二零一零年四月一日	7,093	32,576	1,007	3,023
Proceeds from bank loans	銀行貸款之所得款項	13,000	—	—	—
Repayments of bank loans	償還銀行貸款	(899)	(25,808)	—	—
Inception of finance lease (note (c))	訂立融資租約(附註(c))	—	—	—	1,510
Repayments of capital element of finance leases	償還融資租約之本金部分	—	—	(755)	(3,526)
Exchange differences	匯兌差額	264	325	—	—
At 31st March 2012 and 2011	於二零一二年及二零一一年三月三十一日	19,458	7,093	252	1,007

NOTES TO THE CONSOLIDATED FINANCIAL STATEMENTS

綜合財務報表附註

32 Cash generated from operations

(Continued)

(c) Major non-cash transactions

During the year ended 31st March 2011, the Group entered into finance lease arrangements in respect of assets with a total capital value at the inception of the lease of HK\$1,510,000.

(d) Disposal of subsidiaries

32 營運所得現金 (續)

(c) 主要非現金交易

截至二零一一年三月三十一日止年度，本集團就訂約當時資本總值為1,510,000港元之資產訂立融資租約安排。

(d) 出售附屬公司

		2012 二零一二年 HK\$'000 千港元	2011 二零一一年 HK\$'000 千港元
Fair value of consideration received by the Group	本集團所接獲代價之公允值	—	—
Analysis of carrying amounts of assets and liabilities over which control was lost at the date of disposal:	於出售日期失去控制權之資產及負債賬面值分析：		
Cash and cash equivalents	現金及等同現金項目	135	—
Prepayments, deposits and other receivables	預付款項、按金及其他應收款項	924	—
Trade and other payables	貿易及其他應付款項	(2,098)	(50)
Amounts due to fellow subsidiaries	應付同系附屬公司款項	—	(3,215)
Net liabilities disposed of	出售負債淨值	(1,039)	(3,265)
Carrying amount of non-controlling interests disposed of	出售非控股權益之賬面值	9,133	—
Release of exchange difference upon disposal of subsidiaries	出售附屬公司時解除匯兌差額	2,535	—
Loss/(gain) on disposal of subsidiaries (note 6)	出售附屬公司虧損／(收益)(附註6)	10,629	(3,265)

NOTES TO THE CONSOLIDATED FINANCIAL STATEMENTS

綜合財務報表附註

33 Contingencies — Group and Company

Guarantees given to banks in respect of banking facilities of subsidiaries

就附屬公司之銀行信貸而向銀行作出之擔保

On 13th April 2011, the Company received a statement of claim with no specified amount from a third party in respect of a legal litigation against alleged fraudulent conduct relating to the management of an associated company which is under liquidation. The directors of the Company, after taking advice from the legal advisors which have considered the information so far available, consider such claim is rather flimsy, and the Company has a good chance to defend its position. In this regard, the directors of the Company do not anticipate any material liabilities would arise from this litigation and there would be no material impact to the financial position nor consolidated financial statements of the Company and of the Group for the year ended 31st March 2012.

34 Capital commitments — Group

Capital expenditure contracted for at the end of the reporting period but not yet incurred is as follows:

Property, plant and equipment
Film rights, films in progress and film royalty deposits

物業、機器及設備
電影版權、攝製中電影及電影版權按金

33 或然負債 — 本集團及本公司

Group 本集團		Company 本公司	
2012 二零一二年 HK\$'000 千港元	2011 二零一一年 HK\$'000 千港元	2012 二零一二年 HK\$'000 千港元	2011 二零一一年 HK\$'000 千港元
—	—	41,000	36,700

於二零一一年四月十三日，本公司接獲第三方發出無指定金額之申索陳述書，內容有關針對清盤中之聯營公司管理層之指稱欺詐行為之法律訴訟。本公司董事在取得法律顧問(在考慮目前所有資料後)提供之意見後，認為有關申索理據薄弱，故本公司有相當機會為其立場辯護。就此而言，本公司董事並不預期此訴訟會構成任何重大負債，故對本公司及本集團截至二零一二年三月三十一日止年度之財務狀況及綜合財務報表概無重大影響。

34 資本承擔 — 本集團

於報告期末已訂約但未產生之資本開支如下：

2012 二零一二年 HK\$'000 千港元	2011 二零一一年 HK\$'000 千港元
4,010	188
15,839	49,928
19,849	50,116

NOTES TO THE CONSOLIDATED FINANCIAL STATEMENTS

綜合財務報表附註

35 Operating lease commitments — Group

(a) Operating lease commitments — Group company as lessee

The Group leases certain offices and premises under non-cancellable operating lease agreements. The lease terms are between 1 to 20 years, and the majority of lease agreements are renewable at the end of the lease period at market rate. The future aggregate minimum lease payments under non-cancellable operating leases are as follows:

Within 1 year	1 年內
Later than 1 year and no later than 5 years	1 年後但 5 年內
Later than 5 years	5 年後

During the year ended 31st March 2012, the Group entered into operating lease arrangements in respect of rental expenses amounting to HK\$1,926,000 (2011: HK\$1,626,000) (note 7).

35 經營租約承擔 — 本集團

(a) 經營租約承擔 — 本集團公司作為承租人

本集團根據不可撤銷經營租約協議租賃若干辦公室及物業。租期介乎 1 至 20 年，且大部份租約協議可於租期末按市場水平續租。根據不可撤銷經營租約支付之未來最低租金總額如下：

2012 二零一二年 HK\$'000 千港元	2011 二零一一年 HK\$'000 千港元
3,770	3,545
29,130	18,004
102,847	48,423
135,747	69,972

截至二零一二年三月三十一日止年度，本集團就租金開支 1,926,000 港元(二零一一年：1,626,000 港元)訂立經營租約安排(附註 7)。

NOTES TO THE CONSOLIDATED FINANCIAL STATEMENTS

綜合財務報表附註

35 Operating lease commitments — Group

(Continued)

(b) Operating lease commitments — Group company as lessor

The Group leases its investment properties to certain tenants under non-cancellable operating lease arrangements. The lease terms are between 2 to 4 years. The future aggregate minimum lease receipts under non-cancellable operating leases are as follows:

Within 1 year	1 年內
Later than 1 year and no later than 5 years	1 年後但 5 年內

35 經營租約承擔 — 本集團 (續)

(b) 經營租約承擔 — 本集團公司作為出租人

本集團根據不可撤銷經營租約安排向若干租戶出租其投資物業。租期介乎 2 至 4 年。根據不可撤銷經營租約收取之未來最低租金總額如下：

2012 二零一二年 HK\$'000 千港元	2011 二零一一年 HK\$'000 千港元
4,237	4,107
2,656	3,554
6,893	7,661

NOTES TO THE CONSOLIDATED FINANCIAL STATEMENTS

綜合財務報表附註

36 Related party transactions – Group

Save as disclosed in other notes to the consolidated financial statements, significant related party transactions, which were carried out in the ordinary course of the Group's business, are as follows:

(a) Sales of services

Rental income received/receivable from rental of high-definition equipment to an associated company	租借高清設備予聯營公司而收取／應收之租金收入
Rental income received/receivable from rental of office premises to an associated company	租借辦公室物業予聯營公司而收取／應收之租金收入
Management fee income received/receivable from an associated company	收取／應收聯營公司之管理費收入
Artiste management income received/receivable from an associated company	收取／應收聯營公司之藝人管理費收入

Sales of services are transacted at normal commercial terms that are consistently applied to all customers.

36 有關連人士交易 — 本集團

除本綜合財務報表其他附註所披露者外，本集團於日常業務過程中進行之重大有關連人士交易如下：

(a) 銷售服務

2012 二零一二年 HK\$'000 千港元	2011 二零一一年 HK\$'000 千港元
3,000	3,000
734	734
245	245
18	—
3,997	3,979

銷售服務乃按貫徹應用於所有客戶之一般商業條款進行。

NOTES TO THE CONSOLIDATED FINANCIAL STATEMENTS

綜合財務報表附註

36 Related party transactions – Group

(Continued)

(b) Purchases of services

Post-production and origination services paid/payable to an associated company	已付／應付予聯營公司之後期製作及原創服務
Playout services paid/payable to an associated company	已付／應付予聯營公司之播放服務
Other administrative costs paid/payable to an associated company	已付／應付予聯營公司之其他行政成本

Purchases of services are transacted at normal commercial terms that are consistently applied to all suppliers.

(c) Key management compensation

Key management personnel are deemed to be the members of the Board of Directors of the Group who have the responsibility for the planning, directing, controlling and the execution of the activities of the Group. Key management compensation is disclosed in note 12(a) to the consolidated financial statements.

36 有關連人士交易 – 本集團 (續)

(b) 購買服務

2012 二零一二年 HK\$'000 千港元	2011 二零一一年 HK\$'000 千港元
12,738	19,417
2,479	3,816
160	191
15,377	23,424

購買服務乃按貫徹應用於所有供應商之一般商業條款進行。

(c) 主要管理人員酬金

主要管理人員員工視為本集團董事會成員，彼等須負責計劃、指示、控制及執行本集團之業務。主要管理人員酬金在綜合財務報表附註12(a)中披露。

NOTES TO THE CONSOLIDATED FINANCIAL STATEMENTS

綜合財務報表附註

36 Related party transactions – Group

(Continued)

(d) Year-end balances arising from sales/purchases of services

Receivables from associated companies (note 18) 應收聯營公司款項(附註18)

36 有關連人士交易 – 本集團

(續)

(d) 自銷售/購買服務產生之年末結餘

2012 二零一二年 HK\$'000 千港元	2011 二零一一年 HK\$'000 千港元
18,018	3,479

37 Dividends

The directors do not recommend the payment of a dividend in respect of the year ended 31st March 2012 (2011: nil).

37 股息

董事不建議派發截至二零一二年三月三十一日止年度之股息(二零一一年：無)。

NOTES TO THE CONSOLIDATED FINANCIAL STATEMENTS

綜合財務報表附註

38 Group structure — principal subsidiaries

The following is a list of the principal subsidiaries at 31st March 2012:

38 集團結構 — 主要附屬公司

下列為於二零一二年三月三十一日之主要附屬公司名單：

Name	Place of incorporation	Principal activities	Particulars of issued share capital/registered capital 已發行股本/ 註冊資本詳情	Percentage of effective interest held by the Group 本集團持有之有效權益百分比
名稱	註冊成立地點	主要業務		
Shares held directly by the Company: 本公司直接持有股份：				
Mei Ah Holdings Limited	British Virgin Islands 英屬處女群島	Investment holding 投資控股	50,050 ordinary shares of US\$1 each 50,050 股每股面值 1 美元之普通股	100
Shares held indirectly by the Company: 本公司間接持有股份：				
Brilliant Idea Group Limited 天下電影製作有限公司	Hong Kong 香港	Production of films and tele-features 電影及電視影片製作	10,000 ordinary shares of HK\$1 each 10,000 股每股面值 1 港元之普通股	95
Cameron Entertainment Company Limited 金馬娛樂有限公司	Hong Kong 香港	Production of films and tele-features 電影及電視影片製作	2 ordinary shares of HK\$1 each 2 股每股面值 1 港元之普通股	100
Era Movies Limited 年代映畫有限公司	Hong Kong 香港	Sales and distribution of audio visual products 銷售及發行影音產品	100 ordinary shares of HK\$1 each 100 股每股面值 1 港元之普通股	80
G major Limited	Hong Kong 香港	Artiste management 藝人管理	10,000 ordinary shares of HK\$1 each 10,000 股每股面值 1 港元之普通股	55

NOTES TO THE CONSOLIDATED FINANCIAL STATEMENTS

綜合財務報表附註

38 Group structure — principal subsidiaries

(Continued)

The following is a list of the principal subsidiaries at 31st March 2012: (Continued)

38 集團結構 — 主要附屬公司

(續)

下列為於二零一二年三月三十一日之主要附屬公司名單：(續)

Name	Place of incorporation	Principal activities	Particulars of issued share capital/registered capital 已發行股本/ 註冊資本詳情	Percentage of effective interest held by the Group 本集團持有之有效權益百分比
名稱	註冊成立地點	主要業務		
Shares held indirectly by the Company:				
<i>(Continued)</i>				
本公司間接持有股份：(續)				
MATV Limited	Hong Kong	Television operations	4 ordinary shares of HK\$1 each	100
美亞電視有限公司	香港	電視業務	4股每股面值1港元之普通股	
MATV (Asia) Limited	Hong Kong	Television operations	20,000 ordinary shares of HK\$1 each	100
美亞電視(亞洲)有限公司	香港	電視業務	20,000股每股面值1港元之普通股	
Mei Ah (HK) Company Limited	Hong Kong	Sales and distribution of audio visual products	10,000 ordinary shares of HK\$1 each	100
美亞(香港)有限公司	香港	銷售及發行影音產品	10,000股每股面值1港元之普通股	
Mei Ah Development Company Limited	British Virgin Islands	Licensing and sub-licensing of film rights	50,000 ordinary shares of US\$1 each	100
	英屬處女群島	授出及轉授電影版權	50,000股每股面值1美元之普通股	
Mei Ah Film Production Company Limited	Hong Kong	Production of films and tele-features	2 ordinary shares of HK\$1 each	100
美亞電影製作有限公司	香港	電影及電視影片製作	2股每股面值1港元之普通股	

NOTES TO THE CONSOLIDATED FINANCIAL STATEMENTS

綜合財務報表附註

38 Group structure — principal subsidiaries

(Continued)

The following is a list of the principal subsidiaries at 31st March 2012: (Continued)

38 集團結構 — 主要附屬公司

(續)

下列為於二零一二年三月三十一日之主要附屬公司名單：(續)

Name	Place of incorporation	Principal activities	Particulars of issued share capital/registered capital 已發行股本/ 註冊資本詳情	Percentage of effective interest held by the Group 本集團持有之有效權益百分比
名稱	註冊成立地點	主要業務		
Shares held indirectly by the Company:				
(Continued)				
本公司間接持有股份：(續)				
Mei Ah Investment Company Limited 美亞物業投資有限公司	Hong Kong 香港	Property investment 物業投資	2 ordinary shares of HK\$1 each 2 股每股面值 1 港元之普通股 500,000 non-voting deferred shares of HK\$1 each 500,000 股每股面值 1 港元之無投票權遞延股份	100
Mei Ah Selection Limited 美亞搜映有限公司	Hong Kong 香港	Licensing and sub-licensing of film rights 授出及轉授電影版權	10,000 ordinary shares of HK\$1 each 10,000 股每股面值 1 港元之普通股	70
Mei Ah Trading Company Limited	British Virgin Islands 英屬處女群島	Licensing and sub-licensing of film rights 授出及轉授電影版權	50,000 ordinary shares of US\$1 each 50,000 股每股面值 1 美元之普通股	100

NOTES TO THE CONSOLIDATED FINANCIAL STATEMENTS

綜合財務報表附註

38 Group structure — principal subsidiaries

(Continued)

The following is a list of the principal subsidiaries at 31st March 2012: (Continued)

38 集團結構 — 主要附屬公司

(續)

下列為於二零一二年三月三十一日之主要附屬公司名單：(續)

Name	Place of incorporation	Principal activities	Particulars of issued share capital/registered capital	Percentage of effective interest held by the Group
名稱	註冊成立地點	主要業務	已發行股本／註冊資本詳情	本集團持有之有效權益百分比
Shares held indirectly by the Company:				
<i>(Continued)</i>				
本公司間接持有股份：(續)				
廈門美亞先鋒科技有限公司 (note (c)) (附註(c))	PRC 中國	Property investment 物業投資	RMB16,000,000 人民幣16,000,000元	70
美亞長城影視文化(北京)有限公司 (note (d)) (附註(d))	PRC 中國	Production and sub-licensing of films and drama, and artiste management 製作、轉授電影及電視劇版權及藝人管理	RMB10,000,000 人民幣10,000,000元	100
美亞長城影院管理(北京)有限公司 (note (d)) (附註(d))	PRC 中國	Theatre investment 電影院投資	RMB20,000,000 人民幣20,000,000元	100
美亞影城(天津)有限公司 (note (c)) (附註(c))	PRC 中國	Theatre operations 電影院業務	RMB3,000,000 人民幣3,000,000元	100
美亞娛樂發展股份有限公司	Taiwan 台灣	Sub-licensing of film rights and television operations 轉授電影版權及電視業務	2,000,000 ordinary shares of NTD10 each 2,000,000股每股面值10新台幣之普通股	100

NOTES TO THE CONSOLIDATED FINANCIAL STATEMENTS

綜合財務報表附註

38 Group structure — principal subsidiaries

(Continued)

- (a) Other than MATV (Asia) Limited, Mei Ah Trading Company Limited and Mei Ah Development Company Limited which operate in Hong Kong and overseas; Mei Ah Film Production Company Limited and Mei Ah Investment Company Limited which operate in Hong Kong and the PRC; 廈門美亞先鋒科技有限公司, 美亞長城影視文化(北京)有限公司, 美亞長城影院管理(北京)有限公司 and 美亞影城(天津)有限公司 which operate in the PRC; and 美亞娛樂發展股份有限公司 which operates in Taiwan; all subsidiaries principally operate in Hong Kong.
- (b) All subsidiaries listed above are limited liability companies.
- (c) Being sino-foreign equity joint venture enterprises established under the PRC Laws.
- (d) Being wholly foreign owned enterprises established under the PRC Laws.

38 集團結構 — 主要附屬公司

(續)

- (a) 除美亞電視(亞洲)有限公司、Mei Ah Trading Company Limited及 Mei Ah Development Company Limited均於香港及海外經營, 美亞電影製作有限公司及美亞物業投資有限公司於香港及中國經營; 廈門美亞先鋒科技有限公司、美亞長城影視文化(北京)有限公司、美亞長城影院管理(北京)有限公司及美亞影城(天津)有限公司於中國經營, 以及美亞娛樂發展股份有限公司於台灣經營外, 所有附屬公司主要在香港經營。
- (b) 上列所有附屬公司為有限公司。
- (c) 為根據中國法律成立之中外合資企業。
- (d) 為根據中國法律成立之外商投資企業。

FIVE YEAR FINANCIAL SUMMARY

五年財務概要

The results, assets and liabilities of the Group for the last five financial years are as follows:

本集團於過去五個財政年度之業績、資產與負債如下：

		Year ended 31st March				
		截至三月三十一日止年度				
		2012	2011	2010	2009	2008
		二零一二年	二零一一年	二零一零年	二零零九年	二零零八年
		HK\$'000	HK\$'000	HK\$'000	HK\$'000	HK\$'000
		千港元	千港元	千港元	千港元	千港元
Results	業績					
(Loss)/profit attributable to owners of the Company	本公司擁有人應佔 (虧損)/利潤	(15,101)	55,000	51,965	(71,529)	(83,413)
		As at 31st March				
		於三月三十一日				
		2012	2011	2010	2009	2008
		二零一二年	二零一一年	二零一零年	二零零九年	二零零八年
		HK\$'000	HK\$'000	HK\$'000	HK\$'000	HK\$'000
		千港元	千港元	千港元	千港元	千港元
Assets and liabilities	資產與負債					
Total assets	總資產	808,891	675,666	543,073	474,351	576,191
Total liabilities	總負債	(207,955)	(88,577)	(127,953)	(136,670)	(128,672)
Total equity	總權益	600,936	587,089	415,120	337,681	447,519

SCHEDULE OF PRINCIPAL INVESTMENT PROPERTIES

主要投資物業附表

Address 地址	Type 現時用途	Lease term 租約年期	Percentage of Group's interests 本集團之 權益百分比
Shop 2 on Ground Floor Po Sun Mansion No. 89 Bulkeley Street Hung Hom, Kowloon 九龍紅磡 寶其利街89號 寶新大廈 地下2號舖位	Commercial 商業	Medium 中期	100%
Portion of Mei Ah Centre of Section 1 of Tseung Kwan O Town Lot No. 39 and The Extension Thereto Tseung Kwan O, Kowloon 九龍將軍澳 將軍澳市地段39號及 其增批部分1段 美亞集團中心部分	Industrial 工業	Medium 中期	100%
Workshop No. 5, Nos. 15-23 and 25-28 on 17th Floor Metro Centre No. 32 Lam Hing Street Kowloon Bay, Kowloon 九龍九龍灣 臨興街32號 美羅中心17樓 5號、15-23號及25-28號工場	Industrial 工業	Medium 中期	100%
Workshop Nos. 1-2 on 10th Floor Metro Centre No. 32 Lam Hing Street Kowloon Bay, Kowloon 九龍九龍灣 臨興街32號 美羅中心10樓 1-2號工場	Industrial 工業	Medium 中期	100%
Factory Unit Nos. 23 and 24 on 5th Floor and Car Parking Space No. V18 on Basement Kowloon Bay Industrial Centre No. 15 Wang Hoi Road Kowloon Bay, Kowloon 九龍九龍灣 宏開道15號 九龍灣工業中心 5樓23號及24號工廠單位 及地庫V18號車位	Industrial 工業	Medium 中期	100%

SCHEDULE OF PRINCIPAL INVESTMENT PROPERTIES

主要投資物業附表

Address 地址	Type 現時用途	Lease term 租約年期	Percentage of Group's interests 本集團之 權益百分比
House No. 28 and Car Park Nos. 59 and 60 The Villa Horizon No. 8 Silver Stream Path, Silverstrand Sai Kung, New Territories 新界西貢 銀線灣銀泉徑8號 海天灣28號洋房 及59號及60號車位	Residential 住宅	Medium 中期	100%
Units 801-814 on Level 8 of West Tower Yangcheng International Commercial Center Tiyu East Road, Tianhe District Guangzhou The People's Republic of China 中華人民共和國 廣州 天河區體育東路 羊城國際商貿中心 西塔8樓801-814室	Commercial 商業	Medium 中期	100%
Units 2101-2106 on 21/F of Block 3 Zone A1 of Qi Dong District Guan Yin Shan Guo Ji Sheng Wu Ying Yun Zhong Xin Si Ming District Xiamen The People's Republic of China 中華人民共和國 廈門 思明區 觀音山國際商務營運中心 啟動區A1地塊 3號樓21層2101-2106單元	Commercial 商業	Medium 中期	70%
Flat 1 on Level 3 No. 2 Hua Xiao Street Tianhe Ming Ya Court Tianhe East Road, Tianhe District Guangzhou The People's Republic of China 中華人民共和國 廣州 天河區天河東路 天河名雅苑 華曉街2號301室	Residential 住宅	Long 長期	100%

