



C.P. POKPHAND CO. LTD.
卜蜂國際有限公司

Incorporated in Bermuda with limited liability Stock Code 股份代號：43
於百慕達註冊成立之有限公司



2016

ANNUAL REPORT 年報



CONTENTS

目錄

Chairman's Statement 董事長報告書	2
Financial Highlights 財務概要	12
Management Discussion and Analysis 管理層討論及分析	13
Corporate Governance Report 企業管治報告	19
Biographical Details of Directors and Senior Management 董事及高級管理人員履歷詳情	32
Report of the Directors 董事報告書	38
Independent Auditor's Report 獨立核數師報告	63
Consolidated Statement of Comprehensive Income 綜合全面收益表	72
Consolidated Statement of Financial Position 綜合財務狀況表	75
Consolidated Statement of Changes in Equity 綜合權益變動表	77
Consolidated Statement of Cash Flows 綜合現金流量表	79
Notes to Financial Statements 財務報表附註	81
Corporate Information 公司資料	203

Chairman's Statement

董事長報告書

In 2016, affected by uncertainties, the global economy managed only overall average performance. As for our two core markets, China, with her economy adjusting to the “new norm”, recorded a decrease in gross domestic product growth from 6.9% in 2015 to 6.7% in 2016, and the GDP growth of Vietnam was also down from 6.7% in 2015 to 6.2% in 2016, dampened by the weak performance of the agricultural, mining and petroleum sectors during the year.

In 2016, China took the supply-side reform of her agri-food sector to a greater depth, putting more emphasis on quality, efficiency and competitiveness. Efforts were made on lifting quality and productivity, reducing overcapacity, cutting excess inventory, lowering production cost, strengthening weak areas, etc. The feed sector is in a new era facing a more competitive market with consolidation hastening. Against this backdrop, it is more and more important that agri-food enterprises know how to use innovative technologies to help them boost productivity, reduce costs and deliver differentiated services that can help increase customer stickiness. In Vietnam, natural disasters, including drought and salt water intrusion, have had widespread impact on her agri-food industry. Wanting to adapt to extreme weather changes and enhance the productivity of the entire agri-food chain, recent hot topics of the industry are the needs to improve product quality, adopt advanced technologies and scale-up production. C.P. Pokphand Co. Ltd. and its subsidiaries (the “Group”) values research and development, stresses on using innovative technologies and continues to increase production efficiency. The Group strives to provide high-quality products and value-added services to customers.

While China and Vietnam focus more on environmental protection, governments are introducing stricter environmental protection and anti-pollution regulations to keep industry development in check. In this current industry environment, green production and sustainable development have become the trend to follow. Many multinational enterprises have integrated environment protection and sustainable development into their corporate culture, making big strides on energy conservation and emission reduction and striving to nip the problem in the bud – thereby aiming to ensure high-standard and efficient product supply, product safety and friendliness to the environment all at the same time. To align with the livestock farming industry taking on a new and more rational structure and heeding ecological requirements, agricultural enterprises have continued to transform and upgrade their practices, pushing to realise ecological livestock farming. As the Group has long abided by stringent requirements on environmental protection, it will be able to effectively grasp the opportunities arising as China and Vietnam continue to push for modernisation and large-scale farming.

二零一六年，受到各種不確定因素影響，全球經濟總體表現平平。聚焦我們兩個核心市場，中國經濟進入調整的新常態，國民生產總值增長率由二零一五年的6.9%下降至二零一六年的6.7%，而越南年內主要受農牧、採礦和石油等行業表現疲弱影響，國民生產總值增長率從二零一五年的6.7%下降至二零一六年的6.2%。

二零一六年，中國農業領域的供給側改革繼續深化，農牧食品產業更注重品質效益和競爭力，故著力推行提質增效、去產能、去庫存、降成本、補短板等措施。隨著飼料行業發展進入新時代，行業競爭加劇，企業整合加速，如何通過技術創新提升生產效率和降低成本，以及提供差異化服務以增加客戶黏性等對農牧食品企業來說變得日益重要。在越南，旱災及鹽水入侵等自然災害頻生，對農牧食品業造成廣泛影響。為應對極端氣候變化和促進農牧食品行業整體的生產效益，以及提高農產品質量，採用先進技術及規模化生產等成為近期行內熱話。卜蜂國際有限公司及其附屬公司（「本集團」）一向重視研發，堅持採用創新科技，繼續提高生產效率，冀能為客戶提供高品質的產品和增值服務。

隨著中國及越南更注重環境保護，近年不斷推出環保、污染、防治等相關法律法規以規範行業發展。在當前的行業環境中，綠色生產及促進可持續發展為大勢所趨。不少跨國集團把可持續發展理念融入企業文化，大力推進節能減排，從源頭淨化環境，從而實現高水準有效供給，達致保障消費品質安全和對環境友好。農牧企業為適應養殖業合理佈局、生態化等要求，不斷改造升級，推進生態化養殖。憑藉本集團在保護環境方面的嚴謹要求，本集團必定能夠有效捕捉在中國及越南養殖業現代化和規模化過程中衍生的機遇。



Aspiring to become “The Kitchen of the World”, the Group has been dedicated to building an operation that covers the entire agri-food value chain, allowing assurance of food safety right where it all begins. Consumers’ increasingly sophisticated demand gives enterprises an environment conducive to business development. Developing countries are seeing their traditional industries advance towards mid-to high-end production, and that accordingly commands the industry to streamline and tighten its operating and management mechanisms. The Group always embraces innovation and high operating standards, and is dedicated to creating sustainable value. In addition, the favourable external environment will see the Group’s “safe and delicious” agri-food business achieve continuous growth. The Group has years of industry experience and possesses advanced technologies, together with effective integration of external and internal resources, as well as development plans and customer needs, the Group aims to fortify its competitiveness and maintain its market leadership.

Looking at 2017, the Group would adapt to the new environment, leverage its advantages, embrace changes and persist with innovation so as to maintain its premium standing in the agri-food industry.

Finally, I would like to express my heartfelt thanks to all members in our team for their efforts and contributions to the Group in the past year. My gratitude also goes to our shareholders for their unwavering trust and support over the years.

Dhanin Chearavanont
Chairman

Hong Kong, 24 February 2017

集團一直秉持成為「世界的廚房」的願景，全力打造農牧食品全產業鏈經營模式，從源頭開始保障食品安全。大眾對消費要求升級，從而為企業發展帶來良好的外部環境。發展中國家正推動傳統產業向中高端邁進，市場運行機制和行業管理因而進一步規範化。本集團長期堅持創新及謹守品質規範，致力創造可持續價值，加上良好的外部環境，有利於正大「安全美味」的農牧食品事業持續發展壯大。本集團具有豐富的行業經驗和先進的技術，能夠配合業務環境整合內外部資源，實現資源配置與集團發展及客戶需求的最佳結合，以提升競爭力和保持市場領先地位。

展望二零一七年，本集團將順應新形勢，全力發揮自身優勢，接受變革，不斷創新，致力維護集團在農牧食品領域的優勢。

最後，本人謹此衷心感謝團隊全體成員在過去一年付出的努力和貢獻，同時亦衷心感謝各股東一直以來對我們的信賴和支持。

謝國民
董事長

香港，二零一七年二月二十四日



Qinhuangdao Food Processing Factory 秦皇島食品加工廠

Bun Production Line 包點生產線



Portioning 成型





Fermentation 發酵





Pre-cooling and Freezing 預冷及冷藏





Packaging 包装



Financial Highlights

財務概要

(Unit: US\$ million)

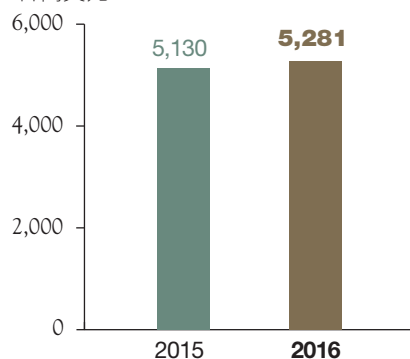
(單位：百萬美元)

2016

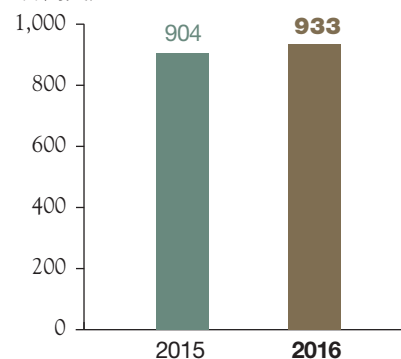
2015

Key Statement of Comprehensive Income Items	主要全面收益表項目		
Revenue	收入	5,281	5,130
Gross Profit	毛利	933	904
Profit Attributable to Shareholders of the Company	可供分配予本公司股東之溢利	260	268
Basic and Diluted Earnings Per Share (US cents)*	每股基本及攤薄溢利(美仙)*	1,027	1,056
Total Cash Dividend Per Share (HK cents)	每股現金股息(港仙)	4.0	3.8
Interim Cash Dividend Per Share (HK cents)	每股中期現金股息(港仙)	2.4	1.7
Final Cash Dividend Per Share (HK cents)	每股末期現金股息(港仙)	1.6	2.1
Special Interim Dividend by Way of Distribution in Specie	透過實物分派之特別中期股息	-	151
Key Statement of Financial Position Items	主要財務狀況表項目		
Property, Plant & Equipment	物業、廠房及設備	1,399	1,182
Total Assets	總資產	3,633	3,128
Total Bank Borrowings & Corporate Bond	總銀行借款及企業債券	1,424	1,103
Issued Capital	已發行股本	253	253
Shareholders' Equity	股東應佔權益	1,124	1,086
Total Equity	權益總額	1,419	1,316

Revenue US\$ million
收入 百萬美元



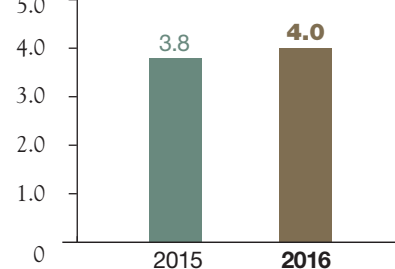
Gross Profit US\$ million
毛利 百萬美元



Profit Attributable to Shareholders of the Company US\$ million
可供分配予本公司股東之溢利 百萬美元



Dividend Per Share HK cents
每股股息 港仙



Remarks 備註：

* Based on the profit for the year attributable to shareholders of the Company and the weighted average number of ordinary shares and convertible preference shares in issue during the year
按本公司股東應佔本年溢利，及於本年內已發行普通股及可換股優先股之加權平均數計算。

Management Discussion and Analysis

管理層討論及分析

GROUP RESULTS

For the year ended 31 December 2016, the Group's revenue increased 3.0% to US\$5,281 million (2015: US\$5,130 million). Agri-food business in China contributed 57.5% of the Group's revenue while agri-food business in Vietnam contributed 42.5% of the Group's revenue. Overall gross margin for the year was 17.7% (2015: 17.6%).

The Group's profit attributable to shareholders decreased 2.7% to US\$260 million (2015: US\$268 million). Excluding profit from discontinued operations (please refer to "Discontinued Operations" in note 39 to the financial statements of the annual report) in 2015, the Group's profit attributable to shareholders from continuing operations reported a 7.3% growth compared to 2015.

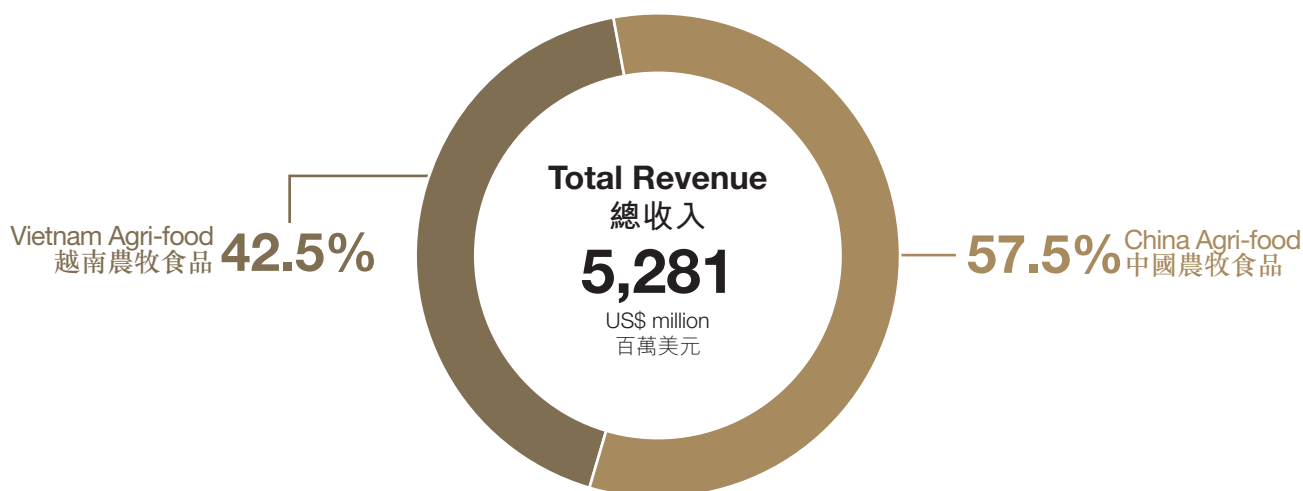
Basic and diluted earnings per share were both US 1.027 cents (2015: US 1.056 cents). The board has proposed a final dividend per share ("DPS") of HK\$0.016. Including the interim DPS of HK\$0.024, total DPS in 2016 was HK\$0.040 (2015: HK\$0.038).

集團業績

截至二零一六年十二月三十一日止年度，本集團之收入上升3.0%至52.81億美元（二零一五年：51.30億美元），中國農牧食品業務及越南農牧食品業務分別佔57.5%和42.5%。年內整體毛利率為17.7%（二零一五年：17.6%）。

本集團股東應佔溢利下降2.7%至2.60億美元（二零一五年：2.68億美元）。剔除二零一五年已終止經營業務（請參閱年報內財務報表附註39「已終止經營業務」的章節）之溢利，本集團持續經營業務之股東應佔溢利較二零一五年上升7.3%。

每股基本及攤薄後溢利為1.027美仙（二零一五年：1.056美仙）。董事會建議派付末期股息每股0.016港元，若包括已派付中期股息每股0.024港元，二零一六年合共派付股息每股0.040港元（二零一五年：0.038港元）。



BUSINESS REVIEW

Agri-food Business in China

The Group announced in late 2012 its entry into the food business in China. The first phase of our food processing plant in Qinhuangdao commenced partial commercial production in late 2015 and our food processing plant in Qingdao commenced partial commercial production in late 2016. In 2016, feed business accounted for 95.5% of agri-food business revenue in China while food business contributed the remaining 4.5%.

業務回顧

中國農牧食品業務

本集團於二零一二年末宣布進軍中國食品業務。秦皇島食品加工廠一期已於二零一五年末部分投入量產，青島食品加工廠亦於二零一六年末部分投入量產。於二零一六年，飼料業務佔中國農牧食品業務收入95.5%，食品業務則佔餘下的4.5%。

Management Discussion and Analysis

管理層討論及分析

China's overall economic growth remains moderate. According to the National Bureau of Statistics of the PRC, the country's gross domestic product growth was 6.7% in 2016 compared to 6.9% in 2015. In the market place, while swine prices were favourable during the year, swine inventory generally remained at low levels. With stricter environmental and other requirements, the commercial segment fared better and especially the larger players.

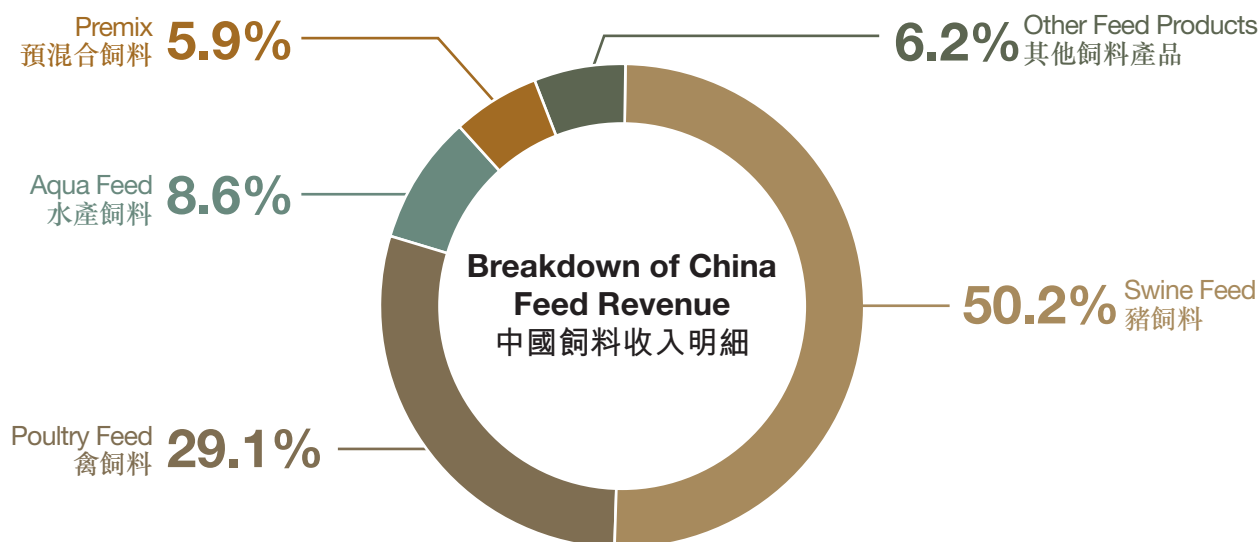
With a focus on the commercial segment and, in particular, large-scale farms, the Group's China feed sales volume increased 10.4% to 6.07 million tons. However, feed revenue declined 4.4% to US\$2,899 million as a result of lower average selling prices reflecting lower raw material costs. Gross profit margin for the Group's China agri-food business was at 17.8% in 2016 compared to 18.7% in 2015.

Swine feed continued to be the largest component in the Group's China feed business segment, accounting for 50.2% of revenue from this segment in 2016. Poultry feed, aqua feed, and other feed products and premix contributed 29.1%, 8.6%, 6.2% and 5.9%, respectively. The Group's swine feed sales volume in 2016 increased by 18.4% to 3.00 million tons, mainly due to increased sales to large-scale farms. Despite lower raw material prices bringing down average selling prices, swine feed revenue increased 1.6% to US\$1,454 million. Similarly, mainly due to increased sales to commercial players, poultry sales volume increased by 8.2% to 2.12 million tons; revenue dropped by 8.2% to US\$845 million, again, due to lower average selling prices reflecting lower raw material costs. Sales volume of aqua feed dropped by 6.0% to 0.38 million tons whilst revenue declined by 13.6% to US\$248 million, mainly due to unfavourable weather conditions.

中國整體經濟增長仍然緩和。根據中華人民共和國國家統計局統計，二零一六年中國國內生產總值增長6.7%，二零一五年則增長6.9%。在市場上，儘管生豬價格於年內處於有利水平，生豬存欄卻普遍維持在低位。越趨嚴謹的環保及其他要求更有利於商品市場，特別是規模養殖場。

本集團專注於商品市場，尤其是規模養殖場，中國飼料業務銷量增加10.4%至607萬噸。然而，飼料業務收入按年下降4.4%至28.99億美元，主要反映了平均銷售價格因原材料成本下降而下調。本集團中國農牧食品業務的毛利率於二零一六年為17.8%，二零一五年則為18.7%。

豬飼料仍是本集團中國飼料業務收入的最重要部分，佔飼料業務二零一六年收入50.2%。家禽、水產、其他飼料產品及預混合飼料分別佔29.1%、8.6%、6.2%及5.9%。本集團二零一六年豬飼料銷量上升18.4%至300萬噸，主要受規模養殖場的銷售增長所帶動。儘管原材料價格下降導致平均飼料銷售價格往下調整，豬飼料收入仍上升1.6%至14.54億美元。同樣由於受商品養殖場銷售增長帶動，家禽飼料銷量上升8.2%至212萬噸，收入則下降8.2%至8.45億美元，再次反映了平均銷售價格因原材料成本下降而下調。水產飼料銷量減少6.0%至38萬噸，收入下降13.6%至2.48億美元，主要受不利天氣因素影響。



Management Discussion and Analysis

管理層討論及分析

Agri-food Business in Vietnam

Economic growth in Vietnam also remains moderate. According to the General Statistics Office of Vietnam, gross domestic product growth was 6.2% in 2016 compared to 6.7% in 2015. In the agri-food industry, swine prices were favourable in the first nine months of the year, benefitting farming players in general. However, swine prices started to drop dramatically since October 2016, impacting our business in the last three months of the year. Meanwhile, similar to the situation in China, lower raw material costs compared to 2015 resulted in lower average selling prices for our feed products.

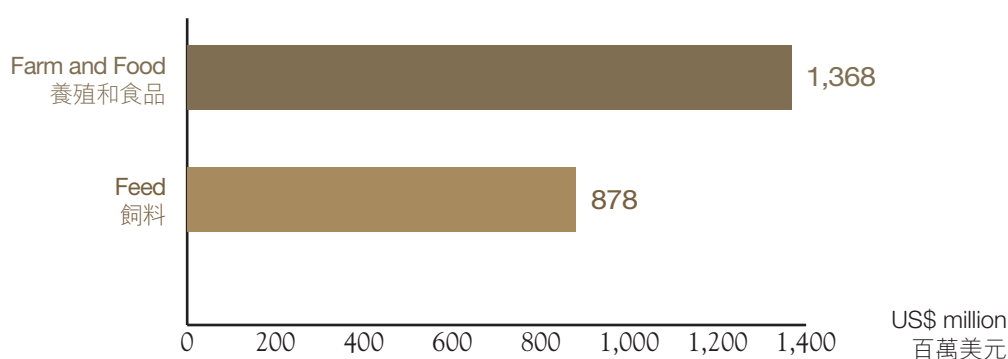
Overall, revenue of the Group's agri-food business in Vietnam increased 7.2% to US\$2,246 million. Feed business accounted for 39.1% of the Group's Vietnam revenue, while farm and food businesses combined accounted for the remaining 60.9%. Overall gross profit margin of the Group's agri-food business in Vietnam was 17.4% in 2016 compared to 16.1% in 2015.

越南農牧食品業務

越南經濟增長同樣仍然緩和。根據越南統計總局統計，二零一六年越南國內生產總值增長6.2%，二零一五年則增長6.7%。越南農牧食品業方面，生豬價格於本年度首九個月處於有利水平，使養殖場普遍受惠。然而，生豬價格自二零一六年十月開始急劇下降，影響了我們在最後三個月的業務表現。與此同時，與中國的情況相似，較二零一五年為低的原材料成本導致飼料產品平均銷售價格下調。

整體而言，本集團越南農牧食品業務收入增長7.2%至22.46億美元，其中飼料業務佔本集團越南業務收入39.1%，養殖及食品業務共佔餘下的60.9%。本集團越南農牧食品業務的整體毛利率於二零一六年為17.4%，二零一五年則為16.1%。

Vietnam – Revenue
越南 – 收入



Management Discussion and Analysis

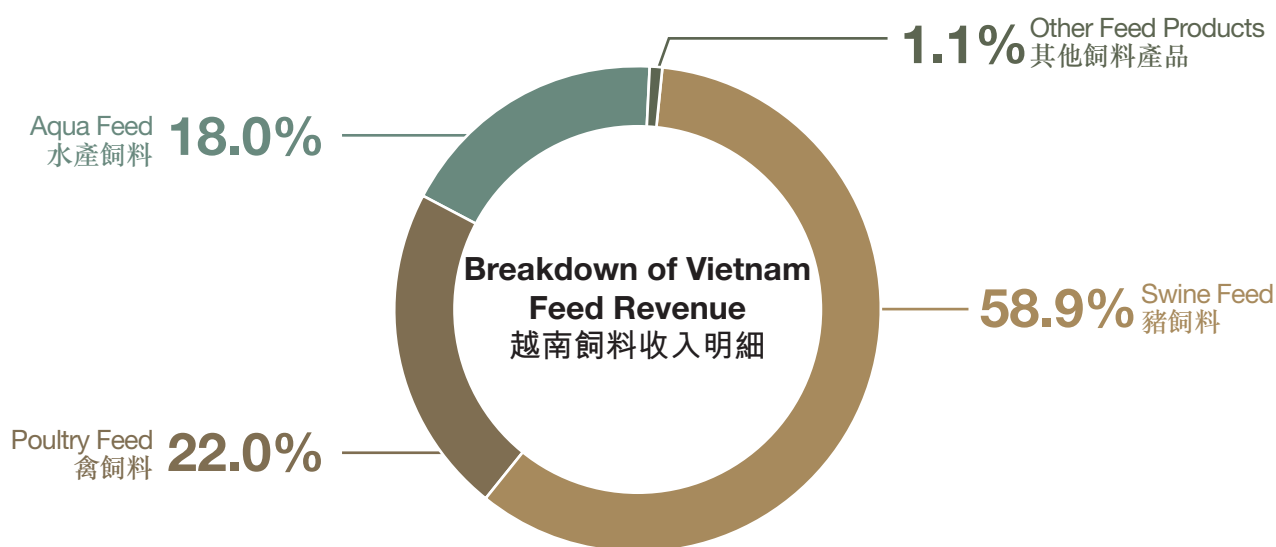
管理層討論及分析

Feed

In 2016, the Group recorded robust feed sales volume growth in Vietnam. Total feed sales volume in Vietnam was 1.94 million tons, an increase of 19.3% compared to 2015. However, lower raw material costs resulted in lower average feed selling prices. Revenue of the Group's feed business in Vietnam increased by 5.6% to US\$878 million. Swine, poultry, aqua and other feed products accounted for 58.9%, 22.0%, 18.0% and 1.1%, respectively.

飼料

二零一六年，本集團越南整體飼料銷量增長保持穩健。越南的整體飼料業務銷量為194萬噸，較二零一五年上升19.3%。然而，較低的原材料價格使平均飼料銷售價格往下調整。本集團越南飼料業務收入上升5.6%至8.78億美元，其中豬、家禽、水產及其他飼料產品分別佔58.9%、22.0%、18.0%及1.1%。



Farm and Food

Combined revenue of the Group's farm and food businesses in Vietnam was US\$1,368 million, an 8.2% increase from the previous year. Swine farming continues to be the major revenue contributor of this business segment. In the first nine months of the year, average swine prices were approximately 5% higher than the same period in 2015. This factor along with improved farming efficiency led to solid results for this business segment in the first three quarters of 2016. However, swine prices in the last three months of 2016 dropped dramatically by approximately 15% compared to the same period last year. A negative change in fair value of biological assets of US\$49 million was recorded in the fourth quarter of 2016 or US\$33 million for the full year. Consequently, the performance of this segment in the last three months of 2016 was adversely affected.

養殖及食品

越南養殖及食品業務的整體收入較去年上升8.2%至13.68億美元。生豬養殖繼續為此業務收入的最重要部分。本年度九個月的平均生豬價格較二零一五年同期上升約5%，加上養殖效率提高，本業務於二零一六年首三個季度錄得理想業績。然而，二零一六年最後三個月的生豬價格較去年同期急劇下降約15%，加上二零一六年第四季度生物資產公允價值變動淨額為負4,900萬美元，全年為負3,300萬美元，因此嚴重影響了該業務二零一六年最後三個月的表現。

OUTLOOK

Looking ahead into 2017, uncertainties in global economy are expected to weigh-in on economic growth around the world. Animal protein prices in both of our operating markets – China and Vietnam – have also started to regress. The market condition in the fourth quarter of 2016 is expected to extend into 2017. Overall, we maintain a cautious outlook for 2017.

展望

展望二零一七年，預計全球經濟的不確定性將持續影響環球經濟增長。動物蛋白質價格於我們的營運市場包括中國和越南均開始回落，而二零一六年第四季度之市況預計將延續至二零一七年。總體而言，我們對二零一七年前景維持謹慎態度。

Management Discussion and Analysis

管理層討論及分析

LIQUIDITY AND FINANCIAL RESOURCES

As at 31 December 2016, the Group had total assets of US\$3,633.4 million, representing an increase of 16.2% as compared to US\$3,127.9 million as at 31 December 2015.

Net debt (31 December 2016: US\$962.6 million, 31 December 2015: US\$559.1 million) to equity ratio (defined as total bank borrowings and corporate bond minus cash and deposits divided by total equity) was 0.68 as compared to 0.42 as at 31 December 2015.

The borrowings of the Group are denominated in U.S. dollars (“US\$”) (31 December 2016: US\$789.8 million, 31 December 2015: US\$587.5 million), Vietnamese Dong (“VND”) (31 December 2016: US\$229.7 million, 31 December 2015: US\$376.4 million) and Renminbi (“RMB”) (31 December 2016: US\$404.1 million, 31 December 2015: US\$139.2 million).

As at 31 December 2016, the Group’s current portion of long-term borrowings amounted to US\$66.1 million (31 December 2015: US\$138.1 million) and fixed interest rate borrowings amounted to US\$203.7 million (31 December 2015: US\$43.1 million).

All domestic sales in mainland China and Vietnam are transacted in RMB and VND respectively and export sales are transacted in foreign currencies. Foreign currencies are required for purchase of certain raw materials, equipment, etc. The Group monitors foreign exchange movements and determines appropriate hedging activities when necessary. During the year, the Group has entered into forward exchange contracts to manage its exchange rate exposures of US\$ denominated liabilities against RMB and VND. As at 31 December 2016, the aggregate notional principal amount of these outstanding derivative financial instruments for US\$ against RMB and VND were US\$161.1 million and US\$27.7 million, respectively.

CAPITAL STRUCTURE

The Group finances its working capital requirements through a combination of funds generated from operations and borrowings. The Group had time deposits and cash and cash equivalents of US\$420.0 million as at 31 December 2016, a decrease of US\$75.1 million as compared to US\$495.1 million as at 31 December 2015.

CHARGES ON GROUP ASSETS

As at 31 December 2016, out of the total borrowings of US\$1,423.6 million (31 December 2015: US\$1,103.1 million) obtained by the Group, US\$113.5 million (31 December 2015: US\$54.3 million) was secured and accounted for 8.0% (31 December 2015: 4.9%) of the total borrowings. Certain of the Group’s property, plant and equipment and land lease prepayments with an aggregate net book value of US\$102.8 million (31 December 2015: land lease prepayments with an aggregate net book value of US\$11.7 million) were pledged as security.

資金流動性及財政資源

於二零一六年十二月三十一日，本集團之總資產為36.33億美元，較二零一五年十二月三十一日之31.28億美元，增加16.2%。

淨債務(二零一六年十二月三十一日：9.63億美元，二零一五年十二月三十一日：5.59億美元)對權益比率(定義為銀行借款及企業債券總額減現金及存款後除以權益總額)為0.68，相對二零一五年十二月三十一日之0.42。

本集團的借款以美元(二零一六年十二月三十一日：7.90億美元，二零一五年十二月三十一日：5.88億美元)、越南盾(二零一六年十二月三十一日：2.30億美元，二零一五年十二月三十一日：3.76億美元)及人民幣(二零一六年十二月三十一日：4.04億美元，二零一五年十二月三十一日：1.39億美元)作為單位。

於二零一六年十二月三十一日，本集團長期借款之流動部分為0.66億美元(二零一五年十二月三十一日：1.38億美元)及按固定利率計息之借款為2.04億美元(二零一五年十二月三十一日：0.43億美元)。

於中國大陸和越南之所有國內銷售分別以人民幣和越南盾計算，而出口銷售則以外幣計算。本集團於購買若干原材料及設備時均需支付外幣。本集團監控外匯變動，必要時考慮適當的對沖活動。於本年內，本集團已訂立遠期外匯合同以管理其美元負債兌人民幣及越南盾之匯率風險。於二零一六年十二月三十一日，人民幣及越南盾之未到期衍生金融工具的面值合計分別為1.61億美元及0.28億美元。

資本結構

本集團透過營運資金及借款應付其流動資金需求。於二零一六年十二月三十一日，本集團持有定期存款及現金及現金等價物4.20億美元，較二零一五年十二月三十一日之4.95億美元減少0.75億美元。

本集團資產抵押

於二零一六年十二月三十一日，本集團總借款為14.24億美元(二零一五年十二月三十一日：11.03億美元)，其中1.14億美元(二零一五年十二月三十一日：0.54億美元)借款需提供資產抵押，佔總借款之8.0%(二零一五年十二月三十一日：4.9%)。本集團已用作抵押之物業、廠房及設備及預付土地租賃費賬面淨額合計為1.03億美元(二零一五年十二月三十一日：預付土地租賃費賬面淨額合計為0.12億美元)。

Management Discussion and Analysis

管理層討論及分析

CONTINGENT LIABILITIES

Guarantees were given by certain subsidiaries in the Group to financial institutions in the PRC for certain indebtedness of independent third party customers of the Group. In the case of financial guarantees provided which exceed the net asset value of the relevant subsidiaries, our maximum contingent liabilities are limited to the net asset value of these subsidiaries. The net asset value of the relevant subsidiaries as at 31 December 2016 was approximately US\$85.8 million (31 December 2015: US\$91.0 million). The contingent liabilities of the Group in respect of such guarantees as at 31 December 2016 were US\$30.9 million (31 December 2015: US\$50.2 million).

BIOLOGICAL ASSETS

As at 31 December 2016, the Group's biological assets amounted to US\$383.8 million (2015: US\$348.7 million). The change in the value of biological assets during the year ended 31 December 2016 of US\$35.1 million (2015: US\$5.6 million) was mainly attributable to (i) increase due to purchases/raising of biological assets of US\$1,002.7 million (2015: US\$922.0 million), and (ii) decrease due to sales of biological assets of US\$872.2 million (2015: US\$837.7 million).

During the year ended 31 December 2016, the Group recorded a negative net change in fair value of biological assets of US\$33.0 million (2015: positive net change of US\$7.0 million), mainly due to decrease in selling price of swine.

We have complied with relevant laws and regulations and have obtained the requisite licenses and permits for carrying out our farming business from relevant regulatory authorities, including the Investment Certificate issued by the Management Board of Dong Nai Industrial Zone in Vietnam.

SIGNIFICANT INVESTMENTS HELD, MATERIAL ACQUISITIONS AND DISPOSALS

Save for those disclosed in this annual report, there were no other significant investments held, nor material acquisitions or disposals during the year.

EMPLOYEE AND REMUNERATION POLICIES

As at 31 December 2016, the Group employed around 32,000 employees in the PRC, Vietnam and Hong Kong. The Group remunerates its employees based on their performance, experience and prevailing market rates while performance bonuses are granted on a discretionary basis. Other employee benefits include, for example, medical insurance and training.

或有負債

本集團若干附屬公司在中國為獨立第三方客戶之若干債務向財務機構提供擔保。假若提供的財務擔保超過相關附屬公司之淨資產，本集團最高之或有負債則限於該等附屬公司之淨資產。相關附屬公司於二零一六年十二月三十一日之淨資產約為0.86億美元(二零一五年：0.91億美元)。本集團於二零一六年十二月三十一日有關該等擔保之或有負債為0.31億美元(二零一五年：0.50億美元)。

生物資產

於二零一六年十二月三十一日，本集團之生物資產合計3.84億美元(二零一五年：3.49億美元)。於截至二零一六年十二月三十一日止年度內生物資產上升0.35億美元(二零一五年：0.06億美元)，主要由於(i)因購買／養殖而增加合計10.03億美元(二零一五年：9.22億美元)，及(ii)因銷售而減少8.72億美元(二零一五年：8.38億美元)。

於截至二零一六年十二月三十一日止年度內，本集團錄得負0.33億美元(二零一五年：正0.07億美元)生物資產公允值變動淨額，主要由於豬隻售價下跌。

我們已遵守相關法規，並已從相關監管機構取得從事養殖業務所需要之執照及許可，包括於越南同奈工業區管理局所發的投資證書。

持有的重大投資、重大收購及出售

除本年報所披露外，本集團在本年內沒有持有任何其他重大投資，亦沒有進行任何重大收購或出售。

僱員及酬金政策

於二零一六年十二月三十一日，本集團於中國、越南及香港共聘用約32,000名僱員。本集團根據僱員的表現、經驗及現行的市場水平，釐訂其薪津，並酌情授予花紅。其他僱員福利包括例如：醫療保險及培訓。

Corporate Governance Report

企業管治報告

C.P. Pokphand Co. Ltd. (the “Company”) is committed to maintaining a high standard of corporate governance, the principles of which are to uphold a high standard of ethics, transparency, accountability and integrity in all aspects of business and to ensure that affairs are conducted in accordance with applicable laws and regulations.

卜蜂國際有限公司(「本公司」)致力維持高水平的企業管治，其原則旨在維護公司在各業務方面均能貫徹高水平的道德、透明度、責任及誠信操守，並確保所有業務運作符合適用法律和法規。

CORPORATE GOVERNANCE CODE

The Company complied with all code provisions set out in Appendix 14 of the Rules Governing the Listing of Securities on The Stock Exchange of Hong Kong Limited (the “Listing Rules”) – Corporate Governance Code and Corporate Governance Report (the “Corporate Governance Code”) throughout the year ended 31 December 2016.

企業管治守則

截至二零一六年十二月三十一日止年度內，本公司一直遵守香港聯合交易所有限公司《證券上市規則》(「《上市規則》」)附錄十四所載之《企業管治守則》及《企業管治報告》(「《企業管治守則》」)的所有守則條文。

THE BOARD

(a) Board Composition

As at the date of this report, the board of directors of the Company (the “Board”) comprises fifteen directors including eight executive directors, two non-executive directors and five independent non-executive directors.

The biographical details of all directors of the Company (the “Directors”) and the relationships among Directors and senior management are set out in the Biographical Details of Directors and Senior Management section on pages 32 to 37 of the annual report.

(b) Chairman and Chief Executive

Mr. Dhanin Chearavanont is Chairman of the Group. Mr. Bai Shanlin and Mr. Sooksunt Jiumjaiswanglerg are the Chief Executive Officers of China area and Vietnam area respectively. The roles of chairman and chief executives are distinct and separate with a clear division of responsibilities. The Chairman is responsible for overseeing the function of the Board while the Chief Executive Officers are responsible for managing the Group’s business.

董事會

(a) 董事會的組成

截至本報告書日期止，本公司董事會(「董事會」)共有十五名成員，包括八名執行董事、兩名非執行董事及五名獨立非執行董事。

本公司所有董事(「董事」)的履歷及董事和高級管理人員之間的關係載於年報第32至37頁「董事及高級管理人員履歷詳情」一節。

(b) 董事長和行政總裁

謝國民先生為本集團董事長。白善霖先生及Sooksunt Jiumjaiswanglerg先生分別為中國區及越南區的行政總裁。董事長與行政總裁的角色獨立分明、分工清晰。董事長負責監督董事會職能運作，行政總裁則負責管理本集團的業務。

Corporate Governance Report

企業管治報告

(c) Roles and Responsibilities

The Board, including through its committees, leads and provides direction for management by laying down strategies and overseeing their implementation by management, reviews the operational and financial performance, provides oversight to ensure that a sound system of risk management and internal control is in place, and performs corporate governance functions.

Management is responsible for the execution of business strategies and dealing with day-to-day operations.

The Company has arranged appropriate directors' and officers' liability insurance for its Directors and officers.

(d) Independent Non-executive Directors

During the year ended 31 December 2016, the Board, at all times, met the requirements of Rules 3.10(1), 3.10(2) and 3.10A of the Listing Rules relating to the appointment of at least three independent non-executive directors with at least one independent non-executive director possessing appropriate professional qualifications or accounting or related financial management expertise and the number of independent non-executive directors representing at least one-third of the board.

The Company has received annual confirmation of independence from each of the independent non-executive Directors in accordance with Rule 3.13 of the Listing Rules. The Company considers that all independent non-executive Directors are independent and meet the independence guidelines set out in the Listing Rules.

(c) 角色及職責

董事會(包括其委員會)帶領並指導管理層,其包括制定及監察管理層推行策略、檢討運作及財務表現,作出監督以確保設有良好的風險管理和內部監控系統,和履行企業管治職責。

管理層負責執行業務策略及處理日常運作。

本公司已為董事和高級人員購買合適的董事及高級人員的責任保險。

(d) 獨立非執行董事

截至二零一六年十二月三十一日止年度內,董事會一直符合《上市規則》第3.10(1)條、第3.10(2)條及第3.10A條有關委任至少三名獨立非執行董事,而其中至少一名獨立非執行董事具備適當之專業資格或會計或相關之財務管理專長,及獨立非執行董事人數佔董事會至少三分之一的規定。

本公司已收到各獨立非執行董事根據《上市規則》第3.13條就其獨立性而作出的年度確認函。本公司認為所有獨立非執行董事均具備獨立性,符合《上市規則》所載的獨立指引。

Corporate Governance Report

企業管治報告

(e) Directors' Securities Transactions

The Company has adopted Appendix 10 of the Listing Rule – Model Code for Securities Transactions by Directors of Listed Issuers (the “Model Code”), as the code of conduct for dealings in the Company’s securities by its Directors. Having made specific enquiries with each of the Directors, all of them have confirmed that they complied with the required standard set out in the Model Code during the year ended 31 December 2016.

Directors’ and chief executives’ interests and short positions in shares and underlying shares of the Company and its associated corporations are disclosed in the Report of the Directors section of the annual report on pages 48 to 49.

(f) Directors' Training

Every director keeps abreast of his or her responsibilities as a director of the Company and of the business activities and development of the Company. During the year, the Company provided trainings on the Listing Rules and monthly updates on the Company’s financial performance and financial position to all Directors.

(g) General Meetings, Board Meetings and Board Committee Meetings

During the year ended 31 December 2016, the Company held one annual general meeting, one special general meeting, eleven Board meetings, two Audit Committee meetings, one Remuneration Committee meeting and one Nomination Committee meeting.

Directors are expected to devote sufficient time and attention to performing their duties and responsibilities. According to the bye-laws of the Company, Directors can attend board meetings in person or by means of a conference telephone or similar communications equipment.

(e) 董事的證券交易

本公司已採納《上市規則》附錄十所載之上市發行人董事進行證券交易的標準守則（「標準守則」），作為其董事買賣本公司證券的行為守則。經向各位董事作出具體查詢後，彼等確認於截至二零一六年十二月三十一日止年度內，彼等已遵守標準守則內所載的規定標準。

董事及行政人員於本公司及其相聯法團的股份及相關股份中的權益及淡倉於年報第48至49頁「董事報告書」一節中披露。

(f) 董事培訓

每名董事均遵守作為本公司董事之責任，並與本公司之業務活動及發展並進。於年內，本公司已向所有董事提供有關《上市規則》的培訓及每月本公司之財務表現及財務狀況之最新資料。

(g) 股東大會、董事會及董事會轄下的委員會會議

於截至二零一六年十二月三十一日止年度，本公司已舉行一次股東周年大會、一次股東特別大會、十一次董事會會議、兩次審核委員會會議、一次薪酬委員會會議和一次提名委員會會議。

董事在履行其職責時須付出充分時間及關注。根據本公司細則，董事可親身出席或透過電話會議方式或類似的通訊設備參與董事會會議。

Corporate Governance Report

企業管治報告

(g) General Meetings, Board Meetings and Board Committee Meetings (continued)

The attendance of each Director, by name, in 2016 is set out in the following table:

(g) 股東大會、董事會及董事會轄下的委員會會議 (續)

下表具名列載每位董事於二零一六年的出席率：

		No. of meetings attended/held 出席次數/會議舉行次數						
		Annual General Meeting 股東 周年大會	Special General Meeting 股東 特別大會	Board 董事會	Audit Committee 審核 委員會	Remuneration Committee 薪酬 委員會	Nomination Committee 提名 委員會	Corporate Governance Committee 企業管治 委員會
<i>Executive Directors</i>		<i>執行董事</i>						
Mr. Dhanin Chearavanont (Chairman)	謝國民先生(董事長)	1/1	0/1	10/11	-	-	1/1	-
Mr. Adirek Sripatak	蔡益光先生	1/1	0/1	11/11	-	1/1	1/1	-
Mr. Soopakij Chearavanont	謝吉人先生	0/1	0/1	11/11	-	-	-	-
Mr. Suphachai Chearavanont	謝躋仁先生	0/1	0/1	7/11	-	-	-	-
Mr. Bai Shanlin	白善霖先生	0/1	0/1	11/11	-	-	-	-
Mr. Sooksunt Jiumjaiswanglerg	Sooksunt Jiumjaiswanglerg先生	0/1	0/1	11/11	-	-	-	-
Mr. Anan Athigapanich	黃業夫先生	0/1	0/1	10/11	-	-	-	-
Mrs. Arunee Watcharananan	Arunee Watcharananan女士	0/1	0/1	11/11	-	-	-	-
<i>Non-executive Directors</i>		<i>非執行董事</i>						
Mr. Meth Jiaravanont	謝克俊先生	0/1	0/1	9/11	2/2	-	-	-
Mr. Yoichi Ikezoe	池添洋一先生	1/1	1/1	11/11	-	-	-	-
<i>Independent Non-executive Directors</i>		<i>獨立非執行董事</i>						
Mr. Ma Andrew Chiu Cheung	馬照祥先生	1/1	1/1	11/11	2/2	1/1	1/1	0/0
Mr. Sombat Deo-isres	Sombat Deo-isres先生	1/1	0/1	11/11	2/2	1/1	1/1	0/0
Mr. Sakda Thanitcul	Sakda Thanitcul先生	1/1	0/1	10/11	2/2	1/1	1/1	0/0
Mr. Vinai Vittavasarnvej	Vinai Vittavasarnvej先生	1/1	0/1	11/11	-	-	-	-
Mrs. Vatchari Vimooktayon	Vatchari Vimooktayon女士	1/1	0/1	11/11	-	-	-	-

Corporate Governance Report

企業管治報告

(h) Accountability and Audit

The Board is responsible for presenting a balanced, clear and understandable assessment of the Company's performance in annual and interim reports.

The Directors acknowledge their responsibility for preparing the financial statements, which give a true and fair view of the financial position of the Group and the financial performance and cash flows of the Group in accordance with International Financial Reporting Standards and the disclosure requirements of the Hong Kong Companies Ordinance. The statement of the auditors of the Company about their responsibilities on the financial statements of the Group is set out in the Independent Auditor's Report section on pages 63 and 71 of the annual report.

The Board considers that in preparing the financial statements, the Group has applied appropriate accounting policies that are consistently adopted and made judgements and estimates that are reasonable and prudent in accordance with the applicable accounting standards.

The Directors confirm that, to the best of their knowledge, information and belief, having made all reasonable enquiries, they are not aware of any material uncertainties relating to events or conditions that may cast significant doubt upon the Company's ability to continue as a going concern.

(h) 問責及審核

董事會負責在年報及中期報告對本公司之表現作出平衡、清晰及容易理解的評估。

董事確認編製財務報表的責任，財務報表須按照《國際財務報告準則》及香港《公司條例》的披露要求真實而中肯地反映本集團的財務狀況、本集團財務表現及現金流量的狀況。本公司核數師就其對本集團財務報表的責任之聲明載於年報第63及71頁「獨立核數師報告」一節。

董事會認為本集團在編製財務報表時已一貫地採納適當的會計政策，並根據適用的會計準則作出合理及審慎的判斷與估計。

董事確認經作出一切合理查詢後，就彼等所知、所悉及所信，彼等並不知悉任何重大不明朗之事件或情況，可能會對本公司持續經營能力造成重大疑慮。

Corporate Governance Report

企業管治報告

BOARD DELEGATION

The Board has delegated authority to four committees which operate under defined terms of reference. The terms of reference of the Nomination Committee, the Remuneration Committee and the Audit Committee are available on the Company's website. The attendance of each committee member, by name, in 2016 is set out on page 22.

(i) Nomination Committee

The Nomination Committee comprises two executive Directors, namely Mr. Dhanin Chearavanont (Chairman) and Mr. Adirek Sripratak, and three independent non-executive Directors, namely Mr. Ma Andrew Chiu Cheung, Mr. Sombat Deo-isres and Mr. Sakda Thanitcul.

The Nomination Committee is delegated by the Board with the primary responsibility to formulate and implement the nomination policy and board diversity policy, make recommendations to the Board on the selection of individual(s) nominated for directorship and assess the independence of independent non-executive Directors.

According to the board diversity policy of the Company, selection of candidates is based on a range of diversity considerations, which include but are not limited to gender, age, cultural and educational background, professional experience, skills and knowledge. The Company's corporate strategy and organisational needs are also taken into account. Board appointments are based on meritocracy.

All non-executive Directors and independent non-executive Directors are appointed for a successive term of one year and, together with all other Directors, are subject to retirement by rotation, but may offer themselves for re-election at annual general meetings in accordance with the Company's bye-laws. According to the Company's bye-laws, at each annual general meeting of the Company no less than one-third of the Directors for the time being shall be subject to retirement by rotation at least once every three years.

The Nomination Committee held one meeting during the year to consider the nomination of Mr. Yu Jianping as an executive director of the Company and review the Board composition.

董事會授權

董事會轄下授權四個委員會按照特定的職權範圍運作，提名委員會、薪酬委員會和審核委員會的職權範圍已載於本公司網站。每名委員會成員於二零一六年的出席率具名列載於第22頁。

(i) 提名委員會

提名委員會由兩名執行董事即謝國民先生(主席)、蔡益光先生及三名獨立非執行董事即馬照祥先生、Sombat Deo-isres先生和Sakda Thanitcul先生所組成。

提名委員會由董事會授權，主要負責制定及執行提名政策及董事會成員多元化政策、向董事會提供有關挑選提名人士出任董事的建議及評估獨立非執行董事的獨立性。

根據本公司的董事會成員多元化政策，甄選人選是按一系列多元化考慮為基準，包括但不限於性別、年齡、文化及教育背景、專業經驗、技能及知識，以及考慮本公司企業策略和組織需要。董事會委任是以用人唯才為基準。

所有非執行董事及獨立非執行董事獲委任的指定任期為一年，可續任和根據本公司細則與所有其他董事輪席退任並於股東周年大會上膺選連任。根據本公司細則，於本公司每屆股東周年大會上，應有不少於當時董事人數三分之一的董事輪席退任(至少每三年一次)。

提名委員會於年內召開了一次會議以考慮提名于建平先生為本公司執行董事及檢討董事會的組成。

Corporate Governance Report

企業管治報告

(ii) Remuneration Committee

The Remuneration Committee comprises three independent non-executive Directors, namely Mr. Ma Andrew Chiu Cheung (Chairman), Mr. Sombat Deo-isres and Mr. Sakda Thanitcul, and an executive Director, Mr. Adirek Sripratak.

The Remuneration Committee is delegated by the Board with primary responsibility to make recommendations to the Board on the remuneration policy and structure for all directors and senior management and determine the remuneration packages of individual executive directors and senior management.

The primary objective of the Remuneration Committee is to ensure that the Company is able to attract, retain and motivate high-caliber employees who are critical to the success of the Company, thereby enhancing the value of the Company to shareholders. The objective of the Company's remuneration policy is to maintain fair and competitive packages based on business requirements and industry practices.

The Remuneration Committee held one meeting during the year to determine remuneration packages for the Directors and senior management.

Details of emoluments of each Director are set out in note 10 to the financial statements of the annual report. The remuneration of the members of the senior management by band for the year ended 31 December 2016 is set out below:

(HK\$) (港元)		Number of Senior Management 高級管理人員人數
0 to 3,000,000	0至3,000,000	1
3,000,001 to 6,000,000	3,000,001至6,000,000	1

(iii) Corporate Governance Committee

The Company established the Corporate Governance Committee on 11 August 2016. The Corporate Governance Committee comprises three independent non-executive Directors, namely Mr. Ma Andrew Chiu Cheung (Chairman), Mr. Sombat Deo-isres and Mr. Sakda Thanitcul.

(ii) 薪酬委員會

薪酬委員會現由三名獨立非執行董事即馬照祥先生(主席)、Sombat Deo-isres先生和Sakda Thanitcul先生和執行董事蔡益光先生所組成。

薪酬委員會由董事會授權，主要負責就董事及高級管理人員的全體薪酬政策及架構向董事會提出建議和釐定個別執行董事及高級管理人員的薪酬待遇。

薪酬委員會主要目標是確保本公司能夠吸引、挽留及激勵高質素僱員，鼓勵他們繼續為本公司的成功作出貢獻，從而為本公司股東創造價值。本公司的薪酬政策旨在根據業務所需及行業慣例，保持公平而具競爭力的僱員薪酬。

薪酬委員會於年內召開了一次會議，以釐定董事和高級管理人員的薪酬。

各董事的酬金詳情載於年報內財務報表附註10。於截至二零一六年十二月三十一日止年度內，高級管理人員成員之薪酬範圍如下：

(iii) 企業管治委員會

本公司於二零一六年八月十一日成立企業管治委員會。企業管治委員會由三名獨立非執行董事即馬照祥先生(主席)、Sombat Deo-isres先生和Sakda Thanitcul先生所組成。

Corporate Governance Report

企業管治報告

(iii) Corporate Governance Committee (continued)

The Corporate Governance Committee is delegated by the Board with the primary responsibility to develop and review the Company's policies and practices on corporate governance; review and monitor the training and continuous professional development of directors and senior management; review and monitor the Company's policies and practices on compliance with legal and regulatory requirements; develop, review and monitor the code of conduct applicable to employees and directors; and review the Company's compliance with the Corporate Governance Code and disclosure in the Corporate Governance Report.

(iv) Audit Committee

The Audit Committee comprises three independent non-executive Directors, namely Mr. Ma Andrew Chiu Cheung (Chairman), Mr. Sombat Deo-isres and Mr. Sakda Thanitcul and a non-executive Director, Mr. Meth Jiaravanont.

The Audit Committee is delegated by the Board with primary responsibility to provide independent oversight of the Group's financial reporting, risk management and internal control systems. The Audit Committee is provided with sufficient resources to perform its duties including support from the Internal Audit Department, the external auditors and management in reviewing the Group's financial results, material financial, operational and compliance controls.

The Audit Committee held two meetings during the year. The following is a summary of work of the Audit Committee in 2016:

- reviewed the annual report and the annual results announcement for the year ended 31 December 2015 with recommendation to the Board for approval;
- reviewed the report from the external auditors to the Audit Committee for the year ended 31 December 2015;
- reviewed compliance with the Corporate Governance Code;

(iii) 企業管治委員會(續)

企業管治委員會由董事會授權，主要負責制定及檢討本公司的企業管治政策及常規；檢討及監察董事及高級管理人員的培訓及持續專業發展；檢討及監察本公司在遵守法律及監管規定方面的政策及常規；制定、檢討及監察僱員及董事的操守準則；檢討本公司遵守《企業管治守則》的情況及在《企業管治報告》內的披露。

(iv) 審核委員會

審核委員會由三名獨立非執行董事即馬照祥先生(主席)、Sombat Deo-isres先生、Sakda Thanitcul先生和非執行董事謝克俊先生所組成。

審核委員會由董事會授權，主要負責獨立監督本集團的財務匯報、風險管理及內部監控系統。審核委員會備有充足資源執行其工作，包括由內部審核部門、外聘核數師與管理層提供所需支援，以審核本集團財務業績、重要財務、營運及合規的監控。

審核委員會於年內召開了兩次會議，以下為審核委員會於二零一六年的工作摘要：

- 審閱截至二零一五年十二月三十一日止年度的年報及年度業績公告，並建議董事會通過；
- 審閱外聘核數師致審核委員會截至二零一五年十二月三十一日止年度的報告；
- 審閱遵守《企業管治守則》的情況；

Corporate Governance Report

企業管治報告

(iv) Audit Committee (continued)

- reviewed internal audit reports of the Group;
- reviewed the interim report and the interim results announcement for the six months ended 30 June 2016 with recommendation to the Board for approval;
- reviewed the report from the external auditors to the Audit Committee for the six months ended 30 June 2016;
- reviewed the audit and non-audit services undertaken by the external auditors; and
- reviewed the effectiveness of the risk management and internal control systems.

Subsequent to the year end, the Audit Committee reviewed the annual report and the annual results announcement for the year ended 31 December 2016 with recommendation to the Board for approval.

The Audit Committee is responsible for the appointment, re-appointment and removal of the external auditor, and the remuneration and terms of engagement of the external auditors. To ensure external auditors' independence, the Audit Committee reviewed the audit and non-audit services undertaken by the external auditors during the year.

During the year under review, the remuneration paid by the Group to the external auditors is set out below:

(iv) 審核委員會(續)

- 審閱本集團內部審計報告；
- 審閱截至二零一六年六月三十日止六個月的中期報告及中期業績公告，並建議董事會通過；
- 審閱外聘核數師致審核委員會截至二零一六年六月三十日止六個月的報告；
- 審閱由外聘核數師執行所有審核及非審核服務；及
- 審閱風險管理和內部監控系統的成效。

於年度結束後，審核委員會審閱截至二零一六年十二月三十一日止年度的年報及年度業績公告，並建議董事會通過。

審核委員會負責外聘核數師之委任、續聘和罷免及釐定外聘核數師的酬金與聘用條款。為確保外聘核數師的獨立性，審核委員會已檢討於年內由外聘核數師執行的審核及非審核服務。

於回顧年度內，本集團支付外聘核數師的酬金如下：

Category of Services	服務類別	2016 二零一六年 (US\$'000) (美元千元)
Audit services	審核服務	1,168
Review engagements and agreed-upon procedures	審閱委聘及 執行商定程序	319
		1,487
Other services	其他服務	55
Total	總額	1,542

Corporate Governance Report

企業管治報告

RISK MANAGEMENT AND INTERNAL CONTROL

Our Approach

The Group has established and adopted a risk management policy which is designed to manage the risks of failure associated with the Group to achieve its business objectives and provide reasonable, but not absolute, assurance against material misstatement or loss. A risk appetite statement has been established to define the extent of risks that the Group is willing to take in pursuit of its strategies and business objectives.

Clear roles and responsibilities are assigned to different level of management within the Group. The Board (i) has overall responsibility for the Group's risk management and internal control systems; (ii) oversees the design, implementation and monitoring of the risk management and internal control systems and (iii) evaluates and determines the nature and extent of the risks it is willing to take in achieving the Group's business objectives. The Board delegates the responsibility of reviewing the effectiveness of the Group's risk management and internal control systems to the Audit Committee which monitors the Group's risk management and internal control systems through the Internal Audit Department. The Internal Audit Department carries out independent reviews of key business processes and controls. Key findings and recommendations for improvement are regularly reported to the Audit Committee. The external auditors also report on any control issues identified in the course of their audit or review work to the Audit Committee. Management is responsible for designing, implementing and monitoring risk management and internal control systems, whereas risk owners are responsible for identifying, analyzing and prioritizing risk for further consideration by management, and ensuring that the risk monitoring and control system are working effectively and risk mitigation actions are implemented within business units.

Effectiveness Review

During the year, the Audit Committee, on behalf of the Board, has reviewed the effectiveness of the Group's risk management and internal control systems and was satisfied that the Company's internal control processes are adequate to meet the business needs of the Company. The Board considers that the risk management and internal control systems of the Group are effective and adequate.

風險管理及內部監控

我們的模式

本集團已制定和採納風險管理守則，旨在管理與本集團相關之未能達成其業務目標的風險，並就不會有重大的失實陳述或損失作出合理的保證。風險偏好聲明已制定，以訂立本集團在實踐其策略和業務目標時所願意承擔風險程度。

角色和責任清晰分配給本集團內不同級別的管理層。董事會(i)負責本集團的風險管理和內部監控系統；(ii)監督風險管理和內部監控系統的設計、實施和監察及(iii)評估和決定在實踐本集團業務目標時所願意承擔風險的性質和程度。董事會授權審核委員會檢討本集團風險管理及內部監控系統之成效，其透過內部審核部門以監察本集團之風險管理及內部監控系統。內部審核部門對主要業務流程和監控進行獨立審查。重要發現和改善建議定期向審計委員會報告。外聘核數師亦向審核委員會報告在審核過程中所識別的任何監控問題。管理層負責風險管理和內部監控系統的設計、實施和監察。而風險責任人負責識別、分析和為風險進行優先排序，以便管理層進一步考慮，並確保風險監察和監控系統有效運作，在業務單位內實施風險緩解措施。

成效審閱

於年內，審核委員會代表董事會已審閱本集團風險管理和內部監控系統的成效，並認為本公司內部監控程序足以滿足本公司的業務需要。董事會認為本集團的風險管理和內部監控系統有效和足夠。

RISK MANAGEMENT AND INTERNAL CONTROL (continued)

Continuous Improvement

We are committed to continually improving our risk management and internal control framework and shall continue to enhance the integration of risk management and internal control into our business process.

For the handling and dissemination of inside information, an inside information handling policy is in place to enable the Group to handle inside information and, where required, communicate with the Group's stakeholders in a timely manner.

SHAREHOLDERS' RIGHTS

Convening a Special General Meeting by Shareholders

In accordance with the Company's bye-law 48, the Board may, whenever it thinks fit, convene a special general meeting, and special general meetings shall also be convened on requisition, as provided by the Companies Act 1981 of Bermuda (as the same may from time to time be amended) (the "Companies Act"), and, in default, may be convened by the requisitionists.

Pursuant to the Companies Act, at the date of the deposit of the requisition, not less than one-tenth of the paid-up capital of the Company carrying the right of voting at general meetings of the Company can submit a written requisition to the Board for convening a special general meeting.

The requisition must state the purposes of the meeting, and must be signed by the requisitionists and deposited at the registered office of the Company.

If the Board fails to proceed duly to convene a meeting within twenty-one days from the date of the deposit of the requisition, the requisitionists, or any of them representing more than one half of the total voting rights of all of them, may themselves convene a meeting, but any meeting so convened shall not be held after the expiration of three months from the date of the written requisition.

Such meeting convened by the requisitionists shall be convened in the same manner as that in which meetings are to be convened by the Board. At least 14 clear days' notice in writing (and not less than 10 business days) shall be given to all members of the Company.

風險管理及內部監控(續)

持續改進

我們致力不斷改進我們的風險管理和內部監控架構，並將繼續加強風險管理和內部監控聯繫於我們的業務流程中。

有關處理及發佈內幕消息，本公司已制定內幕消息處理守則，使本集團能適時處理內幕消息及如有需要與本集團持份者溝通。

股東權利

股東召開股東特別大會的權利

根據本公司細則第48條，董事會可在其認為適合時召開股東特別大會。根據百慕達《1981年公司法》(同樣經不時修訂)(「公司法」)規定，股東亦可要求召開股東特別大會，並在請求不獲回應時由要求人士自行召開股東特別大會。

根據公司法，於遞交日期時持有不少於本公司繳足股本(有權於本公司股東大會上投票)十分之一的股東，有權向董事會遞交書面要求，召開股東特別大會。

書面要求必須註明大會之目的，並必須由要求人士簽署，及交回本公司的註冊辦事處。

倘董事會並無於遞交日期起計二十一日內正式召開會議，要求人士或其中代表全體要求人士總表決權半數以上之任何人士可自行召開會議，惟按此方式召開之任何會議須於遞交書面要求日期起計三個月內舉行。

要求人士依此召開之會議須盡可能以接近本公司召開會議之方式召開。須最少發出十四個整日(及不少於十個營業日)的書面通知予本公司所有股東。

Corporate Governance Report

企業管治報告

SHAREHOLDERS' RIGHTS (continued)

To Make Enquiry to the Board

Shareholders of the Company can make enquiry to the Board by writing to the principal place of business of the Company in Hong Kong.

To Put Forward Proposals at General Meetings

Pursuant to the Companies Act, any number of members of the Company representing not less than one-twentieth of the total voting rights of all the members having at the date of the requisition a right to vote at the meeting to which the requisition relates or not less than one hundred members can submit a written requisition to the Board for putting forward proposals at general meetings.

The requisition must state the resolution with a statement of not more than one thousand words with respect to the matter referred to in any proposed resolution or the business to be dealt with at that meeting and the requisition must be signed by the requisitionists.

The requisition must be deposited at the registered office of the Company by not less than six weeks before the meeting in the case of the requisition requiring notice of a resolution or by not less than one week before the meeting in case of any other requisition. The requisitionists must deposit a sum of money reasonably sufficient to meet the Company's expenses in serving the notice of the resolution and circulating the statement to all members of the Company.

股東權利(續)

向董事會作出查詢

本公司股東可向董事會作出查詢，以書面形式遞交至本公司於香港的主要營業地點。

於股東大會上提呈議案

根據公司法，於遞交日期時持有所有股東總表決權不少於二十分之一的股東或不少於100名的股東，有權向董事會遞交書面要求，於股東大會上提呈議案。

書面要求必須註明決議案，並載有關於該大會上提呈的決議案所述事宜或將處理的事項不超過1,000字之陳述書，及必須由要求人士簽署。

書面要求須在不少於(倘書面要求為須予通知的決議案)大會舉行前六週或(倘為任何其他書面要求)大會舉行前一週，交回本公司的註冊辦事處，並附上合理足以彌補本公司為決議案向本公司所有股東發出決議案的通知和陳述書的費用。

Corporate Governance Report

企業管治報告

SHAREHOLDERS' RIGHTS (continued)**To Propose a Person for Election as a Director**

Members of the Company (other than the person to be proposed) who are qualified to attend and vote at general meetings of the Company can submit a written requisition to the Board to propose a person for election as a director of the Company at such general meetings.

The requisition must be signed by the requisitionists and deposited, with a notice signed by the nominated candidate of his willingness to be elected and the candidate's information required to be disclosed under Rule 13.51(2) of the Listing Rules and a written consent from the nominated candidate to the publication of his personal data, at the principal place of business in Hong Kong of the Company no earlier than the day after the despatch of the notice of the general meeting appointed for such election and ending no later than seven days prior to the date of such general meeting.

Details of the procedures for proposing a person for election as a director are available on the Company's website.

INVESTOR RELATIONS

The Board has established a shareholders' communication policy setting out the principles of the Company in relation to the communication with shareholders, with the objective of maintaining full, open and timely communication with shareholders. Information would be communicated to shareholder in a timely manner, mainly through the publication of the Company's corporate communications including interim and annual reports, announcements and circulars. These publications are available on the Company's website.

During the year, the Company did not make any changes to the Company's constitutional documents.

股東權利(續)**提名個別人士參選董事**

合資格出席本公司股東大會及於會上投票的本公司股東(獲提名人士除外)有權向董事會遞交書面要求,於股東大會上提名個別人士參選董事。

書面要求必須由要求人士簽署,連同一份由被提名人士簽署的通知表明願意參選和就《上市規則》第13.51(2)條規定披露候選人的資料及候選人同意公佈其私人資料的同意書,由該等選舉之股東大會通告翌日起至該等股東大會舉行日期前七日,交回本公司於香港的主要營業地點。

由股東提名個別人士參選董事程序的詳情已載於本公司網站。

投資者關係

董事會已制定本公司就與股東交流之股東交流政策,旨在致力與股東保持充分、公開和適時的通訊。資訊主要透過本公司之企業傳訊,包括刊登中期報告、年報、公告及通函,向股東適時發佈。該等刊物已載於本公司網站。

於年內,本公司並無對其組織章程文件作出任何改動。

Biographical Details of Directors and Senior Management 董事及高級管理人員履歷詳情

Mr. Dhanin Chearavanont, aged 77, has been an Executive Director of the Company since 1988. He was appointed as Executive Chairman of the Company in 2005 and this title was subsequently changed to Chairman with effect from February 2010. Mr. Chearavanont was appointed as Chairman of the Nomination Committee of the Company in April 2012. Mr. Chearavanont is also the Senior Chairman of Charoen Pokphand Group Company Limited (“Charoen Pokphand Group”). He has extensive experience in establishing and operating businesses in Asia, Europe and USA. He also holds directorship in a subsidiary of the Company. Mr. Chearavanont is also the chairman of Charoen Pokphand Foods Public Company Limited (“CPF”), True Corporation Public Company Limited (“True Corporation”) and CP ALL Public Company Limited (“CP ALL”) (companies listed on the Stock Exchange of Thailand).

Mr. Adirek Sripratak, aged 70, has been a Vice Chairman of the Company and a member of the Remuneration Committee and the Nomination Committee of the Company since April 2012. Mr. Sripratak has been Chairman of the Executive Committee of CPF since March 2017. He is also a director of several subsidiaries of CPF and of the Company. Mr. Sripratak is also a director of CP ALL and Siam Makro Public Company Limited (“Siam Makro”), companies listed on the Stock Exchange of Thailand. He has more than 40 years’ experience in the agri-business and food industry. His valuable experience is widely recognised and has led to his appointment to a number of public offices and positions. His public service experiences include served as a Senator of the National Assembly of Thailand, the Honorary Chairman of the Thai Broiler Processing Exporters Association and an Honorary Director of Chiang Mai University Council. He received Honorary Doctorates from a number of universities in Thailand including Maejo University, Mae Fah Luang University, Rajamangala University of Technology Suvarnabhumi, Chiang Mai University, Rajamangala University of Technology Isan and Kasetsart University.

謝國民先生，77歲，自一九八八年起出任本公司之執行董事。彼自二零零五年起獲委任為本公司執行董事長，及隨後由二零一零年二月起，此職銜更改為董事長。謝先生於二零一二年四月獲委任為提名委員會主席。謝先生亦為卜蜂集團有限公司（「卜蜂集團」）之資深董事長。謝先生擁有在亞洲、歐洲及美國建立與經營業務之資深經驗。彼亦擔任本公司一家附屬公司之董事職位。謝先生亦擔任Charoen Pokphand Foods Public Company Limited（「CPF」）、True Corporation Public Company Limited（「True Corporation」）與 CP ALL Public Company Limited（「CP ALL」）之董事長（三家均為於泰國證券交易所上市之公司）。

蔡益光先生，70歲，自二零一二年四月起出任為本公司之副董事長及本公司薪酬委員會和提名委員會的成員。蔡先生從二零一七年三月起為CPF之行政委員會主席。彼亦是CPF和本公司若干附屬公司之董事。蔡先生亦是CP ALL及Siam Makro Public Company Limited（「Siam Makro」）（兩家於泰國證券交易所上市之公司）之董事。彼擁有超過40年農業和食品工業的經驗。彼之寶貴經驗被受公認亦為其帶來若干公職和職位。彼之公職經驗包括泰國國會的參議員、Thai Broiler Processing Exporters Association的名譽主席及泰國Chiang Mai University校董會的名譽董事。彼在泰國獲若干大學頒發榮譽博士學位包括Maejo University、Mae Fah Luang University、Rajamangala University of Technology Suvarnabhumi、Chiang Mai University、Rajamangala University of Technology Isan和Kasetsart University。

Biographical Details of Directors and Senior Management

董事及高級管理人員履歷詳情

Mr. Soopakij Chearavanont, aged 52, has been an Executive Director of the Company since 2005 and a Vice Chairman since February 2010. He obtained a Bachelor of Science degree in the College of Business and Public Administration of New York University, USA and has extensive multinational investment and management experience in various industries. He also holds directorship in a subsidiary of the Company. Mr. Chearavanont is also the Chairman of Charoen Pokphand Group, C.P. Lotus Corporation (“C.P. Lotus”, listed on the Main Board of the Stock Exchange), Chia Tai Enterprises International Limited (“CTEI”, listed on the Main Board of the Stock Exchange) and True Visions Public Company Limited (“True Visions”). He is also a director of True Corporation, CP ALL and Siam Makro and a non-executive director of Ping An Insurance (Group) Company of China Limited (a company listed on the Main Board of the Stock Exchange and the Shanghai Stock Exchange).

Mr. Suphachai Chearavanont, aged 49, has been an Executive Director of the Company since 2008. Mr. Chearavanont obtained a Bachelor of Science degree in Business Administration from Boston University in USA, majored in Financial Management. He has extensive experience in the telecommunication and broadcasting industries. Mr. Chearavanont is also the Chief Executive Officer (Telecommunications) of Charoen Pokphand Group, an executive director of C.P. Lotus and a director of Siam Makro. He is also a director, president and chief executive officer of True Corporation and a director and chief executive officer of True Visions and True Move Company Limited.

Mr. Bai Shanlin, aged 57, was appointed as Executive Director and Chief Executive Officer (Feed Division) of the Company in February 2010. His title was changed to Chief Executive Officer (China Area) with effect from April 2012. Mr. Bai obtained a Professional Diploma in Animal Science, Gansu College of Animal Husbandry, the Governmental Exchange Specialist in Agricultural Management from the Australian Ministry of Foreign Affairs and a Specialist Certificate in Livestock Management in the PRC. He joined the Charoen Pokphand Group in 1991. He is currently a senior executive of the Group, responsible for the operation of our agri-food business in Xinjiang, Ningxia, Gansu, Shaanxi, Shanxi, Neimenggu, Heilongjiang, Jilin and Liaoning. Mr. Bai has extensive experience in the management of agri-business operations. He is also a part time professor honored by Agricultural University of Gansu and People’s University of China. Mr. Bai also holds directorships in several companies within the Group.

謝吉人先生，52歲，自二零零五年起出任本公司之執行董事，並自二零一零年二月起出任為副董事長。彼持有美國College of Business and Public Administration of New York University之理學士學位，並擁有跨國性投資及管理不同行業之資深經驗。彼亦擔任本公司一家附屬公司之董事職位。謝先生亦為卜蜂集團、卜蜂蓮花有限公司（「卜蜂蓮花」於聯交所主板上市）、正大企業國際有限公司（「正大企業國際」於聯交所主板上市）和True Visions Public Company Limited（「True Visions」）之董事長，彼亦為True Corporation、CP ALL及Siam Makro之董事和中國平安保險（集團）股份有限公司（一家於聯交所主板及上海證券交易所上市之公司）之非執行董事。

謝鎔仁先生，49歲，自二零零八年起出任本公司之執行董事。謝先生持有美國Boston University工商管理系之理學士學位，主修金融管理。彼擁有電訊及廣播業務之資深經驗。謝先生亦為卜蜂集團之首席執行長（電訊）、卜蜂蓮花之執行董事及Siam Makro之董事。彼亦為True Corporation之董事、總裁兼首席執行長和True Visions及True Move Company Limited之董事及首席執行長。

白善霖先生，57歲，於二零一零年二月獲委任為本公司之執行董事及行政總裁（飼料業務）。於二零一二年四月，彼之職銜更改為行政總裁（中國區）。白先生持有甘肅畜牧學院農牧科學之專業文憑、澳洲外交部之Governmental Exchange Specialist in Agricultural Management及中國畜牧專家證書。彼於一九九一年加入卜蜂集團，現為本集團資深行政人員，職責包括我們於新疆、寧夏、甘肅、陝西、山西、內蒙古、黑龍江、吉林及遼寧地區的農牧食品業務運作。白先生在農牧業務管理方面擁有資深經驗。彼亦被甘肅農業大學及中國人民大學聘為兼職教授。白先生亦擔任本集團若干公司之董事職位。

Biographical Details of Directors and Senior Management

董事及高級管理人員履歷詳情

Mr. Sooksunt Jiumjaiswanglerg, aged 64, has been an Executive Director of the Company since October 2011 and Chief Executive Officer (Vietnam Area) of the Company since April 2012. Mr. Jiumjaiswanglerg is also a senior executive of CPF. Mr. Jiumjaiswanglerg has over 30 years of experience in animal feed sales and breeding, having been with Charoen Pokphand Group since 1980. Mr. Jiumjaiswanglerg also holds directorships in several companies within the Group. He graduated from the University of the Thai Chamber of Commerce with a bachelor's degree in Economics.

Mrs. Arunee Watcharananan, aged 68, has been an Executive Director of the Company since April 2012. Mrs. Watcharananan has been an Executive Director of CPF since 2000 and is also a director of several subsidiaries of CPF. She graduated from Thammasat University, Thailand with a bachelor's degree in Economics.

Mr. Yu Jianping, aged 57, was appointed as Executive Director of the Company in January 2017. Mr. Yu is currently a senior executive of the Group, primarily responsible for research and development, manufacture and sale of food products in China. He also holds directorships in several companies within the Group. Mr. Yu has been working for the Group since 1995. Mr. Yu received a Bachelor of Science degree from the Faculty of Mathematics, Jilin University in China in 1982 and a Master of Economics degree from the Graduate School of Chinese Academy of Social Sciences in China in 1989.

Mr. Meth Jiaravanont, aged 58, was appointed an executive director and Executive Vice Chairman of the Company in 2005, and was re-designated as a Non-executive Director of the Company and appointed as a member of the Audit Committee of the Company in August 2010. Mr. Jiaravanont obtained a Bachelor of Arts degree in Economics from Occidental College, California, USA and a master's degree in Business Administration from New York University, USA. He has extensive experience in investment, finance, banking and strategic business development in Asia and USA. Mr. Jiaravanont is also an executive director of C.P. Lotus. He is currently the senior executive assistant to the chairman-finance of Charoen Pokphand Group and a director of CPPC Public Company Limited.

Sooksunt Jiumjaiswanglerg先生，64歲，自二零一一年十月起出任本公司之執行董事並自二零一二年四月起出任行政總裁(越南區)。Jiumjaiswanglerg先生亦為CPF之資深行政人員。Jiumjaiswanglerg先生具備逾30年的銷售動物飼料及飼養經驗，彼自一九八零年起在卜蜂集團任職。Jiumjaiswanglerg先生亦擔任本集團若干公司之董事職位。彼畢業於University of the Thai Chamber of Commerce獲頒經濟學學士學位。

Arunee Watcharananan女士，68歲，自二零一二年四月起出任為本公司之執行董事。Watcharananan女士從二零零零年起為CPF之執行董事。彼亦是CPF若干附屬公司之董事。彼畢業於泰國Thammasat University獲頒經濟學士學位。

于建平先生，57歲，於二零一七年一月獲委任為本公司執行董事。于先生現時為本集團的資深行政人員，主要於中國負責食品研發、生產及銷售。彼亦擔任本集團若干公司之董事職位。于先生自一九九五年起在本集團工作。于先生於一九八二年獲中國吉林大學頒授數學系理學士學位及於一九八九年獲中國社會科學院研究生院頒授經濟學碩士學位。

謝克俊先生，58歲，於二零零五年獲委任為本公司之執行董事及執行副董事長。於二零一零年八月調任為本公司非執行董事及獲委任為本公司審核委員會成員。謝先生持有美國加州Occidental College之經濟學文學士學位及美國New York University之工商管理碩士學位。彼在亞洲及美國之投資、金融、銀行及策略性業務發展方面擁有資深經驗。謝先生亦為卜蜂蓮花之執行董事。彼現為卜蜂集團之董事長(財務)資深執行助理及CPPC Public Company Limited之董事。

Biographical Details of Directors and Senior Management

董事及高級管理人員履歷詳情

Mr. Yoichi Ikezoe, aged 57, was appointed as Non-executive Director of the Company in October 2015. Mr. Ikezoe is also a non-executive director of CTEI. Mr. Ikezoe is currently Executive Officer, Vice President of East Asia Bloc (South China), Senior Officer of ASEAN and South West Asia Bloc of ITOCHU Corporation (a company listed on the Tokyo Stock Exchange) and Managing Director of ITOCHU Hong Kong Limited. Mr. Ikezoe has been working for ITOCHU Corporation (formerly known as C.ITOH & Co., Ltd.) since 1983. He received his Bachelor of Arts degree from the Faculty of Foreign Studies, Osaka University in Japan in 1983.

Mr. Ma Andrew Chiu Cheung, aged 75, has been an Independent Non-executive Director and Chairman of the Audit Committee of the Company since 2005. He has been a member of the Remuneration Committee of the Company since 2006. Mr. Ma was also appointed chairman of the Remuneration Committee and a member of the Nomination Committee of the Company in April 2012 and appointed chairman of the Corporate Governance Committee in August 2016. Mr. Ma is a founder and former director of AMA CPA Limited (formerly known as Andrew Ma DFK (CPA) Limited) and is presently a director of Mayee Management Limited. He has more than 30 years' experience in the fields of accounting, auditing and finance. Mr. Ma received his bachelor's degree in Economics from the London School of Economics and Political Science (University of London) in the United Kingdom. He is a fellow member of the Institute of Chartered Accountants in England & Wales, the Hong Kong Institute of Certified Public Accountants, The Hong Kong Institute of Directors and The Taxation Institute of Hong Kong. In addition to his directorship in the Company, Mr. Ma is also an independent non-executive director of Asia Financial Holdings Limited, China Resources Power Holdings Company Limited, Chong Hing Bank Limited and Asiaray Media Group Limited (companies listed on the Main Board of the Stock Exchange). Mr. Ma was previously an independent non-executive director of Beijing Properties (Holdings) Limited and Tanrich Financial Holdings Limited (companies listed on the Main Board of the Stock Exchange).

池添洋一先生，57歲，於二零一五年十月獲委任為本公司非執行董事。池添先生亦為正大企業國際之非執行董事。池添先生現為伊藤忠商事株式會社（一家於東京證券交易所上市之公司）之行政人員、東亞區（南中國）副總裁、東盟和西南亞區資深人員並為伊藤忠香港公司董事總經理。池添先生自一九八三年起在伊藤忠商事株式會社（前稱C.ITOH & Co., Ltd.）工作。彼於一九八三年獲日本大阪大學國際學院頒授文學士學位。

馬照祥先生，75歲，自二零零五年起出任本公司之獨立非執行董事和審核委員會主席。自二零零六年起彼亦為本公司之薪酬委員會成員。彼於二零一二年四月亦獲委任為薪酬委員會主席和提名委員會成員及於二零一六年八月委任為企業管治委員會主席。馬先生為安馬會計師事務所有限公司（前為馬照祥會計師樓有限公司）之創辦人及前董事，現為美義商理有限公司董事。彼於會計、審核及財務方面累積30多年經驗。馬先生取得英國London School of Economics and Political Science (University of London) 經濟學學士學位。彼為Institute of Chartered Accountants in England & Wales、香港會計師公會、香港董事學會及香港稅務學會資深會員。馬先生除擔任本公司董事外，亦為亞洲金融集團（控股）有限公司、華潤電力控股有限公司、創興銀行有限公司及雅仕維傳媒集團有限公司（四家均為於聯交所主板上市之公司）之獨立非執行董事。馬先生曾於北京建設（控股）有限公司及敦沛金融控股有限公司擔任獨立非執行董事（兩家均為於聯交所主板上市之公司）。

Biographical Details of Directors and Senior Management

董事及高級管理人員履歷詳情

Mr. Sombat Deo-isres, aged 75, has been an Independent Non-executive Director of the Company since 2005. He has been a member of the Audit Committee and the Remuneration Committee of the Company since September 2005 and was also appointed a member of the Nomination Committee in April 2012 and appointed a member of the Corporate Governance Committee in August 2016. Mr. Deo-isres obtained a bachelor's degree in Laws from Thammasat University and a master's degree in Laws from Chulalongkorn University, Thailand. He held various senior positions with the Thai judiciary. He a former Senior Judge of the Supreme Court of Thailand and is currently a member of the academic justice committee of the President of Supreme Court.

Mr. Sakda Thanitcul, aged 58, has been an Independent Non-executive Director and a member of the Audit Committee and Remuneration Committee of the Company since 2008. Mr. Thanitcul was also appointed a member of the Nomination Committee in April 2012 and appointed a member of the Corporate Governance Committee in August 2016. Mr. Thanitcul holds a Bachelor of Law degree from Chulalongkorn University, Thailand, a Master of Law degree from Kyoto University, Japan and University of Washington, USA and a Doctor of Law degree from Kyoto University, Japan and University of Washington, USA. He has extensive experience in the legal field and specialises in competition law and the World Trade Organization Agreements. Mr. Thanitcul was a former Dean and is presently a Professor of Law at the Faculty of Law, Chulalongkorn University, Bangkok, Thailand.

Mr. Vinai Vittavasarnvej, aged 66, has been an Independent Non-executive Director of the Company since December 2012. Mr. Vittavasarnvej obtained a bachelor's degree in Accountancy and a master's degree in Political Science from Thammasat University, Thailand. Currently, Mr. Vittavasarnvej is the chairman of Sahamitr Pressure Container Public Co., Ltd. and independent director and the chairman of the audit committee of Ekarat Engineering Public Company Limited, companies listed on The Stock Exchange of Thailand. He was the Director General of The Treasury Department, Ministry of Finance, Thailand from 2010 to 2011 and the Director General of The Revenue Department, Ministry of Finance, Thailand from 2008 to 2010.

Sombat Deo-isres先生，75歲，自二零零五年起出任本公司之獨立非執行董事。彼自二零零五年九月起為本公司審核委員會及薪酬委員會成員並於二零一二年四月獲委任為提名委員會成員及於二零一六年八月委任為企業管治委員會成員。Deo-isres先生持有泰國Thammasat University法律系學士學位及Chulalongkorn University法律系碩士學位。彼曾於泰國司法部擔任多個高級職位。彼為前泰國最高法院高級法官及現時為最高法院院長教育司法委員會委員。

Sakda Thanitcul先生，58歲，自二零零八年起出任本公司獨立非執行董事，以及審核委員會及薪酬委員會成員。於二零一二年四月彼獲委任為提名委員會成員及於二零一六年八月委任為企業管治委員會成員。Thanitcul先生持有泰國Chulalongkorn University之法律學士學位、日本Kyoto University及美國University of Washington之法律碩士學位和日本Kyoto University及美國University of Washington之法律博士學位。彼於法律範疇有豐富經驗，並專注於競爭法及世界貿易組織協議。Thanitcul先生於泰國曼谷Chulalongkorn University法律系曾擔任院長而現為法律教授。

Vinai Vittavasarnvej先生，66歲，自二零一二年十二月起出任本公司獨立非執行董事。Vittavasarnvej先生持有泰國Thammasat University會計學士學位和政治科學碩士學位。Vittavasarnvej先生現時為Sahamitr Pressure Container Public Co., Ltd.之主席和Ekarat Engineering Public Company Limited (兩家於泰國證券交易所上市之公司)之獨立董事及審核委員會主席。彼於二零一零年至二零一一年為泰國財政部庫務廳廳長及於二零零八年至二零一零年為泰國財政部稅務廳廳長。

Biographical Details of Directors and Senior Management

董事及高級管理人員履歷詳情

Mrs. Vatchari Vimooktayon, aged 64, has been an Independent Non-executive Director of the Company since September 2013. Mrs. Vimooktayon held various government positions in Thailand since 1997 and retired from the position of Permanent Secretary of the Ministry of Commerce in September 2013. Mrs. Vimooktayon obtained a bachelor's degree in Business Administration (Accounting) from Thammasat University, Thailand, a bachelor's degree in Laws from Sukhothai Thammathirat University, Thailand and a master's degree in Business Administration from National Institute of Development Administration, Thailand.

Mr. Chang Bo Wai, Bobby, aged 47, has been the Chief Financial Officer of the Company since 2011. Mr. Chang obtained a Bachelor of Science degree in Engineering from Princeton University and a Master of Science degree from Stanford University in the USA. He has extensive international experience in management consulting, investment as well as business and financial management.

Mr. Lau Wing Yuen, aged 51, is the Financial Controller and Company Secretary of the Company. Mr. Lau joined the Company in 2011. He holds a bachelor's degree of Social Sciences from University of Hong Kong. He is a fellow member of the Association of Chartered Certified Accountants and the Hong Kong Institute of Certified Public Accountants. Prior to joining the Company, he worked for an international accounting firm and several listed companies in Hong Kong.

RELATIONSHIPS AMONG DIRECTORS AND SENIOR MANAGEMENT

Mr. Dhanin Chearavanont is the father of Mr. Soopakij Chearavanont and Mr. Suphachai Chearavanont and uncle of Mr. Meth Jiaravanont. Mr. Soopakij Chearavanont and Mr. Suphachai Chearavanont are brothers and they are cousins of Mr. Meth Jiaravanont. Mr. Adirek Sripratak is the elder brother of Mrs. Arunee Watcharananan. Save as disclosed above, there is no other material relationship among members of the Board and senior management.

Vatchari Vimooktayon女士，64歲，自二零一三年九月起出任本公司獨立非執行董事。Vimooktayon女士自一九九七年起在泰國擔任不同的政府職位並已於二零一三年九月退任商務局常任秘書長之職位。Vimooktayon女士持有泰國Thammasat University工商管理（會計）學士學位、泰國Sukhothai Thammathirat University法律學士學位和泰國National Institute of Development Administration工商管理碩士學位。

張波煒先生，47歲，自二零一一年起出任本公司之首席財會長。彼於美國普林斯頓大學獲工程學理學士學位及於美國史丹福大學獲理碩士學位。彼於管理顧問、投資、業務及財務管理方面累積廣泛之國際經驗。

劉永源先生，51歲，本公司之財務總監及公司秘書，劉先生於二零一一年加入本公司。彼畢業於香港大學獲社會科學學士學位，並為英國特許會計師公會及香港會計師公會之資深會員。彼於加入本公司前曾於一家國際會計師行及幾家香港上市公司工作。

董事和高級管理人員之間的關係

謝國民先生為謝吉人先生及謝鎔仁先生之父親，並為謝克俊先生之叔父。謝吉人先生及謝鎔仁先生乃兄弟關係，及彼等與謝克俊先生乃堂兄弟關係。蔡益光先生是Arunee Watcharananan女士的兄長。除上述披露者外，董事會成員及高級管理人員之間沒有其他重大的關係。

Report of the Directors

董事報告書

The Directors present their report together with the audited financial statements of the Group for the year ended 31 December 2016.

董事謹提呈董事報告書及本集團截至二零一六年十二月三十一日止年度的經審核財務報告。

PRINCIPAL ACTIVITIES

The Company is an investment holding company. The subsidiaries of the Group are principally engaged, in the PRC, in the manufacture and sale of animal feed products and value-added, processed food products, and, in Vietnam, in (i) the manufacture and sale of animal feed products, (ii) breeding, farming and sale of livestock and aquatic animals, and (iii) the manufacture and sale of value-added, processed food products.

主要業務

本公司是一家投資控股公司。本集團之附屬公司主要於中國從事產銷動物飼料產品和增值加工食品產品，及於越南從事(i)產銷動物飼料產品，(ii)繁殖、養殖及銷售禽畜及水產，及(iii)產銷增值加工食品產品。

BUSINESS REVIEW

Business review with financial key performance indicators analysis and future development of the Group are set out in the Chairman's Statement section on pages 2 to 3, Financial Highlights section on page 12 and Management Discussion and Analysis section on pages 13 to 18 of the annual report.

業務審視

本集團的業務審視(包括財務關鍵表現指標分析)及未來發展載於本年報第2至3頁「董事長報告書」、第12頁「財務概要」和第13至18頁「管理層討論及分析」三節。

The principal risks and uncertainties facing the Group, a discussion on the environmental policies and performance and the key relationships with stakeholders are set out below.

本集團面對的主要風險、對環境政策及表現的探討，以及與持份者的重要關係載列如下。

For further information about the environmental and social performance of the Group for this financial year, please refer to the first social, environmental and governance report to be issued.

有關本集團於本財政年度在環境和社會表現的更多資料，請參閱將刊登的第一份環境、社會及管治報告。

Principal Risks and Uncertainties

Principal risks and uncertainties facing the Group are discussed below. Details about the Group's financial risk management are set out in note 46 to the financial statements of the annual report.

主要風險及不明朗因素

本集團面對的主要風險及不確定因素討論如下。本集團的財務風險管理詳情載於年報內財務報表附註46。

BUSINESS REVIEW (continued)*Volatility of Commodity Prices*

Prices of farm products depend on the demand and supply as well as the economic condition and consumer purchasing power and confidence. When supply exceeds demand, there will be a negative impact on the selling price of the farm products and in turn on the performance of the Group.

On the other hand, the Group's results may also be affected by price volatility of the main ingredients used in the production of animal feed, including corn, soybean meal, wheat and fish meal. These raw materials are basic agricultural commodities and their prices are affected by global commodity prices as well as domestic demand and supply. Management will set a safety stock level and continuously collect and analyse the commodity prices information when purchasing these raw materials.

Product Quality and Safety

Product quality and safety are the most important issues in agri-food business. Failure to maintain quality control during the manufacturing process may lead to poor quality products and result in complaints, claims for compensation or product recalls, penalties and damage to the Group's reputation. The Group is committed to producing high quality and safe products from its manufacturing process and has traceability systems for raw materials used and quality assurance systems throughout its supply chains.

Customer Demand and Preference

Customer demand for a particular kind of meat may change due to loss of consumer confidence as a result of epidemic outbreak or a change in consumer preference and taste. Also, as consumer's purchasing power increases, preference may also shift from low cost protein sources to higher cost protein sources. A decline in demand for any particular kind of meat will directly affect the sales of that meat, and indirectly affect the demand for the associated feed products, as well as the demand for the food products made from that meat. In order to stay alert to customers' demands and determine appropriate marketing strategies, management continuously follows the behavioral change and satisfaction of consumers.

業務審視 (續)*商品價格波動*

農產品的價格取決於需求和供應以及經濟狀況和消費者的購買力和信心。當供應大過需求，將會對本集團農產品的銷售價格及本集團的業績有負面影響。

此外，本集團的業績亦可能受用於動物飼料生產中的主要成分(包括玉米、豆粕、小麥、魚粉)的價格波動所影響。這些原料是基本農產品，其價格受全球商品價格及本地需求和供應所影響。當採購這些原料時，管理層會訂立一個安全的存貨水平並持續收集和分析此等原材料的價格資訊。

產品質素及安全

產品質素及安全是農牧食品業務最重要的問題。未能在生產過程中維持質量控制可能會生產出低質素產品，導致投訴、索償或產品回收、罰款及損害本集團的商譽。本集團致力於從其生產過程中製造高品質及安全的產品及透過供應鏈中使用追溯原材料系統和質量保證系統。

客戶需求和偏好

客戶對個別肉類的需求可能會由於瘟疫爆發或消費者偏好和口味改變以致失去消費者信心而改變。此外偏好也可能因消費者的購買能力增加從低成本蛋白源向較高成本蛋白源轉移。任何個別肉類需求的下降將直接影響該肉類的銷售，並間接影響其關連的飼料產品的需求，以及該肉類所製成的食品產品的需求。為了保持對客戶的需求的警覺並決定合適的市場策略，管理層將持續跟進消費者的行為變化和滿意度。

Report of the Directors

董事報告書

BUSINESS REVIEW (continued)

Animal Disease Outbreaks

Any epidemic outbreaks in livestock, poultry or aquatic animals would affect the selling prices of our products and the results of the Group. The Group will continue to provide regular training to its employees to obtain knowledge and understanding on diseases and outbreaks, as well as continuously conduct surveillance, follow-up, data analysis and communication of information on diseases and their outbreaks.

Foreign Exchange Rate Fluctuation

The Group's businesses are principally located in mainland China and Vietnam. All domestic sales in mainland China and Vietnam are transacted in RMB and VND respectively, whereas export sales and import of raw materials, machinery and equipment are transacted in foreign currencies. Also, certain subsidiaries in mainland China and Vietnam have borrowings denominated in foreign currencies. Depreciation of RMB/VND against foreign currencies would result in loss on translation of these foreign currencies denominated borrowings and increased costs of imported raw materials, machinery and equipment. Further, depreciation of RMB/VND against US\$ would also adversely affect the reported results of the Group, as the results of the subsidiaries in mainland China and Vietnam would be reduced on translation from RMB/VND to US\$, which is the Group's presentation currency. The Group monitors foreign exchange movements and would consider hedging when necessary. Please refer to note 46(c) to the financial statements of the annual report for the foreign currency risk exposures as at the end of the reporting period.

Interest Rate Fluctuation

The Group had total bank borrowings and corporate bond of US\$1,423.6 million as at 31 December 2016 and 86% of which were at floating rate which subjects the Group to interest rate risk. In the decision making for the selection of sources of capital, the Group will consider various factors such as rate of return expected by shareholders, current and expected interest rates in the market and debt-to-equity ratio of the Group. Please refer to note 46(a) to the financial statement of the annual report for the interest rate risk exposures as at the end of the reporting period.

業務審視(續)

動物疫病爆發

任何有關禽畜、家禽和水產動物的瘟疫爆發都會影響我們產品的銷售價格及本集團的業績。本集團會持續向員工提供定期培訓，以確保對疾病爆發的認識。並持續監視、跟進、分析數據和溝通有關疫病爆發的消息。

外匯匯率波動

本集團的業務主要經營於中國大陸和越南。所有中國大陸和越南的本地銷售均分別以人民幣和越南盾進行交易，而出口銷售、原料和機器設備的進口則以外幣進行交易。此外若干附屬公司在中國大陸和越南有以外幣兌換的借款。人民幣／越南盾對外幣的貶值可能會令這些以外幣兌換的借款帶來換算損失，並增加了進口原料、機器和設備的成本。此外人民幣／越南盾對美元的貶值也會對本集團的業績帶來不利的影響，在中國大陸和越南的附屬公司會減少從人民幣／越南盾對美元(其為本集團的列報貨幣)的換算。本集團監測外匯走勢並會考慮對沖。有關於報告期末外匯風險，請參閱年報內財務報表附註46(c)。

利率波動

本集團於二零一六年十二月三十一日的銀行借款及企業債券總額為14億2,360萬美元，而其中86%為浮動利率，使本集團受利率風險所限制。在選擇資金來源的決策中，本集團會考慮各方面因素，例如股東預期收益率、目前及預期市場利率和本集團的負債比率。有關於報告期末息率風險，請參閱年報內財務報表附註46(a)。

BUSINESS REVIEW (continued)

Compliance Risks

The Group's businesses are principally operated in mainland China and Vietnam and are subject to different industry standards and government regulations in different jurisdictions. These standards and regulations include food hygiene and safety related laws and regulations, environmental protection regulations, employment regulations and relevant tax laws, etc. The Group's internal legal department ensures compliance with the laws, rules and regulations applicable to the Group.

Environmental Policies and Performance

We are committed to building an environmentally-friendly corporation and minimizing our impact on the environment. As a testament of our commitment to environmental protection, some of our operations in China and Vietnam are certified with ISO 14001 Environmental Management System, which reflects our stringent environmental policies and objectives. We have adopted strict measures to control the discharge of wastes and pollutants. We have also implemented an array of energy saving measures to reduce costs and energy consumption in our production processes. In 2016, there was no incidence of non-compliance with the relevant environmental laws and regulations that have a significant impact on the Group.

We also require our suppliers to operate in strict compliance with relevant environmental regulations and rules. Their environmental performances are evaluated on a regular basis.

Key Relationships with Stakeholders

Employees

The Group regards its employees as one of its most important assets. We strive to provide motivation and awards to employees who demonstrate outstanding performance. Our employee benefits include medical insurance, annual leaves, training, and discretionary performance bonus. We also ensure our recruitment policies are in compliance with the national regulations on equal opportunity and anti-discrimination.

We also place great importance in establishing a safe and healthy work environment for our employees. In our operations, safety trainings are offered to production staff. We have obtained OHSAS 18001 Occupational Health and Safety Management Systems certification in some of our food operations, which serves to demonstrate our capability in managing the potential occupational hazard in workplaces.

業務審視 (續)

合規風險

本集團的業務主要經營於中國大陸和越南受不同行業標準及不同司法管轄區的政府條例所限制。這些標準和條例包括食物衛生和安全相關的法律和條例、環保條例、就業條例和相關稅法等。本集團的內部法律部門會確保本集團遵守適用的法律、條例和法規。

環境政策及表現

我們致力建設為環保型企業，並盡量減少我們對環境的影響。為了履行我們對環保的承諾，我們在中國和越南部份的經營地點均獲得ISO14001環境管理體系的認證，反映了我們嚴謹的環保政策及目標。我們採取嚴格的措施控制廢物和污染物的排放。我們還實施一系列的節能措施，以減少我們的生產成本和能源消耗。於2016年內，本集團沒有違反對其業務有重大影響的相關環境法律及規例。

我們亦要求我們的供應商嚴格遵守相關的環保條例和規則，並定期評估彼等的環保表現。

與持份者的重要關係

僱員

本集團視員工為其最重要的資產之一。我們致力提供鼓勵和獎勵予表現卓越的員工。我們的員工福利包括醫療保險、年假、培訓及酌情表現花紅。我們亦確保我們的招聘政策是符合平等機會和反歧視的國家條例。

我們亦著重為我們的員工建立一個安全及健康的工作環境。我們在經營地點向在生產線工作的員工提供安全培訓及年度體檢。我們的部份食品營運設施已獲得OHSAS 18001職業健康安全管理體系的認證，體現我們管理潛在職業性危害的能力。

Report of the Directors

董事報告書

BUSINESS REVIEW (continued)

Customers

Customers' satisfaction with products and services is key to our success. The Group has set out rigorous procedures to ensure that safe, nutritious, environmentally friendly products are produced and delivered to our customers. To monitor our customers' satisfaction, the Group's sales teams listen to customers' needs and opinions. With continuous feedback of our customers, we will continue to improve our product and service qualities. The Group has a diversified customer base with no single customer that contributed 10% or more of the Group's total revenue from continuing operations.

Suppliers

We carefully choose suppliers that share the same commitment to product quality and work ethics with us. In our procurement process, we select our suppliers based on a number of assessment criteria, including their service quality, environmental and social performances, and ability to supply high-quality products on a consistent basis. We also perform on-site inspections of suppliers as and when necessary to ensure our requirements are met.

RESULTS AND DIVIDENDS

The Group's financial performance for the year ended 31 December 2016 and the financial position of the Group at that date are set out in the financial statements on pages 72 to 202 of the annual report.

An interim dividend of HK\$0.024 per share (equivalent to approximately US 0.310 cents) was declared and paid during the year under review (2015: HK\$0.017 per share (equivalent to approximately US 0.219 cents)).

The Board has proposed the payment of a final dividend for 2016 of HK\$0.016 (equivalent to approximately US 0.206 cents) (2015: HK\$0.021 (equivalent to approximately US 0.271 cents)) per share, totaling approximately US\$52,300,000 (2015: US\$68,644,000) (based on the total number of issued ordinary shares and convertible preference shares as at the date of this report). Subject to shareholders' approval at the forthcoming annual general meeting of the Company to be held on 8 June 2017, the final dividend will be paid on 28 June 2017 to the ordinary share holders and convertible preference share holders whose names appear on the register of members of the Company on 16 June 2017.

業務審視 (續)

客戶

客戶對產品及服務的滿意度是我們成功的關鍵。本集團已制訂嚴謹的程序，以確保為我們的客戶提供安全、有營養和環保的產品。為了監督我們客戶的滿意度，本集團的銷售團隊會聽取客戶的需求和意見。隨著客戶的不斷反饋，我們將繼續改善我們的產品和服務質素。本集團擁有多元化的客戶群，並無單一客戶佔本集團來自持續經營業務之總收入相等於或超過10%。

供應商

我們謹慎地挑選與我們在產品質素及職業道德方面有著共同追求的供應商。在我們的採購過程中，我們選擇我們的供應商乃基於多項評估標準，包括其服務質素、環境和社會表現，及供應穩定高品質產品的能力。我們於有需要時對供應商進行現場檢查，以確保符合我們所有的標準。

業績及股息

本集團截至二零一六年十二月三十一日止年度的財務表現及本集團於該日的財務狀況載於年報第72至202頁的財務報表內。

於回顧年內，宣派和派發中期股息每股0.024港元（相等於約0.310美仙）（二零一五年：每股0.017港元（相等於約0.219美仙））。

董事會建議派發二零一六年末期股息每股0.016港元（相等於約0.206美仙）（二零一五年：0.021美港元（相等於約0.271美仙）），合計約5,230.0美元（二零一五年：6,864.4萬美元）（按於本報告日期已發行普通股及可換股優先股計算）。待股東於二零一七年六月八日在本公司應屆股東周年大會上批准後，末期股息將於二零一七年六月二十八日派發予於二零一七年六月十六日名列於本公司股東名冊的普通股股東及可換股優先股股東。

Report of the Directors

董事報告書

RESULTS AND DIVIDENDS (continued)

The register of members of the Company will be closed from 7 June 2017 to 8 June 2017, both days inclusive, during which period no transfer of shares of the Company will be registered. In order to ascertain shareholders' eligibility to attend and vote at the forthcoming annual general meeting of the Company, all transfer forms accompanied by the relevant share certificates must be lodged with the Company's branch share registrar in Hong Kong, Computershare Hong Kong Investor Services Limited, at Shops 1712-1716, 17th Floor, Hopewell Centre, 183 Queen's Road East, Wanchai, Hong Kong for registration before 4:30 p.m. on 6 June 2017.

In addition, the register of members of the Company will be closed from 15 June 2017 to 16 June 2017, both days inclusive, during which period no transfer of shares of the Company will be registered. In order to qualify for the proposed final dividend for 2016, all transfer forms accompanied by the relevant share certificates must be lodged with the Company's branch share registrar in Hong Kong, Computershare Hong Kong Investor Services Limited, at Shops 1712-1716, 17th Floor, Hopewell Centre, 183 Queen's Road East, Wanchai, Hong Kong for registration before 4:30 p.m. on 14 June 2017.

SUMMARY FINANCIAL INFORMATION

The consolidated assets, liabilities and results of the Group for the five years ended 31 December 2016, as extracted from the published audited financial statements, are as follows:

		2016 二零一六年 US\$'000 美元千元	2015 二零一五年 US\$'000 美元千元	2014 二零一四年 US\$'000 美元千元	2013 二零一三年 US\$'000 美元千元	2012 二零一二年 US\$'000 美元千元
Total assets	總資產	3,633,425	3,127,863	3,154,018	2,759,488	2,116,880
Total liabilities	總負債	2,214,677	1,811,981	1,767,610	1,513,173	1,024,325
Non-controlling interests	非控制性權益	295,182	229,970	207,780	177,193	173,896
Equity attributable to shareholders of the Company	本公司股東應佔權益	1,123,566	1,085,912	1,178,628	1,069,122	918,659
		3,633,425	3,127,863	3,154,018	2,759,488	2,116,880
Profit for the year attributable to shareholders of the Company	本公司股東應佔溢利	260,278	267,575	251,425	186,211	204,154

業績及股息(續)

本公司將於二零一七年六月七日至二零一七年六月八日期間(首尾兩天包括在內)暫停辦理本公司股份過戶登記手續,為確定股東有權出席本公司應屆股東周年大會並於會上投票的資格,務請將所有過戶文件連同有關股票,於二零一七年六月六日下午四時三十分前,送達本公司於香港之股份過戶登記分處,香港中央證券登記有限公司,地址為香港灣仔皇后大道東183號合和中心17樓1712至1716號舖,辦理登記手續。

此外,本公司將於二零一七年六月十五日至二零一七年六月十六日期間(首尾兩天包括在內)暫停辦理本公司股份過戶登記手續,為確定股東合資格獲派擬派發二零一六年末期股息,務請將所有過戶文件連同有關股票,於二零一七年六月十四日下午四時三十分前,送達本公司於香港之股份過戶登記分處,香港中央證券登記有限公司,地址為香港灣仔皇后大道東183號合和中心17樓1712至1716號舖,辦理登記手續。

財務資料概要

本集團截至二零一六年十二月三十一日止五個年度的綜合資產、負債和業績(摘錄自己刊發的經審核財務報告)如下:

Report of the Directors

董事報告書

PROPERTY, PLANT AND EQUIPMENT

Details of movements in the property, plant and equipment of the Group during the year ended 31 December 2016 are set out in note 15 to the financial statements of the annual report.

INVESTMENT PROPERTIES

Details of movements in the investment properties of the Group during the year ended 31 December 2016 are set out in note 16 to the financial statements of the annual report.

SHARE CAPITAL

Details of the movements in issued shares of the Company during the year ended 31 December 2016 are set out in note 35 to the financial statements of the annual report.

PRE-EMPTIVE RIGHTS

There are no provisions for pre-emptive rights under the Company's bye-laws or the laws of Bermuda which would oblige the Company to offer new shares on a pro rata basis to existing shareholders.

PURCHASE, SALE OR REDEMPTION OF LISTED SECURITIES

Neither the Company nor any of its subsidiaries purchased, sold or redeemed any of the Company's listed securities during the year ended 31 December 2016.

RESERVES

Details of movements in the reserves of the Company and the Group during the year are set out in note 47 to the financial statements and in the consolidated statement of changes in equity of the annual report, respectively.

DISTRIBUTABLE RESERVES

At 31 December 2016, the Company's reserves available for distribution amounted to US\$1,431,045,000 (2015: US\$1,568,637,000) which included the proposed final dividend for the year 2016 of US\$52,300,000 (2015: US\$68,644,000). Details of the proposed final dividend are set out in note 13 to the financial statements of the annual report.

物業、廠房及設備

於截至二零一六年十二月三十一日止年度內，本集團的物業、廠房及設備變動的詳情載於年報內財務報表附註15。

投資物業

於截至二零一六年十二月三十一日止年度內，本集團的投資物業變動的詳情載於年報內財務報表附註16。

股本

於截至二零一六年十二月三十一日止年度內，本公司已發行的股份的變動詳情載於年報內財務報表附註35。

優先購股權

本公司細則或百慕達法例並無優先購股權之條款，本公司無須按比例向現有股東配售新股份。

購買、出售或贖回本公司的上市證券

截至二零一六年十二月三十一日止年度內，本公司或其任何附屬公司概無購買、出售或贖回任何本公司的上市證券。

儲備

於年內，本公司及本集團儲備變動的詳情分別載於年報內財務報表附註47及綜合權益變動表內。

可供分配儲備

於二零一六年十二月三十一日，本公司可供分派的儲備為14億3,104.5萬美元(二零一五年：15億6,863.7萬美元)，當中包括建議派發的二零一六年末期股息5,230.0萬美元(二零一五年：6,864.4萬美元)，建議末期股息的詳情載於年報內財務報表附註13。

Report of the Directors

董事報告書

DONATIONS

During the year, the Group made donations for charitable and other purposes amounting to US\$1,211,000 (2015: US\$1,496,000).

MAJOR CUSTOMERS AND SUPPLIERS

Revenue and purchases attributable to the five largest customers and the five largest suppliers accounted for less than 30% of the Group's revenue and purchases for the year ended 31 December 2016, respectively.

DIRECTORS

The Directors during the year and up to the date of this report were:

EXECUTIVE DIRECTORS:

Mr. Dhanin Chearavanont
Mr. Adirek Sripratak
Mr. Soopakij Chearavanont
Mr. Suphachai Chearavanont
Mr. Bai Shanlin
Mr. Sooksunt Jiumjaiswanglerg
Mr. Anan Athigapanich (resigned on 16 January 2017)
Mrs. Arunee Watcharananan
Mr. Yu Jianping (appointed on 16 January 2017)

NON-EXECUTIVE DIRECTORS:

Mr. Meth Jiaravanont
Mr. Yoichi Ikezoe

INDEPENDENT NON-EXECUTIVE DIRECTORS:

Mr. Ma Andrew Chiu Cheung
Mr. Sombat Deo-isres
Mr. Sakda Thanitcul
Mr. Vinai Vittavasgarnvej
Mrs. Vatchari Vimooktayon

All non-executive Directors and independent non-executive Directors are appointed for a successive term of one year and, together with all other Directors, are subject to retirement by rotation, but may offer themselves for re-election at annual general meetings in accordance with the Company's bye-laws.

捐款

於年內，本集團的慈善及其他捐款總額為121.1萬美元(二零一五年：149.6萬美元)。

主要客戶及供應商

五大客戶及五大供應商的收入及購貨額分別佔本年度截至二零一六年十二月三十一日本集團收入及購貨額少於30%。

董事

於年度內及至本報告書日期，本公司董事名單如下：

執行董事：

謝國民先生
蔡益光先生
謝吉人先生
謝鎔仁先生
白善霖先生
Sooksunt Jiumjaiswanglerg先生
黃業夫先生(於二零一七年一月十六日辭任)
Arunee Watcharananan女士
于建平先生(於二零一七年一月十六日委任)

非執行董事：

謝克俊先生
池添洋一先生

獨立非執行董事：

馬照祥先生
Sombat Deo-isres先生
Sakda Thanitcul先生
Vinai Vittavasgarnvej先生
Vatchari Vimooktayon女士

所有非執行董事及獨立非執董事獲委任的指定任期為一年，可續任和根據本公司細則與所有其他董事輪席退任並於股東周年大會上膺選連任。

Report of the Directors

董事報告書

DIRECTORS (continued)

In accordance with the Company's bye-law 77, Mr. Yu Jianping, who was appointed as executive Director by the Board on 16 January 2017, will retire and, being eligible, offer himself for re-election at the forthcoming annual general meeting of the Company.

In accordance with the Company's bye-law 82, Mr. Adirek Sripratak, Mr. Sooksunt Jiumjaiswanglerg, Mrs. Arunee Watcharananan, Mr. Ma Andrew Chiu Cheung, and Mr. Vinai Vittavasgarnvej will retire and, being eligible, offer themselves for re-election at the forthcoming annual general meeting of the Company.

The Company has received annual confirmation of independence from each of the independent non-executive Directors in accordance with Rule 3.13 of the Listing Rules. The Company considers that all independent non-executive Directors are independent and meet the independence guidelines set out in the Listing Rules.

DIRECTORS' SERVICE CONTRACTS

None of the Directors proposed for re-election at the forthcoming annual general meeting of the Company has a service contract with the Company or any of its subsidiaries which is not determinable by the Group within one year without payment of compensation, other than statutory compensation.

DIRECTORS' EMOLUMENTS

Details of the Directors' emoluments are set out in note 10 to the financial statements of the annual report.

The emoluments of the Directors are determined with reference to Directors' duties, responsibilities and performance and the results of the Group.

董事(續)

根據本公司細則第77條，于建平先生(彼於二零一七年一月十六日委任獲董事會委任為本公司執行董事)將於應屆本公司股東周年大會上退任，惟符合資格並願意膺選連任。

根據本公司細則第82條，蔡益光先生、Sooksunt Jiumjaiswanglerg先生、Arunee Watcharananan女士、馬照祥先生及Vinai Vittavasgarnvej先生將於應屆本公司股東周年大會上輪席退任，惟符合資格並願意膺選連任。

本公司已收到各獨立非執行董事根據《上市規則》第3.13條就其獨立性而作出的年度確認函。本公司認為所有獨立非執行董事均具備獨立性，符合《上市規則》所載的獨立指引。

董事服務合約

擬於應屆本公司股東周年大會上膺選連任的董事，與本公司或其任何附屬公司概無由本集團可決定於一年內終止而須作出任何賠償(法定賠償除外)的服務合約。

董事酬金

董事酬金的詳情載於年報內財務報表附註10。

董事酬金經參考董事之職責、責任及表現以及本集團業績釐定。

DIRECTORS' MATERIAL INTERESTS IN TRANSACTION, ARRANGEMENT AND CONTRACT

Save for the transactions as disclosed in the sections headed "Connected Transaction" and "Continuing Connected Transactions" below and the related party disclosures as disclosed in note 44 to the financial statements of the annual report, no Director had material interests, either directly or indirectly, in any transaction, arrangement and contract of significance to the business of the Group to which the Company, or any of its holding companies, subsidiaries and fellow subsidiaries was a party during the year ended 31 December 2016.

CONTRACT OF SIGNIFICANCE

Save for the transactions as disclosed in the sections headed "Connected Transaction" and "Continuing Connected Transactions" below and the related party disclosures as disclosed in note 44 to the financial statements of the annual report, there had been no contract of significance between the Company or any of its subsidiaries and a controlling shareholder (as defined in the Listing Rules) of the Company or any of its subsidiaries during the year ended 31 December 2016.

ARRANGEMENT TO PURCHASE SHARES

Save as disclosed in the section headed "Share Option Scheme" on page 52 of the annual report, at no time during the year was the Company, its holding company or any of its subsidiaries, a party to any arrangement to enable the directors of the Company to acquire benefits by means of the acquisition of shares in the Company or any other body corporate.

TAX RELIEF AND EXEMPTION

Directors are not aware of any tax relief and exemption available to shareholders by reason of their holding in the Company's securities.

CORPORATE BONDS

Details of corporate bonds of the Group are set out in note 32 to the consolidated financial statements and in the announcements dated 6 January 2016, 14 November 2016 and 28 November 2016 respectively.

董事在交易、安排或合約中的重大權益

除下文「關連交易」和「持續關連交易」兩節所披露之交易及年報內財務報表附註44披露之關連人士披露外，於截至二零一六年十二月三十一日止年度內，概無董事於本公司或其任何控股公司、附屬和同系附屬公司所訂立的任何對本集團業務而言的交易、安排或重大合約中直接或間接擁有重大權益。

重大合約

除下文「關連交易」和「持續關連交易」兩節所披露之交易及年報內財務報表附註44披露之關連人士披露外，於截至二零一六年十二月三十一日止年度內，本公司或其任何附屬公司概無與本公司或其任何附屬公司的控股股東（定義見上市規則）訂立重大合約。

購買股份之安排

除於年報第52頁「購股權計劃」一節所披露外，於年內，本公司、其控股公司或其任何附屬公司概無作為任何安排下之一方，而令本公司之董事可透過收購本公司或任何其他法人團體之股份而獲得利益。

稅務減免

董事並不知悉任何因股東持有本公司證券而享有的稅務減免。

公司債券

有關本集團發行的公司債券詳情載於綜合財務報表附註32及分別於二零一六年一月六日、二零一六年十一月十四日及二零一六年十一月二十八日刊發的公告。

Report of the Directors

董事報告書

DIRECTORS' AND CHIEF EXECUTIVES' INTERESTS AND SHORT POSITIONS IN SHARES AND UNDERLYING SHARES OF THE COMPANY AND ITS ASSOCIATED CORPORATIONS

As at 31 December 2016, the interests and short positions of the directors and chief executives of the Company in the shares and underlying shares of the Company and its associated corporations (within the meaning of Part XV of the Securities and Futures Ordinance (the "SFO")) as recorded in the register required to be kept by the Company under Section 352 of the SFO, or as otherwise notified to the Company and the Stock Exchange pursuant to the Model Code are set out below:

董事及主要行政人員持有本公司及其相聯法團的股份及相關股份的權益及淡倉

於二零一六年十二月三十一日，根據證券期貨條例第352條規定由本公司備存之登記冊的記錄，又或根據標準守則向本公司及聯交所發出的通知，各董事及主要行政人員持有本公司及其相聯法團的股份及相關股份的權益及淡倉（按證券及期貨條例（「證券期貨條例」）第XV部所界定者）載列如下：

(a) Directors' interests in shares of the Company (Long Positions)

(a) 董事於本公司的權益（好倉）

Name of director	Capacity	Number of ordinary shares held	Approximate percentage of the issued ordinary share capital of the Company
董事名稱	身分	所持普通股股份數目	估本公司已發行普通股股本概約百份比
Mr. Dhanin Chearavanont 謝國民先生	Beneficial owner 實益擁有人	37,600,000	0.16%
Mr. Meth Jiaravanont 謝克俊先生	Beneficial owner 實益擁有人	21,000,000	0.09%

DIRECTORS' AND CHIEF EXECUTIVES' INTERESTS AND SHORT POSITIONS IN SHARES AND UNDERLYING SHARES OF THE COMPANY AND ITS ASSOCIATED CORPORATIONS (continued)

董事及主要行政人員持有本公司及其相聯法團的股份及相關股份的權益及淡倉(續)

(b) Directors' interests in shares of associated corporations of the Company (Long Positions)

(b) 董事於本公司的相聯法團的權益(好倉)

Chia Tai Enterprises International Limited

正大企業國際有限公司

Name of director	Capacity	Number of shares held	Approximate percentage of the issued share capital of the associated corporation
董事名稱	身分	所持股份數目	佔相聯法團已發行股本概約百分比
Mr. Dhanin Chearavanont 謝國民先生	Beneficial owner 實益擁有人	376,000	0.16%
Mr. Meth Jiaravanont 謝克俊先生	Beneficial owner 實益擁有人	210,000	0.09%

Save as disclosed above, as at 31 December 2016, none of the directors or chief executives of the Company had any interests or short positions in the shares and underlying shares of the Company or its associated corporations (within the meaning of Part XV of the SFO) as recorded in the register required to be kept by the Company under Section 352 of the SFO, or as otherwise notified to the Company and the Stock Exchange pursuant to the Model Code.

除上述披露者外，於二零一六年十二月三十一日，根據證券期貨條例第352條規定由本公司備存之登記冊的記錄，又或根據標準守則向本公司及聯交所發出的通知，概無任何董事或主要行政人員在本公司或其相聯法團(按證券期貨條例第XV部所界定者)的股份及相關股份中擁有任何權益或淡倉。

Report of the Directors

董事報告書

SUBSTANTIAL SHAREHOLDERS AND PERSONS WHO HAVE INTERESTS OR SHORT POSITIONS WHICH ARE DISCLOSEABLE UNDER THE SECURITIES AND FUTURES ORDINANCE

主要股東及根據證券及期貨條例規定須予披露擁有權益或淡倉的人士

As at 31 December 2016, the following persons (not being a director or chief executive of the Company) had the following interests and short positions in the shares and underlying shares of the Company as recorded in the register required to be kept by the Company pursuant to Section 336 of the SFO:

於二零一六年十二月三十一日，根據證券期貨條例第336條規定由本公司備存之登記冊的紀錄，下述人士（非本公司的董事或主要行政人員）於本公司的股份及相關股份擁有的權益及淡倉如下：

Name of shareholder	Notes	Capacity	Number of shares and underlying shares held	Approximate percentage of the issued ordinary share capital of the Company
股東名稱	附註	身分	持有股份及相關股份數目 (Note 1) (附註1)	估本公司已發行普通股股本概約百分比 (Note 1) (附註1)
Charoen Pokphand Group Company Limited	(2)	Interest of controlled corporation 控制法團權益	12,774,814,845 (L)	53.1 (L)
Charoen Pokphand Foods Public Company Limited	(2)	Beneficial owner and interest of controlled corporation 實益擁有人及控制法團權益	12,774,814,845 (L)	53.1 (L)
ITOCHU Corporation 伊藤忠商事株式會社	(3)	Beneficial owner 實益擁有人	6,017,959,308 (L)	25.0 (L)

Notes:

(1) The letter "L" denotes a long position.

附註：

(1) 「L」代表好倉。

SUBSTANTIAL SHAREHOLDERS AND PERSONS WHO HAVE INTERESTS OR SHORT POSITIONS WHICH ARE DISCLOSEABLE UNDER THE SECURITIES AND FUTURES ORDINANCE (continued)

主要股東及根據證券及期貨條例規定須予披露擁有權益或淡倉的人士 (續)

Notes: (continued)

附註：(續)

- (2) Charoen Pokphand Foods Public Company Limited (“CPF”) had a long position in 12,774,814,845 shares and underlying shares of the Company which included (i) 1,261,077,748 preference shares beneficially owned by CPF and (ii) 11,513,737,097 ordinary shares beneficially owned by CPF’s wholly-owned subsidiary, CPF Investment Limited (“CPFI”). As a result of certain provisions in an agreement entered into in July 2014 between CPF, CPFI and ITOCHU Corporation (“ITOCHU”) in relation to the sale of an aggregate of 6,017,959,308 ordinary shares of the Company to ITOCHU, for the purpose of Sections 317(1)(a) and 318 of the SFO, CPF was taken to be interested in the shares owned by ITOCHU. As such, CPF had a long position in 18,792,774,153 shares and underlying shares of the Company in aggregate. Charoen Pokphand Group Company Limited also declared interest in these shares by virtue of its shareholding interest in CPF.
- (3) ITOCHU beneficially owned 6,017,959,308 ordinary shares of the Company. As a result of certain provisions in an agreement entered into in July 2014 between CPF, CPFI and ITOCHU in relation to the sale of an aggregate of 6,017,959,308 ordinary shares of the Company to ITOCHU, for the purpose of Sections 317(1)(a) and 318 of the SFO, ITOCHU was taken to be interested in the shares owned by CPF. As such, ITOCHU had a long position in 18,792,774,153 shares and underlying shares of the Company in aggregate.

- (2) Charoen Pokphand Foods Public Company Limited (「CPF」) 持有12,774,814,845股本公司股份及相關股份(好倉)，其中包括(i)CPF實益擁有的1,261,077,748股優先股及(ii) CPF全資附屬公司CPF Investment Limited (「CPFI」) 實益擁有的11,513,737,097股普通股。由於CPF、CPFI和伊藤忠商事株式會社(「伊藤忠」)於二零一四年七月就有關向伊藤忠出售合共6,017,959,308股本公司普通股所簽訂的協議中若干條款，就證券及期貨條例第317(1)(a)條及第318條而言，CPF被當作擁有伊藤忠所擁有股份的權益，據此，CPF持有合共18,792,774,153股本公司股份及相關股份(好倉)。Charoen Pokphand Group Company Limited亦申報因擁有CPF的股權，故同樣擁有該等股份的權益。
- (3) 伊藤忠實益擁有6,017,959,308股本公司普通股。由於CPF、CPFI和伊藤忠於二零一四年七月就有關向伊藤忠出售合共6,017,959,308股本公司普通股所簽訂的協議中若干條款，就證券及期貨條例第317(1)(a)條及第318條而言，伊藤忠被當作擁有CPF所擁有股份的權益，據此，伊藤忠持有合共18,792,774,153股本公司股份及相關股份(好倉)。

Save as disclosed above, as at 31 December 2016, no person (not being a director or chief executive of the Company) had an interest or a short position in shares or underlying shares of the Company as recorded in the register required to be kept by the Company pursuant to Section 336 of the SFO, or as otherwise notified to the Company and the Stock Exchange.

除上述披露者外，於二零一六年十二月三十一日，根據證券期貨條例第336條規定由本公司備存之登記冊的紀錄，又或向本公司及聯交所發出的通知，概無人士(非本公司的董事或主要行政人員)在本公司的股份或相關股份中擁有權益或淡倉。

Report of the Directors

董事報告書

SHARE OPTION SCHEME

The Company operates a share option scheme (“Share Option Scheme”) which was adopted by the shareholders of the Company in the annual general meeting held on 22 June 2012. The Share Option Scheme will remain in force for 10 years from that date unless otherwise cancelled or amended.

The total number of ordinary shares of the Company which may be issued upon exercise of all options to be granted under the Share Option Scheme must not in aggregate exceed 10% of the ordinary shares of the Company in issue as at the date of adoption of the Share Option Scheme, being 1,698,783,571 ordinary shares of the Company, based on 16,987,835,710 issued ordinary shares of the Company as at the date of adoption of the Share Option Scheme in 2012. Such maximum number of ordinary shares issuable upon exercise of all the share options which may be granted under the Share Option Scheme now represents 7% of the issued ordinary shares of the Company as at the date of this report.

No share option was granted during the year under review. As at 31 December 2016, the Company had no outstanding share options.

Other details of the Share Option Scheme are set out in note 36 to the financial statements of the annual report.

CONNECTED TRANSACTION

During the year ended 31 December 2016, the Group entered into the following connected transaction that was subject to the Listing Rules’ reporting requirement for disclosure in the annual report.

Acquisition of Entire Equity Interest in Hubei Chia Tai

On 11 May 2016, Chia Tai (China) Investment Company Limited (“Chia Tai China Investment”), an indirect wholly-owned subsidiary of the Company, entered into an acquisition agreement with Chia Tai Food Investment Company Limited (“Chia Tai Food Investment”), an indirect wholly-owned subsidiary of Charoen Pokphand Group Company Limited (“CPG”), for the acquisition of the entire equity interest in Hubei Chia Tai Co., Ltd. (“Hubei Chia Tai”) at a consideration of US\$15.95 million (equivalent to approximately RMB103 million) (the “Acquisition”).

購股權計劃

本公司運作的一個購股權計劃（「該購股權計劃」），乃本公司股東於二零一二年六月二十二日舉行的周年股東大會上獲採納。除另行取消或修訂外，該購股權計劃自該日起持續有效十年。

根據該購股權計劃將可授出之購股權在悉數行使時可予發行之本公司普通股股份總數，不得超過採納該購股權計劃當日本公司已發行普通股股份之10%，即1,698,783,571股本公司普通股，該股數乃根據於二零一二年採納該購股權計劃當日本公司已發行之16,987,835,710股普通股計算。於本報告書日期，根據該購股權計劃授出的購股權在悉數行使時可予發行本公司普通股之最高數目為現時本公司已發行之普通股股份7%。

於回顧年內，沒有授出任何購股權。於二零一六年十二月三十一日，本公司沒有購股權尚未行使。

購股權計劃的其他詳情載於年報內財務報表附註36。

關連交易

於二零一六年十二月三十一日止年度內，本集團已進行下列關連交易並須根據《上市規則》的申報規定於年報內披露。

收購湖北正大全部股權

於二零一六年五月十一日，正大（中國）投資有限公司（「正大中國投資」）（本公司的間接全資擁有附屬公司）與正大食品投資有限公司（「正大食品投資」）（Charoen Pokphand Group Company Limited（「CPG」）的間接全資擁有附屬公司）訂立收購協議，以代價1,595萬美元（相等於約1.03億人民幣）收購湖北正大有限公司（「湖北正大」）之全部股權（「收購事項」）。

CONNECTED TRANSACTION (continued)**Acquisition of Entire Equity Interest in Hubei Chia Tai (continued)**

As at 11 May 2016, Charoen Pokphand Foods Public Company Limited (“CPF”) was interested in approximately 47.8% of the issued ordinary share capital of the Company and approximately 45.4% of CPF’s issued share capital was held by CPG. Due to CPG’s near majority shareholding in CPF, the Company and CPG have agreed to treat CPG and its direct and indirect subsidiaries as connected persons of the Company within the meaning of the Listing Rules. As Chia Tai Food Investment was an indirect subsidiary of CPG, the transaction contemplated under the acquisition agreement was treated as if it was a connected transaction of the Company under Chapter 14A of the Listing Rules. The Acquisition was reported and announced under the Listing Rules as if the same were to be applicable.

CONTINUING CONNECTED TRANSACTIONS

During the year ended 31 December 2016, the Group had the following continuing connected transactions that were subject to the Listing Rules’ reporting requirement for disclosure in annual report.

Supply

Prior to the reporting period, on 14 November 2013, the Company had entered into a master supply agreement with High Orient Enterprises Limited (“HOEL”) (“2013 Master CPP Supply Agreement”). As the 2013 Master CPP Supply Agreement would expire on 31 December 2016 and the Company intended to continue the transactions contemplated thereunder, on 31 October 2016, the Company entered into a new master supply agreement with HOEL (“2016 Master CPP Supply Agreement”) for the supply by the Group to HOEL and its associates (“HOEL Group”) of various feed-related, farm-related and food-related products produced or procured by the Group including animal feed, feed raw materials, livestock and aquatic products, and processed meats and food products. The 2016 Master CPP Supply Agreement took effect on 1 January 2017 and would continue until 31 December 2019. The 2016 Master CPP Supply Agreement and the annual caps were approved by the independent shareholders of the Company on 13 December 2016. Transactions pursuant to the 2013 Master CPP Supply Agreement continued to take place in the year ended 31 December 2016.

HOEL is an indirect subsidiary of CPG and was treated as a connected person of the Company under the Listing Rules. Accordingly, the transactions under the 2013 Master CPP Supply Agreement were treated as if they were continuing connected transactions of the Company under the Listing Rules.

關連交易 (續)**收購湖北正大全部股權 (續)**

於二零一六年五月十一日，Charoen Pokphand Foods Public Company Limited (「CPF」) 持有本公司已發行普通股股份約47.8%，CPF的已發行股份中約45.4%由CPG持有。由於CPG持有CPF接近半數股權，本公司與CPG同意視CPG及其直接和間接的附屬公司為就上市規則而言本公司之關連人士。由於正大食品投資為CPG的間接附屬公司，收購協議項下的交易被視為猶如本公司根據上市規則第十四A章之關連交易。該收購事項按如同適用的上市規則作出申報及公佈。

持續關連交易

於二零一六年十二月三十一日止年度內，本集團已進行下列持續關連交易並須根據《上市規則》的申報規定於年報內披露。

供應

報告期間前，於二零一三年十一月十四日，本公司與High Orient Enterprises Limited (「HOEL」) 簽訂一份供應總協議 (「2013卜蜂供應總協議」)。由於2013卜蜂供應總協議將於二零一六年十二月三十一日屆滿而本公司意向繼續該等協議項下之交易，本公司於二零一六年十月三十一日與HOEL簽訂了一份新供應總協議 (「2016卜蜂供應總協議」)，由本集團向HOEL及其聯繫人士 (「HOEL集團」) 供應由本集團生產或採辦各飼料相關、養殖相關及食品相關之產品 (包括動物飼料、飼料原材料、禽畜和水產、及加工肉類和食品產品)。2016卜蜂供應總協議於二零一七年一月一日起生效直至二零一九年十二月三十一日。2016卜蜂供應總協議及年度上限於二零一六年十二月十三日獲本公司獨立股東批准。根據2013卜蜂供應總協議項下之交易於截至二零一六年十二月三十一日止年度內繼續發生。

HOEL是CPG的間接附屬公司及被視為根據《上市規則》本公司之關連人士。據此，2013卜蜂供應總協議項下的交易被視為猶如根據《上市規則》本公司之持續關連交易。

Report of the Directors

董事報告書

**CONTINUING CONNECTED TRANSACTIONS
(continued)****Supply (continued)**

During the year ended 31 December 2016, the approved annual cap for the transactions contemplated under the 2013 Master CPP Supply Agreement and the actual sales recorded amounted to US\$3,073,000,000 and US\$684,739,000 respectively.

Purchase***High Orient Enterprises Limited***

Prior to the reporting period, on 14 November 2013, the Company had entered into a master purchase agreement with C.P. Trading Co., Ltd. (“CPT”) (“2013 Master CPP Purchase Agreement”). CPT was no longer deemed to be a substantial shareholder of the Company due to changes in some of its shareholders. However, CPT’s related entities which had been supplying the products to the Group under the 2013 Master CPP Purchase Agreement were also associates of HOEL. As the 2013 Master CPP Purchase Agreement would expire on 31 December 2016 and the Company intended to continue the transactions contemplated thereunder, on 31 October 2016, the Company entered into a new master purchase agreement with HOEL (“2016 Master CPP Supply Agreement”) for the purchase from the HOEL Group of feed raw materials, packaging materials, livestock and aquatic products, meats and other items required by the Group in the production of feed-related, farm-related and food-related products. The 2016 Master CPP Purchase Agreement took effect on 1 January 2017 and would continue until 31 December 2019. The 2016 Master CPP Purchase Agreement and the annual caps were approved by the independent shareholders of the Company on 13 December 2016. Transactions pursuant to the 2013 Master CPP Purchase Agreement continued to take place in the year ended 31 December 2016.

HOEL is an indirect subsidiary of CPG and was treated as a connected person of the Company under the Listing Rules. Accordingly, the transactions under the 2013 Master CPP Purchase Agreement were treated as if they were continuing connected transactions of the Company under the Listing Rules.

During the year ended 31 December 2016, the approved annual cap for the transactions contemplated under the 2013 Master CPP Purchase Agreement and the actual purchases recorded amounted to US\$1,735,000,000 and US\$551,566,000 respectively.

持續關連交易 (續)**供應 (續)**

於二零一六年十二月三十一日止年度內，2013卜蜂供應總協議項下交易批准的年度上限及實際銷售記錄總額分別為30億7,300萬美元及6億8,473.9萬美元。

購買***High Orient Enterprises Limited***

報告期間前，於二零一三年十一月十四日，本公司與C.P. Trading Co., Ltd. (「CPT」) 簽訂一份購買總協議 (「2013卜蜂購買總協議」)。CPT 因其股東變更已不再被視為本公司之主要股東，但CPT 其一直根據2013卜蜂購買總協議向本集團供應產品之關連企業亦是HOEL的聯繫人。由於2013卜蜂購買總協議將於二零一六年十二月三十一日屆滿而本公司意向繼續該等協議項下之交易，本公司於二零一六年十月三十一日與HOEL簽訂了一份新購買總協議 (「2016卜蜂購買總協議」)，向HOEL集團購買飼料原材料、包裝物料、禽畜及水產、肉類及其他產品本集團用於生產飼料相關、養殖相關及食品相關所需的產品。2016卜蜂購買總協議於二零一七年一月一日起生效直至二零一九年十二月三十一日。2016卜蜂購買總協議及年度上限於二零一六年十二月十三日獲本公司獨立股東批准。根據2013卜蜂購買總協議項下之交易於截至二零一六年十二月三十一日止年度內繼續發生。

HOEL是CPG的間接附屬公司及被視為根據《上市規則》本公司之關連人士。據此，2013卜蜂購買總協議項下的交易被視為猶如根據《上市規則》本公司之持續關連交易。

於二零一六年十二月三十一日止年度內，2013卜蜂購買總協議項下交易的批准的年度上限及實際購買記錄總額分別為17億3,500萬美元及5億5,156.6萬美元。

**CONTINUING CONNECTED TRANSACTIONS
(continued)****持續關連交易 (續)****Purchase (continued)****購買 (續)***Chia Tai Enterprises International Limited**正大企業國際有限公司*

Prior to the reporting period, on 16 April 2015, the Company had entered into a master supply agreement with Chia Tai Enterprises International Limited (“CTEI”) (the “CTEI Master Supply Agreement”), which at that time was a wholly owned subsidiary of the Company, for the purchase of chlortetracycline and animal drugs (including any antibiotics) required for the production and sale of animal and aqua feed products by the Group from CTEI and its subsidiaries (the “CTEI Group”). The CTEI Master Supply Agreement took effect on 3 July 2015 and would continue until 31 December 2017.

報告期間前，於二零一五年四月十六日，本公司與正大企業國際有限公司（「正大企業國際」）（於當時乃本公司的全資擁有附屬公司）簽訂一份供應總協議（「正大企業國際供應總協議」），由本集團向正大企業國際及其附屬公司（「正大企業國際集團」）購買生產動物及水產飼料所需要的金霉素和動物藥品（包括其他抗生素）。正大企業國際供應總協議於二零一五年七月三日起生效直至二零一七年十二月三十一日。

The CTEI Master Supply Agreement was entered into in anticipation of the spin off and separate listing on the Stock Exchange of CTEI, which took place on 3 July 2015. As a result, CPF is the controlling shareholder of both the Company and of CTEI. The transactions between the Group and the CTEI Group under the CTEI Master Supply Agreement have therefore become continuing connected transactions of the Company for the purposes of the Listing Rules.

正大企業國際供應總協議按在正大企業國際預期於二零一五年七月三日分拆及於聯交所獨立上市完成時生效。而CPF為本公司及正大企業國際的控股股東。本集團與正大企業國際集團根據正大企業國際供應總協議進行的交易因此就《上市規則》而言成為本公司之持續關連交易。

Based on the relevant percentage ratios, the transactions under the CTEI Master Supply Agreement were subject to the reporting and announcement requirements but exempt from the circular (including independent financial advice) and independent shareholders' approval requirements under the Listing Rules. During the year ended 31 December 2016, the annual cap for the transactions contemplated under the CTEI Master Supply Agreement and the actual purchases recorded amounted to US\$13,176,000 and US\$9,641,000 respectively.

基於相關百分比率，正大企業國際供應總協議項下的交易須遵守《上市規則》申報和公告規定，惟豁免遵守有關通函（包括獨立財務意見）及股東批准的規定。於二零一六年十二月三十一日止年度內，正大企業國際供應總協議項下交易的年度上限及實際購買記錄總額分別為1,317.6萬美元及964.1萬美元。

Report of the Directors

董事報告書

CONTINUING CONNECTED TRANSACTIONS (continued)

CPG Technical Assistance Services

Prior to the reporting period, on 14 November 2013, C.P. Vietnam Corporation (“CPVC”), a non wholly-owned subsidiary of the Company, had entered into a technical assistance services agreement with CPG (the “CPG Technical Assistance Services Agreement”) for the provision of certain technical assistance services by CPG to CPVC in connection with CPVC’s business in Vietnam. The CPG Technical Assistance Services Agreement took effect on 1 January 2014 and continued until 31 December 2016. The service fee was equivalent to 1.5% of the net sales value of the products manufactured, produced and/or sold by CPVC in Vietnam or exported from Vietnam, exclusive of the value added tax chargeable on the sale of such products under applicable Vietnam laws and regulations, commercial discounts, rebates and returned goods. The CPG Technical Assistance Services Agreement and the annual cap were exempt from the independent shareholders’ approval requirement under the Listing Rules, but were reported and announced under the Listing Rules.

CPG was treated as a connected person of the Company. Accordingly, the transactions under the CPG Technical Assistance Services Agreement were treated as if they were continuing connected transactions of the Company within the meaning of the Listing Rules. During the year ended 31 December 2016, the annual cap for the transactions contemplated under the CPG Technical Assistance Services Agreement and the actual service fee incurred amounted to US\$58,000,000 and US\$32,024,000 respectively.

CPG Trademark Licence

On 28 December 2016, CPVC entered into a trademark licence agreement with CPG (the “CPG Trademark Licence Agreement”), whereby CPG granted CPVC a non-exclusive right to use the trademarks in accordance with the terms and conditions of the CPG Trademark Licence Agreement. The CPG Trademark Licence Agreement took effect on 1 January 2017 and would continue until 31 December 2019. The loyalty fee was equivalent to 1.5% of the net revenue of CPVC (and any subsidiary which has been granted a sub-licence to use the trademarks) from sale of goods and provision of services, which was the same as under the CPG Technical Assistance Services Agreement.

持續關連交易(續)

CPG技術支援服務

報告期間前，於二零一三年十一月十四日，C.P. Vietnam Corporation (「CPVC」)(一家本公司非全資擁有的附屬公司)與CPG簽訂一份技術支援服務協議(「CPG技術支援服務協議」)，CPG向CPVC提供與CPVC於越南的業務相關之若干技術支援服務。CPG技術支援服務協議於二零一四年一月一日起生效直至二零一六年十二月三十一日。該服務費相等於CPVC於越南所製造、生產及／或出售產品或從越南出口產品之銷售淨值之1.5%，惟不包括適用越南法例及規例就銷售有關產品所徵收之增值稅、商業折扣、回贈及退貨。CPG技術支援服務協議和年度上限已按《上市規則》作出申報及公告，惟豁免《上市規則》獨立股東批准的規定。

CPG被視為本公司的關連人士。據此，CPG技術支援服務協議項下的交易被視為猶如根據《上市規則》本公司之持續關連交易。於截至二零一六年十二月三十一日止年度內，CPG技術支援服務協議項下交易的年度上限及帶來實際服務費總額分別為5,800萬美元及3,202.4萬美元。

CPG商標使用許可證

於二零一六年十二月二十八日，CPVC與CPG簽訂一份商標使用許可合同(「CPG商標使用許可合同」)，據此CPG根據CPG商標使用許可合同的條款和條件向CPVC授出使用商標的非獨家權利。CPG商標使用許可合同於二零一七年一月一日起生效直至二零一九年十二月三十一日。該許可費相等於CPVC(及任何附屬公司其獲授予使用商標的次級許可證)從銷售產品或提供服務之淨收入的1.5%，其與根據CPG技術支援服務協議的收費相同。

CONTINUING CONNECTED TRANSACTIONS (continued)

CPG Trademark Licence (continued)

CPG was treated as a substantial shareholder of the Company and its subsidiaries and their respective associates as connected persons of the Company within the meaning of the Listing Rules. Accordingly, transaction between CPG and CPVC under the CPG Trademark Licence Agreement was therefore treated as if it was a continuing connected transaction of the Company under the Listing Rules. The CPG Trademark Licence Agreement and the annual caps were exempt from the independent shareholders' approval requirement under the Listing Rules, but were reported and announced under the Listing Rules.

MS Technical Assistance Services

Prior to the reporting period, on 14 November 2013, CPVC had entered into a technical assistance services agreement with a wholly-owned subsidiary of the Group, Modern State Investments Limited ("Modern State") (the "MS Technical Assistance Services Agreement") for the provision of certain technical assistance services by Modern State, to CPVC in connection with CPVC's business in Vietnam. The MS Technical Assistance Services Agreement took effect on 1 January 2014 and continued until 31 December 2016. The service fee was equivalent to 1.5% of the net sales value of the products manufactured, produced and/or sold by CPVC in Vietnam or exported from Vietnam, exclusive of the value added tax chargeable on the sale of such products under applicable Vietnam laws and regulations, commercial discounts, rebates and returned goods. The MS Technical Assistance Services Agreement and the annual caps were exempt from the independent shareholders' approval requirement under the Listing Rules, but were reported and announced under the Listing Rules.

CPVC is a non-wholly owned subsidiary of the Company in which CPF (being a substantial shareholder of the Company and therefore a connected person of the Company other than at the level of the Company's subsidiaries) will be able to exercise more than 10% of the voting rights in the general meeting. Hence CPVC was a connected person of the Company within the meaning of the Listing Rules. Accordingly, the transactions under the MS Technical Assistance Services Agreement constituted continuing connected transactions of the Company within the meaning of the Listing Rules. During the year ended 31 December 2016, the annual cap for the transactions contemplated under the MS Technical Assistance Services Agreement and the actual service fee incurred amounted to US\$58,000,000 and US\$32,024,000 respectively.

持續關連交易 (續)

CPG商標使用許可證 (續)

CPG被視為本公司之主要股東及其附屬公司和彼等的聯繫人為就上市規則而言本公司之關連人士。據此，CPG與CPVC根據CPG商標使用許可合同項下的交易被視為猶如根據上市規則本公司之持續關連交易。CPG商標使用許可合同和年度上限已按《上市規則》作出申報及公告，惟豁免《上市規則》獨立股東批准的規定。

MS技術支援服務

報告期間前，於二零一三年十一月十四日，CPVC與Modern State Investments Limited (「Modern State」) 本集團的全資擁有的附屬公司簽訂一份技術支援服務協議 (「MS技術支援服務協議」)，由Modern State向CPVC提供與CPVC業務相關之若干技術支援服務。MS技術支援服務協議於二零一四年一月一日起生效直至二零一六年十二月三十一日。該服務費相等於CPVC於越南所製造、生產及／或出售產品或從越南出口產品之銷售淨值之1.5%，惟不包括適用越南法例及規例就銷售有關產品所徵收之增值稅、商業折扣、回贈及退貨。MS技術支援服務協議和年度上限已按《上市規則》作出申報及公告，惟豁免《上市規則》獨立股東批准的規定。

CPVC是本公司的非全資附屬公司，而CPF (作為本公司的主要股東，因此在非附屬公司層面為本公司的關連人士) 將有權於CPVC之股東大會上行使超過10%投票權。因此，CPVC為本公司根據《上市規則》涵義之關連人士。據此，MS技術支援服務協議項下的交易根據《上市規則》涵義構成本公司之持續關連交易。於截至二零一六年十二月三十一日止年度內，MS技術支援服務協議項下交易的年度上限及帶來服務費總額分別為5,800萬美元及3,202.4萬美元。

Report of the Directors

董事報告書

CONTINUING CONNECTED TRANSACTIONS (continued)

Listing Rules Compliance

The Internal Audit Department has reviewed the above continuing connected transactions and had no material findings of non-compliance report to the independent non-executive Directors of the Company.

The independent non-executive Directors of the Company have also reviewed the Group's continuing connected transactions and have confirmed that these continuing connected transactions were entered into (i) in the ordinary and usual course of business of the Group; (ii) on normal commercial terms or better; and (iii) in accordance with the relevant agreements governing them on terms that are fair and reasonable and in the interests of the shareholders of the Company as a whole.

In respect of the above connected transaction and continuing connected transactions, the Company has complied with the relevant announcement, circular and shareholders' approval requirements under Chapter 14A of the Listing Rules from time to time.

KPMG, the Company's auditors, were engaged to report on the Group's continuing connected transactions in accordance with Hong Kong Standard on Assurance Engagements 3000 (Revised) *Assurance Engagements Other Than Audits or Reviews of Historical Financial Information* and with reference to Practice Note 740 *Auditor's Letter on Continuing Connected Transactions under the Hong Kong Listing Rules* issued by the Hong Kong Institute of Certified Public Accountants. KPMG have issued their unqualified letter containing their findings and conclusions in respect of the continuing connected transactions disclosed above by the Group in accordance with Rule 14A.56 of the Listing Rules. A copy of the auditors' letter has been provided by the Company to the Stock Exchange.

Transactions with joint ventures and associates, interest income from HOEL and its related entities, and sales to ITOCHU Corporation, which are disclosed as related party disclosures in note 44 to the financial statements of the annual report, do not fall under the definition of connected transaction or continuing connected transaction or were fully exempt under Chapter 14A of the Listing Rules and thus are not disclosed above.

Save as disclosed above, there are no other transactions of the Company which require disclosure in the annual report in accordance with the Listing Rules.

持續關連交易 (續)

上市規則的合規

內部審核部門已審閱以上持續關連交易，並向本公司獨立非執行董事報告沒有重要不合規發現。

本公司獨立非執行董事已審閱本集團的持續關連交易及確認該等持續關連交易(i)在本集團的日常業務中訂立；(ii)按照一般商務條款或更佳條款進行；及(iii)根據有關交易的協議進行，條款公平合理，並且符合本公司股東的整體利益。

就以上關連交易及持續關連交易而言，本公司已遵守不時生效的上市規則第十四A章有關公告、通函及股東批准的規定。

本公司核數師畢馬威會計師事務所獲委聘，按照香港會計師公會頒佈的《香港審驗應聘服務準則3000》(經修訂)的歷史財務資料審計或審閱以外的審驗應聘，及參照《實務說明》第740號關於香港《上市規則》所述持續關連交易的核數師函件就本集團的持續關連交易作出報告。畢馬威會計師事務所已發出其無保留意見函件，當中載有其有關本集團根據上市規則第14A.56條所披露之持續關連交易的結果及結論。本公司已經向聯交所提交核數師函件之副本。

披露於年報內財務報表附註44的關連人士披露，其中與合營企業及聯營公司進行的交易，與HOEL及其關連企業之利息收入及銷售予伊藤忠商事株式會社，根據《上市規則》第十四A章並不符合關連交易或持續關連交易之定義或符合全面豁免，故無須在上述文中作出披露。

除上述披露者外，本公司並無其他交易須根據《上市規則》於年報內披露。

DISCLOSURE PURSUANT TO RULE 13.18 OF THE LISTING RULES

On 17 June 2016, the Company entered into a 5-year syndicated term loan facility agreement with Coöperatieve Rabobank U.A., Hong Kong Branch and Kasikornbank Public Company Limited (“Kasikornbank”) as mandated lead arrangers, other lenders (together the “Lenders”) and Kasikornbank as agent, relating to a facility amount of US\$600 million (the “Facility”) made available to the Company by the Lenders (the “Facility Agreement”). The Facility was used to repay all amounts owing by the Company under the US\$410 million term loan facility agreement dated 19 December 2012 and to finance the working capital and/or general corporate requirements of the Company and its subsidiaries.

Pursuant to the Facility Agreement, it would be an event of default if Charoen Pokphand Foods Public Company Limited and its subsidiaries cease to own the largest percentage of the legal and beneficial interest in the total issued ordinary share capital of the Company and cease to have control over the Company.

The occurrence of the aforesaid event of default would render all outstanding liabilities of the Company under the Facility Agreement to become immediately due and payable and any commitments under the Facility to be cancelled.

Save as disclosed above, the Directors are not aware of any circumstances which would give rise to a disclosure obligation pursuant to the requirements under Rules 13.18 of Chapter 13 of the Listing Rules as at 31 December 2016.

按《上市規則》第13.18條的披露

於二零一六年六月十七日，本公司與Coöperatieve Rabobank U.A., Hong Kong Branch和Kasikornbank Public Company Limited (「Kasikornbank」) (作為受託總協調銀行)、其他貸款方 (統稱「貸款方」) 及 Kasikornbank (作為代理人) 訂立有關貸款方向本公司提供貸款金額為6億美元 (「該貸款」) 的五年銀團貸款協議 (「該貸款協議」)。該貸款將用於償還本公司於二零一二年十二月十九日所訂立的4.1億美元貸款協議項下之所有未償還金額和用於本公司及其附屬公司的營運資金及／或一般企業用途。

根據該貸款協議，倘Charoen Pokphand Foods Public Company Limited及其附屬公司於本公司的全部已發行普通股股本中不再擁有最大百份比的法定和實益權益，以及不再擁有本公司的控制權，將構成違約事項。

上述違約事項發生將導致本公司於該貸款協議項下之所有未償還債項即時到期並須償還及將導致於該貸款項下之任何承諾被取消。

除上述披露者外，於二零一六年十二月三十一日董事概不知悉有任何情況導致本公司須根據《上市規則》第十三章第13.18條的規定作出披露。

Report of the Directors

董事報告書

DIRECTORS' INTERESTS IN COMPETING BUSINESS

During the year ended 31 December 2016, the Group acquired a 70% shareholding in a company which is principally engaged in the manufacturing and trading of animal feed, poultry farming and trading as well as the processing and trading of chicken meat products in the PRC. As a result of such acquisition, poultry farming and trading and meat products trading have been added to the range of the Group's business in the PRC (the "PRC Farming and Meat Products Business").

During the year, Mr Dhanin Chearavanont, Mr Adirek Sripratak, Mr Soopakij Chearavanont and Mr Bai Shanlin were also directors (but not substantial shareholders) of CPG and/or a number of CPG subsidiaries (the "Excluded Companies") which, including through their subsidiaries, were engaged in businesses which also included the PRC Farming and Meat Products Business. Accordingly, these Directors have disclosed that they are considered to have an interest in businesses which may compete or may be likely to compete, either directly or indirectly, with the newly added PRC Farming and Meat Products Business of the Group, pursuant to Rule 8.10 of the Listing Rules.

As the board of directors of the Company functions independently of the boards of the Excluded Companies, the Directors believe that the Group is capable of carrying on its newly-added PRC Farming and Meat Products Business independently of, and at arm's length from, the PRC Farming and Meat Products Business carried on by the Excluded Companies.

The Directors, including those who are considered to have an interest in the PRC Farming and Meat Products Business of the Excluded Companies, will, as and when required under the Bye-laws, abstain from voting on any resolution of the Board in respect of any contract, arrangement or proposal in which he or any of his associates has a material interest.

Save as disclosed above, the Directors were not aware that any of the Directors had interest in any business which competed or was likely to compete, either directly or indirectly, with the business of the Group which falls to be disclosed under the Listing Rules.

董事在競爭業務的權益

於二零一六年十二月三十一日止年度內，本集團收購一家公司的70%股權，該公司主要從事製造及買賣動物飼料、家禽飼養及買賣，以及在中國加工及買賣雞肉製品。據此，本集團在中國業務範圍增加了家禽養殖和買賣及肉類產品交易（「中國農產品和肉類製品業務」）。

於本年度，謝國民先生、蔡益光先生、謝吉人先生及白善霖先生亦為CPG及／或若干CPG附屬公司（「除外公司」）的董事（但非主要股東），其中包括透過其附屬公司從事包括中國農業及肉製品業務。因此，根據上市規則第8.10條，有關董事已披露彼等可能被視為擁有與本集團新增中國農產品和肉類製品業務有直接或間接競爭；或可能相競爭之業務權益。

由於本公司董事會的運作獨立於除外公司董事會，董事相信本集團有能力獨立經營新增的中國農產品和肉類製品業務，以及與除外公司進行的中國農產品和肉類製品業務取得平衡。

董事（包括被視為於除外公司的中國農產品及肉製品業務擁有權益的董事）將根據細則之規定，就任何有可能與董事或其關連人士有重大利益之合約、安排或建議的董事會決議放棄投票。

除上述披露者外，董事概不知悉任何董事持有任何可與本集團業務直接或間接或有可能存在競爭的業務（按《上市規則》下須作出披露）的權益。

PERMITTED INDEMNITY PROVISION

Pursuant to the Company's bye-law 145, every Directors shall be indemnified out of the funds of the Company against all liabilities incurred by him as such Directors.

The Company has arranged appropriate directors' and officers' liability insurance for its Directors and officers.

EQUITY-LINKED AGREEMENTS

No equity-linked agreement was entered into by the Group, or existed during the year.

MANAGEMENT CONTRACT

No contract concerning the management and administration of the whole or any substantial part of the business of the Company was entered into or existed during the year.

CORPORATE GOVERNANCE CODE

During the year ended 31 December 2016, the Company applied the principles and complied with the code provisions set out in the Corporate Governance Code contained in Appendix 14 of the Listing Rules.

AUDIT COMMITTEE

The Audit Committee comprises three independent non-executive Directors and one non-executive Director. The principal duties of the Audit Committee include the review and supervision of the Company's financial reporting process, risk management and internal control. The Audit Committee reviewed the Group's consolidated financial statements prior to the publication of the interim and final results.

SUFFICIENCY OF PUBLIC FLOAT

Based on information that is publicly available to the Company and within the knowledge of the Directors, the Directors confirmed that the Company has maintained the amount of public float as required under the Listing Rules during the year ended 31 December 2016 and up to the date of this report.

獲准許的彌償條文

根據本公司細則第145條，每位董事將獲以本公司資金作為彌償保證，使其不會因作為董事履行其責任而蒙受損害。

本公司已為董事和高級人員購買合適的董事及高級人員的責任保險。

股票掛鈎協議

於年內，本集團並無訂立或存有任何股票掛鈎協議。

管理合約

於年內，本公司並無就全部或任何重大部份業務簽訂或存有管理及行政合約。

企業管治守則

於二零一六年十二月三十一日止年度內，本公司已採納《上市規則》附錄十四《企業管治守則》的原則及遵守所有守則條文。

審核委員會

審核委員會由本公司三名獨立非執行董事及一名非執行董事所組成，其主要職責包括檢討及監察本公司的財務報告程序、風險管理及內部監控。審核委員會於中期及年度業績刊載前已審閱本集團的綜合財務報告。

足夠公眾持股量

本公司根據所得公開資料，並據董事所知，董事確認本公司截至二零一六年十二月三十一日止年度內及直至本報告日期為止，已維持《上市規則》規定的公眾持股量。

Report of the Directors

董事報告書

AUDITORS

KPMG will retire and a resolution for their re-appointment as auditors of the Company will be proposed at the forthcoming annual general meeting.

ON BEHALF OF THE BOARD

Arunee Watcharananan

Director

Hong Kong

24 February 2017

核數師

畢馬威會計師事務所將任滿告退，一項有關其膺聘留任為本公司核數師的決議案將於應屆股東周年大會上提呈。

承董事會命

董事

Arunee Watcharananan

香港

二零一七年二月二十四日

Independent Auditor's Report

獨立核數師報告



Independent auditor's report to the shareholders of
C.P. Pokphand Co. Ltd.
(Incorporated in Bermuda with limited liability)

獨立核數師報告
致卜蜂國際有限公司全體股東
(於百慕達註冊成立之有限公司)

Opinion

We have audited the consolidated financial statements of C.P. Pokphand Co. Ltd. (the "Company") and its subsidiaries (together the "Group") set out on pages 72 to 202, which comprise the consolidated statement of financial position as at 31 December 2016, the consolidated statement of comprehensive income, the consolidated statement of changes in equity and the consolidated statement of cash flows for the year then ended and notes to the consolidated financial statements, including a summary of significant accounting policies.

In our opinion, the consolidated financial statements give a true and fair view of the consolidated financial position of the Group as at 31 December 2016 and of its consolidated financial performance and its consolidated cash flows for the year then ended in accordance with International Financial Reporting Standards ("IFRSs") issued by the International Accounting Standards Board ("IASB") and have been properly prepared in compliance with the disclosure requirements of the Hong Kong Companies Ordinance.

Basis for opinion

We conducted our audit in accordance with Hong Kong Standards on Auditing ("HKSA") issued by the Hong Kong Institute of Certified Public Accountants ("HKICPA"). Our responsibilities under those standards are further described in the *Auditor's responsibilities for the audit of the consolidated financial statements* section of our report. We are independent of the Group in accordance with the HKICPA's *Code of Ethics for Professional Accountants* ("the Code") together with any ethical requirements that are relevant to our audit of the consolidated financial statements in Bermuda, and we have fulfilled our other ethical responsibilities in accordance with these requirements and the Code. We believe that the audit evidence we have obtained is sufficient and appropriate to provide a basis for our opinion.

意見

本核數師(以下簡稱「我們」)已審計列載於第72頁至第202頁的卜蜂國際有限公司(以下簡稱「貴公司」)及其附屬公司(以下統稱「貴集團」)的綜合財務報表,此綜合財務報表包括於二零一六年十二月三十一日的綜合財務狀況表與截至該日止年度的綜合全面收益表、綜合權益變動表和綜合現金流量表,以及綜合財務報表附註,包括主要會計政策概要。

我們認為,該等綜合財務報表已根據國際會計準則委員會頒布的《國際財務報告準則》真實而中肯地反映了貴集團於二零一六年十二月三十一日的綜合財務狀況及截至該日止年度的綜合財務表現及綜合現金流量,並已遵照香港《公司條例》的披露要求妥為擬備。

意見的基礎

我們已根據香港會計師公會頒布的《香港審計準則》進行審計。我們在該等準則下承擔的責任已在本報告「核數師就審計綜合財務報表承擔的責任」部分中作進一步闡述。根據香港會計師公會頒布的《專業會計師道德守則》(以下簡稱「守則」)以及與我們對百慕達綜合財務報表的審計相關的道德要求,我們獨立於貴集團,並已履行這些道德要求以及守則中的其他專業道德責任。我們相信,我們所獲得的審計憑證能充足及適當地為我們的審計意見提供基礎。

Independent Auditor's Report

獨立核數師報告

Key audit matters

Key audit matters are those matters that, in our professional judgement, were of most significance in our audit of the consolidated financial statements of the current period. These matters were addressed in the context of our audit of the consolidated financial statements as a whole, and in forming our opinion thereon, and we do not provide a separate opinion on these matters.

關鍵審計事項

關鍵審計事項是根據我們的專業判斷，認為對本期綜合財務報表的審計最為重要的事項。這些事項是在我們審計整體綜合財務報表及出具意見時進行處理的。我們不會對這些事項提供單獨的意見。

Revenue recognition	
Refer to note 5 to the consolidated financial statements and the accounting policies in note 2.4(v).	
The key audit matter	How the matter was addressed in our audit
<p>The Group's revenue is mainly derived from the sale of animal feed products, livestock and aquatic animals and valued-added processed food products.</p> <p>The terms of sales contracts relating to goods acceptance by customers are similar and revenue is generally recognised when the products are collected by the customers from the Group's premises or when the products are delivered to the location designated by the customers.</p> <p>We identified the recognition of revenue as a key audit matter because revenue is one of the key performance indicators of the Group and is, therefore, subject to an inherent risk of manipulation by management to meet targets or expectations and because errors in the recognition of revenue could have a material impact on the Group's profit for the year.</p>	<p>Our audit procedures to assess the recognition of revenue included the following:</p> <ul style="list-style-type: none"> evaluating the design, implementation and operating effectiveness of key internal controls over the existence, accuracy and timing of revenue recognition; challenging the revenue recognition policies adopted by the Group by making inquiries of management and inspecting a sample of sales contracts to understand the delivery terms of the transactions to assess the Group's timing of revenue recognition with reference to the requirements of the prevailing accounting standards; inspecting significant manual adjustments to revenue raised during the reporting period, enquiring of management the reasons for such adjustments and comparing the details of the adjustments with relevant underlying documentation; assessing whether revenue had been recognised in the appropriate accounting period and in accordance with the terms of the sales contracts by comparing a sample of sales transactions recorded around the year end with relevant underlying documents, which included goods dispatch notes or documentation indicating the customers' acknowledgement of delivery of the goods sold; and scrutinising the sales ledger after the year end to identify significant sales returns and inspecting the underlying documentation to assess if the related adjustments to revenue had been accounted for in the appropriate reporting period.

Independent Auditor's Report

獨立核數師報告

收入確認	
請參閱綜合財務報表附註5及附註2.4(v)的會計政策。	
關鍵審計事項	我們的審計如何處理該事項
<p>貴集團的收入主要來源於銷售動物飼料產品、禽畜及水產和增值加工食品產品。</p> <p>銷售合同中有關客戶接收貨品的條款相類似，收入一般在客戶於貴集團廠房領取產品時或在產品運送達客戶指定地點時確認。</p> <p>我們把收入確認列為關鍵審計事項，因為收入是貴集團的關鍵績效指標之一，因而存在管理層為達到目標或期望而進行人為操縱的固有風險，並且因為收入確認的錯誤可能會對貴集團本年度溢利構成重大影響。</p>	<p>我們評估收入確認的審核程序包括：</p> <ul style="list-style-type: none"> • 評估對收入存在性、準確性和確認時點的關鍵內部控制設計、實施和操作有效性； • 通過詢問管理層對貴集團採用的收入確認政策，檢查銷售合同之樣本以了解交易的交付條款，並參照現行會計準則的要求，評價貴集團確認收入的時點； • 檢查於報告期內對收入作出的重大手工調整，詢問管理層作出調整的原因，並將調整的細節與相關基礎文件進行核對； • 選取接近年末的銷售交易樣本，檢查相關基礎文件（包括發貨單或客戶確認已收貨的文件）的樣本，以評估收入是否已根據銷售合同的條款在適當的會計期間內確認；及 • 仔細審查年末後的銷售分類賬，以確定是否存在重大的銷售退貨，並檢查相關基礎文件從而評估相關收入的調整是否已在適當的報告期間內列賬。

Independent Auditor's Report

獨立核數師報告

Valuation of current livestock – swine	
Refer to note 18 to the consolidated financial statements and the accounting policies in note 2.4(k).	
The key audit matter	How the matter was addressed in our audit
<p>The Group's biological assets mainly represent piglets and fattening swine which are presented as "current livestock – swine" in the consolidated financial statements and are measured at their fair value less costs of disposal.</p> <p>Management determined the fair value based on market prices and, where market prices were not available for certain age groups, based on market prices of other age groups, with adjustments to take into account differences in weight. The Group's current livestock – swine had an aggregate value of US\$282 million as at 31 December 2016.</p> <p>We identified the valuation of the Group's current livestock – swine as a key audit matter because of its significance to the Group's total assets and the significance of the changes in fair value of biological assets to the Group's profit before taxation and because the valuation of swine requires significant management judgement and estimation, in particular in determining the market prices for swine of different age groups and in making adjustments for weight differences.</p>	<p>Our audit procedures to assess the valuation of the Group's current livestock – swine included the following:</p> <ul style="list-style-type: none"> evaluating the design, implementation and operating effectiveness of key internal controls relating to swine management, in particular, the classification of swine into different age groups and the assessment of swine quantity; observing, on a sample basis, the physical count of swine performed by the Group and comparing the Group's swine management records with the quantity of swine for each different age group as set out in management's fair value calculation table; assessing the experience and knowledge of the relevant personnel from the Group's finance department and operation team who were involved in assessing the value of swine at the reporting date; discussing with management the methodology adopted in estimating the fair value of swine and challenging key estimates and assumptions adopted in the valuations by comparing market prices for swine of different age groups with available market data and by utilising our industry knowledge; and assessing the disclosures in the consolidated financial statements in respect of the valuation of swine with reference to the requirements of the prevailing accounting standards.

當期禽畜—豬隻的估值	
請參閱綜合財務報表附註18及附註2.4(k)的會計政策。	
關鍵審計事項	我們的審計如何處理該事項
<p>貴集團的生物資產主要包括小豬及育肥豬，於綜合財務報表以「當期禽畜—豬隻」呈列並按公允值減處置成本列賬。</p> <p>管理層按市場報價釐定公允值，倘若若干年齡組別並無交易價格，則根據其他相近年齡組別的市場報價並考慮重量的差別後釐定。於二零一六年十二月三十一日，貴集團的當期禽畜—豬隻的賬面值為2.82億美元。</p> <p>我們把當期禽畜—豬隻的估值列為關鍵審計事項，因為其對於貴集團總資產具重要性及生物資產公允值之變動對於貴集團除稅前溢利具重要性，亦因為在估算當期禽畜—豬隻涉及管理層的重大判斷和估計，尤其是在釐定不同年齡組別的豬隻的市場報價及重量差別的調整。</p>	<p>我們評估貴集團當期禽畜—豬隻的估值的審核程序包括：</p> <ul style="list-style-type: none"> • 評估對豬隻管理的主要內部控制的設計，實施和運作有效性，尤其是對豬隻於不同年齡組別的區分及豬隻數量的評估； • 以抽樣方式觀察貴集團進行豬隻盤點，及將貴集團的豬隻管理記錄與載於管理層的公允值計算表中各不同年齡組別的豬隻數量作對比； • 評估貴集團的財務部及營運團隊於參與豬隻於報告日估值計算的相關人員是否有經驗和知識； • 與管理層討論於估算豬隻公允值時所採用的方法，通過將不同年齡組別豬隻的市場報價與可比較的市場數據作比較及基於我們的行業知識，評價管理層於估值時所作的主要估算及假設；及 • 評價綜合財務報表對豬隻估值相關的披露，是否符合相關會計準則的披露要求。

Independent Auditor's Report

獨立核數師報告

Information other than the consolidated financial statements and auditor's report thereon

The directors are responsible for the other information. The other information comprises all information included in the annual report, other than the consolidated financial statements and our auditor's report thereon.

Our opinion on the consolidated financial statements does not cover the other information and we do not express any form of assurance conclusion thereon.

In connection with our audit of the consolidated financial statements, our responsibility is to read the other information and, in doing so, consider whether the other information is materially inconsistent with the consolidated financial statements or our knowledge obtained in the audit or otherwise appears to be materially misstated.

If, based on the work we have performed, we conclude that there is a material misstatement of this other information, we are required to report that fact. We have nothing to report in this regard.

Responsibilities of the directors for the consolidated financial statements

The directors are responsible for the preparation of the consolidated financial statements that give a true and fair view in accordance with IFRSs issued by the IASB and the disclosure requirements of the Hong Kong Companies Ordinance and for such internal control as the directors determine is necessary to enable the preparation of consolidated financial statements that are free from material misstatement, whether due to fraud or error.

In preparing the consolidated financial statements, the directors are responsible for assessing the Group's ability to continue as a going concern, disclosing, as applicable, matters related to going concern and using the going concern basis of accounting unless the directors either intend to liquidate the Group or to cease operations, or have no realistic alternative but to do so.

The directors are assisted by the Audit Committee in discharging their responsibilities for overseeing the Group's financial reporting process.

綜合財務報表及其核數師報告以外的信息

董事需對其他信息負責。其他信息包括刊載於年報內的全部信息，但不包括綜合財務報表及我們的核數師報告。

我們對綜合財務報表的意見並不涵蓋其他信息，我們亦不對該等其他信息發表任何形式的鑒證結論。

結合我們對綜合財務報表的審計，我們的責任是閱讀其他信息，在此過程中，考慮其他信息是否與綜合財務報表或我們在審計過程中所了解的情況存在重大抵觸或者似乎存在重大錯誤陳述的情況。

基於我們已執行的工作，如果我們認為其他信息存在重大錯誤陳述，我們需要報告該事實。在這方面，我們沒有任何報告。

董事就綜合財務報表須承擔的責任

董事須負責根據國際會計準則委員會頒布的《國際財務報告準則》及香港《公司條例》的披露要求擬備真實而中肯的綜合財務報表，並對其認為為使綜合財務報表的擬備不存在由於欺詐或錯誤而導致的重大錯誤陳述所需的內部控制負責。

在擬備綜合財務報表時，董事負責評估貴集團持續經營的能力，並在適用情況下披露與持續經營有關的事項，以及使用持續經營為會計基礎，除非董事有意將貴集團清盤或停止經營，或別無其他實際的替代方案。

審計委員會協助董事履行監督貴集團的財務報告過程的責任。

Independent Auditor's Report

獨立核數師報告

Auditor's responsibilities for the audit of the consolidated financial statements

Our objectives are to obtain reasonable assurance about whether the consolidated financial statements as a whole are free from material misstatement, whether due to fraud or error, and to issue an auditor's report that includes our opinion. This report is made solely to you, as a body, in accordance with Section 90 of the Bermuda Companies Act 1981, and for no other purpose. We do not assume responsibility towards or accept liability to any other person for the contents of this report.

Reasonable assurance is a high level of assurance, but is not a guarantee that an audit conducted in accordance with HKSA's will always detect a material misstatement when it exists. Misstatements can arise from fraud or error and are considered material if, individually or in the aggregate, they could reasonably be expected to influence the economic decisions of users taken on the basis of these consolidated financial statements.

As part of an audit in accordance with HKSA's, we exercise professional judgement and maintain professional scepticism throughout the audit. We also:

- Identify and assess the risks of material misstatement of the consolidated financial statements, whether due to fraud or error, design and perform audit procedures responsive to those risks, and obtain audit evidence that is sufficient and appropriate to provide a basis for our opinion. The risk of not detecting a material misstatement resulting from fraud is higher than for one resulting from error, as fraud may involve collusion, forgery, intentional omissions, misrepresentations, or the override of internal control.
- Obtain an understanding of internal control relevant to the audit in order to design audit procedures that are appropriate in the circumstances, but not for the purpose of expressing an opinion on the effectiveness of the Group's internal control.
- Evaluate the appropriateness of accounting policies used and the reasonableness of accounting estimates and related disclosures made by the directors.

核數師就審計綜合財務報表承擔的責任

我們的目標，是對綜合財務報表整體是否不存在由於欺詐或錯誤而導致的重大錯誤陳述取得合理保證，並出具包括我們意見的核數師報告。我們是按照百慕達1981年《公司法案》第90條的規定，僅向整體股東報告。除此以外，我們的報告不可用作其他用途。我們概不就本報告的內容，對任何其他人士負責或承擔法律責任。

合理保證是高水平的保證，但不能保證按照《香港審計準則》進行的審計，在某一重大錯誤陳述存在時總能發現。錯誤陳述可以由欺詐或錯誤引起，如果合理預期它們單獨或滙總起來可能影響綜合財務報表使用者依賴財務報表所作出的經濟決定，則有關的錯誤陳述可被視作重大。

在根據《香港審計準則》進行審計的過程中，我們運用了專業判斷，保持了專業懷疑態度。我們亦：

- 識別和評估由於欺詐或錯誤而導致綜合財務報表存在重大錯誤陳述的風險，設計及執行審計程序以應對這些風險，以及獲取充足和適當的審計憑證，作為我們意見的基礎。由於欺詐可能涉及串謀、偽造、蓄意遺漏、虛假陳述，或凌駕於內部控制之上，因此未能發現因欺詐而導致的重大錯誤陳述的風險高於未能發現因錯誤而導致的重大錯誤陳述的風險。
- 了解與審計相關的內部控制，以設計適當的審計程序，但目的並非對貴集團內部控制的有效性發表意見。
- 評價董事所採用會計政策的恰當性及作出會計估計和相關披露的合理性。

Independent Auditor's Report

獨立核數師報告

Auditor's responsibilities for the audit of the consolidated financial statements (continued)

- Conclude on the appropriateness of the directors' use of the going concern basis of accounting and, based on the audit evidence obtained, whether a material uncertainty exists related to events or conditions that may cast significant doubt on the Group's ability to continue as a going concern. If we conclude that a material uncertainty exists, we are required to draw attention in our auditor's report to the related disclosures in the consolidated financial statements or, if such disclosures are inadequate, to modify our opinion. Our conclusions are based on the audit evidence obtained up to the date of our auditor's report. However, future events or conditions may cause the Group to cease to continue as a going concern.
- Evaluate the overall presentation, structure and content of the consolidated financial statements, including the disclosures, and whether the consolidated financial statements represent the underlying transactions and events in a manner that achieves fair presentation.
- Obtain sufficient appropriate audit evidence regarding the financial information of the entities or business activities within the Group to express an opinion on the consolidated financial statements. We are responsible for the direction, supervision and performance of the Group's audit. We remain solely responsible for our audit opinion.

We communicate with the Audit Committee regarding, among other matters, the planned scope and timing of the audit and significant audit findings, including any significant deficiencies in internal control that we identify during our audit.

We also provide the Audit Committee with a statement that we have complied with relevant ethical requirements regarding independence and communicate with them all relationships and other matters that may reasonably be thought to bear on our independence and, where applicable, related safeguards.

核數師就審計綜合財務報表承擔的責任(續)

- 對董事採用持續經營會計基礎的恰當性作出結論。根據所獲取的審計憑證，確定是否存在與事項或情況有關的重大不確定性，從而可能導致對貴集團的持續經營能力產生重大疑慮。如果我們認為存在重大不確定性，則有必要在核數師報告中提請使用者注意綜合財務報告中的相關披露。假若有關的披露不足，則我們應當發表非無保留意見。我們的結論是基於核數師報告日止所取得的審計憑證。然而，未來事項或情況可能導致貴集團不能持續經營。
- 評價綜合財務報表的整體列報方式、結構和內容，包括披露，以及綜合財務報表是否中肯反映交易和事項。
- 就貴集團內實體或業務活動的財務信息獲取充足、適當的審計憑證，以便對綜合財務報表發表意見。我們負責貴集團審計的方向、監督和執行。我們為審計意見承擔全部責任。

除其他事項外，我們與審計委員會溝通了計劃的審計範圍、時間安排、重大審計發現等，包括我們在審計中識別出內部控制的任何重大缺陷。

我們還向審計委員會提交聲明，說明我們已符合有關獨立性的相關專業道德要求，並與他們溝通有可能合理地被認為會影響我們獨立性的所有關係和其他事項，以及在適用的情況下，相關的防範措施。

Independent Auditor's Report

獨立核數師報告

Auditor's responsibilities for the audit of the consolidated financial statements (continued)

From the matters communicated with the Audit Committee, we determine those matters that were of most significance in the audit of the consolidated financial statements of the current period and are therefore the key audit matters. We describe these matters in our auditor's report unless law or regulation precludes public disclosure about the matter or when, in extremely rare circumstances, we determine that a matter should not be communicated in our report because the adverse consequences of doing so would reasonably be expected to outweigh the public interest benefits of such communication.

The engagement partner on the audit resulting in this independent auditor's report is Yu Wai Sum.

KPMG
Certified Public Accountants
8th Floor, Prince's Building
10 Chater Road
Central, Hong Kong

24 February 2017

核數師就審計綜合財務報表承擔的責任 (續)

從與審計委員會溝通的事項中，我們確定哪些事項對本年綜合財務報表的審計最為重要，因而構成關鍵審計事項。我們在核數師報告中描述這些事項，除非法律法規不允許公開披露這些事項，或在極端罕見的情況下，如果合理預期在我們報告中溝通某事項造成的負面後果超過產生的公眾利益，我們決定不應在報告中溝通該事項。

出具本獨立核數師報告的審計項目合夥人是余慧心。

畢馬威會計師事務所
執業會計師
香港中環
遮打道10號
太子大廈8樓

二零一七年二月二十四日

Consolidated Statement of Comprehensive Income

綜合全面收益表

Year ended 31 December 2016 截至二零一六年十二月三十一日止年度

			2016 二零一六年 US\$'000 美元千元	2015 二零一五年 US\$'000 美元千元
		Note 附註		
CONTINUING OPERATIONS	持續經營業務			
REVENUE	收入	5	5,281,193	5,129,818
Cost of sales	銷售成本		(4,348,607)	(4,225,347)
Gross profit	毛利		932,586	904,471
Net changes in fair value of biological assets	生物資產公允值之變動淨額	6	(33,009)	6,954
			899,577	911,425
Other income, net	其他收入淨額	7	29,795	32,600
Selling and distribution costs	銷售及分銷成本		(241,771)	(272,933)
General and administrative expenses	行政及管理費用		(244,874)	(246,251)
Finance costs	財務成本	8	(35,473)	(39,121)
Share of profits and losses of:	應佔溢利及虧損：			
Joint ventures	合營企業	21(a)	4,129	3,679
Associates	聯營公司	22(a)	11,091	11,352
PROFIT BEFORE TAX	除稅前溢利	9	422,474	400,751
Income tax	所得稅	12	(92,995)	(91,976)
PROFIT FOR THE YEAR FROM CONTINUING OPERATIONS	來自持續經營業務本年溢利		329,479	308,775
DISCONTINUED OPERATIONS	已終止經營業務			
Profit for the year/period from discontinued operations	來自已終止經營業務本年／期內溢利	39	-	30,402
PROFIT FOR THE YEAR	本年溢利		329,479	339,177

Consolidated Statement of Comprehensive Income

綜合全面收益表

Year ended 31 December 2016 截至二零一六年十二月三十一日止年度

			2016	2015
			二零一六年	二零一五年
		Note	US\$'000	US\$'000
		附註	美元千元	美元千元
OTHER COMPREHENSIVE INCOME	其他全面收益			
Continuing operations	持續經營業務			
Items that will not be reclassified subsequently to profit or loss:	其後將不會重新分類至損益之項目：			
Surplus on revaluation of office premises, net	商業樓宇重估淨盈餘	15	13,133	3,600
Income tax effect	所得稅影響	34	(790)	(478)
			12,343	3,122
Items that may be reclassified subsequently to profit or loss:	其後可能會重新分類至損益之項目：			
Exchange differences on translation of foreign operations	外地業務於換算時之匯兌差額		(89,603)	(69,761)
Share of other comprehensive income of:	應佔其他全面收益：			
Joint ventures	合營企業	21(a)	(1,278)	(873)
Associates	聯營公司	22(a)	(5,051)	(2,127)
			(95,932)	(72,761)
Other comprehensive income from continuing operations, net of income tax	來自持續經營業務除所得稅後其他全面收益		(83,589)	(69,639)
Discontinued operations	已終止經營業務			
Items that are reclassified subsequently to profit or loss:	已經其後重新分類至損益之項目：			
Exchange differences on translation of foreign operations	外地業務於換算時之匯兌差額		-	121
Share of other comprehensive income of:	應佔其他全面收益：			
Joint ventures	合營企業	21(a)	-	(1,057)
Associate	聯營公司	22(a)	-	21
Release of exchange fluctuation reserve upon distribution in specie of CTEI	實物分派正大企業國際完成時外匯波動儲備之回撥	39	-	(23,751)
Other comprehensive income from discontinued operations, net of income tax	來自已終止經營業務除所得稅後其他全面收益		-	(24,666)
OTHER COMPREHENSIVE INCOME FOR THE YEAR, NET OF INCOME TAX	除所得稅後本年其他全面收益		(83,589)	(94,305)
TOTAL COMPREHENSIVE INCOME FOR THE YEAR	本年全面收益總額		245,890	244,872

Consolidated Statement of Comprehensive Income

綜合全面收益表

Year ended 31 December 2016 截至二零一六年十二月三十一日止年度

		2016 二零一六年 US\$'000 美元千元	2015 二零一五年 US\$'000 美元千元
	Note 附註		
Profit attributable to:			
Shareholders of the Company			
Continuing operations		260,278	242,497
Discontinued operations		–	25,078
		260,278	267,575
Non-controlling interest			
Continuing operations		69,201	66,278
Discontinued operations		–	5,324
		69,201	71,602
		329,479	339,177

Total comprehensive income attributable to:			
Shareholders of the Company			
Continuing operations		184,748	182,645
Discontinued operations		–	3,706
		184,748	186,351
Non-controlling interest			
Continuing operations		61,142	56,491
Discontinued operations		–	2,030
		61,142	58,521
		245,890	244,872

EARNINGS PER SHARE ATTRIBUTABLE TO SHAREHOLDERS OF THE COMPANY 本公司股東應佔之每股溢利 14

– Basic and diluted	– 基本及攤薄		
Continuing operations	持續經營業務	1.027	0.957
Discontinued operations	已終止經營業務	–	0.099
		1.027	1.056

Details of dividend for the year are disclosed in note 13 to the financial statements. 本年度之股息詳情於財務報表附註13內披露。

Consolidated Statement of Financial Position

綜合財務狀況表

31 December 2016 二零一六年十二月三十一日

			2016	2015
			二零一六年	二零一五年
		Note	US\$'000	US\$'000
		附註	美元千元	美元千元
NON-CURRENT ASSETS	非流動資產			
Property, plant and equipment	物業、廠房及設備	15	1,399,227	1,182,138
Investment properties	投資物業	16	13,513	16,365
Land lease prepayments	預付土地租賃費	17	128,407	105,748
Non-current biological assets	非當期生物資產	18	57,216	49,481
Intangible assets	無形資產	19	29,464	34,169
Investments in joint ventures	於合營企業的投資	21	19,289	19,669
Investments in associates	於聯營公司的投資	22	105,279	48,200
Available-for-sale investments	可供出售之投資	23	11,730	8,435
Goodwill	商譽	24	35,121	37,563
Other non-current assets	其他非流動資產		124,692	18,712
Deferred tax assets	遞延稅項資產	34	3,907	4,411
Total non-current assets	總非流動資產		1,927,845	1,524,891
CURRENT ASSETS	流動資產			
Inventories	存貨	25	533,371	494,676
Current biological assets	當期生物資產	18	326,582	299,210
Trade and bills receivables	應收貿易賬款及票據	26	202,902	148,352
Prepayments, deposits and other receivables	預付賬款、按金及其他 應收賬款	27	181,704	116,727
Pledged deposits	已抵押存款	28	41,005	48,900
Time deposits with maturity over three months	到期日超過三個月之 定期存款	28	151,112	206,869
Cash and cash equivalents	現金及現金等價物	28	268,904	288,238
Total current assets	總流動資產		1,705,580	1,602,972
CURRENT LIABILITIES	流動負債			
Trade and bills payables	應付貿易賬款及票據	29	340,609	280,802
Other payables and accruals	其他應付賬款及預提費用	30	346,408	320,309
Bank borrowings	銀行借款	31	376,093	482,963
Income tax payables	應付所得稅		18,326	26,924
Total current liabilities	總流動負債		1,081,436	1,110,998
NET CURRENT ASSETS	淨流動資產		624,144	491,974
TOTAL ASSETS LESS CURRENT LIABILITIES	總資產減流動負債		2,551,989	2,016,865

Consolidated Statement of Financial Position

綜合財務狀況表

31 December 2016 二零一六年十二月三十一日

			2016 二零一六年	2015 二零一五年
		Note 附註	US\$'000 美元千元	US\$'000 美元千元
NON-CURRENT LIABILITIES	非流動負債			
Bank borrowings	銀行借款	31	904,133	620,107
Corporate bond	企業債券	32	143,386	-
Other non-current liabilities	其他非流動負債	33	24,096	25,543
Deferred tax liabilities	遞延稅項負債	34	61,626	55,333
Total non-current liabilities	總非流動負債		1,133,241	700,983
NET ASSETS	資產淨值		1,418,748	1,315,882
EQUITY	權益			
Equity attributable to shareholders of the Company	本公司股東應佔權益			
Issued capital	已發行股本	35	253,329	253,329
Reserves	儲備	37	817,937	763,939
Proposed final dividend	建議末期股息	13	52,300	68,644
			1,123,566	1,085,912
Non-controlling interest	非控制性權益		295,182	229,970
TOTAL EQUITY	權益總額		1,418,748	1,315,882

Approved and authorised for issue by the board of directors of the Company on 24 February 2017.

於二零一七年二月二十四日經本公司董事會批准及授權予以刊發。

Adirek Sripratak 蔡益光
Director 董事

Arunee Watcharananan
Director 董事

Consolidated Statement of Changes in Equity

綜合權益變動表

Year ended 31 December 2016 截至二零一六年十二月三十一日止年度

		Attributable to shareholders of the Company 本公司股東應佔											Non-controlling interest		Total equity
		Issued capital 已發行股本	Share premium account 股份溢價賬	Contributed Surplus 實繳盈餘賬	Capital reserve 資本儲備	Merger reserve 合併儲備	Property revaluation reserve 物業重估儲備	PRC reserve funds 中國儲備基金	Exchange fluctuation reserve 外匯波動儲備	Retained profits 未分配利潤	Proposed final dividend 末期股息建議	Total	Non-controlling interest 非控制性權益	Total equity 權益總額	
Note		US\$'000 美元千元	US\$'000 美元千元	US\$'000 美元千元	US\$'000 美元千元	US\$'000 美元千元	US\$'000 美元千元	US\$'000 美元千元	US\$'000 美元千元	US\$'000 美元千元	US\$'000 美元千元	US\$'000 美元千元	US\$'000 美元千元	US\$'000 美元千元	
附註						(note 37(b)) (附註37(b))	(note 37(c)) (附註37(c))	(note 37(d)) (附註37(d))	(note 37(e)) (附註37(e))						
At 1 January 2016	於二零一六年一月一日	253,329	10,740	1,272,669	13,012	(1,612,918)	34,514	132,732	(51,107)	964,297	68,644	1,085,912	229,970	1,315,882	
Profit for the year	本年溢利	-	-	-	-	-	-	-	-	260,278	-	260,278	69,201	329,479	
Other comprehensive income for the year:	年內其他全面收益：														
Exchange differences on translation of foreign operations	外地業務於換算時之匯兌差額	-	-	-	-	-	-	-	(81,544)	-	-	(81,544)	(8,059)	(89,603)	
Surplus on revaluation of office premises, net	商業樓宇重估淨盈餘	15	-	-	-	-	13,133	-	-	-	-	13,133	-	13,133	
Income tax effect	所得稅影響	34	-	-	-	-	(790)	-	-	-	-	(790)	-	(790)	
Share of other comprehensive income of:	應佔其他全面收益：														
Joint ventures	合營企業	21(a)	-	-	-	-	-	-	(1,278)	-	-	(1,278)	-	(1,278)	
Associates	聯營公司	22(a)	-	-	-	-	-	-	(5,051)	-	-	(5,051)	-	(5,051)	
Total comprehensive income for the year	年內全面收益總額	-	-	-	-	-	12,343	-	(87,873)	260,278	-	184,748	61,142	245,890	
Acquisition of subsidiaries	收購附屬公司	38	-	-	-	-	-	-	-	-	-	-	20,080	20,080	
Capital injection by a non-controlling equity holder	非控制性權益股東注入資本	-	-	-	-	-	-	-	-	-	-	-	1,530	1,530	
Dividend paid to non-controlling equity holders	支付予非控制性權益股東股息	-	-	-	-	-	-	-	-	-	-	-	(17,540)	(17,540)	
2015 final dividend declared	宣派二零一五年末期股息	-	-	-	-	-	-	-	-	-	(68,644)	(68,644)	-	(68,644)	
2016 interim dividend	二零一六年中期股息	13	-	(78,450)	-	-	-	-	-	-	-	(78,450)	-	(78,450)	
2016 final dividend proposed	建議二零一六年末期股息	13	-	(52,300)	-	-	-	-	-	-	52,300	-	-	-	
Transfer in/(out)	轉入/(出)	-	-	-	-	-	-	9,678	-	(9,678)	-	-	-	-	
At 31 December 2016	於二零一六年十二月三十一日	253,329	10,740*	1,141,919*	13,012*	(1,612,918)*	46,857*	142,410*	(138,980)*	1,214,897*	52,300	1,123,566	295,182	1,418,748	

Consolidated Statement of Changes in Equity

綜合權益變動表

Year ended 31 December 2016 截至二零一六年十二月三十一日止年度

		Attributable to shareholders of the Company 本公司股東應佔											Non-controlling interest 非控制性權益	Total equity 權益總額
		Issued capital 已發行股本	Share premium account 股份溢價賬	Contributed Surplus 實繳盈餘賬	Capital reserve 資本儲備	Merger reserve 合併儲備	Property revaluation reserve 物業重估儲備	PRC reserve funds 中國儲備基金	Exchange fluctuation reserve 外匯波動儲備	Retained profits 未分配利潤	Proposed final dividend 建議末期股息	Total		
		US\$'000 美元千元	US\$'000 美元千元	US\$'000 美元千元	US\$'000 美元千元	US\$'000 美元千元	US\$'000 美元千元	US\$'000 美元千元	US\$'000 美元千元	US\$'000 美元千元	US\$'000 美元千元	US\$'000 美元千元		
At 1 January 2015	於二零一五年一月一日	253,329	10,740	1,396,882	13,109	(1,612,918)	31,392	125,682	33,239	855,260	71,913	1,178,628	207,780	1,386,408
Profit for the year	本年溢利	-	-	-	-	-	-	-	-	267,575	-	267,575	71,602	339,177
Other comprehensive income for the year:	年內其他全面收益：													
Exchange differences on translation of foreign operations	外地業務於換算時之匯兌差額	-	-	-	-	-	-	(59,865)	-	-	-	(59,865)	(9,775)	(69,640)
Surplus on revaluation of office premises, net	商業樓宇重估淨溢餘	15	-	-	-	-	3,600	-	-	-	-	3,600	-	3,600
Income tax effect	所得稅影響	34	-	-	-	-	(478)	-	-	-	-	(478)	-	(478)
Share of other comprehensive income of:	應佔其他全面收益：													
Joint ventures	合營企業	21(a)	-	-	-	-	-	-	(1,930)	-	-	(1,930)	-	(1,930)
Associates	聯營公司	22(a)	-	-	-	-	-	-	(2,106)	-	-	(2,106)	-	(2,106)
Release of exchange fluctuation reserve upon distribution in specie of CTEI	實物分派正大企業國際完成時外匯波動儲備之回撥	-	-	-	-	-	-	-	(20,445)	-	-	(20,445)	(3,306)	(23,751)
Total comprehensive income for the year	年內全面收益總額	-	-	-	-	-	3,122	-	(84,346)	267,575	-	186,351	58,521	244,872
Share of merger reserve of associate	應佔聯營公司合併儲備	-	-	-	-	(313)	-	-	-	-	-	(313)	-	(313)
Dividend paid to non-controlling equity holders	支付予非控制性權益股東股息	-	-	-	-	-	-	-	-	-	-	-	(16,188)	(16,188)
2014 final dividend declared	宣派二零一四年末期股息	-	-	-	-	-	-	-	-	-	(71,913)	(71,913)	-	(71,913)
2015 interim dividend	二零一五年中期股息	13	-	(55,569)	-	-	-	-	-	-	-	(55,569)	-	(55,569)
2015 final dividend proposed	建議二零一五年末期股息	13	-	(68,644)	-	-	-	-	-	-	68,644	-	-	-
Dividend by way of a distribution in specie	以實物分派方式派付股息	13	-	-	(97)	313	-	(8,032)	-	(143,456)	-	(151,272)	(20,143)	(171,415)
Transfer in/(out)	轉入/(出)	-	-	-	-	-	-	15,082	-	(15,082)	-	-	-	-
At 31 December 2015	於二零一五年十二月三十一日	253,329	10,740*	1,272,669*	13,012*	(1,612,918)*	34,514*	132,732*	(51,107)*	964,297*	68,644	1,085,912	229,970	1,315,882

* These reserve accounts comprise the consolidated reserves of US\$817,937,000 (2015: US\$763,939,000) in the consolidated statement of financial position.

* 該等儲備賬組成綜合財務狀況表內之綜合儲備8億1,793.7萬美元(二零一五年:7億6,393.9萬美元)。

Consolidated Statement of Cash Flows

綜合現金流量表

Year ended 31 December 2016 截至二零一六年十二月三十一日止年度

	Note	2016 二零一六年 US\$'000 美元千元	2015 二零一五年 US\$'000 美元千元
	附註		
CASH FLOWS FROM OPERATING ACTIVITIES			
Profit before tax:			
Continuing operations		422,474	400,751
Discontinued operations		-	33,084
Adjustments for:			
Bank and other interest income	7	(9,104)	(10,447)
Net changes in fair value of investment properties	7	272	1,675
Finance costs	8	35,473	39,007
Depreciation of property, plant and equipment	9	89,086	78,848
Amortisation of intangible assets	9	2,597	2,745
Amortisation of land lease prepayments	9	3,588	3,134
Depreciation of biological assets stated at cost less accumulated depreciation and impairment	9	28,174	26,623
Loss/(gain) on disposal of property, plant and equipment, net	9	199	(456)
Gain on disposal of land lease prepayments	7	-	(1,025)
Impairment of trade receivables, net	9	952	5,335
Net changes in fair value of biological assets	6	33,009	(6,954)
Share of profits and losses of:			
Joint ventures	21(a)	(4,129)	(5,260)
Associates	22(a)	(11,091)	(13,229)
Gain on distribution in specie of CTEI – Exchange fluctuation reserve attributable to CTEI recycled to profit or loss	39	-	(23,751)
		591,500	530,080
(Increase)/decrease in inventories		(38,619)	43,876
Increase in biological assets		(94,994)	(42,218)
Increase in trade and bills receivables		(41,166)	(17,030)
(Increase)/decrease in prepayments, deposits and other receivables		(47,327)	5,410
Increase in trade payables		61,257	53,946
Increase in other payables and accruals		19,844	51,628
Cash generated from operations		450,495	625,692
Interest paid		(57,498)	(54,937)
Income tax paid		(87,923)	(78,218)
Net cash flows generated from operating activities		305,074	492,537

Consolidated Statement of Cash Flows

綜合現金流量表

Year ended 31 December 2016 截至二零一六年十二月三十一日止年度

		2016 二零一六年 US\$'000 美元千元	2015 二零一五年 US\$'000 美元千元
CASH FLOWS FROM INVESTING ACTIVITIES	投資活動之現金流量		
Purchases of property, plant and equipment	購買物業、廠房及設備	(209,429)	(275,492)
Decrease in other non-current liabilities	其他非流動負債減少	(1,823)	(9,459)
Increase in land lease prepayments	預付土地租賃費增加	(4,605)	(57,471)
(Increase)/decrease in other non-current assets	其他非流動資產(增加)/減少	(108,993)	9,735
Investments in subsidiaries	投資附屬公司	(49,242)	-
Investments in associates	投資聯營公司	(60,221)	-
Dividend received from joint ventures	收取合營企業股息	3,231	2,428
Dividend received from associates	收取聯營公司股息	9,182	-
Proceeds from disposal of property, plant and equipment	出售物業、廠房及設備所得款項	1,988	3,443
Proceeds from disposal of land lease prepayments	出售預付土地租賃費所得款項	-	5,990
Receipt from PRC government on factories relocation	廠房搬遷而從中國政府取得款項	18,347	17,055
Interest received	已收利息	9,104	10,447
Net cash flows used in investing activities	投資活動所用之現金流量淨額	(392,461)	(293,324)
CASH FLOWS FROM FINANCING ACTIVITIES	融資活動之現金流量		
New bank borrowings	新增銀行借款	1,435,449	1,303,906
Repayment of bank borrowings	償還銀行借款	(1,381,306)	(1,273,562)
New corporate bond	新增企業債券	144,842	-
Capital injection from a non-controlling equity holder	非控制性權益股東注入資本	1,530	-
Decrease/(increase) in pledged deposits	已抵押存款減少/(增加)	4,077	(10,359)
Decrease/(increase) in time deposits with maturity over three months	到期日超過三個月之定期存款減少/(增加)	44,904	(46,567)
Dividend paid	已付股息	(147,094)	(127,482)
Dividend paid to non-controlling equity holders	支付予非控制性權益股東股息	(17,540)	(16,188)
Distribution in specie	實物分派	-	(18,063)
Net cash flows from/(used in) financing activities	融資活動所得/(用)之現金流量淨額	84,862	(188,315)
NET (DECREASE)/INCREASE IN CASH AND CASH EQUIVALENTS	現金及現金等價物(減少)/增加淨額	(2,525)	10,898
Cash and cash equivalents at beginning of year	年初之現金及現金等價物	288,238	287,141
Effect of foreign exchange rate changes, net	外匯率變動之影響淨額	(16,809)	(9,801)
CASH AND CASH EQUIVALENTS AT END OF YEAR	年末之現金及現金等價物	268,904	288,238

Notes to Financial Statements

財務報表附註

Year ended 31 December 2016 截至二零一六年十二月三十一日止年度

1 CORPORATE INFORMATION

C. P. Pokphand Co. Ltd. (the “Company” or “CPP”) is a limited liability company incorporated in Bermuda and ordinary shares of which are listed on the Main Board of The Stock Exchange of Hong Kong Limited (the “Stock Exchange”). The registered office and the principal place of business of the Company are located at Canon’s Court, 22 Victoria Street, Hamilton HM12, Bermuda and 21st Floor, Far East Finance Centre, 16 Harcourt Road, Hong Kong, respectively.

During the year, the Company and its subsidiaries (together, the “Group”), joint ventures and associates of the Group were involved in the following activities:

- manufacture and sale of animal feed and value-added, processed food products in the People’s Republic of China (the “PRC”)
- manufacture and sale of animal feed products, breeding, farming and sale of livestock and aquatic animals, and manufacture and sale of value-added, processed food products in the Socialist Republic of Vietnam (“Vietnam”)
- investment and property holding

At 31 December 2016, the directors consider the immediate holding company of the Company to be Charoen Pokphand Foods Public Company Limited (“CPF”), which is incorporated in the Kingdom of Thailand and shares of which are listed on the Stock Exchange of Thailand, and remains to be as such as at the date of approval of these financial statements. CPF is a significantly owned company of Charoen Pokphand Group Company Limited (“CPG”), which is incorporated in the Kingdom of Thailand.

1 公司資料

卜蜂國際有限公司(「本公司」或「卜蜂國際」)乃一家於百慕達註冊成立之有限責任公司，其普通股於香港聯合交易所有限公司(「聯交所」)主板上市。本公司之註冊辦事處及主要營業地點分別位於Canon’s Court, 22 Victoria Street, Hamilton HM12, Bermuda及香港夏慤道16號遠東金融中心21樓。

於年內，本公司及其附屬公司(統稱「本集團」)、本集團的合營企業及聯營公司，乃從事下列業務：

- 於中華人民共和國(「中國」)產銷動物飼料產品及增值加工食品產品
- 於越南社會主義共和國(「越南」)產銷動物飼料產品、繁殖、養殖及銷售禽畜及水產，以及產銷增值加工食品產品
- 投資及物業控股

於二零一六年十二月三十一日，董事認為，本公司之直接控股公司為於泰國註冊成立的Charoen Pokphand Foods Public Company Limited(「CPF」)，其股份於泰國證券交易所上市，並於截至本財務報表獲批當日仍然為本公司的直接控股公司。CPF為一家由於泰國註冊成立的Charoen Pokphand Group Company Limited(「CPG」)重大持有之公司。

Notes to Financial Statements

財務報表附註

Year ended 31 December 2016 截至二零一六年十二月三十一日止年度

2.1 BASIS OF PREPARATION

These financial statements have been prepared in accordance with International Financial Reporting Standards (“IFRSs”) (which include all International Financial Reporting Standards, International Accounting Standards (“IASs”) and Interpretations) issued by the International Accounting Standards Board (the “IASB”) and the disclosure requirements of the Hong Kong Companies Ordinance. These financial statements also comply with the applicable disclosure provisions of the Rules Governing the Listing of Securities (the “Listing Rules”) on the Stock Exchange. These financial statements have been prepared under the historical cost convention, except for office premises, investment properties, certain biological assets and derivative financial instruments, which have been measured at fair value or at fair value less costs of disposal, where appropriate. These financial statements are presented in United States dollars (“US\$”) and all values are rounded to the nearest thousand (“US\$’000”) except when otherwise indicated.

Basis of consolidation

The consolidated financial statements include the financial statements of the Company and its subsidiaries for the year ended 31 December 2016. The financial statements of the subsidiaries are prepared for the same reporting period as the Company, using consistent accounting policies. The results of subsidiaries are consolidated from the date of acquisition, being the date on which the Group obtains control, and continue to be consolidated until the date that such control ceases. All intra-group balances, transactions, unrealised gains and losses resulting from intra-group transactions and dividends are eliminated on consolidation in full, except for the unrealised loss which are eliminated only to the extent that there is no evidence of impairment.

Total comprehensive income within a subsidiary is attributed to the non-controlling interest even if it results in a deficit balance.

The Group reassesses whether or not it controls an investee if facts and circumstances indicate that there are changes to one or more of the three elements of control described in the accounting policy for subsidiaries below. A change in the ownership interest of a subsidiary, without loss of control, is accounted for as an equity transaction.

2.1 編製基準

此等財務報表乃根據國際會計準則委員會頒佈之(「國際財務報告準則」)(亦包括國際財務報告準則、國際會計準則及詮釋)及香港公司條例之披露規定而編製。此等財務報表亦遵從聯交所證券上市規則(「上市規則」)中適用的披露規定。此等財務報表按歷史成本基準編製，惟商業樓宇、投資物業、若干生物資產及衍生金融工具則採用公允值或公允值減處置成本(如適用)計算。本財務報表以美元列報。除另有指明外，所有金額均調整至最接近的美元千元計算。

綜合基準

本綜合財務報表由本公司及其附屬公司截至二零一六年十二月三十一日止年度之財務報表所組成。附屬公司之財務報表採用與本公司一致的會計期間及統一的會計政策編製。附屬公司之業績由收購日(即本集團取得控制權當日)起綜合計算直至失去該控制權之日為止。集團內公司間之所有結餘、交易、因集團內公司間交易所產生的未變現盈虧及股利均已在綜合過程中全數抵銷，除未變現虧損抵銷額以沒有證據顯示已減值為限。

於附屬公司的綜合全面收益總額即使產生虧損結餘仍會分配予非控制性權益。

如果有事實及情況顯示下文附屬公司會計政策中所述的三項控制元素中的一項或以上出現變動，本集團將重新評估其是否控制被投資公司。在沒有失去控制權情況下，附屬公司擁有權益的變動會於入賬時列作權益交易。

Notes to Financial Statements

財務報表附註

Year ended 31 December 2016 截至二零一六年十二月三十一日止年度

2.1 BASIS OF PREPARATION (continued)

Basis of consolidation (continued)

If the Group loses control over a subsidiary, it derecognises (i) the assets (including goodwill) and liabilities of the subsidiary, (ii) the carrying amount of any non-controlling interest and (iii) the cumulative translation differences recorded in equity; and recognises (i) the fair value of the consideration received, (ii) the fair value of any investment retained and (iii) any resulting surplus or deficit in profit or loss. The Group's share of components previously recognised in other comprehensive income is reclassified to profit or loss or retained profits, as appropriate, on the same basis as would be required if the Group had directly disposed of the related assets or liabilities.

2.2 CHANGES IN ACCOUNTING POLICY AND DISCLOSURES

The IASB has issued a number of new and amendments to IFRSs that are first effective for the current year. Of these, the following standards may be relevant to the Group:

IFRS 14	<i>Regulatory deferral accounts</i>
Amendments to IFRS 10, IFRS 12 and IAS 28	Amendments to IFRS 10 <i>Consolidated Financial Statements</i> , IFRS 12 <i>Disclosure of Interests in Other Entities</i> and IAS 28 <i>Investments in Associates and Joint Ventures – Investment entities: Applying the consolidation exception</i>
Amendments to IFRS 11	Amendments to IFRS 11 <i>Joint Arrangements – Accounting for acquisitions of interests in joint operations</i>
Amendments to IAS 1	Amendments to IAS 1 <i>Presentation of Financial Statements – Disclosure initiative</i>
Amendments to IAS 16 and IAS 38	Amendments to IAS 16 <i>Property, Plant and Equipment</i> and IAS 38 <i>Intangible Assets – Clarification of acceptable methods of depreciation and amortisation</i>
Amendments to IAS 16 and IAS 41	Amendments to IAS 16 <i>Property, Plant and Equipment</i> and IAS 41 <i>Agriculture – Agriculture bearer plants</i>
Annual Improvements to IFRSs 2012–2014 cycle	Amendments to a number of IFRSs

The adoption of these new and amendments to IFRSs has had no significant financial effect on this financial statements.

The Group has not applied any new standard or interpretation that is not yet effective for the current year.

2.1 編製基準(續)

綜合基準(續)

倘本集團失去附屬公司之控制權，則會終止確認(i) 該附屬公司之資產(包括商譽)及負債；(ii) 任何非控制性權益之賬面值；及(iii) 計入權益的累計匯兌差額；並確認(i) 已收代價的公允值；(ii) 任何獲保留投資的公允值；及(iii) 任何計入損益的盈餘或虧損。先前於其他全面收益已確認的本集團應佔成份重新分類至損益或未分配利潤(如適用)，並採用倘本集團已直接出售有關資產或負債所規定的相同基準。

2.2 會計政策及披露之更改

國際會計準則委員會已頒佈若干新訂立及修訂的國際財務報告準則，並於本年度首次生效。下列為當中可能與本集團有關之準則：

國際財務報告準則第14號	<i>價格監管遞延賬戶</i>
國際財務報告準則第10號、國際財務報告準則第12號及國際會計準則第28號的修訂	修訂國際財務報告準則第10號 <i>綜合財務報表</i> ，國際財務報告準則第12號 <i>披露於其他公司的權益</i> 及國際會計準則第28號 <i>於聯營公司及合營企業的投資 – 投資個體：適用綜合報表之例外規定</i>
國際財務報告準則第11號的修訂	修訂國際財務報告準則第11號 <i>合營安排 – 收購合作營運權益之列賬</i>
國際會計準則第1號的修訂	修訂國際會計準則第1號 <i>財務報表之呈列 – 披露計劃</i>
國際會計準則第16號及國際會計準則第38號的修訂	修訂國際會計準則第16號 <i>物業、廠房及設備</i> 及國際會計準則第38號 <i>無形資產 – 澄清折舊及攤銷的可接納方法</i>
國際會計準則第16號及國際會計準則第41號的修訂	修訂國際會計準則第16號 <i>物業、廠房及設備</i> 及國際會計準則第41號 <i>農業 – 農業生產性植物</i>
國際財務報告準則2012–2014週期年度改進	修訂若干國際財務報告準則

採納該等新訂立及修訂的國際財務報告準則不會對本財務報表構成重大財務影響。

本集團於本年度並無採納任何尚未生效的新準則或詮釋。

Notes to Financial Statements

財務報表附註

Year ended 31 December 2016 截至二零一六年十二月三十一日止年度

2.3 ISSUED BUT NOT YET EFFECTIVE INTERNATIONAL FINANCIAL REPORTING STANDARDS

Up to the date of issue of these financial statements, the IASB issued a number of amendments and new standards which are not yet effective for the year ended 31 December 2016 and which have not been adopted in these financial statements. These include the following which may be relevant to the Group:

IFRS 9	<i>Financial Instruments</i> ²
Amendments to IFRS 10 and IAS 28	Amendments to IFRS 10 <i>Consolidated Financial Statements and IAS 28 Investments in Associates and Joint Ventures – Sale or contribution of assets between an investor and its associate or joint venture</i> ⁴
IFRS 15	<i>Revenue from Contracts with Customers</i> ³
IFRS 16	<i>Leases</i> ³
Amendments to IAS 7	Amendments to IAS 7 <i>Statement of cash flows – Disclosure initiative</i> ¹
Amendments to IAS 12	Amendments to IAS 12 <i>Income tax – Recognition of deferred tax assets for unrealised losses</i> ¹

- ¹ Effective for annual periods beginning on or after 1 January 2017
- ² Effective for annual periods beginning on or after 1 January 2018
- ³ Effective for annual periods beginning on or after 1 January 2019
- ⁴ No mandatory effective date yet determined but available for adoption

2.3 已頒佈但尚未生效的國際財務報告準則

截至本財務報表刊發日，國際會計準則委員會已頒佈數項修訂本及新準則。該修訂本及新準則於截至二零一六年十二月三十一日止年度尚未生效且並未於本財務報表採納。下列包括可能與本集團有關的修訂本及新準則：

國際財務報告準則第9號	<i>金融工具</i> ²
國際財務報告準則第10號及國際會計準則第28號的修訂	修訂國際財務報告準則第10號 <i>綜合財務報表</i> 及國際會計準則第28號 <i>於聯營公司及合營企業的投資—投資者及聯營公司或合營企業間之資產出售或貢獻</i> ⁴
國際財務報告準則第15號	<i>來自客戶合約之收入</i> ³
國際財務報告準則第16號	<i>租賃</i> ³
國際會計準則第7號的修訂	修訂國際會計準則第7號 <i>現金流量表—披露計劃</i> ¹
國際會計準則第12號的修訂	修訂國際會計準則第12號 <i>稅項—就未變現虧損確認遞延稅項資產</i> ¹

- ¹ 於二零一七年一月一日或之後開始之年度期間生效
- ² 於二零一八年一月一日或之後開始之年度期間生效
- ³ 於二零一九年一月一日或之後開始之年度期間生效
- ⁴ 未有強制性生效日期但可供採納

Notes to Financial Statements

財務報表附註

Year ended 31 December 2016 截至二零一六年十二月三十一日止年度

2.3 ISSUED BUT NOT YET EFFECTIVE INTERNATIONAL FINANCIAL REPORTING STANDARDS (continued)

The Group is in the process of making an assessment of the impact of these new and amendments to IFRSs upon initial application. So far, the Group considers the impact that adopting the amendment and new standards will have on the consolidated financial statements are unlikely to be significant, except that the adoption of IFRS 16 *Leases*.

IFRS 16 will primarily affect the Group's accounting as a lessee of leases for properties, plant and equipment and land which are currently classified as operating leases. The application of the new accounting model is expected to lead to an increase in both assets and liabilities and to impact on the timing of the expense recognition in the statement of comprehensive income over the period of the lease. As disclosed in note 42, the Group has non-cancellable operating leases commitments of US\$420,095,000 as at 31 December 2016, the majority of which is payable in the second to fifth years or five years after the reporting date. Some of these amounts may therefore need to be recognised as lease liabilities, with corresponding right-of-use assets, once IFRS 16 is adopted.

However, the Group has not yet determined to what extent these commitments will result in the recognition of an asset and a liability for future payments. The Group will need to perform a more detailed analysis to determine the amounts of new assets and liabilities arising from operating lease commitments on adoption of IFRS 16.

IFRS 16 is mandatory for financial years commencing on or after 1 January 2019. At this stage, the Group does not intend to adopt the standard before its mandatory effective date.

2.4 SUMMARY OF SIGNIFICANT ACCOUNTING POLICIES**(a) Subsidiaries**

A subsidiary is an entity (including a structured entity), directly or indirectly, controlled by the Company. Control is achieved when the Group is exposed, or has rights, to variable returns from its involvement in the investee and has the ability to affect those returns through its power over the investee (i.e., existing rights that give the Group the current ability to direct the relevant activities of the investee).

2.3 已頒佈但尚未生效的國際財務報告準則(續)

本集團現正評估首次採納該等新訂立及經修訂之國際財務報告準則之影響。截至目前，除了國際財務報告準則第16號租賃的採納外，本集團認為採用其他修訂和新準則不會對本集團綜合財務報表構成重大的影響。

國際財務報告準則第16號主要影響本集團作為承租者租用設備及土地的會計處理，其現時列作經營租賃。採納新準則會導致資產和負債的上升及影響有關租賃期間於綜合全面收益表中確認費用的時間。載列於本財務報表附註42，於二零一六年十二月三十一日本集團不可撤銷之經營租賃承擔為4億2,009.5萬美元，其大多數於報告期後第二年至第五年內或於五年以後需支付。當採納國際財務報告準則第16號，部分該等支付的金額可能因而需要對應資產的使用權，被確認為租賃負債。

然而，本集團仍未釐定該等承擔將導致資產和負債就未來付款確認的程度。本集團需要進行詳細的評估而釐定因採納國際財務報告準則第16號而需要確認來自經營租賃承擔所導致新資產和負債的確認金額。

國際財務報告準則第16號須在二零一九年一月一日或之後開始的財政年度採納。目前，本集團預計不會在強制生效日期前採納此準則。

2.4 主要會計政策概要**(a) 附屬公司**

附屬公司為本公司直接或間接控制之實體(包括結構性實體)。當本集團於參與被投資公司中的業務中分享或有權享有可變回報，並可使用其權力影響被投資公司之回報(即給予本集團現時能力直接參與被投資公司之相關業務之現有權利)時，本集團即屬擁有控制權。

Notes to Financial Statements

財務報表附註

Year ended 31 December 2016 截至二零一六年十二月三十一日止年度

2.4 SUMMARY OF SIGNIFICANT ACCOUNTING POLICIES (continued)**(a) Subsidiaries (continued)**

When the Company has, directly or indirectly, less than a majority of the voting or similar rights of an investee, the Group considers all relevant facts and circumstances, in assessing whether it has power over an investee, including:

- (i) the contractual arrangement with the other vote holders of the investee;
- (ii) rights arising from other contractual arrangements; and
- (iii) the Group's voting rights and potential voting rights.

(b) Joint ventures

A joint venture is a type of joint arrangement whereby the parties that have joint control of the arrangement have rights to the net assets of the joint venture. Joint control is the contractually agreed sharing of control of an arrangement, which exists only when decisions about the relevant activities require unanimous consent of the parties sharing control. Investments in joint ventures are accounted for using the equity method, as for associates (note 2.4(c)).

(c) Associates

Associates are those entities in which the Group has significant influence, but not control or joint control, over its management, including participation in the financial and operating policies decisions.

Investments in associates are accounted for using the equity method and are recognised initially at cost. The cost of the investments includes transaction costs.

2.4 主要會計政策概要(續)**(a) 附屬公司(續)**

當本公司直接或間接持有少於一間被投資公司的大多數表決權或類似權利時，本集團在評估其是否有權控制投資公司時會考慮所有相關事實和情況，包括：

- (i) 與被投資公司投票權持有人之合約協議；
- (ii) 來自其他合約協議之權利；及
- (iii) 貴集團之投票權及潛在投票權。

(b) 合營企業

合營企業為一項聯合安排，對安排擁有共同控制權的訂約方據此對合營企業的淨資產擁有權利。共同控制權指按照合同協定對一項安排所共有的控制權，僅在相關活動必須獲得共同享有控制權的各方一致同意方能決定時存在。於合營企業的投資以權益法列賬，與聯營公司一致(附註2.4(c))。

(c) 聯營公司

聯營公司乃指本集團對於其管理層擁有重大影響力之實體，包括參與對於其財務及營運政策的決定，但並非控制權或共同控制權。

於聯營公司的投資以權益法列賬並於最初以成本確認。投資成本包括交易成本。

Notes to Financial Statements

財務報表附註

Year ended 31 December 2016 截至二零一六年十二月三十一日止年度

2.4 SUMMARY OF SIGNIFICANT ACCOUNTING POLICIES (continued)**2.4 主要會計政策概要 (續)****(c) Associates (continued)**

The consolidated financial statements include the Group's share of the profit or loss and other comprehensive income of equity-accounted investees, after adjustments to align the accounting policies with those of the Group, from the date that significant influence commences until the date that significant influence ceases.

When the Group's share of losses exceeds its interest in an equity-accounted investee, the carrying amount of the investment including any long-term interest that forms part thereof, is reduced to zero, and the recognition of further losses is discontinued except to the extent that the Group has an obligation or has made payments on behalf of the investee.

(d) Related parties

A party is considered to be related to the Group if:

- (i) the party is a person or a close member of that person's family and that person
 - (a) has control or joint control over the Group;
 - (b) has significant influence over the Group; or
 - (c) is a member of the key management personnel of the Group or of a parent of the Group; or

(c) 聯營公司 (續)

綜合財務報表由重大影響力起始日開始，併入本集團以權益法列賬的投資對象之應佔溢利及虧損和其他全面收益（於列入為使其與本集團會計政策一致的調整後），直至失去該重大影響力為止。

當本集團應佔虧損超過其對於以權益法列賬的投資對象的權益，該投資的賬面值（包括任何長期權益）減至零，並除本集團有義務或已代投資對象付款為限外，停止確認進一步虧損。

(d) 關連人士

任何一方如屬以下情況，即視為本集團的關連人士：

- (i) 個人或個人之近親若有下列情形
 - (a) 控制或共同控制本集團；
 - (b) 對本集團有重大影響力；或
 - (c) 為本集團或其母公司的重要管理人員的成員；或

Notes to Financial Statements

財務報表附註

Year ended 31 December 2016 截至二零一六年十二月三十一日止年度

2.4 SUMMARY OF SIGNIFICANT ACCOUNTING POLICIES (continued)**(d) Related parties (continued)**

- (ii) the party is an entity where any of the following conditions applies:
- (a) the entity and the Group are members of the same group;
 - (b) one entity is an associate or joint venture of the other entity (or of a parent, subsidiary or fellow subsidiary of the other entity);
 - (c) the entity and the Group are joint ventures of the same third party;
 - (d) one entity is a joint venture of a third entity and the other entity is an associate of the third entity;
 - (e) the entity is a post-employment benefit plan for the benefit of employees of either the Group or an entity related to the Group;
 - (f) the entity is controlled or jointly controlled by a person identified in (i);
 - (g) a person identified in (i)(a) has significant influence over the entity or is a member of the key management personnel of the entity (or of a parent of the entity); and
 - (h) the entity, or any member of a group of which it is a part, provides key management personnel services to the Group or to the parent of the Group.

Close members of the family of a person are those family members who may be expected to influence, or be influenced by, that person in their dealings with the entity.

2.4 主要會計政策概要(續)**(d) 關連人士(續)**

- (ii) 如相關實體符合任何下列條件之一：
- (a) 該實體與本集團屬同一集團；
 - (b) 一實體為另一實體之聯營公司或合營企業(或另一實體之母公司、附屬公司，或同系附屬公司)；
 - (c) 該實體與本集團屬同一第三方合營企業；
 - (d) 一實體屬第三方合營企業且另一實體為該第三方之聯營公司；
 - (e) 該實體為本集團僱員或任何為本集團關連人士的實體的僱員而設立之退職福利計劃；
 - (f) 實體受 (i) 項中提述的人士控制或共同控制；
 - (g) 該實體為受 (i)(a) 項中提述的任何人士施加重大影響力的實體或為該實體(或該實體的母公司)的重要管理層人員的成員；及
 - (h) 實體，或其中有一部分的任何成員，向本集團或本集團的母公司提供重要管理人員服務。

個人的家庭近親乃指該等家庭成員與實體來往時可能預期影響該個人或被該個人影響。

Notes to Financial Statements

財務報表附註

Year ended 31 December 2016 截至二零一六年十二月三十一日止年度

2.4 SUMMARY OF SIGNIFICANT ACCOUNTING POLICIES (continued)**2.4 主要會計政策概要 (續)****(e) Goodwill**

Goodwill represents the excess of (i) the aggregate of the fair value of the consideration transferred, the amount of any non-controlling interest in the acquiree and the fair value of the group's previously held equity interest in the acquiree; over (ii) the net fair value of the acquiree's identifiable assets and liabilities measured as at the acquisition date.

When (ii) is greater than (i), then this excess is recognised immediately in profit or loss as a gain on a bargain purchase.

Goodwill is stated at cost less accumulated impairment losses. Goodwill arising on a business combination is allocated to each cash-generating unit, or groups of cash generating units, that is expected to benefit from the synergies of the combination and is tested annually for impairment (see note 2.4(1)).

On disposal of a cash generating unit, any attributable amount of purchased goodwill is included in the calculation of the gain or loss on disposal.

(f) Business combinations under common control

Business combinations of entities under common control are accounted for using the pooling-of-interests method. Under the pooling-of-interests method, the assets and liabilities of the acquiree are stated at their historical carrying values at the date of acquisition and the difference between the consideration transferred for a business combination under common control and the total of (i) the acquisition date historical net asset values of the acquiree attributable to the Group and (ii) the pre-acquisition reserves of the acquiree combined by the Group is accounted for as a contribution from or a distribution to, as appropriate, holding companies in the consolidated statement of changes in equity. Accordingly, there is no goodwill or a gain on bargain purchase as a result of a business combination under common control. The results of the acquiree under a business combination under common control are consolidated from the date of acquisition, being the date on which the Group obtains control, and continue to be consolidated until the date that such control ceases.

(e) 商譽

商譽乃(i)轉讓代價之公允值，被收購方之任何非控制性權益金額及本集團之前持有的股本權益之公允值之合計，超出(ii)於收購日被收購方可識別資產及負債淨額之公允值。

當(ii)大於(i)，該金額將即時於損益確為議價收購收益。

商譽乃按成本減累計減值損失列賬。業務合併產生的商譽乃分配到預期可從合併的協同效應中獲益的每個現金生產單位，或現金生產單位組合，並每年進行減值測試(見附註2.4(1))。

於出售現金生產單位時，任何該現金生產單位應佔之商譽將包括於出售收益或虧損之計算中。

(f) 共同控制下的業務合併

共同控制下的實體業務合併採用權益結合法。在權益結合法下，被收購方的資產及負債按收購日被收購企業之歷史賬面值合併，而於共同控制下的業務合併的轉讓價格及(i)本集團於收購日應佔被收購方之淨資產歷史賬面值和(ii)被集團合併的被收購方於被收購前的儲備的差異，將於控股公司的綜合權益變動表中計量為貢獻或分配(如適用)。故此，在共同控制下的業務合併時不會產生商譽或特惠購買收益。於共同控制下的業務合併，被收購企業的業績，將於收購日(集團擁有控制權當日)合併入賬，並持續合併直至控制權終止。

Notes to Financial Statements

財務報表附註

Year ended 31 December 2016 截至二零一六年十二月三十一日止年度

2.4 SUMMARY OF SIGNIFICANT ACCOUNTING POLICIES (continued)**(g) Property, plant and equipment and depreciation***Office premises*

Office premises are stated at their open market values on the basis of annual professional valuations performed at each financial year end. Changes arising on the revaluation of office premises are dealt with as movements in the property revaluation reserve. If the total of this reserve is insufficient to cover a deficit, on an individual premise basis, the excess of the deficit is charged to profit or loss. Any subsequent revaluation surplus is credited to profit or loss to the extent of the deficit previously charged.

Depreciation is calculated on the straight-line basis to write off the valuation of the office premises over their estimated useful lives of 30 years to 50 years.

On disposal of an office premise, the relevant portion of the property revaluation reserve realised in respect of previous valuations is transferred to retained profits as a movement in reserves.

Other property, plant and equipment

Other property, plant and equipment, other than construction in progress, are stated at cost less accumulated depreciation and any accumulated impairment losses. The cost of other property, plant and equipment comprises its purchase price and any directly attributable costs of bringing the asset to its working condition and location for its intended use. Expenditure incurred after other property, plant and equipment have been put into operation, such as repairs and maintenance, is normally charged to profit or loss in the period in which it is incurred. In situations where the recognition criteria are satisfied, the expenditure for a major inspection is capitalised in the carrying amount of the asset as a replacement. Where significant parts of other property, plant and equipment are required to be replaced at intervals, the Group recognised such parts as individual assets with specific useful lives and depreciates them accordingly.

2.4 主要會計政策概要(續)**(g) 物業、廠房及設備及折舊***商業樓宇*

商業樓宇乃於各財務年度末按年度專業估值所定之公開市值入賬。該商業樓宇物業價值之重估將於物業重估儲備中作為變動處理。於個別物業基礎下，若該全數儲備之總額不足以抵銷其虧損，多出的虧損將於損益內扣除。其後任何重估盈餘將計入損益內，惟以從前計入之虧損額為限。

折舊乃按商業樓宇30年至50年之估計可使用年期以直線法撇銷其價值而計算。

於出售單一商業樓宇時，於物業重估儲備中就以往估值變現之有關部份將獲回撥，並轉入未分配利潤作為儲備變動。

其他物業、廠房及設備

其他物業、廠房及設備(不包括在建工程)乃按其成本扣除累計折舊及任何累計減值虧損入賬。其他物業、廠房及設備之成本包括其買入價格及任何令該資產達到擬定用途之狀況及位置之直接費用。在開始使用該項其他物業、廠房及設備後所發生之費用(如維修及保養)一般會在產生期間於損益內扣除。在符合確認條件的情況下，主要檢修費用將予以資本化，作為一項置換列入資產的賬面值。當其他物業、廠房及設備的重要部份需要在期間更換，本集團會確認該部份為擁有特定使用年期及折舊的獨立資產。

Notes to Financial Statements

財務報表附註

Year ended 31 December 2016 截至二零一六年十二月三十一日止年度

2.4 SUMMARY OF SIGNIFICANT ACCOUNTING POLICIES (continued)**2.4 主要會計政策概要 (續)****(g) Property, plant and equipment and depreciation (continued)****(g) 物業、廠房及設備及折舊 (續)***Other property, plant and equipment (continued)**其他物業、廠房及設備 (續)*

Depreciation of other property, plant and equipment is calculated on the straight-line basis to write off the cost of other property, plant and equipment to its residual value over its estimated useful life. The principal annual rates used for this purpose are as follows:

其他物業、廠房及設備之折舊乃根據其個別估計可使用年期以直線法撇銷其成本計算。上述折舊所採用之主要年折舊率如下：

Industrial buildings	2% to 4.5%
Plant and machinery	6% to 15%
Furniture, fixtures and office equipment	10% to 33.33%
Motor vehicles and transport facilities	9% to 33.33%

工業樓宇	2%至4.5%
廠房及機器	6%至15%
傢俱、裝置及辦公設備	10%至33.33%
汽車及運輸設施	9%至33.33%

Where parts of other property, plant and equipment have different useful lives, the cost of that item is allocated on a reasonable basis among the parts and each part is depreciated separately. Residual values, useful lives and the depreciation method are reviewed, and adjusted if appropriate, at least at each financial year end.

如其他物業、廠房及設備之組成項目有不同的可使用年期，各項目應按合理的基礎上分配該項目的成本及每項分開計算其折舊。剩餘價值、可使用年期及折舊方法需最少於每個財政年度末進行複核及，如有需要，進行調整。

Other property, plant and equipment including any significant part initially recognised is derecognised upon disposal or when no future economic benefits are expected from its use or disposal. Any gain or loss on disposal or retirement recognised in profit or loss in the period the asset is derecognised is the difference between the net sales proceeds and the carrying amount of the relevant asset.

其他物業、廠房及設備及經初步確認之任何重大部份應當於出售或通過使用及出售均預期不能產生經濟利益時終止確認。資產在終止確認的期間，任何經出售或退役的收益或虧損於損益內確認，而其金額為該有關資產的淨出售收入與賬面值之差額。

*Construction in progress**在建工程*

Construction in progress represents the silos, factories and warehouses under construction. Construction in progress is stated at cost less any accumulated impairment losses, and is not depreciated. Cost comprises the direct costs of construction and capitalised borrowing costs on related borrowed funds during the period of construction. Construction in progress is reclassified to the appropriate category of property, plant and equipment when completed and ready for use.

在建工程指尚在興建中的筒倉、工廠及倉庫。在建工程按成本減去任何累計減值虧損入賬，並不計提折舊。成本包括直接建造成本及於工程建造期間被資本化的相關借款的借貸成本。當在建工程完成及已能投入使用时，在建工程會被重新分類至物業、廠房及設備中的合適分類。

Notes to Financial Statements

財務報表附註

Year ended 31 December 2016 截至二零一六年十二月三十一日止年度

2.4 SUMMARY OF SIGNIFICANT ACCOUNTING POLICIES (continued)**(h) Investment properties**

Investment properties are interests in land and buildings (including the leasehold interest under an operating lease for a property which would otherwise meet the definition of an investment property) held to earn rental income and/or for capital appreciation, rather than for use in the production or supply of goods or services or for administrative purposes. Such properties are measured initially at cost, including transaction costs. Subsequent to initial recognition, investment properties are stated at fair value, which reflects market conditions at the end of the reporting period. Gains or losses arising from changes in the fair values of investment properties are included in profit or loss in the period in which they arise.

Any gains or losses on the retirement or disposal of an investment property are recognised in profit or loss in the period of the retirement or disposal.

When a property occupied by the Group as an owner occupied property becomes an investment property, any difference between the carrying amount and the fair value of the property at the date of change in use is accounted for as follows:

- (i) any resulting decrease in the carrying amount of the property is recognised in profit or loss in the period the change in use took place.
- (ii) any resulting increase in the carrying amount is credited to profit or loss, to the extent the increase reverses a previous impairment loss for that property, or restores the carrying amount of the property to an amount that would have been determined (net of any depreciation) had no impairment loss been recognised for the property in prior years; and any remaining part of the increase in the carrying amount is credited directly to equity in the property revaluation reserve. On subsequent disposal of the property, the relevant portion of the property revaluation reserve realised is transferred to retained profits as a movement in reserves.

2.4 主要會計政策概要(續)**(h) 投資物業**

投資物業乃土地及樓宇之權益(包括本應符合投資物業定義,於物業經營租賃中的租賃權益)用以賺取租賃收入及/或資本增值而非用作生產或提供貨物或服務或作行政用途。該等物業先以成本(包括交易成本)計量。隨初次確認後,投資物業於報告期末會以公允值入賬以反映市場狀況。投資物業公允值變更所帶來之收益或損失於產生期間計入損益內。

退役或出售投資物業之任何收益或虧損於退役或出售之期間於損益內確認。

當物業被集團佔用而被視為自用物業轉變為投資物業時,往後若物業的賬面值與更改用途日時的公允值有任何差異將入賬如下:

- (i) 任何因轉變而導致該物業之賬面值減少,需於更改用途之期內於損益確認。
- (ii) 任何導致該物業之賬面值增加需計入損益,惟以該物業回撥先前已減值虧損或回復該物業的賬面值至先前認為無減值虧損之賬面值為限(扣除任何折舊);及任何剩餘部分之賬面值增加直接計入權益中的物業重估儲備。其後出售物業時,有關物業的變現物業重估儲備將轉入未分配利潤作為儲備之變動。

Notes to Financial Statements

財務報表附註

Year ended 31 December 2016 截至二零一六年十二月三十一日止年度

2.4 SUMMARY OF SIGNIFICANT ACCOUNTING POLICIES (continued)**2.4 主要會計政策概要(續)****(i) Intangible assets**

Intangible assets represent customer relationship of the Group and are stated in the consolidated statement of financial position at cost less accumulated amortisation (where the estimated useful life is finite) and impairment losses. Intangible assets with finite useful lives are amortised on a straight-line basis over the assets' estimated useful lives, from the date they are available for use. The estimated useful lives used for this purpose are 14–15 years. Both the period and method of amortisation are reviewed annually.

(j) Operating leases

Leases where substantially all the rewards and risks of ownership of assets remain with the lessor are accounted for as operating leases. Where the Group is the lessor, assets leased by the Group under operating leases are included in non-current assets, and rentals receivable under the operating leases are credited to profit or loss on the straight-line basis over the lease terms. Where the Group is the lessee, rentals payable under operating leases, net of any incentives received from the lessor, are charged to profit or loss on the straight-line basis over the lease terms.

Land lease prepayments represent costs of land use rights paid to governmental authorities in mainland China and Vietnam. Land lease payments under operating leases are initially stated at cost and subsequently amortised on the straight-line basis over the lease terms.

(k) Biological assets

Biological assets include swine, poultry and aquatic livestock and are measured at their fair value less costs of disposal, except where the fair value cannot be measured reliably or when the costs are not materially different from the fair value due to short production cycle, in those cases they are stated at cost less any accumulated impairment losses and where appropriate, less any accumulated depreciation.

(i) 無形資產

無形資產乃本集團之客戶關係，按成本減累計攤銷(如估計可使用年期屬有限)及減值虧損於綜合財務狀況表內列賬。可使用年期有限的無形資產按該等資產之估計可使用年期從可使用日期開始以直線法攤銷。上述攤銷所使用之估計可使用年期為14–15年。攤銷年期及方式均於每年作複核。

(j) 經營租賃

租賃是出租人保留絕大部份隨擁有資產而得的風險及回報，此為經營租賃。倘若本集團是出租人，被本集團按經營租賃出租的資產需包括在非流動資產內，而根據經營租賃應收的租金應按租賃期限以直線法計入損益。倘若本集團為承租人，根據經營租賃應付的租金於扣除自出租人收取之任何獎勵後按租賃期限以直線法於損益中扣除。

預付土地租賃費乃付予中國及越南之政府機關的土地使用權支出。經營租賃項下之土地租賃費最初以成本列賬並隨後按使用權之租賃期限以直線法攤銷。

(k) 生物資產

生物資產包括豬隻、家禽及水產並按公允值減預計處置成本計量，惟公允值未能可靠計量時或由於生產期短使其成本減任何累計減值虧損與其公允值無重大差別時除外，在此情況下則按成本減任何累計減值虧損，及當適用時減任何累計折舊列賬。

Notes to Financial Statements

財務報表附註

Year ended 31 December 2016 截至二零一六年十二月三十一日止年度

2.4 SUMMARY OF SIGNIFICANT ACCOUNTING POLICIES (continued)**(k) Biological assets (continued)**

Gains or losses arising from initial recognition of biological assets at fair value less costs of disposal and from a change in fair value less costs of disposal of biological assets are included in profit or loss in the period in which it arises.

The cost of biological assets comprises its purchase price and any costs attributable in raising the biological assets.

For biological assets stated at cost less accumulated depreciation and any accumulated impairment losses, the depreciation is calculated on the straight-line method to write off the cost of these biological assets over their estimated productive period of 12 months to 36 months. The expected productive period of these biological assets is reviewed regularly, and adjusted when appropriate. The carrying values of these biological assets are reviewed for impairment when events or changes in the circumstances indicate that the carrying values may not be fully recoverable.

(l) Impairment of non-financial assets

Where an indication of impairment exists, or when annual impairment testing for an asset is required (other than financial assets, investment properties, biological assets stated at fair value less costs of disposal and deferred tax assets), the asset's recoverable amount is estimated. An asset's recoverable amount is the higher of the asset's or cash-generating unit's value in use and its fair value less costs of disposal, and is determined for an individual asset, unless the asset does not generate cash inflows that are largely independent of those from other assets or groups of assets, in which case the recoverable amount is determined for the cash generating unit to which the asset belongs.

2.4 主要會計政策概要(續)**(k) 生物資產(續)**

初次確認時按公允值減處置成本列賬的生物資產及生物資產公允值減處置成本變動時所產生的收益或虧損計入產生期間的損益內。

生物資產的成本包括其購入價及飼養生物資產產生的任何成本。

對於按成本減累計折舊及任何累計減值虧損列賬的生物資產，折舊乃按生物資產的預期可生育期由12個月至36個月以直線法撇銷其成本計算。該等生物資產的預期生育年期將定期複核，及當有需要時進行調整。該等生物資產的賬面值如遇情況改變而導致賬面值可能未能全面收回，將會進行減值複核。

(l) 非金融資產減值

當有減值跡象出現或須進行年度減值測試時(金融資產、投資物業、按公允值減預計處置成本的生物資產及遞延稅項資產除外)，便需評估資產的可收回金額。資產之可收回金額為資產或現金來源單位之使用價值及公允值減處置成本兩者中之較高金額，及按個別資產釐定，除非該項資產不能產生獨立於其他單項或多項資產的現金流，在此情況下，可收回金額按資產所屬之現金來源單位釐定。

Notes to Financial Statements

財務報表附註

Year ended 31 December 2016 截至二零一六年十二月三十一日止年度

2.4 SUMMARY OF SIGNIFICANT ACCOUNTING POLICIES (continued)**2.4 主要會計政策概要 (續)****(l) Impairment of non-financial assets (continued)**

An impairment loss is recognised only if the carrying amount of an asset exceeds its recoverable amount. In assessing value in use, the estimated future cash flows are discounted to their present value using a pre-tax discount rate that reflects current market assessments of the time value of money and the risks specific to the asset. An impairment loss is charged to profit or loss in the period in which it arises, unless the asset is carried at a revalued amount, in which case the impairment loss is accounted for in accordance with the relevant accounting policy for that revalued asset.

An assessment is made at the end of each reporting period as to whether there is an indication that previously recognised impairment losses may no longer exist or may have decreased. If such an indication exists, the recoverable amount is estimated. A previously recognised impairment loss of an asset other than goodwill is reversed only if there has been a change in the estimates used to determine the recoverable amount of that asset, but not to an amount higher than the carrying amount that would have been determined (net of any depreciation/amortisation) had no impairment loss been recognised for the asset in prior years. A reversal of such an impairment loss is credited to profit or loss in the period in which it arises, unless the asset is carried at a revalued amount, in which case the reversal of the impairment loss is accounted for in accordance with the relevant accounting policy for that revalued asset.

(l) 非金融資產減值 (續)

當資產之賬面值超過其可收回金額便需確認減值虧損。當評估使用價值時，估計未來現金流量將以稅前貼現率折現至現值以反映現時市場評估現金的時間值及資產之特定風險。減值虧損於發生當期的損益內扣除，惟若該項資產以重估值計算，則減值虧損將根據重估資產之相關會計政策入賬。

於每個報告期末均需對先前已確認之減值虧損是否可能不再存在或需減少而作出評估。如出現這種跡象，需對可收回金額作出評估。回撥以往已確認之非商譽之資產減值虧損只可以因為用以釐定資產可收回金額之估計有所變動，但回撥後之金額不可高於假設在過往年度並無就該資產確認減值虧損而釐定的賬面值(扣除任何折舊／攤銷)。回撥之減值虧損將於發生當期計入損益內。除非該資產以重估值計算，在此情況下，則回撥之減值虧損將根據重估資產之相關會計政策入賬。

Notes to Financial Statements

財務報表附註

Year ended 31 December 2016 截至二零一六年十二月三十一日止年度

2.4 SUMMARY OF SIGNIFICANT ACCOUNTING POLICIES (continued)**(m) Investments and other financial assets***Initial recognition and measurement*

Financial assets within the scope of IAS 39, other than derivatives, are classified as loans and receivables and available-for-sale investments, as appropriate. The Group determines the classification of its financial assets at initial recognition. When financial assets are recognised initially, they are measured at fair value plus transaction cost.

All regular way purchases and sales of financial assets are recognised on the trade date, that is, the date that the Group commits to purchase or sell the asset. Regular way purchases or sales are purchases or sales of financial assets that require delivery of assets within the period generally established by regulation or convention in the marketplace.

Subsequent measurement

The subsequent measurement of financial assets depends on their classification as follows:

(i) Loans and receivables

Loans and receivables are non-derivative financial assets with fixed or determinable payments that are not quoted in an active market. After initial measurement, such assets are subsequently measured at amortised cost using the effective interest rate method less any allowance for impairment. Amortised cost is calculated by taking into account any discount or premium on acquisition and includes fees or costs that are an integral part of the effective interest rate. The effective interest rate amortisation is included in “Other income, net” in profit or loss. The loss arising from impairment is recognised in “General and administrative expenses” in profit or loss.

2.4 主要會計政策概要(續)**(m) 投資及其他金融資產***首次確認及計量*

於國際會計準則第39號範圍內的金融資產需適當地分類為貸款及應收賬款及可供出售之投資，衍生工具除外。本集團在初次確認金融資產時釐定其分類。金融資產於初步確認時，乃按公允值加上交易成本入賬。

所有以常規方式購買或出售之金融資產於交易日(即於本集團承諾購買或出售資產日)確認。以常規方式購買或出售乃指須於一般市場釐定之規則或協定之期間內交割購買或出售之金融資產。

其後計量

金融資產之其後計量視乎其分類而定，分類如下：

(i) 貸款及應收賬款

貸款及應收賬款乃有固定或可釐定付款之非衍生金融資產，該等資產不會於交投活躍之市場報價。於首次計量後，該等資產其後採用有效利率法按已攤銷成本扣除任何減值撥備計算。攤銷成本包括於收購時所產生的折讓或溢價，也包括在有效利率中不可分割的費用或成本。有效利率攤銷列入損益中之「其他收入淨額」。減值所產生之虧損於損益中「行政及管理費用」中確認。

Notes to Financial Statements

財務報表附註

Year ended 31 December 2016 截至二零一六年十二月三十一日止年度

2.4 SUMMARY OF SIGNIFICANT ACCOUNTING POLICIES (continued)**2.4 主要會計政策概要 (續)****(m) Investments and other financial assets (continued)****(m) 投資及其他金融資產 (續)***Subsequent measurement (continued)**其後計量 (續)***(ii) Available-for-sale investments****(ii) 可供出售之投資**

Available-for-sale investments are non-derivative financial assets in unlisted equity investments. Equity investments classified as available for sale are those which are neither classified as held for trading nor designated at fair value through profit or loss.

可供出售之投資乃非上市權益投資中之非衍生金融資產。列為可供出售之權益投資乃既無被列為持作買賣亦無被指定為透過公允值計入損益處理者。

After initial recognition, available-for-sale investments are subsequently measured at fair value, with unrealised gains or losses recognised as other comprehensive income in the available-for-sale investment revaluation reserve until the investment is derecognised, at which time the cumulative gain or loss is recognised in profit or loss in other income, or until the investment is determined to be impaired, when the cumulative gain or loss is reclassified from the available-for-sale investment revaluation reserve to profit or loss.

自初始確認後，可供出售之投資其後以公允值計量，其未變現收益或虧損透過可供出售投資估值儲備確認為其他全面收益，直至該投資被終止確認為止，屆時累計收益或虧損於損益中之其他收入確認，或直至該投資被確認為需作減值，屆時累計收益或虧損自可供出售投資估值儲備中轉出至損益中確認。

When the fair value of unlisted equity investments cannot be reliably measured because (a) the variability in the range of reasonable fair value estimates is significant for that investment or (b) the probabilities of the various estimates within the range cannot be reasonably assessed and used in estimating fair value, such investments are stated at cost less any impairment losses.

當非上市權益投資之公允值不能可靠地計量因 (a) 該投資的估計合理公允值存在重大變數，或 (b) 在一定範圍內各種估計的可能性不能合理地評估及用於估算公允值，則該等投資須以成本扣除任何減值虧損列賬。

Notes to Financial Statements

財務報表附註

Year ended 31 December 2016 截至二零一六年十二月三十一日止年度

2.4 SUMMARY OF SIGNIFICANT ACCOUNTING POLICIES (continued)**(m) Investments and other financial assets (continued)***Impairment*

The Group assesses at the end of each reporting period whether there is objective evidence that a financial asset or a group of financial assets is impaired. A financial asset or a group of financial assets is deemed to be impaired if, and only if, there is objective evidence of impairment as a result of one or more events that occurred after the initial recognition of the asset (an incurred “loss event”) and that loss event has an impact on the estimated future cash flows of the financial asset or the group of financial assets that can be reliably estimated. Evidence of impairment may include indications that a debtor or a group of debtors is experiencing significant financial difficulty, default or delinquency in interest or principal payments, the probability that they will enter bankruptcy or other financial reorganisation and observable data indicating that there is a measurable decrease in the estimated future cash flows, such as changes in arrears or economic conditions that correlate with defaults.

(i) Financial assets carried at amortised cost

For financial assets carried at amortised cost, the Group first assesses individually whether objective evidence of impairment exists for financial assets that are individually significant, or collectively for financial assets that are not individually significant. If the Group determines that no objective evidence of impairment exists for an individually assessed financial asset, whether significant or not, it includes the asset in a group of financial assets with similar credit risk characteristics and collectively assesses them for impairment. Assets that are individually assessed for impairment and for which an impairment loss is, or continues to be, recognised are not included in a collective assessment of impairment.

2.4 主要會計政策概要(續)**(m) 投資及其他金融資產(續)***減值*

本集團於每個報告期完結時評估是否有任何客觀證據證明一項或一組金融資產已減值。一項或一組金融資產於初次確認資產後發生一項或多項事項(已發生「虧損事項」)導致出現客觀證據顯示減值,及該虧損事項對一項或一組金融資產估計之未來現金流的影響能可靠地估計時,方會被視為將予減值。減值證據可包括有跡象顯示債務人或一組債務人經歷重大財務困難、拖欠或逾期繳付利息或本金,債務人可能破產或進行其他財務重組,以及可見資料顯示估計未來現金流可予計量地減少,例如逾期債務或與違約有關之經濟情況出現變動。

(i) 以攤銷成本列賬之金融資產

就以攤銷成本列賬之金融資產,本集團首先分別評估個別重大資產,或是全部資產(非個別重大)是否存在減值的客觀證據。如果本集團確定個別評估金融資產不存在減值客觀證據(不論屬重大與否),彼將該項資產列入一組信貸風險特徵相似之金融資產內,並共同評估減值。個別評估減值及被確認或持續確認減值虧損之資產不予共同評估減值。

Notes to Financial Statements

財務報表附註

Year ended 31 December 2016 截至二零一六年十二月三十一日止年度

2.4 SUMMARY OF SIGNIFICANT ACCOUNTING POLICIES (continued)**2.4 主要會計政策概要 (續)****(m) Investments and other financial assets (continued)****(m) 投資及其他金融資產 (續)***Impairment (continued)**減值 (續)***(i) Financial assets carried at amortised cost (continued)****(i) 以攤銷成本列賬之金融資產 (續)**

If there is objective evidence that an impairment loss has been incurred, the amount of the loss is measured as the difference between the asset's carrying amount and the present value of estimated future cash flows (excluding future credit losses that have not yet been incurred). The present value of the estimated future cash flows is discounted at the financial asset's original effective interest rate (i.e., the effective interest rate computed at initial recognition). If a loan has a variable interest rate, the discount rate for measuring any impairment loss is the current effective interest rate.

如有客觀證據顯示資產已出現減值損失，損失金額將以資產的賬面值與估計未來的現金流量(不包括未發生的未來信貸損失)以金融資產之原始有效利率(即在初始確認時計算的有效利率)折現的現值之差額計量。如果借貸以可變利率計息，計算任何減值虧損之折現率則將為當期有效利率。

The carrying amount of the asset is reduced either directly or through the use of an allowance account and the loss is recognised in profit or loss. Interest income continues to be accrued on the reduced carrying amount using the rate of interest used to discount the future cash flows for the purpose of measuring the impairment loss. Loans and receivables together with any associated allowance are written off when there is no realistic prospect of future recovery.

有關資產的賬面值可直接沖減或通過使用備抵賬來抵減，虧損金額於損益中確認。利息收入持續根據削減的賬面值及使用以計算減值虧損的利率折現未來的現金流預提。倘實際上並無可能於日後收回款項，則貸款及應收款項和任何相關備抵賬金額將予撇銷。

If, in a subsequent year, the amount of the estimated impairment loss increases or decreases because of an event occurring after the impairment was recognised, the previously recognised impairment loss is increased or reduced by adjusting the allowance account. If a write-off is later recovered, the recovery is credited to "General and administrative expenses" in profit or loss.

如於往後年度，估計減值虧損的金額因為減值確認後發生之事項而增加或減少，則先前確認減值虧損的增加或減少可透過備抵賬來調整。如於撇銷後收回，收回款項將計入損益中之「行政及管理費用」。

Notes to Financial Statements

財務報表附註

Year ended 31 December 2016 截至二零一六年十二月三十一日止年度

2.4 SUMMARY OF SIGNIFICANT ACCOUNTING POLICIES (continued)**(m) Investments and other financial assets (continued)***Impairment (continued)*

(ii) Available-for-sale investments carried at cost

If there is objective evidence that an impairment loss has been incurred on an unquoted equity instrument that is not carried at fair value because its fair value cannot be reliably measured, the amount of the loss is measured as the difference between the asset's carrying amount and the present value of estimated future cash flows discounted at the current market rate of return for a similar financial asset. Impairment losses on these assets are not reversed.

(iii) Available-for-sale investments carried at fair value

For available-for-sale investments carried at fair value, the Group assesses at the end of each reporting period whether there is objective evidence that an investment or a group of investments is impaired.

If an available-for-sale investment is impaired, an amount comprising the difference between its cost (net of any principal payment and amortisation) and its current fair value, less any impairment loss previously recognised in profit or loss, is removed from the available-for-sale investment revaluation reserve and recognised in profit or loss.

2.4 主要會計政策概要(續)**(m) 投資及其他金融資產(續)***減值(續)*

(ii) 以成本列賬之可供出售之投資

倘有客觀證據證明減值虧損已發生於一項因未能可靠計量其公允值而不按公允值列示的非上市股權工具時，其損失額將按資產賬面值及估算未來現金流的貼現值(按類似金融資產目前市場回報率計算折現)的差額計算。該等資產的減值不得予以回撥。

(iii) 以公允值列賬之可供出售之投資

就以公允值列賬之可供出售之投資而言，本集團於各報告期末評估是否有客觀證據證明一項或一組投資已發生減值。

如可供出售之投資已出現減值，其成本(扣除任何所付本金及攤銷)及現有公允值之差額，扣除以往於損益確認之減值虧損後，將由可供出售投資重估儲備轉出，並於損益中確認。

Notes to Financial Statements

財務報表附註

Year ended 31 December 2016 截至二零一六年十二月三十一日止年度

2.4 SUMMARY OF SIGNIFICANT ACCOUNTING POLICIES (continued)**2.4 主要會計政策概要 (續)****(m) Investments and other financial assets (continued)****(m) 投資及其他金融資產 (續)***Impairment (continued)**減值 (續)*

- (iii) Available-for-sale investments carried at fair value (continued)

- (iii) 以公允價值列賬之可供出售之投資 (續)

In the case of equity investments classified as available-for-sale, objective evidence would include a significant or prolonged decline in the fair value of an investment below its cost. The determination of what is “significant” or “prolonged” requires judgement. “Significant” is evaluated against the original cost of the investment and “prolonged” against the period in which the fair value has been below its original cost. Where there is evidence of impairment, the cumulative loss – measured as the difference between the acquisition cost and the current fair value, less any impairment loss on that investment previously recognised in profit or loss – is removed from the available-for-sale investment revaluation reserve and recognised in profit or loss. Impairment losses on equity instruments classified as available for sale are not reversed through profit or loss. Increases in their fair value after impairment are recognised directly in the available-for-sale investment revaluation reserve.

若權益投資被列為可供出售，客觀證據可包括投資之公允價值較其成本顯著或持續下降。「顯著」及「持續」的定義需要判斷。「顯著」乃與投資之原成本相比，而「持續」則以公允價值低於原成本之期間評價。當有減值之證據時，累計損失（按收購價及現有公允價值之差額扣除此投資先前於損益確認之減值虧損計算）將由可供出售投資重估儲備轉出，並於損益中確認。被歸類為可供出售之權益工具之減值虧損不可由損益中回撥。減值後增加之公允價值將直接於可供出售投資重估儲備中確認。

*Derecognition**終止確認*

A financial asset (or, where applicable, a part of a financial asset or part of a group of similar financial assets) is derecognised when:

在下列情況下，金融資產（或如適用，則為金融資產的一部份或一組同類金融資產中的一部份）會被終止確認：

- (i) the rights to receive cash flows from the asset have expired; or

- (i) 從資產收取現金流之權利屆滿；或

Notes to Financial Statements

財務報表附註

Year ended 31 December 2016 截至二零一六年十二月三十一日止年度

2.4 SUMMARY OF SIGNIFICANT ACCOUNTING POLICIES (continued)**(m) Investments and other financial assets (continued)***Derecognition (continued)*

- (ii) the Group has transferred its rights to receive cash flows from the asset or has assumed an obligation to pay the received cash flows in full without material delay to a third party under a “pass-through” arrangement; and either (a) the Group has transferred substantially all the risks and rewards of the asset, or (b) the Group has neither transferred nor retained substantially all the risks and rewards of the asset, but has transferred control of the asset.

When the Group has transferred its rights to receive cash flows from an asset or has entered into a pass-through arrangement, it evaluates if and to what extent it has retained the risk and rewards of ownership of the assets. When it has neither transferred nor retained substantially all the risks and rewards of the asset nor transferred control of the asset, the asset is recognised to the extent of the Group’s continuing involvement in the asset. In that case, the Group also recognises an associated liability. The transferred asset and the associated liability are measured on a basis that reflects the rights and obligations that the Group has retained.

Continuing involvement that takes the form of a guarantee over the transferred asset is measured at the lower of the original carrying amount of the asset and the maximum amount of consideration that the Group could be required to repay.

2.4 主要會計政策概要 (續)**(m) 投資及其他金融資產 (續)***終止確認 (續)*

- (ii) 本集團已轉讓從資產收取現金之權利或已承擔履行「轉付」安排下之責任支付整筆收到的現金流(不可延誤)給第三者；及 (a) 本集團已轉讓資產之絕大部份風險及回報，或 (b) 本集團既無轉讓亦無保留資產之絕大部份風險及回報，但已轉讓該資產之控制權。

當本集團已轉讓從資產收取現金流之權利或已訂立轉付安排，本集團評估是否已保留該資產的風險及回報的擁有權或其保留的程度，當本集團既無轉讓亦無保留資產之絕大部份風險及回報，亦無轉讓資產之控制權，該資產乃按本集團之持續參與程度予以確認。在此情況下，本集團亦確認一項關聯負債。所轉讓資產及其關聯負債乃按本集團保留之權利及責任為基準予以計量。

以擔保方式就所轉讓資產作持續參與，乃以資產原賬面值及本集團需償還代價最高金額兩者中之較低者計量。

Notes to Financial Statements

財務報表附註

Year ended 31 December 2016 截至二零一六年十二月三十一日止年度

2.4 SUMMARY OF SIGNIFICANT ACCOUNTING POLICIES (continued)**2.4 主要會計政策概要(續)****(n) Financial liabilities****(n) 金融負債***Initial recognition and measurement**初次確認及計量*

Financial liabilities within the scope of IAS 39, other than derivatives, are classified as loans and borrowings. The Group determines the classification of its financial liabilities at initial recognition. All financial liabilities are recognised initially at fair value and net of directly attributable transaction costs.

符合國際會計準則第39號的範圍內的金融負債分類為貸款及借款，衍生工具除外。本集團於初次確認時決定金融負債之分類。所有金融負債最初按公允值扣除直接應佔交易成本確認入賬。

*Subsequent measurement**其後計量*

After initial recognition, loans and borrowings are subsequently measured at amortised cost, using the effective interest rate method unless the effect of discounting would be immaterial, in which case they are stated at cost. Gains and losses are recognised in profit or loss when the liabilities are derecognised as well as through the effective interest rate amortisation process.

初次確認後，貸款及借款其後利用有效利率法以攤銷成本計量，如果折現影響不大，將以成本計量。於通過有效利率法攤銷過程中及被終止確認時，收益及虧損將會於損益中確認。

Amortised cost is calculated by taking into account any discount or premium on acquisition and fees or costs that are an integral part of the effective interest rate. The effective interest rate amortisation is included in "Finance costs" in profit or loss.

計算攤銷成本時，乃計入買入時之任何折扣或溢價以及屬有效利率不可缺少部份的費用或成本計算。有效利率攤銷額包括在損益中之「財務成本」。

*Derecognition**終止確認*

A financial liability is derecognised when the obligation under the liability is discharged or cancelled, or expires.

當金融負債之責任已履行、取消或屆滿時，金融負債會被終止確認。

When an existing financial liability is replaced by another from the same lender on substantially different terms, or the terms of an existing liability are substantially modified, such an exchange or modification is treated as a derecognition of the original liability and a recognition of a new liability, and the difference between the respective carrying amounts is recognised in profit or loss.

當現存金融負債被另一項由同一貸款人借出，而條款有重大不同之金融負債所取代，或當現時的負債之條款被重大修訂時，該取代或修訂被視為對原有負債之終止確認及確認一項新負債，而相關之賬面值差額將於損益中確認。

Notes to Financial Statements

財務報表附註

Year ended 31 December 2016 截至二零一六年十二月三十一日止年度

2.4 SUMMARY OF SIGNIFICANT ACCOUNTING POLICIES (continued)**(o) Financial guarantee contracts**

Financial guarantee contracts issued by the Group are those contracts that require a payment to be made to reimburse the holder for a loss it incurs because the specified debtor fails to make a payment when due in accordance with the terms of a debt instrument. A financial guarantee contract is recognised initially as deferred income at its fair value, and is amortised in profit or loss over the terms of the guarantee as income from guarantee issued. The fair value of financial guarantees issued at the time of issuance is determined by reference to fees charged in an arm's length transaction for similar services, when such information is obtainable.

Where consideration is received or receivable for the issuance of the guarantee, the consideration is recognised to the category of asset in accordance with the Group's policies. Where no such consideration is received or receivable, an immediate expense is recognised in profit or loss on initial recognition of any deferred income.

Provision are recognised if and when (i) it becomes probable that the holder of the guarantee will call upon the Group under the guarantee, and (ii) the amount of that claim on the Group is expected to exceed the amount currently carried in deferred income in respect of that guarantee, i.e. the amount initially recognised, less accumulated amortisation.

(p) Derivative financial instruments

Derivative financial instruments are initially recognised at fair value on the date on which a derivative contract is entered into and are subsequently remeasured at fair value. Derivatives are carried as assets when the fair value is positive and as liabilities when the fair value is negative. Any gains or losses arising from changes in fair value of derivatives are taken directly to profit or loss.

2.4 主要會計政策概要(續)**(o) 財務擔保合同**

本集團發行之財務擔保合同乃規定於特定債務人未能按照債務工具條款於到期時支付款項時須支付款項以補償持有人所蒙受之損失。財務擔保合同初次以公允值確認為遞延收入，並按擔保年期攤銷，於損益內確認為已發行擔保之收入。已發行之財務擔保合同於發行時之公允值乃根據類似服務按公平原則收取的費用確定(如能取得該等資料)。

倘在發行該擔保時已收取或可收取代價，則該代價根據本集團之政策確認為資產。倘並無收取或應收取有關代價，則於初步確認任何遞延收入時於損益內即時確認為支出。

倘及當(i)擔保持有人有可能根據本集團已作出之擔保向本集團提出索償，及(ii)對本集團提出之索償金額預期超過該擔保現時於其他應付款及預提費用內之賬面值(即初次確認之金額減累計攤銷)，則確認撥備。

(p) 衍生金融工具

衍生金融工具於初次確認時按訂立合同當日之公允值入賬，其後以公允值再計量。衍生金融工具按公允值分類，正數分類為資產，負數則分類為負債。任何公允值變動產生的溢利或虧損均計入損益。

Notes to Financial Statements

財務報表附註

Year ended 31 December 2016 截至二零一六年十二月三十一日止年度

2.4 SUMMARY OF SIGNIFICANT ACCOUNTING POLICIES (continued)**2.4 主要會計政策概要 (續)****(q) Inventories**

Inventories are stated at the lower of cost, on the weighted average basis, and net realisable value after making due allowance for any obsolete or slow-moving items. Cost comprises direct materials, direct labour and an appropriate proportion of overheads. Net realisable value is based on estimated selling prices less any estimated costs to be incurred to completion and disposal.

(r) Cash and cash equivalents

Cash and cash equivalents comprise cash on hand and demand deposits, and short term highly liquid investments that are readily convertible into known amounts of cash, are subject to an insignificant risk of changes in value, and have a short maturity of generally within three months when acquired. Bank overdrafts which are repayable on demand and form an integral part of the Group's cash management are also included as a component of cash and cash equivalents for the purpose of the consolidated statement of cash flows.

(s) Provisions

A provision is recognised when a present obligation (legal or constructive) has arisen as a result of a past event and it is probable that a future outflow of resources will be required to settle the obligation, provided that a reliable estimate can be made of the amount of the obligation.

When the effect of discounting is material, the amount recognised for a provision is the present value at the end of the reporting period of the future expenditures expected to be required to settle the obligation. The increase in the discounted present value amount arising from the passage of time is included in "Finance costs" in profit or loss.

(q) 存貨

存貨乃按成本(採用加權平均法)或經扣除廢品或流轉緩慢項目後之可變現淨值兩者中之較低者列賬。成本包括直接物料、直接勞工及適當分配之間接成本。可變現淨值乃按估計售價扣除完工及出售前任何預計成本計算。

(r) 現金及現金等價物

現金及現金等價物乃指現金、活期存款及高度流通之短期投資(可隨時套現為已知金額之現金,而其價值變更風險不重大,且到期日不遠,一般而言為購入時之三個月內)。就綜合現金流量表而言,需應要求付還並佔本集團現金管理之主要部份之銀行透支亦包括在現金及現金等價物內。

(s) 撥備

當由以往事項引至現時之責任(法定或推定)及很可能導致未來資源須予外流以清償責任,如該責任有可靠之評估金額,撥備方可被確認。

當折現的影響重大時,撥備之確認金額乃以未來預計清償責任所需支出,於報告期末以貼現值計算。隨時間過去而增加的貼現值會包括在損益中之「財務成本」內。

Notes to Financial Statements

財務報表附註

Year ended 31 December 2016 截至二零一六年十二月三十一日止年度

2.4 SUMMARY OF SIGNIFICANT ACCOUNTING POLICIES (continued)**(s) Provisions (continued)**

A contingent liability recognised in a business combination is initially measured at its fair value. Subsequently, it is measured at the higher of (i) the amount that would be recognised in accordance with the general guidance for provisions above; and (ii) the amount initially recognised less, when appropriate, cumulative amortisation recognised in accordance with the guidance for revenue recognition.

(t) Income tax

Income tax comprises current and deferred tax. Income tax relating to items recognised outside profit or loss is recognised outside profit or loss, either in other comprehensive income or directly in equity.

Current tax assets and liabilities for the current and prior periods are measured at the amount expected to be recovered from or paid to the taxation authorities, based on tax rates (and tax laws) that have been enacted or substantively enacted by the end of the reporting period, taking into consideration interpretations and practices prevailing in the countries in which the Group operates.

Deferred tax is provided, using the liability method, on all temporary differences at the end of the reporting period between the tax bases of assets and liabilities and their carrying amounts for financial reporting purposes.

Deferred tax liabilities are recognised for all taxable temporary differences, except:

- (i) when the deferred tax liability arises from the initial recognition of an asset or liability in a transaction that is not a business combination and, at the time of the transaction, affects neither the accounting profit nor taxable profit or loss; and

2.4 主要會計政策概要(續)**(s) 撥備(續)**

業務合併之或有負債初次以其公允值確認。其後以下兩者之較高者計量：(i) 根據上述撥備之一般原則所確認之金額；及 (ii) 以確認金額減依據收入確認原則確認之累計攤銷(如適用)。

(t) 所得稅

所得稅包括當期及遞延稅項。於損益以外入賬的項目相關之所得稅亦於損益以外(於其他全面收益或直接於權益)確認入賬。

當期稅項資產與負債於現在及先前時期以預期可收回或支付予稅務部門之金額計量，經考慮本集團經營的國家之主要詮釋及慣例，按於報告期末已頒佈或實質上已頒佈的稅率(及稅法)計算。

遞延稅項乃根據資產及負債的稅基及其就財務報告目的準備之賬面值於報告期末之所有暫時性差額以負債法撥備。

除下列各項外，所有應課稅之暫時性差額確認為遞延稅務負債內：

- (i) 於業務合併以外交易初次確認之資產及負債所產生的遞延稅項負債，並於交易時不影響會計溢利及應課稅損益；及

Notes to Financial Statements

財務報表附註

Year ended 31 December 2016 截至二零一六年十二月三十一日止年度

2.4 SUMMARY OF SIGNIFICANT ACCOUNTING POLICIES (continued)**2.4 主要會計政策概要 (續)****(t) Income tax (continued)**

- (ii) in respect of taxable temporary differences associated with investments in subsidiaries, associates and joint ventures, when the timing of the reversal of the temporary differences can be controlled and it is probable that the temporary differences will not reverse in the foreseeable future.

Deferred tax assets are recognised, to the extent that it is probable that taxable profit will be available against which the deductible temporary differences, the carry forward of unused tax credits and unused tax losses can be utilised, except:

- (i) when the deferred tax asset relating to the deductible temporary differences arises from the initial recognition of an asset or liability in a transaction that is not a business combination and, at the time of the transaction, affects neither the accounting profit nor taxable profit or loss; and
- (ii) in respect of deductible temporary differences associated with investments in subsidiaries, associates and joint ventures, deferred tax assets are only recognised to the extent that it is probable that the temporary differences will reverse in the foreseeable future and taxable profit will be available against which the temporary differences can be utilised.

The carrying amount of deferred tax assets is reviewed at the end of each reporting period and reduced to the extent that it is no longer probable that sufficient taxable profit will be available to allow all or part of the deferred tax asset to be utilised. Unrecognised deferred tax assets are reassessed at the end of each reporting period and are recognised to the extent that it has become probable that sufficient taxable profit will be available to allow all or part of the deferred tax asset to be recovered.

(t) 所得稅 (續)

- (ii) 於附屬公司、聯營公司及合營企業之投資有關的應課稅暫時性差額，其回撥時間可受控制，且暫時性差額可能在可見的將來不作回撥。

除下列各項外，所有可扣減的暫時性差額、前期未動用之稅項資產及任何稅項虧損將確認作遞延稅項資產，並以可能產生之應課稅溢利作抵扣為限：

- (i) 於業務合併以外交易初次確認之資產及負債所產生的遞延稅項資產有關可扣減暫時性差額，並於交易時不影響會計溢利及應課稅溢利或虧損；及
- (ii) 於附屬公司、聯營公司及合營企業之投資有關的可扣減暫時性差額，遞延稅項資產只確認至未來可能之應課稅溢利可用作抵扣的暫時性差額，而使該暫時性差額可於可見將來回撥。

在每個報告期末遞延稅項資產之賬面值將進行複核，並予以扣除不再可能獲得足夠的應課稅溢利而可使用的全部或部分遞延稅項資產。在每個報告期末之未確認遞延稅項資產需重新評估及確認至很有可能將有足夠的應課稅溢利以允許全部或部分遞延稅項資產被收回為限。

Notes to Financial Statements

財務報表附註

Year ended 31 December 2016 截至二零一六年十二月三十一日止年度

2.4 SUMMARY OF SIGNIFICANT ACCOUNTING POLICIES (continued)**(t) Income tax (continued)**

Deferred tax assets and liabilities are measured at the tax rates that are expected to apply to the period when the asset is realised or the liability is settled, based on tax rates (and tax laws) that have been enacted or substantively enacted by the end of the reporting period.

Deferred tax assets and liabilities are offset if a legally enforceable right exists to set off current tax assets against current tax liabilities and the deferred taxes relate to the same taxable entity and the same taxation authority.

(u) Government grants

Government grants are recognised at their fair value where there is reasonable assurance that the grant will be received and all attaching conditions will be complied with. When the grant relates to an expense item, it is recognised as income on a systematic basis over the period that the costs, which it is intended to compensate, are expensed.

Where the grant relates to an asset, the fair value is credited to a deferred income account and is released to profit or loss over the expected useful life of the relevant asset by equal annual instalments.

(v) Revenue recognition

Revenue is recognised when it is probable that the economic benefits will flow to the Group and when the revenue can be measured reliably, on the following bases:

- (i) from the sale of goods, when the significant risks and rewards of ownership have been transferred to the buyer, provided that the Group maintains neither managerial involvement to the degree usually associated with ownership, nor effective control over the goods sold;

2.4 主要會計政策概要(續)**(t) 所得稅(續)**

遞延稅項資產及負債乃按預期於資產變現或負債償還時期之稅率，並按報告期末時已頒佈或實質上已頒佈的稅率(及稅法)計量。

遞延稅項資產及負債可於當期稅項資產及當期稅項負債根據合法而可實施之對沖權利出現時及於遞延稅項與同一應課稅實體及稅務機關有關時方可互相抵銷。

(u) 政府補助

如能就收取政府補助及將可符合該補助所有附帶條件作出合理保證，該補助之公允值則予以確認。若補助關於某一開支項目，則應在有關期間(即能夠使該補助有系統地與被補償費用相匹配的期間)確認為收入。

若補助關於某一項資產，則將其公允值計入遞延收益賬，並於有關資產的預計可使用年內，每年等額分期撥入損益。

(v) 收入確認

當經濟利益很可能會流入本集團及當收入能夠可靠地計量時，按下列基準，將可確認為收入：

- (i) 於貨品出售時，擁有權之重大風險和回報已轉移予買方(本集團並未有維持與擁有有關的管理，亦無對所出售之貨物擁有有效控制權)；

Notes to Financial Statements

財務報表附註

Year ended 31 December 2016 截至二零一六年十二月三十一日止年度

2.4 SUMMARY OF SIGNIFICANT ACCOUNTING POLICIES (continued)**2.4 主要會計政策概要 (續)****(v) Revenue recognition (continued)**

- (ii) rental income, on a time proportion basis over the lease terms;
- (iii) interest income, on an accrual basis using the effective interest method by applying the rate that discounts the estimated future cash receipts over the expected life of the financial instrument to the net carrying amount of the financial asset; and
- (iv) dividend income, when the equity holders' right to receive payment has been established.

(w) Share-based payments

The Company operates a share option scheme for the purpose of providing incentives and rewards to eligible participants who contribute to the success of the Group's operations. Employees (including directors) of the Group receive remuneration in the form of share based payments, whereby employees render services as consideration for equity instruments ("equity-settled transactions").

The cost of equity-settled transactions with employees is measured by reference to the fair value at the date at which they are granted. The fair value is determined by using the Black-Scholes pricing model, further details of which are given in note 36 to the financial statements.

The cost of equity-settled transactions is recognised in employee benefit expense, together with a corresponding increase in equity, over the period in which the performance and/or service conditions are fulfilled. The cumulative expense recognised for equity-settled transactions at the end of each reporting period until the vesting date reflects the extent to which the vesting period has expired and the Group's best estimate of the number of equity instruments that will ultimately vest. The charge or credit to profit or loss for a period represents the movement in the cumulative expense recognised as at the beginning and end of that period.

(v) 收入確認 (續)

- (ii) 根據租賃條款按時攤分之租賃收入；
- (iii) 利息收入，按應計基準以有效利率法用以計算，並應用金融工具預期年期內之估計未來現金收入折現至該金融資產之賬面淨值之利率；及
- (iv) 股息收入，當股東擁有權利收取款項時確認。

(w) 以股份為基礎支付方式

為了鼓勵及獎賞對本集團營運具貢獻之合資格人士，本公司採納購股權計劃。本集團之僱員（包括董事）收取以股份為基礎支付方式的酬金，而僱員以提供服務作為換取權益工具之代價（「股本結算交易」）。

與僱員進行以股本結算交易的成本乃參照授出日期的公允值而計量。公允值根據柏力克—舒爾斯期權價格模式計算，有關詳情於財務報表附註36中披露。

股本結算交易成本於績效及／或服務條件履行的年度內予以確認為員工福利支出，同時確認對應的權益增加。股本結算交易的累計開支於各報告期末確認，直至歸屬日期止，以反映歸屬期屆滿之程度，以及本集團能就最終歸屬權益工具數目作出最佳預測。於一個期間內扣除或計入損益的累計支出代表期初與期末之變動。

Notes to Financial Statements

財務報表附註

Year ended 31 December 2016 截至二零一六年十二月三十一日止年度

2.4 SUMMARY OF SIGNIFICANT ACCOUNTING POLICIES (continued)**(w) Share-based payments (continued)**

Service and non-market performance conditions are not taken into account when determining the grant date fair value of awards, but the likelihood of the conditions being met is assessed as part of the Group's best estimate of the number of equity instruments that will ultimately vest. Market performance conditions are reflected within the grant date fair value. Any other conditions attached to an award, but without an associated service requirement, are considered to be non-vesting conditions. Non-vesting conditions are reflected in the fair value of an award and lead to an immediate expensing of an award unless there are also service and/or performance conditions.

For awards that do not ultimately vest because non-market performance and/or service conditions have not been met, no expense is recognised. Where awards include a market or non-vesting condition, the transactions are treated as vesting irrespective of whether the market or non-vesting condition is satisfied, provided that all other performance and/or service conditions are satisfied.

Where the terms of an equity-settled award are modified, as a minimum an expense is recognised as if the terms had not been modified, if the original terms of the award are met. In addition, an expense is recognised for any modification that increases the total fair value of the share-based payments, or is otherwise beneficial to the employee as measured at the date of modification.

Where an equity-settled award is cancelled, it is treated as if it had vested on the date of cancellation, and any expense not yet recognised for the award is recognised immediately. This includes any award where non-vesting conditions within the control of either the Group or the employee are not met. However, if a new award is substituted for the cancelled award, and is designated as a replacement award on the date that it is granted, the cancelled and new awards are treated as if they were a modification of the original award, as described in the previous paragraph.

2.4 主要會計政策概要(續)**(w) 以股份為基礎支付方式(續)**

確定獎勵授予日的公允價值時，服務和非市場績效條件並不考慮，但達到條件的可能性會被視為本集團最終歸屬權益工具數目的其中一個最佳預測。市場績效條件於授出日期的公允價值之中反映。獎勵的任何其他附帶條件，但沒有相關的服務要求，被認為是非歸屬條件。非歸屬條件反映在獎勵的公允價值並導致獎勵即時費用化，除非同時有服務和／或績效條件。

對於因為非市場績效和／或服務條件未達到而獎勵最終不被歸屬，不會確認費用。當獎勵包括市場或非歸屬條件，不論條件是否被滿足，倘若所有其他的表現和／或服務的條件達到，該交易被將視為歸屬。

若股本結算獎勵的條款有所變更，而獎勵的原來條款已經達到，所確認的開支最少須達到猶如條款並無任何變更的水平。此外，倘若按變更日期計量，任何變更導致以股份為基礎支付方式之總公允價值有所增加，或對僱員帶來其他利益，則應就該等變更確認開支。

股本結算獎勵被取消時會被視為於取消日期歸屬，而任何有關獎勵尚未確認之支出須立刻確認。此包括未達到非歸屬條件(條件受本集團或其僱員所控制)的任何獎勵。若有新獎勵於授出當日取代被取消之獎勵，新獎勵將被視為修訂根據前段所提及取消之獎勵。

Notes to Financial Statements

財務報表附註

Year ended 31 December 2016 截至二零一六年十二月三十一日止年度

2.4 SUMMARY OF SIGNIFICANT ACCOUNTING POLICIES (continued)**2.4 主要會計政策概要 (續)****(w) Share-based payments (continued)**

The dilutive effect of outstanding options is reflected as additional share dilution in the computation of earnings per share.

(w) 以股份為基礎支付方式 (續)

現時尚未行使的購股權所構成的攤薄影響已反映於計算每股溢利時之額外股份攤薄。

(x) Other employee benefits***Retirement benefit schemes***

The Group operates a defined contribution Mandatory Provident Fund benefit scheme (the "MPF Scheme") under the Mandatory Provident Fund Schemes Ordinance, for those employees who are eligible to participate in the MPF Scheme in Hong Kong. Contributions are made based on a percentage of the employees' basic salaries and are charged to profit or loss as they become payable in accordance with the rules of the MPF Scheme. The assets of the MPF Scheme are held separately from those of the Group in an independently administered fund. The Group's employer contributions vest fully with the employees when contributed into the MPF Scheme.

(x) 其他員工福利***退休福利計劃***

根據強制性公積金計劃條例，本集團為所有合資格參與強積金計劃之香港員工，提供強制性公積金退休保障計劃（「強積金計劃」）定義性供款。按強積金計劃規定，公司需按員工薪金之百分比作供款，並於應付時在損益中入賬。強積金計劃之資產存放於獨立管理的基金中，與本集團之資產分開。當本集團作為僱主向強積金計劃供款時，該款項全數歸於僱員。

As stipulated by the regulations of the PRC government, subsidiaries of the Group in mainland China are required to make specific contributions to the state-controlled retirement plan at rates not more than 20% (the percentage to be determined by each of the government of the provinces, autonomous regions or municipalities) of the total salaries of the employees in mainland China. Certain provinces, autonomous regions or municipalities are overburdened by the pension insurance due to higher number of retired people, it is required to make specific contributions at rates higher than 20% (the percentage to be determined by each of the government of the provinces, autonomous regions or municipalities) of the total salaries of the employees upon approval of the ministry of labour and the ministry of finance. The PRC government is responsible for the pension liability to the retired employees. The employees of the subsidiaries are entitled to a monthly pension at their retirement dates. The subsidiaries have no further obligation for post-retirement benefits beyond the annual contributions.

按中國政府法規，本集團於中國大陸之附屬公司須按中國大陸員工工資之總額不超過20%（具體百分比由各省、自治區或直轄市人民政府確定）作為就國家管理退休計劃作出的指定供款。少數省、自治區或直轄市因退休人數較多，養老保險負擔過重，經勞動部及財政部審批後須按超過員工工資總額之超過20%（具體百分比由各省、自治區或直轄市人民政府確定）作出該指定供款。中國政府會為退休員工發放退休金。附屬公司員工於退休日後能按月收取退休金。除周年供款外，附屬公司對退休後之福利概無其他承擔。

Notes to Financial Statements

財務報表附註

Year ended 31 December 2016 截至二零一六年十二月三十一日止年度

2.4 SUMMARY OF SIGNIFICANT ACCOUNTING POLICIES (continued)**(x) Other employee benefits (continued)***Severance allowance*

The severance pay to employees in Vietnam is accrued at the end of each reporting period for Vietnamese employees who have more than 12 months in service up to 31 December 2008 at the rate of one-half of the average monthly salary for each year of service up to 31 December 2008 in accordance with the Labour Code, the Law on Social Insurance and related implementing guidance in Vietnam. Commencing from 1 January 2009, the average monthly salary used in this calculation is revised at the end of each reporting period using the average monthly salary of the 6-month period up to the reporting date. Any changes to the accrued amount is recognised in profit or loss.

Pursuant to Law on Social Insurance effective from 1 January 2009, a subsidiary of the Group in Vietnam and its employees are required to contribute to an unemployment insurance fund managed by the Vietnam Social Insurance Agency. The contribution to be paid by each party is calculated at 1% of the lower of an employee's basic salary and 20 times the general minimum salary level as specified by the Vietnam government from time to time. With the implementation of the unemployment insurance scheme, the Group is no longer required to provide severance allowance for the service period after 1 January 2009.

(y) Borrowing costs

Borrowing costs directly attributable to the acquisition, construction or production of qualifying assets, i.e., assets that necessarily take a substantial period of time to get ready for their intended use, are capitalised as part of the cost of those assets. The capitalisation of such borrowing costs ceases when the assets are substantially ready for their intended use. The capitalisation rate for the year is based on the actual cost of the related borrowings. All other borrowing costs are expensed in the period in which they are incurred. Borrowing costs consist of interest and other costs that an entity incurs in connection with the borrowing of funds.

2.4 主要會計政策概要(續)**(x) 其他員工福利(續)***遣散費撥備*

根據越南勞動法、社會保險法及相關實施指引，對於截至二零零八年十二月三十一日服務年期超過12個月的越南僱員，僱員遣散費按截至二零零八年十二月三十一日之各個服務年度平均月薪的二分之一於每個報告期完結時預提。自二零零九年一月一日起，用於此項計算的平均月薪於每個報告期完結時予以修訂，採用截至報告日之6個月期間之平均月薪。預提款項的任何變動於損益中確認。

根據自二零零九年一月一日生效的社會保險法，本集團的一家位於越南的附屬公司及其僱員需就越南社會保障局管理的失業保險基金作出供款。各方須按僱員基本月薪的1%及越南政府不時指定的一般最低薪金水平的20倍較低者繳付供款。隨著失業保險基金的成立，自二零零九年一月一日的服務年期本集團均不須就遣散費撥備。

(y) 借款成本

直接用於收購、建造或生產需要長時間才可以投入擬定用途的資產之借款成本會被資本化以計入資產成本一部份。當資產可作擬定用途時，該借款成本將停止被資本化。於年度內資本化比率乃按有關借款之實際成本計算。所有其他借款成本會於發生當期作費用處理。借款成本包括利息及其他由公司借款資金而產生之費用。

Notes to Financial Statements

財務報表附註

Year ended 31 December 2016 截至二零一六年十二月三十一日止年度

2.4 SUMMARY OF SIGNIFICANT ACCOUNTING POLICIES (continued)**2.4 主要會計政策概要 (續)****(z) Dividends**

Final dividends proposed by the directors are classified as a separate allocation of retained profits or contributed surplus within the equity section of the consolidated statement of financial position, until they have been approved by the shareholders in a general meeting. When these dividends have been approved by the shareholders and declared, they are recognised as a liability.

Interim dividends are simultaneously proposed and declared, because the Company's bye-laws grant the directors the authority to declare interim dividends. Consequently, interim dividends are recognised immediately as a liability when they are proposed and declared.

(aa) Foreign currencies

These financial statements are presented in United States dollar, which is the Company's functional and presentation currency. Each entity in the Group determines its own functional currency and items included in the financial statements of each entity are measured using that functional currency. Foreign currency transactions recorded by the entities in the Group are initially recorded using their respective functional currency rates prevailing at the dates of the transactions. Monetary assets and liabilities denominated in foreign currencies are translated at the functional currency rates of exchange ruling at the end of the reporting period and differences are recognised in profit or loss.

Non-monetary items that are measured in terms of historical cost in a foreign currency are translated using the exchange rates at the dates of the initial transactions. Non-monetary items measured at fair value in a foreign currency are translated using the exchange rates at the date when the fair value was determined.

(z) 股息

董事建議派發之末期股息在股東於股東周年大會上通過前乃於綜合財務狀況表權益部份內歸類為未分配利潤或實繳盈餘賬之獨立部份。當獲股東通過及宣佈後，此股息將被確認為負債。

由於公司細則授予董事們權力以宣派中期股息，故中期股息同時建議及宣派。其後，中期股息於建議及宣派後立即於負債中確認。

(aa) 外幣

此等財務報表以美元呈列，即本公司之功能及列報貨幣。本集團內每間個別公司自行決定其功能貨幣而每間個別公司之財務報表內的項目是以其功能貨幣計量。本集團內每間個別公司之外幣交易首先以功能貨幣於交易日之兌換率入賬。以外幣結算之貨幣資產及負債須按報告期末之匯率換算成功能貨幣。所有匯兌差異均須納入損益。

以外幣歷史成本計量之非貨幣項目須按初始交易日之匯率換算。按公允值計算之外幣非貨幣項目需按決定公允值當日之匯率換算。

Notes to Financial Statements

財務報表附註

Year ended 31 December 2016 截至二零一六年十二月三十一日止年度

2.4 SUMMARY OF SIGNIFICANT ACCOUNTING POLICIES (continued)**(aa) Foreign currencies (continued)**

The functional currencies of certain overseas subsidiaries, joint ventures and associates are currencies other than the United States dollar. As at the end of the reporting period, the assets and liabilities of these entities are translated into the presentation currency of the Company at the exchange rates prevailing at the end of the reporting period and their profit or loss are translated into United States dollars at the weighted average exchange rates for the year. The resulting exchange differences are recognised in other comprehensive income and accumulated in the exchange fluctuation reserve. On disposal of a foreign operation, the component of the exchange fluctuation reserve relating to that particular foreign operation is recognised in profit or loss.

Any goodwill arising on the acquisition of a foreign operation and any fair value adjustments to the carrying amounts of assets and liabilities arising on acquisition are treated as assets and liabilities of the foreign operation and translated at the closing rate.

For the purpose of the consolidated statement of cash flows, the cash flows of overseas subsidiaries are translated into United States dollars at the exchange rates ruling at the dates of the cash flows. Frequently recurring cash flows of overseas subsidiaries, which arise throughout the year are translated into United States dollars at the weighted average exchange rates for the year.

(ab) Segment reporting

Operating segments, and the amounts of each segment item reported in the financial statements, are identified from the financial information provided regularly to the Group's management for the purposes of allocating resources to, and assessing the performance of, the group's various lines of business and geographical locations.

2.4 主要會計政策概要(續)**(aa) 外幣(續)**

若干海外附屬公司、合營企業及聯營公司之功能貨幣為美元以外之貨幣。該等公司之資產及負債均按報告期末當日之匯率換算為本公司之列報貨幣，而其損益則按年度內之加權平均匯率換算成美元。所有匯兌差異確認於其他全面收益及累計在外匯波動儲備內。當出售海外業務時，在外匯波動儲備中與該海外業務相關之部份需在損益內確認。

因收購外地業務而產生的商譽及因收購資產及負債而導致需對其賬面值所作的公允值調整，均視作外地業務之資產及負債處理及以結算日匯率換算。

就綜合現金流量表而言，海外附屬公司之現金流應按現金流動日當時之匯率換算為美元。海外附屬公司於整個年度內頻繁發生之現金流按本年度之加權平均匯率換算為美元。

(ab) 分類報告

經營分類及每一個呈列在財務報表中的分類項目金額乃從財務資料中識別，並向本集團管理層有規律地提供及用作分配及評估本集團的各業務及地區之資源及表現。

Notes to Financial Statements

財務報表附註

Year ended 31 December 2016 截至二零一六年十二月三十一日止年度

2.4 SUMMARY OF SIGNIFICANT ACCOUNTING POLICIES (continued)**2.4 主要會計政策概要 (續)****(ab) Segment reporting (continued)**

Individually material operating segments are not aggregated for financial reporting purposes unless the segments have similar economic, operating and/or other characteristics. Operating segments which are not individually material may be aggregated if they share a majority of these criteria.

(ab) 分類報告 (續)

除非分類擁有相近的經濟、營運及／或其他特徵外，個別重大的經營分類在財務報告的用途下不會累計披露。如果各經營分類享有大部分以上條件，個別不重大的經營分類可累積計算。

(ac) Discontinued operations

A discontinued operation is a component of the Group's business, the operations and cash flows of which can be clearly distinguished from the rest of the Group and which represents a separate major line of business or geographic area of operations, or is part of a single co-ordinated plan to dispose of a separate major line of business or geographical area of operations, or is a subsidiary acquired exclusively with a view to resale.

(ac) 已終止經營業務

已終止經營業務乃本集團業務的一部分，其業務及現金流可與本集團的其餘業務清楚區分，及其代表一個獨立的主要營業項目或地區性業務，或一項策略計劃的一部分，以出售一項獨立的主要業務或地區性業務，或是一個全為了轉售而購入的附屬公司。

When an operation is classified as discontinued, a single amount is presented in the consolidated statement of comprehensive income, which comprises the post-tax profit or loss of the discontinued operation and the post-tax gain or loss recognised on the measurement to fair value less costs to sell, or on the disposal of the assets or disposal group(s) constituting the discontinued operation.

當一項業務被分類為已終止經營業務，其稅後溢利或虧損及就公允價值減去處置費用、或於出售時包括終止經營的資產或處置組之稅後溢利或虧損，在綜合全面收益表以單一數額呈列。

Notes to Financial Statements

財務報表附註

Year ended 31 December 2016 截至二零一六年十二月三十一日止年度

3 SIGNIFICANT ACCOUNTING JUDGEMENTS AND ESTIMATES

The preparation of the Group's financial statements requires management to make judgements, estimates and assumptions that affect the reported amounts of revenues, expenses, assets and liabilities, and their accompanying disclosures, and the disclosure of contingent liabilities. Uncertainty about these assumptions and estimates could result in outcomes that could require a material adjustment to the carrying amounts of the assets or liabilities affected in the future.

Notes 15(d), 16(b), 18(e), 27(b) and 30(b) contain information about the assumptions relating to valuation of office premises, investment properties, biological assets and derivative financial instruments. Other key sources of estimation uncertainties are as follows:

(a) Impairment of trade receivables

The policy for provision for impairment loss of the Group's trade receivables is based on the evaluation of collectability and the aging analysis of the trade receivables and on management's judgement. A considerable amount of judgement is required in assessing the ultimate realisation of these receivables, including the current creditworthiness and the past collection history of each customer. If the financial conditions of customers of the Group were to deteriorate, resulting in an impairment of their ability to make payments, additional allowances may be required.

(b) Depreciation of property, plant and equipment

The Group depreciates its property, plant and equipment on the straight-line basis over their estimated useful lives, and after taking into account of their estimated residual values, at rates ranging from 2% to 33.33% per annum, commencing from the date the property, plant and equipment are available for use. The estimated useful lives and dates that the Group places the property, plant and equipment available for use reflect the directors' estimate of the periods that the Group intends to derive future economic benefits from the use of the Group's property, plant and equipment.

3 重大會計判斷及估算

編製本集團的財務報表時，管理層須作出判斷、估計及假設，而此等將影響收入、開支、資產及負債的呈報金額及相關披露以及或然負債的披露。該等假設及估計的不明朗因素可能導致需要對未來資產或負債的賬面值作出重大調整。

有關商業樓宇、投資物業、生物資產及衍生金融工具之估值的假設載於附註15(d)、16(b)、18(e)、27(b)及30(b)。其他不確定性因素的主要來源載列如下：

(a) 應收貿易賬款之減值

本集團應收貿易賬款之減值虧損撥備之政策乃按管理層對可收款能力與應收貿易賬款賬齡分析之判斷進行評估。評估此等應收款項之最後套現可能性需重大判斷，包括每位客戶之信譽及過往還款狀況。當本集團之客戶財務狀況惡化，導致其還款能力減退，本集團可能需要作出額外撥備。

(b) 物業、廠房及設備折舊

本集團於物業、廠房及設備可供使用之日期開始，按其可使用年期及估計剩餘價值以直線法計提資產之折舊，年率由2%至33.33%不等。本集團物業、廠房及設備估計可使用年期及可供使用之日期反映董事對本集團於其物業、廠房及設備之使用而為其所帶來之未來經濟得益之預計時期。

Notes to Financial Statements

財務報表附註

Year ended 31 December 2016 截至二零一六年十二月三十一日止年度

3 SIGNIFICANT ACCOUNTING JUDGEMENTS AND ESTIMATES (continued)

(c) Impairment of property, plant and equipment

The impairment loss for property, plant and equipment is recognised for the amount by which the carrying amount exceeds its recoverable amount when events or changes in circumstance indicate the carrying amounts may not be recoverable. The recoverable amount of the assets, or, where appropriate, the cash generating unit to which they belong, is the higher of its fair value less costs of disposal and value in use. The recoverable amounts are determined based on fair value less costs of disposal which are based on the best information available to reflect the amount obtainable at the reporting date, from the disposal of the asset in an arm's length transaction between knowledgeable and willing parties, after deducting the costs of disposal. For the estimation of value in use, the Group's management estimates future cash flows from the cash-generating units and chooses a suitable discount rate in order to calculate the present value of those cash flows.

(d) Allowances for inventories

The management of the Group reviews the aging analysis of its inventories at each reporting date, and makes allowance for obsolete and slow-moving inventory items identified that are no longer suitable for use in production. Management estimates the net realisable value for such inventories based primarily on the latest invoice prices and current market conditions. The Group carries out an inventory review on a product by product basis at each reporting date and makes allowances for obsolete items.

3 重大會計判斷及估算(續)

(c) 物業、廠房及設備減值

倘有事項或狀況改變顯示物業、廠房及設備之賬面值可能不能收回，其賬面值高於可收回金額便須確認減值虧損。資產的可收回金額為資產或現金產生單位使用價值與其公允價值減處置成本兩者中的較高者。按公允價值減處置成本而釐定的可收回金額乃根據於報告日所得到的最佳資料來反映其金額，乃按公平原則處置資產予有知識及自願人士及扣除處置成本。至於估計使用價值，本集團之管理層估計現金產生單位之未來現金流及選擇合適的貼現率計算該現金流現值。

(d) 存貨撥備

本集團管理層於各報告日檢閱其存貨之賬齡分析，並就已證明為不再適合用於生產之過時及滯銷存貨項目作出撥備。管理層主要根據最新發票價及現時市場狀況估計這類存貨之可變現價值。本集團於各報告日按個別產品基準進行存貨複核，並就過時項目撥備。

Notes to Financial Statements

財務報表附註

Year ended 31 December 2016 截至二零一六年十二月三十一日止年度

3 SIGNIFICANT ACCOUNTING JUDGEMENTS AND ESTIMATES (continued)

(e) Provision for guarantee

Provision for guarantee are recognised if and when it becomes probable that the holder of the guarantee will call upon the Group under the guarantee, and the amount of that claim on the Group is measured at the higher of the best estimate of the expenditure require to settle the present obligation at the reporting date, and the amount initially recognised as deferred income less cumulative amortisation. The Group carries out regular review on the creditability of its customers which the Group has provided guarantee for. A provision is made based on the assessment on the probability of cash outflow to settle the obligation under the guarantee. The ultimate liability due may vary from the amounts provided and will be dependent upon the eventual outcome of any settlement.

4 OPERATING SEGMENT INFORMATION

On 29 June 2015, the Group spun-off its biochemical and industrial businesses under Chia Tai Enterprises International Limited (“CTEI”) (the “Discontinued Operations”) via a distribution in specie. The Group, after the spin-off, continues to operate three operating segments, namely the China agri-food segment, the Vietnam agri-food segment and the investment and property holding segment (collectively referred to as the “Continuing Operations”).

For management purposes, the Group is organised into the following reportable operating segments based on their products and services:

Continuing operations

- the China agri-food segment is engaged in the manufacture and sale of animal feed and value-added, processed food products in the PRC;

3 重大會計判斷及估算(續)

(e) 擔保之撥備

倘擔保持有人有可能根據本集團已作出之擔保向本集團提出索償，而對本集團提出之索償金額乃按用以償還現時責任的支出的最佳估算金額及初次確認為遞延收入減累計攤銷之金額兩者中之較高者。本集團對已提供擔保之客戶的信貸紀錄進行定期檢討，並按清償該擔保項下之責任的現金流出可能性作出撥備。最終負債可能與撥備的金額不同，並將取決於最終的償還結果。

4 經營分類資料

本集團於二零一五年六月二十九日以實物分派方式分拆正大企業國際有限公司(「正大企業國際」)。正大企業國際經營生化及工業業務(「已終止經營業務」)。本集團於分拆後仍繼續經營三個經營分類，分別為中國農牧食品分類、越南農牧食品分類及投資及物業控股分類(統稱為「持續經營業務」)。

按管理所需，本集團將業務按產品及服務分成以下可呈報經營分類：

持續經營業務

- 中國農牧食品分類代表於中國產銷動物飼料及增值加工食品；

Notes to Financial Statements

財務報表附註

Year ended 31 December 2016 截至二零一六年十二月三十一日止年度

4 OPERATING SEGMENT INFORMATION (continued)**4 經營分類資料(續)****Continuing operations (continued)**

- the Vietnam agri-food segment is engaged in the manufacture and sale of animal feed products, breeding, farming and sale of livestock and aquatic animals, and the manufacture and sale of value-added, processed food products in Vietnam; and
- the investment and property holding segment is engaged in leasing properties owned by the Group and investments in group companies.

持續經營業務(續)

- 越南農牧食品分類代表於越南產銷動物飼料、繁殖、養殖及銷售禽畜及水產，以及產銷增值加工食品；及
- 投資及物業控股分類代表租賃本集團擁有之物業及作為集團之控股公司。

Discontinued operations

- the biochemical segment is engaged in the manufacture and sale of chlortetracycline products; and
- the industrial segment is engaged in trading of machinery, and the manufacture and sale of automotive parts.

已終止經營業務

- 生化分類代表產銷金霉素等產品；及
- 工業分類代表機械設備貿易及產銷汽車零部件。

Management monitors the results of the Group's operating segments separately for the purpose of making decisions about resource allocation and performance assessment. Segment performance is evaluated based on reportable segment profit, which is a measure of adjusted profit before tax. The adjusted profit before tax is measured consistently with the Group's profit before tax except that bank interest income and finance costs are excluded from such measurement.

管理層會獨立監察本集團經營分類之業績而作出資源分配之決定及評定其表現。分類表現評估乃根據可呈報分類之溢利，即以經調整稅前溢利計算。經調整稅前溢利之計算與本集團稅前溢利之計算一致，除銀行利息收入及財務成本不包括在其計算當中。

Segment assets exclude pledged deposits, time deposits, cash and cash equivalents, deferred tax assets and other unallocated corporate assets as these assets are managed on a group basis.

分類資產不包括在集團層面管理之已抵押存款、定期存款、現金及現金等價物、遞延稅項資產及其他未分配企業資產。

Segment liabilities exclude bank borrowings, corporate bond, income tax payables and deferred tax liabilities as these liabilities are managed on a group basis.

分類負債不包括在集團層面管理之銀行借款、企業債券、應付所得稅及遞延稅項負債。

Intersegment sales are transacted with reference to the selling prices used for sales made to third parties at the then prevailing market prices.

分類間之銷售的價格乃參考銷售予第三者之當時一般市場價格進行。

Notes to Financial Statements

財務報表附註

Year ended 31 December 2016 截至二零一六年十二月三十一日止年度

4 OPERATING SEGMENT INFORMATION
(continued)

4 經營分類資料(續)

(a) Reportable operating segments

(a) 可呈報經營分類

The following tables present revenue, profit or loss and certain assets, liabilities and expenditure information for the Group's reportable operating segments from continuing operations for the years ended 31 December 2016 and 2015.

以下報表為本集團來自持續經營業務各可呈報經營分類於截至二零一六年及二零一五年十二月三十一日止年度內之收入、損益及若干資產、負債及開支資料。

Year ended 31 December 2016

截至二零一六年十二月三十一日止年度

		China agri-food operations 中國農牧 食品業務 US\$'000 美元千元	Vietnam agri-food operations 越南農牧 食品業務 US\$'000 美元千元	Investment and property holding operations 投資及物業 控股業務 US\$'000 美元千元	Total 總額 US\$'000 美元千元
Segment revenue	分類收入				
Sales to external customers	銷售予外來客戶	3,034,712	2,246,356	125	5,281,193
Segment results	分類業績				
The Group	本集團	211,651	234,860	(7,043)	439,468
Share of profits and losses of:	應佔溢利及虧損：				
Joint ventures	合營企業	4,129	-	-	4,129
Associates	聯營公司	11,091	-	-	11,091
		226,871	234,860	(7,043)	454,688
Reconciliation:	調節項目：				
Bank interest income	銀行利息收入				3,259
Finance costs	財務成本				(35,473)
Profit before tax	除稅前溢利				422,474
Other segment information	其他分類資料				
Depreciation and amortisation	折舊及攤銷	48,787	74,057	601	123,445
Capital expenditure*	資本開支*	184,120	48,675	11	232,806
Additions of other non-current assets**	新增其他非流動資產**	268,908	45,059	-	313,967

* Including additions to property, plant and equipment and land lease prepayments, but excluding assets from acquisition of subsidiaries.

* 包括物業、廠房及設備及預付土地租賃費之新增，但不包括收購附屬公司所得之資產。

** Including additions to (i) non-current assets from acquisition of subsidiaries, and (ii) additions to non-current biological assets and other non-current assets.

** 包括(i)收購附屬公司所得之非流動資產，及(ii)非當期生物資產及其他非流動資產之新增。

Notes to Financial Statements

財務報表附註

Year ended 31 December 2016 截至二零一六年十二月三十一日止年度

4 OPERATING SEGMENT INFORMATION
(continued)

4 經營分類資料(續)

(a) Reportable operating segments (continued)

(a) 可呈報經營分類(續)

At 31 December 2016

於二零一六年十二月三十一日

		China agri-food operations 中國農牧 食品業務 US\$'000 美元千元	Vietnam agri-food operations 越南農牧 食品業務 US\$'000 美元千元	Investment and property holding operations 投資及物業 控股業務 US\$'000 美元千元	Total 總額 US\$'000 美元千元
Segment assets	分類資產	2,068,481	1,047,506	497,166	3,613,153
Reconciliation:	調節項目：				
Elimination of intersegment receivables	分類間之應收款 抵銷				(452,689)
Unallocated assets	未分配資產				472,961
Total assets	總資產				3,633,425
Segment liabilities	分類負債	979,376	181,319	3,107	1,163,802
Reconciliation:	調節項目：				
Elimination of intersegment payables	分類間之應付款抵銷				(452,689)
Unallocated liabilities	未分配負債				1,503,564
Total liabilities	總負債				2,214,677
Other segment information	其他分類資料				
Investments in joint ventures	於合營企業的投資	19,289	-	-	19,289
Investments in associates	於聯營公司的投資	105,279	-	-	105,279

Notes to Financial Statements

財務報表附註

Year ended 31 December 2016 截至二零一六年十二月三十一日止年度

4 OPERATING SEGMENT INFORMATION
(continued)

4 經營分類資料(續)

(a) Reportable operating segments (continued)

(a) 可呈報經營分類(續)

Year ended 31 December 2015

截至二零一五年十二月三十一日止年度

		China agri-food operations 中國農牧 食品業務 US\$'000 美元千元	Vietnam agri-food operations 越南農牧 食品業務 US\$'000 美元千元	Investment and property holding operations 投資及物業 控股業務 US\$'000 美元千元	Total 總額 US\$'000 美元千元
Segment revenue	分類收入				
Sales to external customers	銷售予外來客戶	3,033,242	2,096,451	125	5,129,818
Segment results	分類業績				
The Group	本集團	203,627	225,758	(8,972)	420,413
Share of profits and losses of:	應佔溢利及虧損：				
Joint ventures	合營企業	3,679	–	–	3,679
Associate	聯營公司	11,352	–	–	11,352
		218,658	225,758	(8,972)	435,444
Reconciliation:	調節項目：				
Bank interest income	銀行利息收入				4,428
Finance costs	財務成本				(39,121)
Profit before tax	除稅前溢利				400,751
Other segment information	其他分類資料				
Depreciation and amortisation	折舊及攤銷	37,543	70,179	631	108,353
Capital expenditure*	資本開支*	295,636	51,141	332	347,109
Additions of other non-current assets**	新增其他非流動資產**	–	73,709	–	73,709
* Including additions to property, plant and equipment and land lease prepayments.				* 包括物業、廠房及設備及預付土地租賃費之新增。	
** Including additions to non-current biological assets and other non-current assets.				** 包括非當期生物資產及其他非流動資產之新增。	

Notes to Financial Statements

財務報表附註

Year ended 31 December 2016 截至二零一六年十二月三十一日止年度

4 OPERATING SEGMENT INFORMATION
(continued)

4 經營分類資料(續)

(a) Reportable operating segments (continued)

(a) 可呈報經營分類(續)

At 31 December 2015

於二零一五年十二月三十一日

		China agri-food operations 中國農牧 食品業務 US\$'000 美元千元	Vietnam agri-food operations 越南農牧 食品業務 US\$'000 美元千元	Investment and property holding operations 投資及物業 控股業務 US\$'000 美元千元	Total 總額 US\$'000 美元千元
Segment assets	分類資產	1,487,861	1,057,581	401,620	2,947,062
Reconciliation:	調節項目：				
Elimination of intersegment receivables	分類間之應收款抵銷				(367,617)
Unallocated assets	未分配資產				548,418
Total assets	總資產				3,127,863
Segment liabilities	分類負債	791,878	193,530	8,863	994,271
Reconciliation:	調節項目：				
Elimination of intersegment payables	分類間之應付款抵銷				(367,617)
Unallocated liabilities	未分配負債				1,185,327
Total liabilities	總負債				1,811,981
Other segment information	其他分類資料				
Investments in joint ventures	於合營企業的投資	19,669	-	-	19,669
Investments in associate	於聯營公司的投資	48,200	-	-	48,200

Notes to Financial Statements

財務報表附註

Year ended 31 December 2016 截至二零一六年十二月三十一日止年度

4 OPERATING SEGMENT INFORMATION (continued)**4 經營分類資料(續)****(b) Geographical information****(b) 地區資料***(i) Revenue from external customers from continuing operations**(i) 來自持續經營業務外來客戶之收入*

		2016 二零一六年 US\$'000 美元千元	2015 二零一五年 US\$'000 美元千元
Mainland China	中國大陸	3,039,619	3,037,771
Vietnam	越南	2,167,119	2,012,673
Elsewhere	其他地方	74,455	79,374
		5,281,193	5,129,818

The revenue information shown above is based on the location of the customers.

上列收入資料乃按客戶所在地分類。

*(ii) Non-current assets**(ii) 非流動資產*

		2016 二零一六年 US\$'000 美元千元	2015 二零一五年 US\$'000 美元千元
Mainland China	中國大陸	1,438,180	1,050,217
Vietnam	越南	435,008	430,148
Elsewhere	其他地方	39,020	31,680
		1,912,208	1,512,045

The non-current assets information shown above is based on the location of assets and excludes available-for-sale investments and deferred tax assets.

上列之非流動資產資料乃按資產所在地分類，並不包括可供出售之投資及遞延稅項資產。

(c) Information about major customers**(c) 有關主要客戶的資料**

During the years ended 31 December 2016 and 2015, there was no single customer that contributed 10% or more of the Group's total revenue from continuing operations.

於截至二零一六年及二零一五年十二月三十一日止年度內，並無單一客戶佔本集團來自持續經營業務之總收入相等於或超過10%。

Notes to Financial Statements

財務報表附註

Year ended 31 December 2016 截至二零一六年十二月三十一日止年度

5 REVENUE

Revenue from continuing operations, represents: (i) the aggregate of the invoiced value of goods sold, net of value-added tax and government surcharges, and after allowances for goods returned and trade discounts; and (ii) rental income from investment and property holding operations.

An analysis of revenue is as follows:

		2016 二零一六年 US\$'000 美元千元	2015 二零一五年 US\$'000 美元千元
Sales of goods from:	銷售貨品來自：		
China agri-food operations	中國農牧食品業務		
– Feed business	– 飼料業務	2,899,040	3,031,557
– Food business	– 食品業務	135,672	1,685
Vietnam agri-food operations	越南農牧食品業務		
– Feed business	– 飼料業務	878,151	831,558
– Farm business	– 養殖業務	1,227,079	1,129,038
– Food business	– 食品業務	141,126	135,855
		5,281,068	5,129,693
Rental income from investment and property holding operations	投資及物業控股業務之租賃收入	125	125
		5,281,193	5,129,818

5 收入

來自持續經營業務之收入指：(i) 除增值稅及政府附加費，及扣除退貨及貿易折扣後之總銷售發票淨額；及 (ii) 源自投資及物業控股業務的租賃收入。

收入分析如下：

6 NET CHANGES IN FAIR VALUE OF BIOLOGICAL ASSETS

Net changes in fair value of biological assets represent the difference in fair value less costs of disposal from 1 January 2016 to 31 December 2016. Net fair value changes consist of (i) realised fair value changes of US\$86,644,000 (2015: US\$82,351,000) in respect of biological assets held as at 1 January 2016 and (ii) unrealised fair value changes in biological assets stated at fair value less costs of disposal as at 31 December 2016 of US\$53,635,000 (2015: US\$89,305,000).

6 生物資產公允值之變動淨額

本集團之生物資產公允值之變動淨額代表自二零一六年一月一日至二零一六年十二月三十一日之公允值減處置成本之差異。公允值之變動淨額包括(i)於二零一六年一月一日持有的生物資產之已變現公允值之變動8,664.4萬美元(二零一五年：8,235.1萬美元)及(ii)於二零一六年十二月三十一日以公允值減處置成本列賬的生物資產之未變現公允值之變動5,363.5萬美元(二零一五年：8,930.5萬美元)。

Notes to Financial Statements

財務報表附註

Year ended 31 December 2016 截至二零一六年十二月三十一日止年度

7 OTHER INCOME, NET

An analysis of other income, net from continuing operations is as follows:

7 其他收入淨額

持續經營業務之其他收入淨額分析如下：

		2016	2015
		二零一六年	二零一五年
		US\$'000	US\$'000
		美元千元	美元千元
Bank interest income	銀行利息收入	3,259	4,428
Other interest income	其他利息收入	5,845	6,010
Rental income	租賃收入	2,797	2,442
Government grants	政府補助	5,261	3,808
Gain on relocation of factories	工廠搬遷收益	8,794	17,785
Income from sales of consumables and packaging materials	銷售耗材及包裝材料收入	3,693	3,745
Net changes in fair value of derivative financial instruments	衍生金融工具公允價值變動淨額	5,214	2,009
Net changes in fair value of investment properties (note 16)	投資物業公允價值變動淨額(附註16)	(272)	(1,675)
Gain on disposal of land lease prepayments	出售預付土地租賃費之收益	-	1,025
Foreign exchange differences, net	外幣折算差異淨額	(6,303)	(9,811)
Others	其他	1,507	2,834
		29,795	32,600

Government grants included above are subsidies or incentives from the government in respect of certain investments of the Group in the agricultural industry and areas promoted by the government in mainland China. There are no unfulfilled conditions or contingencies relating to these grants. Government grants received for which related expenditure has not yet been undertaken are included in deferred income in the consolidated statement of financial position (notes 30 and 33).

上述政府補助乃關於本集團於中國農業及政府推動項目的若干投資之補貼或獎勵。有關此等政府補助並無任何尚未履行的條件或或有事項。而已收政府補助相關支出尚未確認的，則包含於綜合財務狀況表之遞延收入內(附註30及33)。

Notes to Financial Statements

財務報表附註

Year ended 31 December 2016 截至二零一六年十二月三十一日止年度

8 FINANCE COSTS

8 財務成本

An analysis of finance costs from continuing operations is as follows:

持續經營業務之財務成本分析如下：

		2016	2015
		二零一六年	二零一五年
		US\$'000	US\$'000
		美元千元	美元千元
Interest expense on bank borrowings	銀行借款之利息費用	53,383	55,252
Interest expense on corporate bond	企業債券之利息費用	768	-
Less: Interest expense capitalised*	減：利息費用資本化*	(18,678)	(16,131)
		35,473	39,121

* Interest expense was capitalised at a rate of 3.1%–6.3% per annum (2015: 3.3%–8.5%).

* 利息費用資本化乃按年利率3.1%至6.3% (二零一五年：3.3%至8.5%) 計算。

Notes to Financial Statements

財務報表附註

Year ended 31 December 2016 截至二零一六年十二月三十一日止年度

9 PROFIT BEFORE TAX

The Group's profit before tax from continuing operations is arrived at after charging/(crediting):

9 除稅前溢利

本集團持續經營業務之除稅前溢利經扣除／(計入)下列各項：

		2016 二零一六年	2015 二零一五年
	Note 附註	US\$'000 美元千元	US\$'000 美元千元
Cost of inventories sold	已出售存貨成本	4,348,607	4,225,347
Depreciation of property, plant and equipment	物業、廠房及設備之折舊	15 89,086	75,868
Amortisation of land lease prepayments	預付土地租賃費攤銷	17 3,588	3,117
Depreciation of biological assets stated at cost less accumulated depreciation and impairment	按成本減累計折舊及減值損失後列賬之生物資產之折舊	18 28,174	26,623
Amortisation of intangible assets	無形資產攤銷	19 2,597	2,745
Impairment of trade receivables, net	應收貿易賬款減值淨額	26(a) 952	5,335
Loss/(gain) on disposal of property, plant and equipment, net	出售物業、廠房及設備虧損／(收益)淨額	199	(486)
Minimum lease payments of leasehold land and properties, plant and machinery under operating lease	租賃土地及物業、廠房及機器之經營租賃之最低租賃付款金額	51,591	45,688
Auditors' remuneration	核數師酬金	1,487	1,958
Employee benefit expenses (including directors' emoluments – note 10):	僱員福利支出(包括董事酬金 – 附註10)		
– Wages, salaries and benefits in kind	– 工資、薪金及非現金利益	328,883	320,566
– Pension scheme contributions	– 退休金供款	22,686	26,383
		351,569	346,949

Notes to Financial Statements

財務報表附註

Year ended 31 December 2016 截至二零一六年十二月三十一日止年度

10 DIRECTORS' EMOLUMENTS

Directors' emoluments, disclosed pursuant to Section 383(1) of the Hong Kong Companies Ordinance and Part 2 of the Companies (Disclosure of Information about Benefits of Directors) Regulation, is as follows:

10 董事酬金

根據香港公司條例第383(1)條及公司(披露董事利益資料)規例第二部規定，董事酬金披露如下：

		Fees	Salaries, allowances, and benefits in kind 薪酬、津貼及非現金利益	Pension scheme contribution 退休金供款	Bonus 獎金	Total 總額
	Note 附註	袍金 US\$'000 美元千元	非現金利益 US\$'000 美元千元	退休金供款 US\$'000 美元千元	獎金 US\$'000 美元千元	總額 US\$'000 美元千元
Year ended 31 December 2016						
Executive directors:	執行董事：					
Mr. Dhanin Chearavanont	謝國民先生	-	1,181	-	-	1,181
Mr. Adirek Sripratak	蔡益光先生	-	-	-	-	-
Mr. Soopakij Chearavanont	謝吉人先生	-	-	-	-	-
Mr. Bai Shanlin	白善霖先生	-	759	9	320	1,088
Mr. Sooksunt Jiumjaiswanglerg	Sooksunt Jiumjaiswanglerg先生	-	657	-	-	657
Mr. Anan Athigapanich	黃業夫先生 (i)	-	744	-	122	866
Mr. Suphachai Chearavanont	謝鎔仁先生	-	-	-	-	-
Mrs. Arunee Watcharananan	Arunee Watcharananan女士	-	-	-	-	-
		-	3,341	9	442	3,792
Non-executive directors:	非執行董事：					
Mr. Meth Jiaravanont	謝克俊先生	-	-	-	-	-
Mr. Yoichi Ikezoe	池添洋一先生	-	-	-	-	-
		-	-	-	-	-
Independent non-executive directors:	獨立非執行董事：					
Mr. Ma Chiu Cheung, Andrew	馬照祥先生	31	-	-	-	31
Mr. Sombat Deo-isres	Sombat Deo-isres先生	31	-	-	-	31
Mr. Sakda Thanitcul	Sakda Thanitcul先生	31	-	-	-	31
Mr. Vinai Vittavasarnvej	Vinai Vittavasarnvej先生	31	-	-	-	31
Mrs. Vatchari Vimooktayon	Vatchari Vimooktayon女士	31	-	-	-	31
		155	-	-	-	155
Total directors' emoluments	董事酬金總額	155	3,341	9	442	3,947

Notes to Financial Statements

財務報表附註

Year ended 31 December 2016 截至二零一六年十二月三十一日止年度

10 DIRECTORS' EMOLUMENTS (continued)

10 董事酬金(續)

		Fees	Salaries, allowances, and benefits in kind 薪酬、津貼及袍金 非現金利益	Pension scheme contribution 退休金供款	Bonus 獎金	Total 總額
	Note	US\$'000 美元千元	US\$'000 美元千元	US\$'000 美元千元	US\$'000 美元千元	US\$'000 美元千元
Year ended 31 December 2015	截至二零一五年十二月三十一日止年度					
Executive directors:	執行董事:					
Mr. Dhanin Chearavanont	謝國民先生	-	1,179	-	-	1,179
Mr. Adirek Sripratak	蔡益光先生	-	-	-	-	-
Mr. Thanakorn Seriburi	李紹祝先生 (iii)	-	246	-	-	246
Mr. Soopakij Chearavanont	謝吉人先生	-	-	-	-	-
Mr. Bai Shanlin	白善霖先生	-	801	10	322	1,133
Mr. Sooksunt Jiumjaiswanglerg	Sooksunt Jiumjaiswanglerg先生	-	563	-	74	637
Mr. Anan Athigapanich	黃業夫先生 (i)	-	832	-	129	961
Mr. Suphachai Chearavanont	謝鏞仁先生	-	-	-	-	-
Mrs. Arunee Watcharananan	Arunee Watcharananan女士	-	-	-	-	-
		-	3,621	10	525	4,156
Non-executive directors:	非執行董事:					
Mr. Meth Jiaravanont	謝克俊先生	-	-	-	-	-
Mr. Yoichi Ikezoe	池添洋一先生 (ii)	-	-	-	-	-
		-	-	-	-	-
Independent non-executive directors:	獨立非執行董事:					
Mr. Ma Chiu Cheung, Andrew	馬照祥先生	31	-	-	-	31
Mr. Sombat Deo-isres	Sombat Deo-isres先生	31	-	-	-	31
Mr. Sakda Thanitcul	Sakda Thanitcul先生	31	-	-	-	31
Mr. Vinai Vittavasarnvej	Vinai Vittavasarnvej先生	31	-	-	-	31
Mrs. Vatchari Vimooktayon	Vatchari Vimooktayon女士	31	-	-	-	31
		155	-	-	-	155
Total directors' emoluments	董事酬金總額	155	3,621	10	525	4,311

Notes:

- (i) Resigned as executive director on 16 January 2017
- (ii) Appointed as non-executive director on 15 October 2015
- (iii) Resigned as executive director on 3 July 2015

附註:

- (i) 於二零一七年一月十六日辭任執行董事
- (ii) 於二零一五年十月十五日獲委任為非執行董事
- (iii) 於二零一五年七月三日辭任執行董事

Notes to Financial Statements

財務報表附註

Year ended 31 December 2016 截至二零一六年十二月三十一日止年度

10 DIRECTORS' EMOLUMENTS (continued)

During the year ended 31 December 2016, no emoluments was paid by the Group to the directors as an inducement to join or upon joining the Group as compensation for loss of office (2015: nil), and there was no arrangement under which a director waived or agreed to waive any emoluments (2015: nil).

11 FIVE HIGHEST PAID EMPLOYEES

The five highest paid employees during the year included two (2015: three) directors. Details of their emoluments are set out in note 10 above. The emoluments of the remaining three (2015: two) non-directors are as follows:

		2016 二零一六年 US\$'000 美元千元	2015 二零一五年 US\$'000 美元千元
Salaries, allowances and benefits in kind	薪酬、津貼及非現金利益	2,309	1,654
Bonus	獎金	958	644
		3,267	2,298

The number of non-director highest paid employees whose remuneration fell within the following bands is set out below:

最高薪酬非董事僱員的人數按以下級別分類如下：

		2016 二零一六年 Number of individuals 僱員數目	2015 二零一五年 Number of individuals 僱員數目
US\$903,000 to US\$968,000 (equivalent to HK\$7,000,001 to HK\$7,500,000)	903,000美元至968,000美元 (相當於7,000,001港元至 7,500,000港元)	1	-
US\$1,032,000 to US\$1,097,000 (equivalent to HK\$8,000,001 to HK\$8,500,000)	1,032,000美元至1,097,000美 元(相當於8,000,001港元至 8,500,000港元)	-	1
US\$1,097,000 to US\$1,161,000 (equivalent to HK\$8,500,001 to HK\$9,000,000)	1,097,000美元至1,161,000美 元(相當於8,500,001港元至 9,000,000港元)	1	-
US\$1,161,000 to US\$1,226,000 (equivalent to HK\$9,000,001 to HK\$9,500,000)	1,161,000美元至1,226,000美 元(相當於9,000,001港元至 9,500,000港元)	1	1

Notes to Financial Statements

財務報表附註

Year ended 31 December 2016 截至二零一六年十二月三十一日止年度

**11 FIVE HIGHEST PAID EMPLOYEES
(continued)**

During the year ended 31 December 2016, no emoluments was paid by the Group to any of the five highest paid employees of the Group as an inducement to join or upon joining the Group as compensation for loss of office (2015: nil).

12 INCOME TAX

No provision for Hong Kong profits tax has been made for the year as the Group did not generate any assessable profits in Hong Kong during the year (2015: nil).

The subsidiaries operating in the PRC and Vietnam are subject to income tax at the rate of 25% (2015: 25%) and 20% (2015: 22%) respectively on their taxable income according to the PRC and Vietnam corporate income tax laws. In accordance with the relevant tax rules and regulations in the PRC and Vietnam, certain subsidiaries of the Group in the PRC and Vietnam enjoy various income tax exemptions or reductions.

11 五位最高薪酬僱員(續)

於截至二零一六年十二月三十一日止年度，本集團並無支付酬金五位最高薪酬僱員之任何一位，以誘使加入本集團或在加入本集團時作為解除職務損失補償(2015：無)。

12 所得稅

本集團於本年度未有在香港賺取任何應課稅收入，所以未於本年度內作香港利得稅撥備(二零一五年：無)。

根據中國及越南企業所得稅稅例，於當地經營之附屬公司需就其應課稅收入分別按稅率25%(二零一五年：25%)及20%(二零一五年：22%)繳交所得稅。根據中國及越南之相關稅務守則及法例，本集團於中國及越南之若干附屬公司享有豁免或減收所得稅之優惠。

		2016 二零一六年 US\$'000 美元千元	2015 二零一五年 US\$'000 美元千元
Current – the PRC	本年 — 中國		
Charge for the year	本年度支出	55,198	61,238
Over-provision in prior years	往年多計提	(7,084)	(7,099)
Current – Vietnam	本年 — 越南		
Charge for the year	本年度支出	38,381	30,065
Deferred (note 34)	遞延(附註34)	6,500	7,772
Total tax expense from continuing operations for the year	本年度來自持續經營業務之稅項總支出	92,995	91,976

Notes to Financial Statements

財務報表附註

Year ended 31 December 2016 截至二零一六年十二月三十一日止年度

12 INCOME TAX (continued)

12 所得稅(續)

A reconciliation of the tax expense from continuing operations applicable to profit before tax at the statutory tax rates for the PRC and Vietnam in which the Group principally operates to the tax expense at the effective tax rates, and a reconciliation of the applicable tax rates (i.e. statutory tax rates) to the effective tax rates, are as follows:

按中國及越南(本集團主要營運地點)的法定稅率計算與以有效稅率計算的來自持續經營業務稅務支出的調節表,及適用稅率(即法定稅率)至有效稅率之調節表呈列如下:

		2016		2015	
		二零一六年	%	二零一五年	%
		US\$'000		US\$'000	
		美元千元		美元千元	
Profit before tax	除稅前溢利	422,474		400,751	
Tax expense at statutory tax rate	按法定稅率計算的稅務支出	93,150	22.0	88,606	22.1
Lower tax rates for specific provinces or enacted by local tax authority	按特定省或地區稅務局頒佈之較低稅率	(14,627)	(3.5)	(19,439)	(4.9)
Effect of withholding tax at 10% on the distributable profit of the Group's subsidiaries in the PRC	按本集團於中國之附屬公司可分配利潤計算扣繳稅10%之影響	8,395	2.0	11,034	2.8
Effect of withholding tax on technical service fee	技術服務費之扣繳稅影響	3,198	0.8	6,964	1.7
Adjustments in respect of current tax of prior years	本年有關以前年度的稅務調整	(7,084)	(1.7)	(7,099)	(1.7)
Profits and losses attributable to joint ventures and associates	應佔合營企業及聯營公司溢利及虧損	(2,964)	(0.7)	(2,793)	(0.7)
Income not subject to tax	無需課稅收入	(3,208)	(0.8)	(2,258)	(0.6)
Expenses not deductible for tax	不可扣稅支出	9,270	2.2	11,857	3.0
Tax losses not recognised	未獲確認稅務虧損	6,980	1.7	4,499	1.1
Tax losses from prior years utilised	動用以前年度稅務虧損	(198)	(0.0)	(72)	(0.0)
Others	其他	83	0.0	677	0.2
Tax expense at the Group's effective tax rate	按本集團有效稅率計算的稅務支出	92,995	22.0	91,976	23.0

The share of income tax attributable to joint ventures and associates from continuing operations amounting to US\$1,366,000 (2015: US\$1,410,000) and US\$5,180,000 (2015: US\$4,554,000), respectively, are included in "Share of profits and losses of joint ventures and associates" on the face of the consolidated statement of comprehensive income.

本集團來自持續經營業務之應佔合營企業及聯營公司之所得稅分別為136.6萬美元(二零一五年: 141.0萬美元)及518.0萬美元(二零一五年: 455.4萬美元)。此等稅項已包含在綜合全面收益表內「應佔合營企業及聯營公司的溢利及虧損」中。

Notes to Financial Statements

財務報表附註

Year ended 31 December 2016 截至二零一六年十二月三十一日止年度

13 DIVIDENDS

13 股息

		2016 二零一六年 US\$'000 美元千元	2015 二零一五年 US\$'000 美元千元
Interim – HK\$0.024 (equivalent to approximately US 0.310 cents) (2015: HK\$0.017 (equivalent to approximately US 0.219 cents)) per ordinary share and convertible preference share	中期 — 每股普通股及可換股優先股0.024港元 (相等於約0.310美仙) (二零一五年：0.017港元 (相等於約0.219美仙))	78,450	55,569
Special interim dividend by way of a distribution in specie ⁽¹⁾	透過實物分派之特別中期股息 ⁽¹⁾	–	151,272
Proposed final – HK\$0.016 (equivalent to approximately US 0.206 cents) (2015: HK\$0.021 (equivalent to approximately US 0.271 cents)) per ordinary share and convertible preference share ⁽²⁾	建議末期 — 每股普通股及可換股優先股0.016港元 (相等於約0.206美仙) (二零一五年：0.021港元 (相等於約0.271美仙)) ⁽²⁾	52,300	68,644
		130,750	275,485

- (1) On 17 April 2015, the board of directors of the Company declared a conditional special interim dividends of 1 CTEI ordinary share for every 100 CPP ordinary shares held in the Company and 1 CTEI preference share for every 100 CPP preference shares held in the Company to CPP shareholders on the register of members as at the close of business on 29 June 2015. Fractional entitlements were disregarded. The entire issued share capital of CTEI was spun-off via a distribution in specie and CTEI was separately listed on the Main Board of the Stock Exchange on 3 July 2015.

Distribution of non-cash assets (which constitute a business) that is ultimately controlled by the same parties before and after the distribution is measured at book value of the non-cash assets.

The net assets attributable to the distribution in specie of an aggregate of 240,718,310 CTEI ordinary shares and 12,610,777 CTEI preference shares were US\$151,272,000.

- (2) The proposed final dividend in respect of the year ended 31 December 2016 is subject to the approval of the Company's shareholders at the forthcoming annual general meeting. The total amount of the proposed final dividend was calculated based on the number of shares in issue on the date of this annual report.

- (1) 本公司董事會於二零一五年四月十七日宣佈派發有條件特別中期股息，於二零一五年六月二十九日營業時間結束時名列於本公司股東名冊上的股東，每持有100股卜蜂國際普通股可獲發1股正大企業國際普通股，每持有100股卜蜂國際優先股則可獲發1股正大企業國際優先股。零碎股份不予配發。正大企業國際的全部已發行股本已透過實物分派方式分拆，並於二零一五年七月三日獨立於聯交所主板上市。

被分派的非現金資產（構成業務）於分派前後的最終控權方相同，其分派以非現金資產之賬面值入賬。

以實物分派方式派付總計240,718,310股正大企業國際普通股及12,610,777股正大企業國際優先股的應佔資產淨值為1億5,127.2萬美元。

- (2) 截至二零一六年十二月三十一日止年度之建議末期股息須於應屆周年大會上提呈本公司股東批准。建議末期股息之金額乃根據於本年報日已發行股份數量計算。

Notes to Financial Statements

財務報表附註

Year ended 31 December 2016 截至二零一六年十二月三十一日止年度

14 EARNINGS PER SHARE ATTRIBUTABLE TO SHAREHOLDERS OF THE COMPANY

The calculation of basic earnings per share is based on the profit for the year attributable to shareholders of the Company and the weighted average number of ordinary shares and convertible preference shares in issue during the year.

The calculation of diluted earnings per share is based on the profit for the year attributable to the shareholders of the Company, and the weighted average number of ordinary shares and convertible preference shares used in the basic earnings per share calculation, adjusted to reflect the weighted average number of ordinary shares assumed to have been issued at nil consideration on the deemed exercise of all dilutive share options of the Company.

Diluted earnings per share is the same as the basic earnings per share as there were no dilutive potential shares in existence during the years ended 31 December 2016 and 2015.

The calculation of basic and diluted earnings per share is based on the following data:

14 本公司股東應佔之每股溢利

每股基本溢利之計算乃按本公司股東應佔本年度溢利及年內已發行之普通股及可換股優先股加權平均數。

每股攤薄溢利之計算乃按本公司股東應佔本年度溢利及本公司普通股及可換股優先股加權平均數計算。所使用之普通股及可換股優先股之加權平均數為計算每股基本溢利基礎，並反映假設所有具攤薄作用之購股權以零代價發行普通股之加權平均數。

截止二零一六年及二零一五年十二月三十一日止年度，本公司並無具有攤薄能力的股份，故此每股基本溢利與每股攤薄溢利相同。

每股基本及攤薄溢利乃根據以下數據計算：

		2016	2015
		二零一六年	二零一五年
		US\$'000	US\$'000
		美元千元	美元千元
Earnings	溢利		
Profit for the year attributable to shareholders of the Company, used in the basic and diluted earnings per share calculation, arising from:	用於計算每股基本及攤薄溢利之本公司股東本年應佔溢利來自：		
Continuing operations	持續經營業務	260,278	242,497
Discontinuing operations	已終止經營業務	-	25,078
		260,278	267,575

Notes to Financial Statements

財務報表附註

Year ended 31 December 2016 截至二零一六年十二月三十一日止年度

14 EARNINGS PER SHARE ATTRIBUTABLE TO SHAREHOLDERS OF THE COMPANY (continued) 14 本公司股東應佔之每股溢利(續)

		2016 二零一六年	2015 二零一五年
Number of ordinary shares and convertible preference shares	普通股及可換股優先股數量		
Weighted average number of ordinary shares and convertible preference shares in issue during the year, used in the basic and diluted earnings per share calculation	用於計算每股基本及攤薄溢利之本年已發行普通股及可換股優先股加權平均數	25,332,914,980	25,332,914,980

Notes to Financial Statements

財務報表附註

Year ended 31 December 2016 截至二零一六年十二月三十一日止年度

15 PROPERTY, PLANT AND EQUIPMENT

15 物業、廠房及設備

		Office premises	Industrial buildings	Plant and machinery	Furniture, fixtures and office equipment	Motor vehicles and transport facilities	Construction in progress	Total
		商業樓宇	工業樓宇	廠房及機器	傢俱、裝置及 辦公設備	汽車及 運輸設施	在建工程	總額
	Note	US\$'000	US\$'000	US\$'000	US\$'000	US\$'000	US\$'000	US\$'000
	附註	美元千元	美元千元	美元千元	美元千元	美元千元	美元千元	美元千元
		(notes (a) and (d))	(notes (b) and (c))	(note (b))				
		(附註(a)及(d))	(附註(b)及(c))	(附註(b))				
At 1 January 2016:	於二零一六年 一月一日:							
Valuation	估值	45,204	-	-	-	-	-	45,204
Cost	成本	-	602,634	687,853	129,159	29,852	306,520	1,756,018
Accumulated depreciation and impairment	累計折舊及減值	-	(198,432)	(319,278)	(80,436)	(20,938)	-	(619,084)
Net carrying amount	賬面淨值	45,204	404,202	368,575	48,723	8,914	306,520	1,182,138
Net carrying amount:	賬面淨值:							
At 1 January 2016	於二零一六年 一月一日	45,204	404,202	368,575	48,723	8,914	306,520	1,182,138
Additions	添置	-	17,151	12,771	13,761	2,460	181,964	228,107
Surplus on revaluation, net	重估淨盈餘	13,133	-	-	-	-	-	13,133
Acquisition of subsidiaries	收購附屬公司	38	90,484	26,409	2,625	586	11,158	131,262
Depreciation provided during the year	年內計提折舊	9	(939)	(30,371)	(15,938)	(2,843)	-	(89,086)
Transfer in/(out)	轉入/(出)	-	39,308	56,117	3,254	411	(99,090)	-
Transfer from investment properties	轉自投資物業	16	1,625	-	-	-	-	1,625
Disposals	出售	-	(691)	(963)	(286)	(247)	-	(2,187)
Exchange realignment	匯兌調整	(908)	(19,656)	(20,628)	(1,634)	(524)	(22,415)	(65,765)
At 31 December 2016	於二零一六年 十二月三十一日	58,115	500,427	403,286	50,505	8,757	378,137	1,399,227
At 31 December 2016:	於二零一六年 十二月三十一日:							
Valuation	估值	58,115	-	-	-	-	-	58,115
Cost	成本	-	717,081	738,156	141,465	29,483	378,137	2,004,322
Accumulated depreciation and impairment	累計折舊及減值	-	(216,654)	(334,870)	(90,960)	(20,726)	-	(663,210)
Net carrying amount	賬面淨值	58,115	500,427	403,286	50,505	8,757	378,137	1,399,227

Notes to Financial Statements

財務報表附註

Year ended 31 December 2016 截至二零一六年十二月三十一日止年度

15 PROPERTY, PLANT AND EQUIPMENT
(continued)

15 物業、廠房及設備(續)

		Office premises	Industrial buildings	Plant and machinery	Furniture, fixtures and office equipment	Motor vehicles and transport facilities	Construction in progress	Total
	Note 附註	商業樓宇 US\$'000 美元千元 (notes (a) and (d)) (附註(a)及(d))	工業樓宇 US\$'000 美元千元 (notes (b) and (c)) (附註(b)及(c))	廠房及機器 US\$'000 美元千元 (note (b)) (附註(b))	傢俱、裝置及 辦公設備 US\$'000 美元千元	汽車及 運輸設施 US\$'000 美元千元	在建工程 US\$'000 美元千元	總額 US\$'000 美元千元
At 1 January 2015:	於二零一五年 一月一日:							
Valuation	估值	43,086	-	-	-	-	-	43,086
Cost	成本	-	520,918	597,420	129,053	31,998	385,021	1,664,410
Accumulated depreciation and impairment	累計折舊及減值	-	(191,937)	(348,615)	(75,325)	(20,438)	-	(636,315)
Net carrying amount	賬面淨值	43,086	328,981	248,805	53,728	11,560	385,021	1,071,181
Net carrying amount: At 1 January 2015	賬面淨值: 於二零一五年 一月一日	43,086	328,981	248,805	53,728	11,560	385,021	1,071,181
<u>Continuing operations</u>	<u>持續經營業務</u>							
Additions	添置	-	14,872	15,335	12,252	1,690	245,490	289,639
Surplus on revaluation, net	重估淨盈餘	3,600	-	-	-	-	-	3,600
Depreciation provided during the year	年內計提折舊	9	(25,636)	(30,701)	(15,405)	(3,230)	-	(75,868)
Transfer in/(out)	轉入/(出)	-	121,013	182,661	3,248	243	(307,165)	-
Transfer from investment properties	轉自投資物業	16	155	-	-	-	-	155
Disposals	出售	-	(741)	(1,649)	(329)	(173)	-	(2,892)
Exchange realignment	匯兌調整	(586)	(18,149)	(15,546)	(2,413)	(434)	(15,232)	(52,360)
<u>Discontinued operations</u>	<u>已終止經營業務</u>							
Additions	添置	-	603	576	221	16	1,274	2,690
Depreciation provided during the period	期內計提折舊	-	(751)	(1,865)	(237)	(127)	-	(2,980)
Transfer in/(out)	轉入/(出)	-	4,788	(4,408)	(50)	(29)	(301)	-
Disposals	出售	-	-	(92)	-	(3)	-	(95)
Exchange realignment	匯兌調整	-	13	22	1	-	3	39
Distribution in specie	實物分派	39	-	(20,946)	(2,293)	(599)	(2,570)	(50,971)
At 31 December 2015	於二零一五年 十二月三十一日	45,204	404,202	368,575	48,723	8,914	306,520	1,182,138
At 31 December 2015:	於二零一五年 十二月三十一日:							
Valuation	估值	45,204	-	-	-	-	-	45,204
Cost	成本	-	602,634	687,853	129,159	29,852	306,520	1,756,018
Accumulated depreciation and impairment	累計折舊及減值	-	(198,432)	(319,278)	(80,436)	(20,938)	-	(619,084)
Net carrying amount	賬面淨值	45,204	404,202	368,575	48,723	8,914	306,520	1,182,138

Notes to Financial Statements

財務報表附註

Year ended 31 December 2016 截至二零一六年十二月三十一日止年度

**15 PROPERTY, PLANT AND EQUIPMENT
(continued)****15 物業、廠房及設備(續)**

Notes:

附註:

- (a) At the end of the reporting period, the Group's office premises were stated at open market values.

- (a) 於報告期末，本集團之商業樓宇乃按公開市值入賬。

Had the Group's office premises been stated at cost less accumulated depreciation, the carrying amount of the premises at the end of the reporting period would have been US\$4,739,000 (2015: US\$5,146,000).

倘本集團商業樓宇按其成本扣除累計折舊入賬，樓宇於報告期末之賬面值應為473.9萬美元(二零一五年：514.6萬美元)。

The revaluation surplus of US\$12,343,000 (2015: US\$3,122,000) has been recognised in other comprehensive income and accumulated in property revaluation reserve of the Group during the year, net of deferred tax (note 34).

金額為1,234.3萬美元之重估盈餘(二零一五年：312.2美元)已於其他全面收益確認及於年內累計於本集團的物業重估儲備(扣除遞延稅項)(附註34)。

- (b) At 31 December 2016, certain of the Group's property, plant and equipment in mainland China with an aggregate net carrying amount of US\$59,542,000 (2015: nil) were pledged to secure certain bank borrowings of the Group (note 31(a)).

- (b) 於二零一六年十二月三十一日，本集團於中國大陸之若干物業、廠房及設備合計賬面淨值5,954.2萬美元(二零一五年：無)已作為本集團若干銀行借款之抵押品(附註31(a))。

- (c) At 31 December 2016, the Group's industrial buildings with an aggregate net carrying amount of US\$94,924,000 (2015: US\$62,079,000) have not yet obtained ownership certificates.

- (c) 於二零一六年十二月三十一日，本集團之工業樓宇合計賬面淨值9,492.4萬美元(二零一五年：6,207.9萬美元)尚未獲得房產証。

Notes to Financial Statements

財務報表附註

Year ended 31 December 2016 截至二零一六年十二月三十一日止年度

**15 PROPERTY, PLANT AND EQUIPMENT
(continued)**

Notes: (continued)

(d) Fair value measurements of property, plant and equipment

(i) Fair value hierarchy

Fair values are categorized into three-level fair value hierarchy as defined in IFRS 13 *Fair value measurement*. The level into which a fair value measurement is classified is determined by reference to the observability and significance of the inputs used in the valuation techniques as follows:

Level 1: Unadjusted quoted prices in active markets for identical assets or liabilities at the measurement date.

Level 2: Observable inputs which fails to meet Level 1, and not using unobservable inputs. Unobservable inputs are inputs for which market data are not available.

Level 3: Significant unobservable inputs.

The following table presents the fair value of the Group's property, plant and equipment measured at the end of the reporting period on a recurring basis, categorised into the three-level fair value hierarchy as defined in IFRS 13 *Fair value measurement*.

15 物業、廠房及設備(續)

附註：(續)

(d) 物業、廠房及設備的公允值計量

(i) 公允值之級別

公允值乃根據國際財務報告準則第13號公允值計量分為三個級別。公允值之級別分類乃參考估值方法所用參數的可觀察性及重大性而釐定，分類如下：

第一級別：於計量日活躍市場上相同資產或負債的標價(不做任何調整)。

第二級別：不符合第一級別的可觀察參數，及沒有使用不可觀察的參數。不可觀察的參數乃沒有市場數據可用的參數。

第三級別：重大不可觀察的參數。

下表分析於報告期末本集團之物業、廠房及設備按持續基準計量的公允值，並按國際財務報告準則13公允值計量之定義分為三個級別。

Fair value measurement
as at 31 December categorised into
於十二月三十一日公允值計量之分類

		Level 1	Level 2	Level 3	Total
		第一級別	第二級別	第三級別	總額
		US\$'000	US\$'000	US\$'000	US\$'000
		美元千元	美元千元	美元千元	美元千元
2016	二零一六年				
Office premises	商業樓宇	-	-	58,115	58,115
2015	二零一五年				
Office premises	商業樓宇	-	-	45,204	45,204

Notes to Financial Statements

財務報表附註

Year ended 31 December 2016 截至二零一六年十二月三十一日止年度

**15 PROPERTY, PLANT AND EQUIPMENT
(continued)****15 物業、廠房及設備(續)**

Notes: (continued)

附註：(續)

(d) Fair value measurements of property, plant and equipment
(continued)

(d) 物業、廠房及設備的公允值計量(續)

(i) Fair value hierarchy (continued)

(i) 公允值之級別(續)

During the years ended 31 December 2016 and 2015, there were no transfers between Level 1 and Level 2, or transfers into or out of Level 3. The Group's policy is to recognise transfers between levels of fair value hierarchy as at the end of the reporting period in which they occur.

截至二零一六年及二零一五年十二月三十一日止年度內，並無第一及第二級別之間之轉移，或轉入或轉出第三級別。本集團之政策乃於報告期末確認當期發生的級別間之轉移。

The following table shows the valuation techniques used in the determination of fair values within Level 3 of the hierarchy, as well as the key unobservable inputs at the end of the reporting period used in the valuation models.

下表顯示第三級別的公允值於報告期末所採用之估值方法及其估值模式中使用的不可觀察的參數。

Type 種類	Valuation technique 估值方法	Key unobservable inputs 不可觀察的參數
Office premises in Hong Kong 位於香港的商業樓宇	Market comparison approach 市場比較法	Estimated price of US\$38,719 (2015: US\$31,251) per square metre 每平方米之估計價格38,719美元 (二零一五年：31,251美元)
Office premises in mainland China 位於中國大陸的商業樓宇	Market comparison approach 市場比較法	Estimated price of US\$6,699 – US\$7,614 (2015: US\$5,442 – US\$6,799) per square metre 每平方米之估計價格6,699美元 – 7,614 美元(二零一五年：5,442美元 – 6,799 美元)

Notes to Financial Statements

財務報表附註

Year ended 31 December 2016 截至二零一六年十二月三十一日止年度

**15 PROPERTY, PLANT AND EQUIPMENT
(continued)**

Notes: (continued)

(d) Fair value measurements of property, plant and equipment
(continued)

(ii) Information about level 3 fair value measurements

Office premises of the Group were revalued based on valuations performed by Castores Magi (Hong Kong) Limited, an external independent and qualified valuers. The Group's finance team discussed with the valuers on the valuation assumptions and results when the valuation was performed for annual financial reporting purpose.

The fair value of the office premises in Hong Kong and mainland China are determined using market comparison approach by reference to recent quotation or sale prices of comparable properties on a price per square metre basis.

A significant increase/decrease in the estimated price per square metre would result in a significant increase/decrease in the fair value of the office premises.

15 物業、廠房及設備(續)

附註：(續)

(d) 物業、廠房及設備的公允值計量(續)

(ii) 有關第三級別公允值計量之資料

本集團之商業樓宇的公允值乃根據由嘉漫(香港)有限公司(外部獨立及合資格評估師)所作之評估釐定。因年度財務報告而進行物業評估時,本集團之財務團隊均會與評估師討論其評估的假設及結果。

位於香港及中國大陸的商業樓宇之公允值乃按市場比較法釐定,參考類似物業的近期報價或售價(每平方米)。

每平方米之估計價格的重大上升/下跌會導致商業樓宇之公允值重大上升/下跌。

16 INVESTMENT PROPERTIES**16 投資物業**

			2016 二零一六年	2015 二零一五年
		Note 附註	US\$'000 美元千元	US\$'000 美元千元
Carrying amount at 1 January	於一月一日之賬面值		16,365	18,927
Net changes in fair value	公允值變動淨額	7	(272)	(1,675)
Transfer to owner-occupied properties	轉到自用物業	15	(1,625)	(155)
Exchange realignment	匯兌調整		(955)	(732)
Carrying amount at 31 December	於十二月三十一日之賬面值		13,513	16,365

Notes to Financial Statements

財務報表附註

Year ended 31 December 2016 截至二零一六年十二月三十一日止年度

16 INVESTMENT PROPERTIES (continued)

16 投資物業(續)

Notes:

附註:

(a) All investment properties of the Group are situated in mainland China.

(a) 所有投資物業皆位於中國大陸。

(b) Fair value measurements of investment properties

(b) 投資物業的公允價值計量

(i) Fair value hierarchy

(i) 公允價值之級別

The following table presents the fair value of the Group's investment properties measured at the end of the reporting period on a recurring basis, categorised into the three-level fair value hierarchy as defined in IFRS 13 Fair value measurement.

下表分析於報告期末本集團之投資物業按持續基準計量的公允價值，並按國際財務報告準則13號公允價值計量之定義分為三個級別。

Fair value measurement
as at 31 December categorised into
於十二月三十一日公允價值計量之分類

		Level 1	Level 2	Level 3	Total
		第一級別	第二級別	第三級別	總額
		US\$'000	US\$'000	US\$'000	US\$'000
		美元千元	美元千元	美元千元	美元千元
2016	二零一六年				
Investment properties	投資物業	-	-	13,513	13,513
2015	二零一五年				
Investment properties	投資物業	-	-	16,365	16,365

During the years ended 31 December 2016 and 2015, there were no transfers between Level 1 and Level 2, or transfers into or out of Level 3. The Group's policy is to recognise transfers between levels of fair value hierarchy as at the end of the reporting period in which they occur.

截至二零一六年及二零一五年十二月三十一日止年度內，並無第一及第二級別之間之轉移，或轉入或轉出第三級別。本集團之政策乃於報告期末確認當期發生的級別間之轉移。

The following table shows the valuation techniques used in the determination of fair values within Level 3 of the hierarchy, as well as the key unobservable inputs at the end of reporting period used in the valuation models.

下表顯示第三級別的公允價值於報告期末所採用之估值方法及其估值模式中使用的不可觀察的參數。

Notes to Financial Statements

財務報表附註

Year ended 31 December 2016 截至二零一六年十二月三十一日止年度

16 INVESTMENT PROPERTIES (continued)

16 投資物業(續)

Notes: (continued)

附註：(續)

(b) Fair value measurements of investment properties (continued)

(b) 投資物業的公允值計量(續)

(i) Fair value hierarchy (continued)

(i) 公允值之級別(續)

Type 種類	Valuation technique 估值方法	Key unobservable inputs 不可觀察的參數
Factories and farms in mainland China 位於中國大陸的廠房及農場	Market comparison approach 市場比較法	Estimated price of US\$4 – US\$458 (2015: US\$4 – US\$303) per square metre 每平方米之估計價格4美元 – 458美元 (二零一五年：4美元 – 303美元)
Commercial buildings in mainland China 位於中國大陸的商業樓宇	Market comparison approach 市場比較法	Estimated price of US\$417 – US\$475 (2015: US\$420 – US\$479) per square metre 每平方米之估計價格417美元 – 475美元 (二零一五年：420美元 – 479美元)

(ii) Information about level 3 fair value measurements

(ii) 有關第三級別公允值計量之資料

Investment properties of the Group were revalued based on valuations performed by Castores Magi (Hong Kong) Limited and Beijing Huadeheng Assets Evaluation Co., Ltd., both are external independent and qualified valuers. The Group's finance team discussed with the valuers on the valuation assumptions and results when the valuation was performed for annual financial reporting purpose.

本集團之投資物業的公允值乃根據由嘉漫(香港)有限公司及北京華德恆資產評估有限公司(均為外部獨立及合資格評估師)所作之評估釐定。因年度財務報告而進行物業評估時，本集團之財務團隊均會與評估師討論其評估的假設及結果。

The fair value of the investment properties are determined using market comparison approach by reference to recent quotation or sale prices of comparable properties on a price per square metre basis.

投資物業之公允值乃按市場比較法釐定，參考類似物業的近期報價或售價(每平方米)。

A significant increase/decrease in the estimated price per square metre would result in a significant increase/decrease in the fair value of the investment properties.

每平方米之估計價格的重大上升/下跌會導致投資物業之公允值重大上升/下跌。

Notes to Financial Statements

財務報表附註

Year ended 31 December 2016 截至二零一六年十二月三十一日止年度

17 LAND LEASE PREPAYMENTS

17 預付土地租賃費

			2016 二零一六年	2015 二零一五年
		Note 附註	US\$'000 美元千元	US\$'000 美元千元
Carrying amount at 1 January	於一月一日賬面值		108,874	65,030
<u>Continuing operations</u>	<u>持續經營業務</u>			
Acquisition of subsidiaries	收購附屬公司	38	29,792	–
Additions	添置		4,699	57,471
Amortisation provided during the year	年內計提攤銷	9	(3,588)	(3,117)
Disposal	出售		(94)	(4,965)
Exchange realignment	匯兌調整		(7,687)	(4,474)
<u>Discontinued operations</u>	<u>已終止經營業務</u>			
Amortisation provided during the period	期內計提攤銷		–	(17)
Exchange realignment	匯兌調整		–	1
Distribution in specie	實物分派	39	–	(1,055)
Carrying amount at 31 December	於十二月三十一日賬面值		131,996	108,874
Current portion included in prepayments, deposits and other receivables	包含於預付賬款、按金及其他應收賬款之流動部分		(3,589)	(3,126)
Non-current portion	非流動部分		128,407	105,748
Analysis of leasehold land by location:	依據租賃土地所在位置 分析如下：			
Mainland China	中國大陸		123,955	100,782
Vietnam	越南		8,041	8,092
			131,996	108,874

Note:

At 31 December 2016, certain of the Group's leasehold land with an aggregate carrying amount of approximately US\$43,246,000 (2015: US\$11,723,000) were pledged to secure certain bank borrowings of the Group (note 31(b)).

附註：

於二零一六年十二月三十一日，本集團之若干租賃土地合計賬面值約4,324.6萬美元（二零一五年：1,172.3萬美元），已作為本集團若干銀行借款之抵押品（附註31(b)）。

Notes to Financial Statements

財務報表附註

Year ended 31 December 2016 截至二零一六年十二月三十一日止年度

18 BIOLOGICAL ASSETS

18 生物資產

		Breeders and layers 育種禽畜 及蛋雞 US\$'000 美元千元 (note (a)) (附註(a))	Current livestock – swine 當期禽畜 – 豬隻 US\$'000 美元千元 (note (b)) (附註(b))	Other biological assets 其他 生物資產 US\$'000 美元千元 (note (c)) (附註(c))	Total 總計 US\$'000 美元千元
At 1 January 2016:	於二零一六年一月一日：				
At cost less accumulated depreciation and impairment:	成本減累計折舊 及減值：				
Cost	成本	83,094	–	25,809	108,903
Accumulated depreciation and impairment	累計折舊及減值	(20,530)	–	–	(20,530)
		62,564	–	25,809	88,373
At fair value less costs of disposal	公允值減處置成本	–	260,318	–	260,318
		62,564	260,318	25,809	348,691
Net carrying amount:	賬面淨值：				
At 1 January 2016	於二零一六年一月一日	62,564	260,318	25,809	348,691
Acquisition of subsidiaries	收購附屬公司	6,789	–	–	6,789
Increase due to purchases/raising	因購買／養殖而增加	79,830	776,038	146,851	1,002,719
Net changes in fair value less costs of disposal	公允值減處置成本 變動淨額	–	(33,009)	–	(33,009)
Depreciation provided during the year	年內計提折舊	(28,174)	–	–	(28,174)
Decrease due to sales	因銷售而減少	(14,799)	(710,115)	(147,265)	(872,179)
Decrease due to culling	因屠宰而減少	(28,407)	(7,139)	–	(35,546)
Exchange realignment	匯兌調整	(1,162)	(4,014)	(317)	(5,493)
At 31 December 2016	於二零一六年 十二月三十一日	76,641	282,079	25,078	383,798
At 31 December 2016:	於二零一六年 十二月三十一日：				
At cost less accumulated depreciation and impairment:	成本減累計折舊及減值：				
Cost	成本	98,115	–	25,078	123,193
Accumulated depreciation and impairment	累計折舊及減值	(21,474)	–	–	(21,474)
		76,641	–	25,078	101,719
At fair value less costs of disposal	公允值減處置成本	–	282,079	–	282,079
		76,641	282,079	25,078	383,798
Analysed into:	分析如下：				
Current biological assets	當期生物資產	19,425	282,079	25,078	326,582
Non-current biological assets	非當期生物資產	57,216	–	–	57,216
		76,641	282,079	25,078	383,798

Notes to Financial Statements

財務報表附註

Year ended 31 December 2016 截至二零一六年十二月三十一日止年度

18 BIOLOGICAL ASSETS (continued)

18 生物資產(續)

		Breeders and layers 育種禽畜 及蛋雞 US\$'000 美元千元 (note (a)) (附註(a))	Current livestock – swine 當期禽畜 – 豬隻 US\$'000 美元千元 (note (b)) (附註(b))	Other biological assets 其他 生物資產 US\$'000 美元千元 (note (c)) (附註(c))	Total 總計 US\$'000 美元千元
At 1 January 2015:	於二零一五年一月一日:				
At cost less accumulated depreciation and impairment:	成本減累計折舊 及減值:				
Cost	成本	84,041	–	27,943	111,984
Accumulated depreciation and impairment	累計折舊及減值	(20,965)	–	–	(20,965)
		63,076	–	27,943	91,019
At fair value less costs of disposal	公允值減處置成本	–	252,086	–	252,086
		63,076	252,086	27,943	343,105
Net carrying amount:	賬面淨值:				
At 1 January 2015	於二零一五年一月一日	63,076	252,086	27,943	343,105
Increase due to purchases/raising	因購買/養殖而增加	60,997	704,541	156,416	921,954
Net changes in fair value less costs of disposal	公允值減處置成本 變動淨額	–	6,954	–	6,954
Depreciation provided during the year	年內計提折舊	(26,623)	–	–	(26,623)
Decrease due to sales	因銷售而減少	(4,907)	(675,575)	(157,206)	(837,688)
Decrease due to culling	因屠宰而減少	(26,834)	(15,214)	–	(42,048)
Exchange realignment	匯兌調整	(3,145)	(12,474)	(1,344)	(16,963)
At 31 December 2015	於二零一五年 十二月三十一日	62,564	260,318	25,809	348,691
At 31 December 2015:	於二零一五年 十二月三十一日:				
At cost less accumulated depreciation and impairment:	成本減累計折舊 及減值:				
Cost	成本	83,094	–	25,809	108,903
Accumulated depreciation and impairment	累計折舊及減值	(20,530)	–	–	(20,530)
		62,564	–	25,809	88,373
At fair value less costs of disposal	公允值減處置成本	–	260,318	–	260,318
		62,564	260,318	25,809	348,691
Analysed into:	分析如下:				
Current biological assets	當期生物資產	13,083	260,318	25,809	299,210
Non-current biological assets	非當期生物資產	49,481	–	–	49,481
		62,564	260,318	25,809	348,691

Notes to Financial Statements

財務報表附註

Year ended 31 December 2016 截至二零一六年十二月三十一日止年度

18 BIOLOGICAL ASSETS (continued)

Notes:

(a) Breeders and layers

Breeders and layers of the Group are (i) sows and boars (collectively “swine breeders”) held for the production of piglets for sales and/or further raising to become swine parent stock or fattening pigs, (ii) chicken breeders held for production of hatching eggs in order to produce day-old chicks, and (iii) layers held for the production of consumable eggs.

Breeders and layers are stated at cost less accumulated depreciation and any accumulated impairment losses as (i) they are not sold by the Group and no active market exists; (ii) other references to market prices such as market prices for similar assets are not available; and (iii) valuation based on a discounted cash flow method is considered unreliable given the uncertainty with respect to external factors, such as climate and mortality rates, etc.

Cost includes all costs incurred during the growth cycle (e.g. cost of new born animals, feed costs and farmer fees). Swine breeders are depreciated using the straight-line method over their productive period of 24 to 36 months starting from the reproduction phase, while chicken breeders and layers are depreciated using the straight-line method over their productive period of 12 months, both taking into account a residual value.

(b) Current livestock – swine

Current livestock – swine are piglets and fattening swines and are stated at fair value less costs of disposal. Fair values are determined based on market prices, and where transaction prices are not available for certain age groups, based on prevailing market prices of other age groups, with adjustments taking into account difference in weight.

(c) Other biological assets

Other biological assets comprise poultry and aquatic livestock other than breeders and layers.

18 生物資產(續)

附註：

(a) 育種禽畜及蛋雞

本集團的育種禽畜及蛋雞包括 (i) 持作生產小豬作銷售及／或進一步養殖成生產用豬或育肥豬的母豬及公豬(統稱「育種豬隻」)；(ii) 持作生產種蛋以生產日齡小雞的育種雞隻；及 (iii) 持作生產食用蛋的蛋雞。

育種禽畜及蛋雞按成本減累計折舊及任何累計減值虧損列賬，原因為 (i) 本集團並不出售育種禽畜及蛋雞，而育種禽畜及蛋雞亦無活躍市場；(ii) 並無類似資產的市場報價作為市場報價的其他參考；及 (iii) 由於外在因素，例如氣候、存活率等存在不明朗因素，因此按貼現現金流量法作出的估值並不可靠。

成本包括生長週期產生的所有成本(例如新生動物的成本、飼料成本及農戶的費用)。育種豬隻自繁殖期起計二十四至三十六個月的生產期內，而育種雞隻及蛋雞自繁殖期起計十二個月的生產期內，兩者於扣除剩餘價值後皆以直線法計提折舊。

(b) 當期禽畜 — 豬隻

當期禽畜 — 豬隻包括小豬及育肥豬，並按公允價值減處置成本列賬。公允價值按市場報價釐定，倘若若干年齡組別並無交易價格，則根據其他相近年齡組別的當前市場報價並考慮重量的差別後釐定。

(c) 其他生物資產

其他生物資產包括除育種禽畜及蛋雞以外的家禽及水產。

Notes to Financial Statements

財務報表附註

Year ended 31 December 2016 截至二零一六年十二月三十一日止年度

18 BIOLOGICAL ASSETS (continued)

Notes: (continued)

(c) Other biological assets (continued)

Poultry livestock are pullets, broilers and hatching eggs, while aquatic livestock comprise shrimp and fish. Poultry and aquatic livestock are stated at cost less any impairment losses, which are not materially different from their fair value due to short production cycle.

(d) An analysis of the estimates of physical quantities of the Group's biological assets as at the end of the reporting period is as follows:

Livestock	禽畜
Aquatic	水產

The estimates of physical quantities of biological assets were based on experience and historical data. The Group conducts full physical count in swine farms by rotation to ascertain the quantity and physical condition of swine and project the overall weight. For poultry livestock, the Group performs real time update on stock movement to project the overall weight. For aquatic livestock, the Group uses sampling method to project the overall weight.

18 生物資產(續)

附註：(續)

(c) 其他生物資產(續)

家禽包括小母雞、肉雞及種蛋，而水產則包括蝦及魚。家禽及水產按成本減任何減值虧損列賬，並且由於生產期短使其成本減任何累計減值虧損與其公允值無重大差別。

(d) 本集團於報告末期之生物資產的實際數量估計如下：

	2016 二零一六年 Tons 噸	2015 二零一五年 Tons 噸
Livestock	244,000	199,000
Aquatic	8,500	15,000

本集團的生物資產實際數量之估計乃基於經驗及歷史數據。本集團於豬場交替進行全面的點算，以確定豬隻的數量及狀況，及估算整體重量。本集團對禽畜的變動進行實時更新以估算其總重量。本集團對水產生物資產採用抽樣方法來估算其總重量。

Notes to Financial Statements

財務報表附註

Year ended 31 December 2016 截至二零一六年十二月三十一日止年度

18 BIOLOGICAL ASSETS (continued)

Notes: (continued)

(e) Fair value measurement of biological assets

(i) Fair value hierarchy

The following table presents the fair value of the Group's biological assets measured at the end of the reporting period on a recurring basis, categorised into the three-level fair value hierarchy as defined in IFRS 13 Fair value measurement.

18 生物資產(續)

附註：(續)

(e) 生物資產的公允值計量

(i) 公允值之級別

下表分析於報告期末本集團之生物資產按持續基準計量的公允值，並按國際財務報告準則13公允值計量之定義分為三個級別。

		Fair value measurement as at 31 December categorised into 於十二月三十一日公允值計量之分類			
		Level 1 第一級別 US\$'000 美元千元	Level 2 第二級別 US\$'000 美元千元	Level 3 第三級別 US\$'000 美元千元	Total 總額 US\$'000 美元千元
2016	二零一六年				
Current livestock – Swine	當期禽畜 – 豬隻	–	–	282,079	282,079
2015	二零一五年				
Current livestock – Swine	當期禽畜 – 豬隻	–	–	260,318	260,318

During the years ended 31 December 2016 and 2015, there were no transfers between Level 1 and Level 2, or transfers into or out of Level 3. The Group's policy is to recognise transfers between levels of fair value hierarchy as at the end of the reporting period in which they occur.

截至二零一六年及二零一五年十二月三十一日止年度內，並無第一及第二級別之間之轉移，或轉入或轉出第三級別。本集團之政策乃於報告期末確認當期發生的級別間之轉移。

Notes to Financial Statements

財務報表附註

Year ended 31 December 2016 截至二零一六年十二月三十一日止年度

18 BIOLOGICAL ASSETS (continued)

18 生物資產(續)

Notes: (continued)

附註：(續)

(e) Fair value measurement of biological assets (continued)

(e) 生物資產的公允值計量(續)

(i) Fair value hierarchy (continued)

(i) 公允值之級別(續)

The following table shows the valuation techniques used in the determination of fair values within Level 3 of the hierarchy, as well as the key unobservable inputs at the end of the reporting period used in the valuation models.

下表顯示第三級別的公允值於報告期末所採用之估值方法及其估值模式中使用的不可觀察的參數。

Type 種類	Valuation technique 估值方法	Key unobservable inputs 不可觀察的參數
Current livestock – swine 當期禽畜 – 豬隻	Market comparison approach 市場比較法	Transaction prices of: Suckling swine US\$57.1 to US\$66.7 (2015: US\$57.8 to US\$67.8) per head Weanling swine US\$60.2 to US\$92.7 (2015: US\$61.6 to US\$105.6) per head Fattening swine US\$1.5 to US\$1.6 (2015: US\$2.0 to US\$2.2) per kg 交易價格： 乳豬每頭57.1美元至66.7美元 (二零一五年：57.8美元至67.8美元) 小豬每頭60.2美元至92.7美元 (二零一五年：61.6美元至105.6美元) 育肥豬每公斤1.5美元至1.6美元 (二零一五年：2.0美元至2.2美元)

(ii) Information about level 3 fair value measurements

(ii) 有關第三級別公允值計量之資料

The fair value of current livestock – swine is performed by the Group's relevant finance department and operations team on a quarterly basis using a series of systematic procedures.

當期禽畜 – 豬隻之公允值乃於每季由本集團相關財務部門及營運團隊按一系列有系統的程序進行估值。

There is an active market for live swine in Vietnam. The fair value of suckling swine, weanling swine and fattening swine are determined based on transaction price per head and their weight.

越南存在活豬的活躍市場。乳豬、小豬及育肥豬之公允值乃根據每頭交易價格及重量而釐定。

The estimated fair value of swine increases/decreases as a result of an increase/decrease in the transaction price. As at 31 December 2016, if transaction price increases/decreases by 10%, the estimated fair value of swine would have increased/decreased by US\$27,004,000 (2015: US\$25,586,000).

豬隻的公允值估計隨著交易價格的上升/下跌而上升/下跌。於二零一六年十二月三十一日，假設交易價格上升/下跌10%，豬隻的公允值估計將上升/下跌2,700.4萬美元(二零一五年：2,558.6萬美元)。

Notes to Financial Statements

財務報表附註

Year ended 31 December 2016 截至二零一六年十二月三十一日止年度

19 INTANGIBLE ASSETS

19 無形資產

		Note	2016 二零一六年 US\$'000 美元千元	2015 二零一五年 US\$'000 美元千元
		附註		
At 1 January:	於一月一日：			
Cost	成本		38,460	40,242
Accumulated amortisation	累計攤銷		(4,291)	(1,710)
Net carrying amount	賬面淨值		34,169	38,532
Net carrying amount:	賬面淨值：			
At 1 January	於一月一日		34,169	38,532
Amortisation provided during the year	年內計提攤銷	9	(2,597)	(2,745)
Exchange realignment	匯兌調整		(2,108)	(1,618)
At 31 December	於十二月三十一日		29,464	34,169
At 31 December:	於十二月三十一日：			
Cost	成本		35,960	38,460
Accumulated amortisation	累計攤銷		(6,496)	(4,291)
Net carrying amount	賬面淨值		29,464	34,169

Note:

The Group's intangible asset represents customer relationship of the Group which is stated at cost less accumulated amortisation and impairment losses.

The amortisation charge for the year is included in "selling and distribution costs" in profit or loss.

附註：

本集團之無形資產乃本集團之客戶關係按成本減去累計攤銷及減值虧損後列賬。

本年計提之攤銷包含於損益中的「銷售及分銷成本」。

Notes to Financial Statements

財務報表附註

Year ended 31 December 2016 截至二零一六年十二月三十一日止年度

20 INTERESTS IN SUBSIDIARIES

20 於附屬公司的權益

Particulars of the Company's principal subsidiaries are as follows:

各主要附屬公司之詳情如下：

Company name 公司名稱	Place of incorporation/ registration and operations 註冊成立/ 營運地點	Issued ordinary/ registered capital 已發行普通股/ 註冊資本	Percentage of attributable equity interest held by		Principal activities 主要業務
			Company 應佔持有股權百分比 本公司	Group 本集團	
CP China Investment Limited	Cayman Islands/ Hong Kong 開曼群島/香港	US\$79,228,000 79,228,000美元	100.0%	100.0%	Investment holding 投資控股
Chia Tai (China) Investment Co., Ltd. ("CTI") ^(iv) 正大(中國)投資有限公司 (「正大中國」) ^(iv)	PRC/PRC 中國/中國	US\$196,695,333 196,695,333美元	–	100.0%	Investment holding and trading of raw materials 投資控股及 原材料貿易
C. P. Premix (Tianjin) Co., Ltd. ^(iv) 正大預混料(天津)有限公司 ^(iv)	PRC/PRC 中國/中國	US\$23,812,500 23,812,500美元	–	100.0%	Manufacture and sale of animal feed 產銷禽畜飼料
Chengdu Chia Tai Company Limited ⁽ⁱⁱ⁾ 成都正大有限公司 ⁽ⁱⁱ⁾	PRC/PRC 中國/中國	US\$6,300,000 6,300,000美元	–	70.0%	Manufacture and sale of animal feed 產銷禽畜飼料
Fuzhou Da Fu Company Limited ^(iv) 福州大福有限公司 ^(iv)	PRC/PRC 中國/中國	US\$9,139,297 9,139,297美元	–	100.0%	Manufacture and sale of animal feed 產銷禽畜飼料
Huludao Chia Tai Husbandry Co., Ltd. ^(iv) 葫蘆島正大畜牧有限公司 ^(iv)	PRC/PRC 中國/中國	RMB28,100,000 28,100,000人民幣	–	100.0%	Manufacture and sale of animal feed 產銷禽畜飼料
Inner Mongolia Chia Tai Co., Ltd. ⁽ⁱⁱⁱ⁾ 內蒙古正大有限公司 ⁽ⁱⁱⁱ⁾	PRC/PRC 中國/中國	US\$8,190,700 8,190,700美元	–	90.4% ⁽ⁱ⁾	Manufacture and sale of animal feed 產銷禽畜飼料
Kuming Chia Tai Co., Ltd. ⁽ⁱⁱⁱ⁾ 昆明正大有限公司 ⁽ⁱⁱⁱ⁾	PRC/PRC 中國/中國	US\$6,405,300 6,405,300美元	–	92.4% ⁽ⁱ⁾	Manufacture and sale of animal feed 產銷禽畜飼料

Notes to Financial Statements

財務報表附註

Year ended 31 December 2016 截至二零一六年十二月三十一日止年度

20 INTERESTS IN SUBSIDIARIES (continued) 20 於附屬公司的權益(續)

Company name 公司名稱	Place of incorporation/ registration and operations 註冊成立/ 營運地點	Issued ordinary/ registered capital 已發行普通股/ 註冊資本	Percentage of attributable equity interest held by		Principal activities 主要業務
			Company 應佔持有股權百分比 本公司	Group 本集團	
Lanzhou Chia Tai Co., Ltd. ⁽ⁱⁱⁱ⁾ 蘭州正大有限公司 ⁽ⁱⁱⁱ⁾	PRC/PRC 中國/中國	US\$14,953,000 14,953,000美元	-	90.6% ⁽ⁱ⁾	Manufacture and sale of animal feed 產銷禽畜飼料
Nanning Chia Tai Animal Husbandry Comopany Limited ⁽ⁱⁱⁱ⁾ 南寧正大畜牧有限公司 ⁽ⁱⁱⁱ⁾	PRC/PRC 中國/中國	US\$6,774,500 6,774,500美元	-	91.6% ⁽ⁱ⁾	Manufacture and sale of animal feed 產銷禽畜飼料
Qingdao Chiatai Agricultural Development Co., Ltd. ^(iv) 青島正大農業發展有限公司 ^(iv)	PRC/PRC 中國/中國	US\$12,025,800 12,025,800美元	-	100.0%	Manufacture and sale of animal feed 產銷禽畜飼料
Urumqi Chia Tai Animal Husbandry Co., Ltd. ⁽ⁱⁱⁱ⁾ 烏魯木齊正大畜牧有限公司 ⁽ⁱⁱⁱ⁾	PRC/PRC 中國/中國	RMB34,250,000 34,250,000人民幣	-	93.4% ⁽ⁱ⁾	Manufacture and sale of animal feed 產銷禽畜飼料
Xiangyang Chia Tai Co., Ltd. ^(iv) 襄陽正大有限公司 ^(iv)	PRC/PRC 中國/中國	RMB97,900,000 97,900,000人民幣	-	100.0%	Manufacture and sale of animal feed 產銷禽畜飼料
Fujian Chia Tai Food Co., Ltd. ("Fuijan Chia Tai") ⁽ⁱⁱ⁾ 福建正大食品有限公司 (「福建正大」) ⁽ⁱⁱ⁾	PRC/PRC 中國/中國	RMB218,000,000 218,000,000人民幣	-	70.0%	Investment holding and trading of chicken meat products 投資控股及 雞肉產品貿易
Hubei Chia Tai Co., Ltd. ("Hebei Chia Tai") ^(iv) 湖北正大有限公司 (「湖北正大」) ^(iv)	PRC/PRC 中國/中國	RMB280,000,000 280,000,000人民幣	-	100.0%	Manufacture and sale of animal feed and chicken meat products 產銷禽畜飼料及 雞肉產品

Notes to Financial Statements

財務報表附註

Year ended 31 December 2016 截至二零一六年十二月三十一日止年度

20 INTERESTS IN SUBSIDIARIES (continued) 20 於附屬公司的權益(續)

Company name 公司名稱	Place of incorporation/ registration and operations 註冊成立/ 營運地點	Issued ordinary/ registered capital 已發行普通股/ 註冊資本	Percentage of attributable equity interest held by		Principal activities 主要業務
			Company 應佔持有股權百分比 本公司	Group 本集團	
Chia Tai Food Enterprise (Qinhuangdao) Co., Ltd. ^(iv) 正大食品企業(秦皇島) 有限公司 ^(iv)	PRC/PRC 中國/中國	US\$117,460,000 117,460,000美元	-	100.0%	Manufacture and sale of value-added, processed food products 產銷增值加工食品
Chia Tai Food Enterprise (Qingdao) Co., Ltd. ^(iv) 正大食品企業(青島)有限公司 ^(iv)	PRC/PRC 中國/中國	US\$85,700,000 85,700,000美元	-	100.0%	Manufacture and sale of value-added, processed food products 產銷增值加工食品
C. P. Food (Xiangyang) Co., Ltd. ^(iv) 正大食品(襄陽)有限公司 ^(iv)	PRC/PRC 中國/中國	RMB380,000,000 380,000,000人民幣	-	100.0%	Manufacture and sale of value-added, processed food products 產銷增值加工食品
Jilin Chia Tai Food Co., Ltd. ^(iv) 吉林正大食品有限公司 ^(iv)	PRC/PRC 中國/中國	RMB240,000,000 240,000,000人民幣	-	100.0%	Manufacture and sale of value-added, processed food products 產銷增值加工食品
Modern State Investments Limited	British Virgin Island/ Hong Kong 英屬維爾京群島/香港	US\$106,984,000 106,984,000美元	100.0%	100.0%	Investment holding and provision of technical services 投資控股及 提供技術服務
C. P. Vietnam Corporation ("CPVC")	Vietnam/Vietnam 越南/越南	VND1,741,792,500,000 1,741,792,500,000 越南盾	-	70.8%	Integrated agri-food business 綜合農牧食品業務
Hannick Limited	Hong Kong/Hong Kong 香港/香港	2 shares 2股股份	-	100.0%	Property investment 物業投資

Notes to Financial Statements

財務報表附註

Year ended 31 December 2016 截至二零一六年十二月三十一日止年度

20 INTERESTS IN SUBSIDIARIES (continued)

Notes:

- (i) The Group is only entitled to 85% of the subsidiary's earnings. The remaining 15% is attributable to the PRC joint venture partner.
- (ii) Established as a contractual joint venture under PRC law.
- (iii) Established as a cooperative joint venture under PRC law.
- (iv) Established as a wholly-foreign-owned enterprise under PRC law.

The above table lists out the subsidiaries of the Company which, in the opinion of the directors, principally affected the Group's profits and losses or formed a substantial portion of the Group. To give details of all the other subsidiaries would, in the opinion of the directors, result in particulars of excessive length.

21 INTERESTS IN JOINT VENTURES**20 於附屬公司的權益(續)**

附註：

- (i) 本集團僅有權享有其盈利之85%，其餘之15%歸中國合夥人所有。
- (ii) 按中國法律成立為合資經營企業。
- (iii) 按中國法律成立為合作經營企業。
- (iv) 按中國法律成立為外資全資擁有企業。

上表中所列示之本公司附屬公司，董事認為，主要影響本年度業績或佔本集團淨資產的大部份。董事認為，列出所有其他附屬公司的詳細資料會導致篇幅過於冗長。

21 於合營企業的權益

		2016 二零一六年	2015 二零一五年
	Note 附註	US\$'000 美元千元	US\$'000 美元千元
Investments in joint ventures, included in non-current assets: Share of net assets	於合營企業的投資， 包含於非流動資產內： 應佔淨資產	(a) 19,289	19,669
Due from joint ventures, included in prepayments, deposits and other receivables	應收合營企業款項，包含 於預付賬款、按金及 其他應收賬款	27(a) 1,413	195
Due to joint ventures, included in other payables and accruals	應付合營企業款項，包含於 其他應付賬款及預提費用	30(a) (8,136)	(10,530)
Interests in joint ventures	於合營企業的權益	12,566	9,334

Notes to Financial Statements

財務報表附註

Year ended 31 December 2016 截至二零一六年十二月三十一日止年度

21 INTERESTS IN JOINT VENTURES
(continued)

21 於合營企業的權益(續)

Notes:

附註:

- (a) The Group has interests in a number of joint ventures, none of which is regarded as individually material. The following table summarises, in aggregate, the financial information of all individually immaterial joint ventures that are accounted for using the equity method:

- (a) 本集團於數家合營企業擁有權益，惟無任何獨立一家被視為重大。下表概述以權益法列賬之個別而言非重大的合營企業之財務資料總計：

		Carrying amount 賬面值 US\$'000 美元千元	Profit for the period/year 本期/年溢利 US\$'000 美元千元	Other comprehensive income 其他全面收益 US\$'000 美元千元	Total comprehensive income 全面收益總額 US\$'000 美元千元
2016	二零一六年				
Group effective interest	本集團有效權益	19,289	4,129	(1,278)	2,851
2015	二零一五年				
Group effective interest	本集團有效權益				
- Continuing operations	- 持續經營業務	19,669	3,679	(873)	2,806
- Discontinued operations	- 已終止經營業務	-	1,581	(1,057)	524
		19,669	5,260	(1,930)	3,330

- (b) The Group's trade receivable and trade payable balances with joint ventures are disclosed in note 26(c) and 29 to the financial statements, respectively.

- (b) 本集團源自合營企業之應收及應付貿易賬款餘額，已分別披露於財務報表之附註26(c)及29。

Notes to Financial Statements

財務報表附註

Year ended 31 December 2016 截至二零一六年十二月三十一日止年度

**21 INTERESTS IN JOINT VENTURES
(continued)**

Notes: (continued)

- (c) Particulars of the joint ventures, which are indirectly held by the Company, are as follows:

21 於合營企業的權益(續)

附註：(續)

- (c) 由本公司間接持有之合營企業詳情如下：

Company name 公司名稱	Place of incorporation/ registration and operations 註冊成立/ 營運地點	Registered capital 注冊資本	Percentage of 持有百分比		Principal activities 主要業務
			Interest attributable to the Group 本集團 應佔權益	Profit sharing 應佔溢利	
Beijing Chia Tai Feedmill Limited 北京正大飼料有限公司	PRC/PRC 中國/中國	US\$5,000,000 5,000,000美元	50.0%	50.0%	Manufacture and sale of animal feed 產銷禽畜飼料
Handan Chia Tai Feed Co., Ltd. 邯鄲正大飼料有限公司	PRC/PRC 中國/中國	RMB11,200,000 11,200,000人民幣	50.0%	50.0%	Manufacture and sale of animal feed 產銷禽畜飼料
Henan East Chia Tai Co., Ltd. 河南東方正大有限公司	PRC/PRC 中國/中國	US\$5,400,000 5,400,000美元	50.0%	50.0%	Manufacture and sale of animal feed 產銷禽畜飼料
Jilin Chia Tai Enterprise Co., Ltd. 吉林正大實業有限公司	PRC/PRC 中國/中國	RMB70,000,000 70,000,000人民幣	50.0%	50.0%	Manufacture and sale of animal feed 產銷禽畜飼料

Notes to Financial Statements

財務報表附註

Year ended 31 December 2016 截至二零一六年十二月三十一日止年度

22 INTERESTS IN ASSOCIATES

22 於聯營公司的權益

			2016 二零一六年	2015 二零一五年
		Note 附註	US\$'000 美元千元	US\$'000 美元千元
Investments in associates, included in non-current assets:	於聯營公司的投資， 包含於非流動資產內：			
Share of net assets	應佔淨資產	(a)	76,411	48,200
Goodwill on acquisition	收購產生的商譽	(b)	28,868	–
			105,279	48,200
Due to associates, included in other payables and accruals	應付聯營公司款項，包含於 其他應付賬款 及預提費用	30(a)	(50)	(43)
Interests in associates	於聯營公司的權益		105,229	48,157

Notes:

附註：

(a) The Group has interests in a number of associates, none of which is regarded as individually material. The following table summarises, in aggregate, the financial information of all individually immaterial associates that are accounted for using the equity method:

(a) 本集團於數家聯營公司擁有權益，惟無任何獨立一家被視為個別重大。下表概述以權益法列賬之個別而言非重大的聯營公司之財務資料總計：

		Carrying amount 賬面值 US\$'000 美元千元	Profit for the period/year 本期/年溢利 US\$'000 美元千元	Other comprehensive income 其他全面收益 US\$'000 美元千元	Total comprehensive income 全面收益總額 US\$'000 美元千元
2016	二零一六年				
Group effective interest	本集團有效權益	105,279	11,091	(5,051)	6,040
2015	二零一五年				
Group effective interest	本集團有效權益				
– Continuing operations	– 持續經營業務	48,200	11,352	(2,127)	9,225
– Discontinued operations	– 已終止經營業務	–	1,877	21	1,898
		48,200	13,229	(2,106)	11,123

Notes to Financial Statements

財務報表附註

Year ended 31 December 2016 截至二零一六年十二月三十一日止年度

22 INTERESTS IN ASSOCIATES (continued)

22 於聯營公司的權益(續)

Notes: (continued)

附註：(續)

(b) Particulars of the principal associates, which are indirectly held by the Company, are as follows:

(b) 由本公司間接持有之主要聯營公司詳情如下：

Company name 公司名稱	Place of incorporation/ registration and operations 註冊成立/ 營運地點	Issued ordinary/ registered capital 已發行普通股/ 註冊資本	Percentage of 持有百分比		Principal activities 主要業務
			Interest attributable to the Group 本集團 應佔權益	Profit sharing 應佔溢利	
Conti Chia Tai International Limited* 康地正大國際有限公司*	Hong Kong/ PRC 香港/中國	HK\$3,122,000 3,122,000港元	50.0%	50.0%	Investment holding, and manufacture and sale of animal feed 投資控股及 產銷禽畜飼料
Qingdao Yi Bang Bio-Engineering Co., Ltd. ("Qingdao Yi Bang")*(i) 青島易邦生物工程有限公 司 〔青島易邦〕*(i)	PRC/PRC 中國/中國	RMB28,409,090 28,409,090人民幣	12.0%	12.0%	Manufacture and sale of animal vaccine 產銷動物疫苗

* Since the Group is not in a position to exercise joint control over the economic activity of the entities but has significant influence over the entities, the Group's interests therein are classified as interests in associates.

* 由於本集團未能對該等公司之商業活動行使共同控制，但對該等公司有重大影響力，本集團持有之權益遂歸類為於聯營公司的權益。

(i) During the year ended 31 December 2016, the Group acquired a 12.0% interest in Qingdao Yi Bang, which is principally engaged in the manufacture and sale of animal vaccine in the PRC. The consideration for the acquisition was RMB260,000,000 (equivalent to US\$39,003,000) and was fully settled in the form of cash during the year. The Group has sent representative to the board of directors of Qingdao Yi Bang, and has significant influence over its financial and operating policies decisions.

(i) 截至二零一六年十二月三十一日止年度，本集團收購青島易邦12.0%股權，其主要於中國從事產銷動物疫苗。本次收購的代價為人民幣2.6億元（相當於3,900.3萬美元），並以現金形式已於本年全數支付。本集團於青島易邦的董事會派有代表，並對於其財務及營運政策的決定有重大影響。

Notes to Financial Statements

財務報表附註

Year ended 31 December 2016 截至二零一六年十二月三十一日止年度

23 AVAILABLE-FOR-SALE INVESTMENTS**23 可供出售之投資**

		2016 二零一六年 US\$'000 美元千元	2015 二零一五年 US\$'000 美元千元
Unlisted equity investments, at cost	非上市之權益投資，按成本	11,730	8,435

The unlisted equity investments are not stated at fair value but at cost because they do not have a quoted market price in an active market, the range of reasonable fair value estimates is significant for these investments and the probabilities of the various estimates cannot be reasonably assessed.

該等非上市權益投資乃按成本而非按公允價值列值，乃因其於活躍市場並無市場報價及就此等投資而言合理估計公允價值範圍過於廣闊以及存在無法合理評估多種估計之可能性。

24 GOODWILL**24 商譽**

		2016 二零一六年 US\$'000 美元千元	2015 二零一五年 US\$'000 美元千元
At 1 January	於一月一日	37,563	39,303
Exchange realignment	匯兌調整	(2,442)	(1,740)
At 31 December	於十二月三十一日	35,121	37,563

Goodwill represented the assets that do not meet the criteria for recognition in the financial statements including workforce and synergies that the Group expected to achieve through the business combinations.

商譽乃不符合確認為財務報表任何類別之資產，包括本集團預期通過業務合併可達到的人力及協同效應。

Goodwill is allocated to the Group's cash-generating units (CGU) identified according to the country of operation and the operating segment.

商譽按業務及經營分類的所屬國家分配到可識別的現金生產單位。

Goodwill is allocated to the China agri-food segment. The recoverable amount of the CGU is determined based on value-in-use calculations. These calculations use cash flow projections based on financial budgets approved by management covering a five-year period. Cash flows beyond the five-year period are extrapolated using an estimated weighted average growth rate of 3% (2015: 3%). The cash flows are discounted using a discount rate of 14.9%–18.9% (2015: 14.9%–18.9%). The discount rates used are pre-tax and reflect specific risks relating to the relevant CGUs.

商譽乃分配到中國農牧食品業務分類。現金生產單位的可收回金額乃按使用價值計算得出。該等計算乃按根據管理層核准涵蓋5年期的財務預算進行的現金流量預測。超過5年期的現金流量乃按3%（二零一五年：3%）的估計加權平均增長率進行推算。現金流量預測按現率14.9%–18.9%（二零一五年：14.9%–18.9%）進行折現。採用之折現率乃稅前，並反映與該相關現金生產單位有關之特別風險。

Notes to Financial Statements

財務報表附註

Year ended 31 December 2016 截至二零一六年十二月三十一日止年度

25 INVENTORIES

25 存貨

		2016 二零一六年 US\$'000 美元千元	2015 二零一五年 US\$'000 美元千元
Raw materials	原料	444,359	395,769
Work in progress	在製品	3,156	3,113
Finished goods	產成品	85,856	95,794
		533,371	494,676

26 TRADE AND BILLS RECEIVABLES

26 應收貿易賬款及票據

		2016 二零一六年 US\$'000 美元千元	2015 二零一五年 US\$'000 美元千元
Trade receivables	應收貿易賬款	196,027	141,313
Bills receivable	應收票據	6,875	7,039
		202,902	148,352

Depending on the requirements of the market and business, the Group may provide extend credit to its customers. The Group seeks to maintain strict control over its outstanding receivables. Overdue balances are reviewed regularly by management and interest may be charged by the Group for overdue trade receivables at rates determined by the Group with reference to market practice. In the opinion of the directors, there is no significant concentration of credit risk. An aging analysis of the Group's trade and bills receivables, based on the date of delivery of goods, is as follows:

取決於市場及業務需求，本集團或給予客戶信貸期。本集團對結欠賬款採取嚴格之監控。管理層亦會定時檢查過期之結欠，及可能會按本集團參考市場慣例釐定之利率計息。按董事意見，本集團沒有重大集中信貸風險。本集團應收貿易賬款及票據之賬齡分析（以發貨日期為基準）如下：

		2016 二零一六年 US\$'000 美元千元	2015 二零一五年 US\$'000 美元千元
60 days or below	60日或以下	179,618	124,630
61 to 180 days	61至180日	24,788	22,610
181 to 360 days	181至360日	1,236	4,829
Over 360 days	多於360日	6,427	4,814
		212,069	156,883
Impairment	減值	(a) (9,167)	(8,531)
		(b) 202,902	148,352

Notes to Financial Statements

財務報表附註

Year ended 31 December 2016 截至二零一六年十二月三十一日止年度

26 TRADE AND BILLS RECEIVABLES
(continued)

26 應收貿易賬款及票據(續)

Notes:

附註:

- (a) The movements in the provision for impairment of trade and bills receivables during the year are as follows:

- (a) 年內應收貿易賬款及票據減值撥備變動如下:

		2016 二零一六年	2015 二零一五年
		US\$'000 美元千元	US\$'000 美元千元
		Note 附註	
At 1 January	於一月一日	8,531	3,205
Impairment during the year recognised in profit or loss, net	於年內已於損益確認之減值淨額	9	5,335
Uncollectible amounts written off	無法收回之撤銷金額	(316)	(9)
At 31 December	於十二月三十一日	9,167	8,531

Included in the above provision for impairment of trade and bills receivables is a provision for individually impaired trade and bills receivables of US\$7,872,000 (2015: US\$5,785,000) with a carrying amount before provision of the same amount. The individually impaired trade and bills receivables relate to customers who were in financial difficulties.

上述應收貿易賬款及票據減值撥備包括就賬面值為787.2萬美元(二零一五年: 578.5萬美元)之個別應收貿易賬款作出同額減值撥備。該個別應收貿易賬款及票據減值與有財務困難之客戶有關。

- (b) The aging analysis of trade and bills receivables that are neither individually nor collectively considered to be impaired is as follows:

- (b) 未被視為須作出減值之應收貿易賬款及票據賬齡分析如下:

		2016 二零一六年	2015 二零一五年
		US\$'000 美元千元	US\$'000 美元千元
Neither past due nor impaired	未到期或未減值	181,327	127,704
180 days or below past due	過期少於180日	19,101	16,791
Over 180 days past due	過期多於180日	689	1,404
		201,117	145,899

Receivables that were neither past due nor impaired related to customers for whom there was no recent history of default.

未到期或未減值之應收賬款與無歷史拖欠記錄之客戶有關。

Receivables that were past due but not impaired relate to independent customers that have a good track record with the Group. Based on past experience, the directors of the Company are of the opinion that no provision for impairment is necessary in respect of these balances as there has not been a significant change in credit quality and the balances are still considered fully recoverable.

過期但無減值之應收賬款與本集團有良好記錄之獨立客戶有關。根據過往經驗,本公司董事認為由於信貸品質並無重大變動及該等餘額仍被視為可全數收回,因此無須對該等餘額作出減值撥備。

Notes to Financial Statements

財務報表附註

Year ended 31 December 2016 截至二零一六年十二月三十一日止年度

**26 TRADE AND BILLS RECEIVABLES
(continued)**

Notes: (continued)

- (c) Included in the Group's trade receivables as at 31 December 2016 are aggregate amounts of US\$3,986,000 (2015: US\$5,012,000) and US\$152,727,000 (2015: US\$109,238,000) due from joint ventures and related companies, respectively, arising from transactions carried out in the ordinary course of business of the Group. The balances are unsecured, bear interest at rates determined by the Group after past due and are repayable within credit periods similar to those offered by the Group to its major customers.

**27 PREPAYMENTS, DEPOSITS AND OTHER
RECEIVABLES**

		2016 二零一六年 US\$'000 美元千元	2015 二零一五年 US\$'000 美元千元
Prepayments	預付賬款	96,456	51,058
Deposits	按金	8,099	8,971
Other receivables	其他應收賬款	72,086	56,693
Derivative financial instruments	衍生金融工具	5,063	5
		181,704	116,727

Notes:

- (a) Included in the Group's prepayments, deposits and other receivables as at 31 December 2016 was an aggregate amount of US\$1,413,000 (2015: US\$195,000) and US\$52,206,000 (2015: US\$40,416,000) due from joint ventures and related companies, respectively. The balances are unsecured, interest free and have no fixed terms of repayment.
- (b) Fair value measurement of derivative financial instruments

Fair value hierarchy

The following table presents the fair value of the Group's derivative financial instruments measured at the end of the reporting period on a recurring basis, categorised into the three-level fair value hierarchy as defined in IFRS 13 Fair value measurement.

26 應收貿易賬款及票據(續)

附註：(續)

- (c) 本集團於二零一六年十二月三十一日之應收貿易賬款包括本集團經營日常業務交易時所產生合計為398.6萬美元(二零一五年：501.2萬美元)及1億5,272.7萬美元(二零一五年：1億923.8萬美元)分別為應收合營企業及關連公司之款項。該等餘額乃無抵押，於過期後按本集團所定之利率計息，及須於信貸期內償還(與本集團向主要客戶提供之利率及信貸期相若)。

27 預付賬款、按金及其他應收賬款

附註：

- (a) 本集團於二零一六年十二月三十一日之預付賬款、按金及其他應收賬款中，包含合計141.3萬美元(二零一五年：19.5萬美元)及5,220.6萬美元(二零一五年：4,041.6萬美元)分別為應收合營企業及關連公司之款項。該等餘額均為無抵押、免息及無固定還款期。
- (b) 衍生金融工具的公允值計量

公允值之級別

下表分析於報告期末本集團之衍生金融工具按持續基準計量的公允值，並按國際財務報告準則13公允值計量之定義分為三個級別。

Notes to Financial Statements

財務報表附註

Year ended 31 December 2016 截至二零一六年十二月三十一日止年度

27 PREPAYMENTS, DEPOSITS AND OTHER RECEIVABLES (continued)**27 預付賬款、按金及其他應收賬款(續)**

Notes: (continued)

附註：(續)

(b) Fair value measurement of derivative financial instruments (continued)

(b) 衍生金融工具的公允值計量(續)

Fair value hierarchy (continued)

公允值之級別(續)

Fair value measurement
as at 31 December categorised into
於十二月三十一日公允值計量之分類

		Level 1	Level 2	Level 3	Total
		第一級別	第二級別	第三級別	總額
		US\$'000	US\$'000	US\$'000	US\$'000
		美元千元	美元千元	美元千元	美元千元
2016	二零一六年				
Derivative financial instruments	衍生金融工具				
- Forward exchange contracts	- 遠期外匯合同	-	5,063	-	5,063
2015	二零一五年				
Derivative financial instruments	衍生金融工具				
- Forward exchange contracts	- 遠期外匯合同	-	5	-	5

During the years ended 31 December 2016 and 2015, there were no transfers between Level 1 and Level 2, or transfers into or out of Level 3. The Group's policy is to recognise transfers between levels of fair value hierarchy as at the end of the reporting period in which they occur.

截至二零一六年及二零一五年十二月三十一日止年度內，並無第一及第二級別之間之轉移，或轉入或轉出第三級別。本集團之政策乃於報告期末確認當期發生的級別間之轉移。

The fair value of the forward exchange contracts is determined by using market comparison approach with reference to the forward rates of forward exchange contracts involving the same currencies in the market as at the end of the reporting period.

遠期外匯合同之公允值乃按市場比較法參考於報告期末之市場上相同幣種的遠期外匯合同的遠期匯率釐定。

Notes to Financial Statements

財務報表附註

Year ended 31 December 2016 截至二零一六年十二月三十一日止年度

28 CASH AND BANK BALANCES

28 現金及銀行存款

		2016 二零一六年 US\$'000 美元千元	2015 二零一五年 US\$'000 美元千元
Cash and bank balances other than time deposits	現金及銀行結存 (不包括定期存款)	236,153	277,970
Time deposits	定期存款	224,868	266,037
Total cash and bank balances	現金及銀行存款總額	461,021	544,007
Less: Pledged deposits	減：已抵押存款	(41,005)	(48,900)
Less: Time deposits with maturity over three months	減：到期日超過三個月之定期存款	(151,112)	(206,869)
Cash and cash equivalents	現金及現金等價物	268,904	288,238

Notes:

附註：

- (a) At 31 December 2016, the cash and bank balances of the Group denominated in Renminbi (“RMB”) and Vietnamese Dong (“VND”) amounted to US\$418,906,000 (2015: US\$440,630,000) and US\$20,692,000 (2015: US\$55,094,000), respectively. RMB and VND are not freely convertible into other currencies. However, under mainland China’s Foreign Exchange Control Regulations and Administration of Settlement, Sale and Payment of Foreign Exchange Regulations and the Law on Foreign Investment in Vietnam, the Group is permitted to exchange RMB and VND into other currencies through banks authorised to conduct foreign exchange business.
- (a) 於二零一六年十二月三十一日，本集團之以人民幣及越南盾計值的現金及銀行結存分別為4億1,890.6萬美元（二零一五年：4億4,063.0萬美元）及2,069.2萬美元（二零一五年：5,509.4萬美元）。人民幣及越南盾並不能自由兌換成其他貨幣。惟根據中國大陸外匯管制規定及結匯、售匯及付匯管理規定及越南外資投資法規，本集團獲准透過獲授權進行外幣兌換業務之銀行把人民幣及越南盾兌換成其他貨幣。
- (b) Cash at banks earns interest at floating rates based on daily bank deposit rates. Time deposits are made for varying periods depending on the cash requirements of the Group, and earn interest at the respective time deposit rates. The bank balances and pledged deposits are deposited with creditworthy banks with no recent history of default.
- (b) 存放於銀行之現金按每日銀行浮動的存款率賺取利息。根據本集團對現金的需求敘做期限不等的定期存款，並賺取按不同定期存款率計算之利息。銀行結存及已抵押存款存放於近期無拖欠記錄及信譽良好之銀行。

Notes to Financial Statements

財務報表附註

Year ended 31 December 2016 截至二零一六年十二月三十一日止年度

29 TRADE AND BILLS PAYABLES

An aging analysis of the Group's trade payables as at the end of the reporting period, based on the date of receipt of goods, is as follows:

		2016 二零一六年 US\$'000 美元千元	2015 二零一五年 US\$'000 美元千元
60 days or below	60日或以下	258,471	237,276
61 to 180 days	61至180日	16,616	10,341
181 to 360 days	181至360日	1,216	1,503
Over 360 days	多於360日	1,208	883
		277,511	250,003
Bills payable	應付票據	63,098	30,799
		340,609	280,802

Included in the Group's trade payables as at 31 December 2016 is an aggregate amount of US\$941,000 (2015: US\$797,000) and US\$17,884,000 (2015: US\$15,732,000) due to joint ventures and related companies respectively, arising from transactions carried out in the ordinary course of business of the Group. The balances are unsecured, interest-free and are repayable within credit periods similar to those offered by its major suppliers.

本集團於二零一六年十二月三十一日之應付貿易賬款包括經營日常業務交易時所產生的應付合營企業及關連公司之款項分別合計94.1萬美元(二零一五年: 79.7萬美元)及1,788.4萬美元(二零一五年: 1,573.2萬美元)。該等餘額乃無抵押、免息及須於信貸期內償還(與本集團主要供應商所提供之信貸期相若)。

30 OTHER PAYABLES AND ACCRUALS**30 其他應付賬款及預提費用**

		2016 二零一六年 US\$'000 美元千元	2015 二零一五年 US\$'000 美元千元
Receipts in advance	預收貨款	59,688	58,688
Deferred income	遞延收入	37,884	27,028
Accruals	預提費用	179,420	171,664
Other payables	其他應付賬款	69,416	62,477
Derivative financial instruments	衍生金融工具	-	452
		346,408	320,309

Notes to Financial Statements

財務報表附註

Year ended 31 December 2016 截至二零一六年十二月三十一日止年度

**30 OTHER PAYABLES AND ACCRUALS
(continued)**

Notes:

- (a) Included in the Group's other payables and accruals as at 31 December 2016 were an aggregate amounts of US\$8,136,000 (2015: US\$10,530,000), US\$50,000 (2015: US\$43,000) and US\$20,194,000 (2015: US\$16,625,000) due to joint ventures, associates and related companies respectively.

The balances with joint ventures, associates and related companies are unsecured, interest-free and have no fixed terms of repayment, except for (i) an aggregate amount of US\$8,106,000 (2015: US\$10,501,000) due to certain joint ventures which bear interests at 2% (2015: 2%) per annum and are repayable on demand, and (ii) an aggregate amount of US\$16,409,000 (2015: US\$13,919,000) due to a related company which is repayable within one month.

- (b) Fair value measurement of derivative financial instruments

Fair value hierarchy

The following table presents the fair value of the Group's derivative financial instruments measured at the end of the reporting period on a recurring basis, categorised into the three-level fair value hierarchy as defined in IFRS 13 *Fair value measurement*.

30 其他應付賬款及預提費用(續)

附註：

- (a) 本集團於二零一六年十二月三十一日之其他應付賬款及預提費用包括合計813.6萬美元(二零一五年：1,053.0萬美元)、5.0萬美元(二零一五年：4.3萬美元)及2,019.4萬美元(二零一五年：1,662.5萬美元)分別為應付合營企業、聯營公司及關連公司之款項。

與合營企業、聯營公司及關連公司之餘額，除了(i)合計810.6萬美元(二零一五年：1,050.1萬美元)應付若干合營企業需按年利率2%(二零一五年：2%)計息及按要求償還，以及(ii)合計1,640.9萬美元(二零一五年：1,391.9萬美元)應付一家關連公司款項需於一個月內償還外，其餘餘額均無抵押、免息及無固定還款期。

- (b) 衍生金融工具的公允值計量

公允值之級別

下表分析於報告期末本集團之衍生金融工具按持續基準計量的公允值，並按國際財務報告準則13公允值計量之定義分為三個級別。

Fair value measurement as at 31 December categorised into
於十二月三十一日公允值計量之分類

	Level 1 第一級別 US\$'000 美元千元	Level 2 第二級別 US\$'000 美元千元	Level 3 第三級別 US\$'000 美元千元	Total 總額 US\$'000 美元千元
2016 Derivative financial instruments				
– Forward exchange contracts		– 遠期外匯合同	–	–
2015 Derivative financial instruments				
– Forward exchange contracts		– 遠期外匯合同	452	452

Notes to Financial Statements

財務報表附註

Year ended 31 December 2016 截至二零一六年十二月三十一日止年度

**30 OTHER PAYABLES AND ACCRUALS
(continued)**

Notes: (continued)

- (b) Fair value measurement of derivative financial instruments
-
- (continued)

Fair value hierarchy (continued)

During the years ended 31 December 2016 and 2015, there were no transfers between Level 1 and Level 2, or transfers into or out of Level 3. The Group's policy is to recognise transfers between levels of fair value hierarchy as at the end of the reporting period in which they occur.

The fair value of the forward exchange contracts is determined by using market comparison approach with reference to the forward rates of forward exchange contracts involving the same currencies in the market as at the end of the reporting period.

30 其他應付賬款及預提費用(續)

附註：(續)

- (b) 衍生金融工具的公允值計量(續)

公允值之級別(續)

截至二零一六年及二零一五年十二月三十一日止年度內，並無第一及第二級別之間之轉移，或轉入或轉出第三級別。本集團之政策乃於報告期末確認當期發生的級別間之轉移。

遠期外匯合同之公允值乃按市場比較法參考於報告期末之市場上相同幣種的遠期外匯合同的遠期匯率釐定。

31 BANK BORROWINGS**31 銀行及其他借款**

			2016 二零一六年	2015 二零一五年
		Note 附註	US\$'000 美元千元	US\$'000 美元千元
Bank borrowings, secured	有抵押銀行借款	(a), (b)	113,477	54,330
Bank borrowings, unsecured	無抵押銀行借款		1,166,749	1,048,740
Total bank borrowings	銀行借款總額		1,280,226	1,103,070
Analysed into amounts repayable:	償還金額分析為：			
Within one year or on demand	一年內或按要求		376,093	482,963
In the second year	於第二年		137,714	232,601
In the third to fifth year	於第三至五年		748,410	216,783
Beyond five years	超過五年		18,009	170,723
Total bank borrowings	銀行借款總額		1,280,226	1,103,070
Portion classified as current liabilities	分類為流動負債部份	(c)	(376,093)	(482,963)
Non-current portion	非流動部份		904,133	620,107

Notes to Financial Statements

財務報表附註

Year ended 31 December 2016 截至二零一六年十二月三十一日止年度

31 BANK BORROWINGS (continued)

Notes:

- (a) At 31 December 2016, certain of the Group's property, plant and equipment with carrying amounts of US\$59,542,000 (2015: nil) (note 15(b)) were pledged as security for bank borrowings of the Group.
- (b) At 31 December 2016, certain of the Group's land lease prepayments with carrying amounts of US\$43,246,000 (2015: US\$11,723,000) (note 17) were pledged as security for bank borrowings of the Group.
- (c) The carrying amounts of the bank borrowings of the Group are denominated in the following currencies:

		2016 二零一六年 US\$'000 美元千元	2015 二零一五年 US\$'000 美元千元
US\$	美元	789,811	587,496
VND	越南盾	229,695	376,392
RMB	人民幣	260,720	139,182
		1,280,226	1,103,070

As at 31 December 2016, none of the covenants relating to bank borrowings had been breached (2015: nil).

- (d) As at 31 December 2016, the Group's current portion of long-term bank borrowings amounted to US\$66,057,000 (2015: US\$138,078,000).

31 銀行及其他借款(續)

附註:

- (a) 於二零一六年十二月三十一日,本集團之若干樓宇及機器合計賬面淨值5,954.2萬美元(二零一五年:無)(附註15(b))已作為本集團銀行借款之抵押品。
- (b) 於二零一六年十二月三十一日,本集團之若干預付土地租賃費賬面值合計4,324.6萬美元(二零一五年:1,172.3萬美元)(附註17)已作為本集團銀行借款之抵押品。
- (c) 本集團之銀行借款賬面值按以下貨幣為單位:

於二零一六年十二月三十一日,概無違反任何有關銀行借款的契諾(二零一五年:無)。

- (d) 於二零一六年十二月三十一日,本集團長期銀行借款之流動部份為6,605.7萬美元(二零一五年:1億3,807.8萬美元)。

Notes to Financial Statements

財務報表附註

Year ended 31 December 2016 截至二零一六年十二月三十一日止年度

32 CORPORATE BOND

32 企業債券

		2016 二零一六年 US\$'000 美元千元	2015 二零一五年 US\$'000 美元千元
Carrying amount at 1 January	於一月一日之賬面值	-	-
Additions	新增	144,842	-
Interest expense (note 8)	利息費用(附註8)	768	-
Exchange realignment	滙兌調整	(2,224)	-
Carrying amount at 31 December	於十二月三十一日之賬面值	143,386	-

On 6 January 2016, the Group received approval from the China Securities Regulatory Commission for the application of CTI for the proposed issuance of domestic corporate bonds of up to RMB2,000,000,000 (equivalent to US\$305,806,000) (the "Corporate Bond"). The Corporate Bond was proposed to be listed on the Shanghai Stock Exchange. UBS Securities Co., Ltd. and Goldstate Securities Co., Ltd. would act as the lead underwriters. CTI received an "AA" rating from Zhong Cheng Xin Credit Rating Co., Ltd., a credit rating agency towards CTI and the Corporate Bond. CTI intends to use the proceeds from the issuance of the Corporate Bond for repayment of loans from financial institutions and replenishment of working capital.

On 11 November 2016, the book-building exercise for the issuance of the first tranche of the Corporate Bond with a principal amount of RMB1,000,000,000 (equivalent to US\$146,305,000) (the "First Tranche of the Corporate Bond") was completed; and on 29 November 2016, the First Tranche Corporate Bond was issued and listed on the Shanghai Stock Exchange. After deducting the issuance costs, the Group received a net proceed of RMB990,000,000 (equivalent to US\$144,842,000) from the issuance.

The coupon rate of the First Tranche Corporate Bond was fixed at 3.69% per annum. The maturity of the First Tranche Corporate Bond shall be 5 years, with CTI's right to adjust the coupon rate and a right of redemption exercisable by the holders at the end of the first three-year period.

於2016年1月6日，本集團收到中國證券監督管理委員會批准正大中國的申請，建議發行上限為人民幣20億元（相等於3億580.6萬美元）的國內公司債券（「企業債券」）。企業債券建議在上海證券交易所上市。瑞銀證券有限責任公司及金元證券股份有限公司將作為主承銷商。正大中國已獲得信用評級公司中誠信證券評估有限公司對正大中國及企業債券的「AA」評級。正大中國擬將發行企業債券的所得款項用於償還銀行貸款及補充流動資金。

於二零一六年十一月十一日，發行首期企業債券本金金額為人民幣10億元（相等於1億4,630.5萬美元）（「首期企業債券」）之簿記建檔工作已完成；及於二零一六年十一月二十九日，該首期企業債券已發行並在上海證券交易所上市。扣除發行費用後，本集團收到的發行淨所得款為人民幣9.9億元（相等於1億4,484.2萬美元）。

該首期企業債券之票面利率已釐定為每年3.69%。該首期企業債券之期限為五年，而於第三年末正大中國擁有調整票面利率之選擇權及投資者擁有回售之選擇權。

Notes to Financial Statements

財務報表附註

Year ended 31 December 2016 截至二零一六年十二月三十一日止年度

33 OTHER NON-CURRENT LIABILITIES**33 其他非流動負債**

		2016 二零一六年 US\$'000 美元千元	2015 二零一五年 US\$'000 美元千元
Provision for severance allowance	遣散津貼撥備	1,038	5,827
Non-current portion of deferred income	非流動部份的遞延收入	23,058	19,716
		24,096	25,543

34 DEFERRED TAX**34 遞延稅項**

Net deferred tax assets/(liabilities) recognised in the consolidated statement of financial position are as follows:

本集團於綜合財務狀況表中確認之淨遞延稅項資產／(負債)如下：

		2016 二零一六年 US\$'000 美元千元	2015 二零一五年 US\$'000 美元千元
Deferred tax assets	遞延稅項資產	3,907	4,411
Deferred tax liabilities	遞延稅項負債	(61,626)	(55,333)
		(57,719)	(50,922)

Notes to Financial Statements

財務報表附註

Year ended 31 December 2016 截至二零一六年十二月三十一日止年度

34 DEFERRED TAX (continued)

34 遞延稅項(續)

The components of the Group's deferred tax assets and liabilities and their movements during the year are as follows:

於年內，本集團之遞延稅項資產及負債之變動如下：

		Revaluation of properties, plant and machinery and intangible assets 物業、 廠房及機器及 無形資產重估	Revaluation of biological assets 生物 資產重估	Depreciation in excess of related depreciation allowance 折舊費用 超出相關 折舊扣稅額	Losses available for offsetting future taxable profits 用於沖減將來 應課稅利潤之 可彌補虧損	Dividend withholding tax 股息 扣繳稅額	Others 其他	Net deferred tax assets/ (liabilities) 淨遞延稅項 資產/(負債)
		US\$'000 美元千元	US\$'000 美元千元	US\$'000 美元千元	US\$'000 美元千元	US\$'000 美元千元	US\$'000 美元千元	US\$'000 美元千元
At 1 January 2016	於二零一六年一月一日	(18,888)	(14,463)	1,675	3,032	(20,707)	(1,571)	(50,922)
Deferred tax credited/(charged) to profit or loss during the year (note 12)	年內於損益內增加/(扣除)之遞延稅項(附註12)	473	5,664	177	474	(8,395)	(4,893)	(6,500)
Deferred tax charged to equity during the year	年內於權益內扣除之遞延稅項	(790)	-	-	-	-	-	(790)
Acquisition of subsidiaries (note 38)	收購附屬公司(附註38)	(362)	-	-	-	-	-	(362)
Exchange realignment	匯兌調整	902	130	(24)	(174)	-	21	855
At 31 December 2016	於二零一六年十二月三十一日	(18,665)	(8,669)	1,828	3,332	(29,102)	(6,443)	(57,719)

Notes to Financial Statements

財務報表附註

Year ended 31 December 2016 截至二零一六年十二月三十一日止年度

34 DEFERRED TAX (continued)

34 遞延稅項(續)

		Revaluation of properties, plant and machinery and intangible assets 物業、 廠房及機器及 無形資產重估	Revaluation of biological assets 生物 資產重估	Depreciation in excess of related depreciation allowance 折舊費用 超出相關 折舊扣稅額	Losses available for offsetting future taxable profits 用於沖減將來 應課稅利潤之 可彌補虧損	Dividend withholding tax 股息 扣繳稅額	Others	Net deferred tax assets/ liabilities 淨遞延稅項 資產/(負債)
		US\$'000 美元千元	US\$'000 美元千元	US\$'000 美元千元	US\$'000 美元千元	US\$'000 美元千元	US\$'000 美元千元	US\$'000 美元千元
At 1 January 2015	於二零一五年一月一日	(19,221)	(14,365)	1,891	3,004	(13,952)	(3,422)	(46,065)
<u>Continuing operations</u>	<u>持續經營業務</u>							
Deferred tax credited/(charged) to profit or loss during the year (note 12)	年內於損益內增加/ (扣除)之遞延稅項 (附註12)	180	(754)	(135)	143	(8,883)	1,677	(7,772)
Deferred tax charged to equity during the year	年內於權益內扣除之 遞延稅項	(478)	-	-	-	-	-	(478)
Exchange realignment	匯兌調整	631	656	(81)	(115)	-	17	1,108
<u>Discontinued operations</u>	<u>已終止經營業務</u>							
Deferred tax credited/(charged) to profit or loss during the period	期內於損益內增加/ (扣除)之遞延稅項	-	-	-	-	76	(317)	(241)
Distribution in specie (note 39)	實物分派 (附註39)	-	-	-	-	2,052	474	2,526
At 31 December 2015	於二零一五年 十二月三十一日	(18,888)	(14,463)	1,675	3,032	(20,707)	(1,571)	(50,922)

Notes:

- (a) The Group has tax losses arising in mainland China that will expire within five years for offsetting against future taxable profits.

At 31 December 2016, deferred tax assets have not been recognised in respect of unused tax losses of US\$76,241,000 (2015: US\$65,685,000) as it is not considered probable that taxable profits will be available against which the tax losses can be utilised. Out of this amount, unrecognised tax losses of US\$76,241,000 (2015: US\$65,685,000) arose in mainland China which will expire within five years from the end of the reporting period.

附註:

- (a) 集團於中國大陸用作抵銷未來應課稅溢利之稅務虧損將於五年內到期。

於二零一六年十二月三十一日，因不認為有望出現應課稅溢利以使用而未確認為遞延稅項資產的稅務虧損為7,624.1萬美元(二零一五年：6,568.5萬美元)。在該等金額以內，於中國大陸產生的未確認之稅務虧損為7,624.1萬美元(二零一五年：6,568.5萬美元)。該等未被確認之稅務虧損將於本報告期末起五年內到期。

Notes to Financial Statements

財務報表附註

Year ended 31 December 2016 截至二零一六年十二月三十一日止年度

34 DEFERRED TAX (continued)

Notes: (continued)

- (b) Pursuant to the PRC Corporate Income Tax Law, a 10% withholding tax is levied on dividends declared to foreign investors from the foreign investment enterprises established in mainland China. The requirement is effective from 1 January 2008 and applies to earnings after 31 December 2007. A lower withholding tax rate may be applied if there is a tax treaty between China and the jurisdiction of the foreign investors. For the Group, the applicable rate is 10%. The Group is therefore liable for withholding taxes on any dividends distributable by the subsidiaries established in mainland China in respect of earnings generated from 1 January 2008 onwards.
- (c) At 31 December 2016, temporary differences unrecognised for deferred tax liabilities relating to the undistributed profits of subsidiaries amounted to US\$433,459,000 (2015: US\$339,353,000). Deferred tax liabilities of US\$43,345,000 (2015: US\$33,935,000) have not been recognised in respect of the tax that would be payable on the distribution of these retained profits as the Company controls the dividend policy of these subsidiaries and it has been determined that it is probable that profits will not be distributed in the foreseeable future.
- (d) There are no income tax consequences attaching to the payment of dividends by the Company to its shareholders.

34 遞延稅項 (續)

附註：(續)

- (b) 根據中國企業所得稅法，於中國大陸成立之海外投資企業分派股息予海外投資者時，須徵收股息10%之扣繳稅。此條文於二零零八年一月一日生效及應用於二零零七年十二月三十一日之後的利潤。如中國與海外投資者隸屬之司法管轄範圍簽定稅務條約，或可享有較低的扣繳稅率。本集團之應用稅率為10%。因此，本集團就中國大陸成立之附屬公司於二零零八年一月一日之後產生的利潤相關的任何可分派股息須繳交扣繳稅。
- (c) 於二零一六年十二月三十一日，有關附屬公司未分派利潤而又未被確認為遞延稅項的暫時差異為4億3,345.9萬美元(二零一五年：3億3,935.3萬美元)。4,334.5萬美元(二零一五年：3,393.5萬美元)之有關於分派該等未分配利潤時須繳付的稅項之遞延稅項債務未被確認，原因為公司能夠控制該等附屬公司的股息政策，並已決定於可見將來很可能不會分派該等溢利。
- (d) 本公司向股東派發股息並無附帶任何利得稅後果。

Notes to Financial Statements

財務報表附註

Year ended 31 December 2016 截至二零一六年十二月三十一日止年度

35 SHARE CAPITAL

35 股本

Shares

股份

		2016 二零一六年 US\$'000 美元千元	2015 二零一五年 US\$'000 美元千元
Authorised	法定		
<i>Ordinary shares:</i>	<i>普通股：</i>		
36,000,000,000 shares (2015: 36,000,000,000 shares) of US\$0.01 each	36,000,000,000股 (二零一五年： 36,000,000,000股) 每股面值0.01美元	360,000	360,000
<i>Convertible preference shares:</i>	<i>可換股優先股：</i>		
Series A – 20,000,000,000 shares (2015: 20,000,000,000 shares) of US\$0.01 each	A系列 – 20,000,000,000股 (二零一五年： 20,000,000,000股) 每股面值0.01美元	200,000	200,000
Series B – 4,000,000,000 shares (2015: 4,000,000,000 shares) of US\$0.01 each	B系列 – 4,000,000,000股 (二零一五年： 4,000,000,000股) 每股面值0.01美元	40,000	40,000
		240,000	240,000
		600,000	600,000
Issued and fully paid	已發行及繳足		
<i>Ordinary shares:</i>	<i>普通股：</i>		
24,071,837,232 shares (2015: 24,071,837,232 shares) of US\$0.01 each	24,071,837,232股 (二零一五年： 24,071,837,232股) 每股面值0.01美元	240,718	240,718
<i>Convertible preference shares:</i>	<i>可換股優先股：</i>		
Series B – 1,261,077,748 shares (2015: 1,261,077,748 shares) of US\$0.01 each	B系列 – 1,261,077,748股 (二零一五年： 1,261,077,748股) 每股面值0.01美元	12,611	12,611
		253,329	253,329

Notes to Financial Statements

財務報表附註

Year ended 31 December 2016 截至二零一六年十二月三十一日止年度

35 SHARE CAPITAL (continued)

There is no movement in the Company's issued ordinary shares and convertible preference shares during the years ended 31 December 2016 and 2015.

Convertible preference shares

The convertible preference shares are convertible into ordinary shares of the Company and are entitled to the same dividends that are declared for the ordinary shares. Convertible preference shares do not carry the right to vote in shareholders' meeting. Upon winding up, the Company's residual assets and funds are distributed to the members of the Company in the following priority:

- (i) in paying to the holders of the convertible preference shares, *pari passu* as between themselves by reference to the aggregate nominal amounts of the convertible preference shares held by them respectively, an amount equal to the aggregate of the issue price of all the convertible preference shares held by them respectively;
- (ii) the balance of such assets shall be distributed on a *pari passu* basis among the holders of any class of shares in the capital of the Company other than the convertible preference shares and other than any shares which are not entitled to participate in such assets, by reference to the aggregate nominal amounts paid up on the shares held by them respectively; and
- (iii) the remaining balance of such assets shall belong to and be distributed on a *pari passu* basis among the holders of any class of shares including the convertible preference shares, other than any shares not entitled to participate in such assets, by reference to the aggregate nominal amounts of shares held by them respectively.

The convertible preference shares shall be non-redeemable by the Company or the holders thereof.

Share options

Details of the Company's share option scheme and the share options issued under the scheme are included in note 36 to the financial statements.

35 股本(續)

於截至二零一六年及二零一五年十二月三十一日止年度內，本公司已發行普通股及可換優先股並無變動。

可換股優先股

可換股優先股可轉換成本公司普通股及可收取與普通股持有人同等之股息。可換股優先股於股東會議並無投票權。於清盤時，本公司股東按以下次序分配本公司餘下資產及資金：

- (i) 向可換股優先股之持有人(彼等之間地位相等)參照彼等各自持有之可換股優先股面值總額支付相等於彼等各自持有之全部可換股優先股發行價總額之金額；
- (ii) 該等資產之結餘將按同等地位基準向本公司股本中任何類別股份(可換股優先股及無權參與分派該等資產之任何股份除外)之持有人(參照彼等各自持有之股份面值總額)予以分派；及
- (iii) 該等資產餘下之結餘將屬於並按同等地位基準向任何類別股份(包括可換股優先股但不包括無權參與分派該等資產之任何股份)之持有人(參照彼等各自持有之股份面值總額)予以分派。

本公司或持有人均不能對可換股優先股作出回購。

購股權

關於公司購股權計劃及授出購股權之細項說明，已包含於財務報表之附註36。

Notes to Financial Statements

財務報表附註

Year ended 31 December 2016 截至二零一六年十二月三十一日止年度

36 SHARE OPTION SCHEME

The Company operates a share option scheme (“2002 Share Option Scheme”) which became effective on 26 November 2002 and, unless otherwise cancelled or amended, will remain in force for 10 years from that date. On 22 June 2012, the board of directors of the Company approved the Company to terminate the 2002 Share Option Scheme and adopt a new share option scheme (“Share Option Scheme”) in place of the 2002 Share Option Scheme, which will remain in force for a period of ten years from that date. Upon termination, no further options will be granted under the 2002 Share Option Scheme. However, the rules of the 2002 Share Option Scheme will remain in full force and effect to the extent necessary to give effect to the exercise of any option granted prior to its termination, or otherwise to the extent as may be required in accordance with the rules of the 2002 Share Option Scheme. All options granted under the 2002 Share Option Scheme prior to its termination will continue to be valid and exercisable in accordance with the rules of the 2002 Share Option Scheme.

The Share Option Scheme is operated for the purpose of providing incentives and rewards to eligible participants who contribute to the success of the Group’s operations. Eligible participants of the Share Option Scheme include the Company’s directors, senior executives, employees of the Group and those participants that, in the opinion of the directors, have contributions or potential contributions to the Group.

The maximum number of unexercised share options currently permitted to be granted under the Share Option Scheme is an amount equivalent, upon their exercise, to 10% of the ordinary shares of the Company in issue. The maximum number of ordinary shares issuable upon exercise of share options granted to each eligible participant in the Share Option Scheme within any 12-month period is limited to 1% of the ordinary shares of the Company in issue. Any further grant of share options in excess of this limit is subject to shareholders’ approval in advance in a general meeting.

36 購股權計劃

本公司運作一個自二零零二年十一月二十六日起生效之購股權計劃（「2002購股權計劃」），除非另行取消或修訂外，自該日起持續有效十年。於二零一二年六月二十二日，本公司董事會批准本公司終止2002購股權計劃，並採納一個新的購股權計劃（「購股權計劃」）以代替2002購股權計劃。2002購股權計劃終止後，不會再有購股權根據2002購股權計劃授出。但2002購股權計劃的規則將維持有效，使落實終止前所授出的任何購股權可行使，或以其他方式在某種程度上可按照2002購股權計劃規則的要求。根據2002購股權計劃終止前授出的所有購股權將繼續有效，並按照2002購股權計劃規則行使購股權。

購股權計劃之目的為鼓勵及獎賞對本集團運作具貢獻之人士。可參與購股權計劃之人士包括本公司之董事、高級行政人員、本集團僱員及董事認為對本集團具貢獻或潛在貢獻之人士。

根據購股權計劃，現時批准最多可授出之未行使購股權為當購股權被行使時相等於本公司已發行普通股股本之10%。在任何十二個月內就每名購股權計劃的合資格參與人獲授的購股權可發行的普通股股份不得超過本公司已發行股份的1%。若再授出購股權超過此限額，則須預先獲股東於股東大會上批准。

Notes to Financial Statements

財務報表附註

Year ended 31 December 2016 截至二零一六年十二月三十一日止年度

36 SHARE OPTION SCHEME (continued)

Share options granted to a director, chief executive or substantial shareholder of the Company, or to any of their associates, are subject to approval in advance by the independent non-executive directors. In addition, any share options granted to a substantial shareholder or an independent non-executive director of the Company, or to any of their associates, in excess of 0.1% of the ordinary shares of the Company in issue and with an aggregate value (based on the price of the Company's ordinary shares at the date of grant) in excess of HK\$5 million, within any 12-month period, are subject to shareholders' approval in advance in a general meeting.

The offer of a grant of share options may be accepted within 21 days from the date of offer (including the date of offer granted), upon payment of a nominal consideration of HK\$10 in total by the grantee. The exercise period of the share options granted is determinable by the directors, and commences after the grant and ends on a date which is not later than 10 years from the date of offer of the share options.

The exercise price of the share options is determinable by the directors, but may not be less than the highest of (i) the Stock Exchange closing price of the Company's ordinary shares on the date of the offer of the share options; and (ii) the average Stock Exchange closing price of the Company's ordinary shares for the five trading days immediately preceding the date of offer and (iii) the nominal value of the ordinary share of the Company. Share options do not confer rights on the holders to dividends or to vote at a shareholders' meeting.

At 31 December 2016 and 2015, the Company had no share options outstanding.

There was no grant of share options during the year ended 31 December 2016 and 2015.

37 RESERVES

(a) The amounts of the Group's reserves and the movements therein for the years ended 31 December 2016 and 2015 are presented in the consolidated statement of changes in equity.

36 購股權計劃(續)

凡向本公司董事、主要行政人員或主要股東或彼等各自之聯繫人士授予購股權必須事先獲得獨立非執行董事之批准。此外，倘向本公司之主要股東或獨立非執行董事或彼等各自之聯繫人士獲授予購股權，如任何十二個月內行使時須發行及將發行之普通股股份合共超過本公司已發行普通股股份之0.1%及按普通股股份於每次授出購股權當日之市價計算之總值超逾5百萬港元，則須預先取得股東於股東大會上之批准。

授出購股權之要約可於提出該要約日起二十一日(包括作出要約當日)內獲接納，而購股權承授人須支付10港元作代價。授出之購股權行使期由董事決定，並以授出購股權日起至授出日後之十年內。

購股權之行使價由董事釐定，惟不可低於(i)本公司股份於購股權要約當日於聯交所之普通股收市價；及(ii)本公司股份於要約當日前五個交易日於聯交所之普通股平均收市價；及(iii)本公司普通股股份之面值，以三者之較高者為準。購股權持有人並不享有股息或於股東大會上投票之權利。

於二零一六年及二零一五年十二月三十一日，本公司沒有購股權尚未行使。

於截至二零一六年及二零一五年十二月三十一日止年度內，並沒有授出任何購股權。

37 儲備

(a) 本集團之儲備於截至二零一六年及二零一五年十二月三十一日止年度之金額及變動列示於綜合權益變動表內。

Notes to Financial Statements

財務報表附註

Year ended 31 December 2016 截至二零一六年十二月三十一日止年度

37 RESERVES (continued)

- (b) The merger reserve represents the excess of the total of the consideration transferred for the acquisition of subsidiaries through business combinations under common control and the amount recognised for non-controlling interest over the carrying amount of the assets acquired, liabilities assumed and pre-acquisition reserves combined by the Group.
- (c) The property revaluation reserve is dealt with in accordance with the accounting policies adopted for office premises held for own use set out in note 2.4(g).
- (d) The PRC reserve funds are reserves set aside in accordance with the PRC Companies Law or the Law of the PRC on Joint Ventures Using Chinese and Foreign Investment as applicable to the Group's PRC subsidiaries, joint ventures and associates. None of the Group's PRC reserve funds as at 31 December 2016 and 2015 were distributable in the form of cash dividends.
- (e) The exchange fluctuation reserve comprises all foreign exchange differences arising from the translation of the financial statements of foreign subsidiaries, joint ventures and associates. The reserve is dealt with in accordance with the accounting policies set out in note 2.4(aa).

38 BUSINESS COMBINATION

During the year ended 31 December 2016, the Group acquired the following businesses:

- (i) 100% interest of Hubei Chia Tai from Chia Tai Food Investment Company Limited (an indirect wholly-owned subsidiary of CPG) with a consideration of US\$15,950,000.
- (ii) 70% interest of Fujian Chia Tai (previous name: Fujian Sumpo Foods Holding Co., Ltd.) and its subsidiaries (together the "Fujian CT Group") from Sumpo International Holdings Limited and Longyan Hui ren Investment Co., Ltd. with a consideration of RMB322,665,000 (equivalent to US\$47,207,000).

Hebei Chia Tai and Fujian CT Group are principally engaged in the manufacture and sale of animal feed and chicken meat products in the PRC. Both considerations for the acquisitions were fully settled during the year.

The fair values of the identifiable assets and liabilities of the subsidiaries acquired through business combination during the year as at the date of acquisition are set out as follows:

37 儲備(續)

- (b) 合併儲備乃通過共同控制下的業務合併下用作收購附屬公司而轉出之代價及確認為非控制性權益之金額，超過本集團收購所得資產，承擔負債及收購前的儲備賬面值之差額。
- (c) 物業重估儲備乃按照於附註2.4(g)所述之自用商業樓宇所採納的會計政策處理。
- (d) 中國儲備金為根據本集團之中國附屬公司、合營企業及聯營公司適用之中國公司法或中國中外合資經營企業法撥出之儲備。本集團於二零一六年及二零一五年十二月三十一日之中國儲備金概不能以現金股息之方式分派。
- (e) 外匯波動儲備包含所有因換算外地附屬公司、合營企業及聯營公司之財務報表所產生的外幣折算差異。該儲備根據於附註2.4(aa)所述的會計政策處理。

38 業務合併

於截至二零一六年十二月三十一日止年度內，本集團收購以下業務：

- (i) 向正大食品投資有限公司(CPG之間接全資擁有附屬公司)收購湖北正大的100%權益，收購代價為1,595.0萬美元。
- (ii) 向森寶國際控股有限公司及龍岩惠仁投資有限公司收購福建正大(前名：福建森寶食品集團股份有限公司)及其附屬公司(統稱「福建正大集團」)的70%權益，收購代價為人民幣3億2,266.5萬美元(相當於4,720.7萬美元)。

湖北正大及福建正大集團主要於中國從事產銷動物飼料及雞肉產品。收購代價均已於本年度全數支付。

年內通過業務合併收購的附屬公司於收購日的可識別資產及負債之公允值如下：

Notes to Financial Statements

財務報表附註

Year ended 31 December 2016 截至二零一六年十二月三十一日止年度

38 BUSINESS COMBINATION (continued)

38 業務合併(續)

		Note	Hubei Chia Tai 湖北正大	Fujian CT Group 福建正大集團	Total 合計
		附註	US\$'000 美元千元	US\$'000 美元千元	US\$'000 美元千元
Property, plant and equipment	物業、廠房及設備	15	81,068	50,194	131,262
Land lease prepayments	預付土地租賃費	17	21,636	8,156	29,792
Other non-current assets	其他非流動資產		53	4,400	4,453
Inventories	存貨		8,649	10,276	18,925
Current biological assets	當期生物資產	18	3,601	3,188	6,789
Trade receivables	應收貿易賬款		17,722	7,275	24,997
Prepayments, deposits and other receivables	預付賬款、按金及 其他應收賬款		1,848	43,916	45,764
Cash and cash equivalents	現金及現金等價物		13,320	595	13,915
Trade payables	應付貿易賬款		(4,242)	(10,541)	(14,783)
Other payables and accruals	其他應付賬款及 預提費用		(20,626)	(13,685)	(34,311)
Bank borrowings	銀行借款		(107,381)	(36,533)	(143,914)
Deferred tax liabilities	遞延稅項負債	34	(53)	(309)	(362)
			15,595	66,932	82,527
Non-controlling interest	非控制性權益		-	(20,080)	(20,080)
Total identifiable net assets at fair value	可識別淨資產公允值 之總值		15,595	46,852	62,447
Exchange realignment	匯兌調整		355	355	710
Satisfied by cash	以現金支付		15,950	47,207	63,157

Notes to Financial Statements

財務報表附註

Year ended 31 December 2016 截至二零一六年十二月三十一日止年度

38 BUSINESS COMBINATION (continued)

An analysis of the cash flows in respect of the acquisition of subsidiaries is as follows:

		Hubei Chia Tai 湖北正大 US\$'000 美元千元	Fujian CT Group 福建正大集團 US\$'000 美元千元	Total 合計 US\$'000 美元千元
Cash consideration	現金代價	15,950	47,207	63,157
Cash and cash equivalents acquired	收購的現金及現金等價物	(13,320)	(595)	(13,915)
Net cash outflow included in cash flows used in investing activities	包含於投資活動之現金流量的現金流出淨額	2,630	46,612	49,242

Since the acquisitions, Hubei Chia Tai and Fujian CT Group contributed US\$99,058,000 and US\$16,272,000 to the Group's revenue respectively and US\$4,023,000 and US\$811,000 to the consolidated net profit respectively for the year ended ended 31 December 2016.

Had the business combinations taken place at the beginning of the period, the revenue from continuing operations of the Group and the net profit of the Group for the year ended 31 December 2016 would have been US\$5,539,199,000 and US\$335,575,000, respectively.

38 業務合併(續)

有關收購附屬公司的現金流量分析如下：

於收購日起，截至二零一六年十二月三十一日止年度本集團收入中之9,905.8萬美元及1,627.2萬美元及綜合淨溢利中之402.3萬美元及81.1萬美元分別由湖北正大及福建正大集團貢獻。

假如該業務合併於期初發生，截至二零一六年十二月三十一日止年度本集團由持續經營業務產生之收入及淨溢利將分別為55億3,919.9萬美元及3億3,557.5萬美元。

Notes to Financial Statements

財務報表附註

Year ended 31 December 2016 截至二零一六年十二月三十一日止年度

39 DISCONTINUED OPERATIONS

On 29 June 2015, the Group spun-off its biochemical and industrial businesses under CTEI via a distribution in specie. The consolidated results of CTEI and its subsidiaries, joint venture and associate for the period from 1 January 2015 to 29 June 2015 have been presented as Discontinued Operations in the consolidated statement of comprehensive income in accordance with IFRS 5 *Non-current Assets Held for Sale and Discontinued Operations* as follows:

39 已終止經營業務

本集團於二零一五年六月二十九日以實物分派方式分拆正大企業國際。正大企業國際經營生化及工業業務。正大企業國際及其附屬公司、合營企業及聯營公司於二零一五年一月一日至二零一五年六月二十九日期間之綜合業績已根據國際財務報告準則第5號持作出售之非流動資產及已終止經營業務於綜合全面收益表以已終止經營業務呈列如下：

		Period from 1 January 2015 to 29 June 2015 二零一五年 一月一日至 六月二十九日期間 US\$'000 美元千元
REVENUE	收入	46,281
Cost of sales, other income and expenses, net	銷售成本、其他收入及費用淨額	(36,948)
Results from operating activities	經營活動產生之溢利	9,333
Income tax	所得稅	(2,682)
Results from operating activities, net of tax	經營活動產生之除稅後溢利	6,651
Gain on distribution in specie of CTEI	透過實物分派正大企業國際之收益	
– Exchange fluctuation reserve attributable to CTEI recycled to profit or loss	– 將正大企業國際應佔之外匯波動儲備回撥至損益	23,751
PROFIT FOR THE PERIOD	期內溢利	30,402

Note:

Details of other financial information of the Discontinued Operations for the period from 1 January 2015 to 29 June 2015 were set out in 2015 annual report.

附註：

已終止經營業務於二零一五年一月一日至二零一五年六月二十九日期間的其他財務資料詳情已載列於二零一五年年報。

Notes to Financial Statements

財務報表附註

Year ended 31 December 2016 截至二零一六年十二月三十一日止年度

40 NOTE TO THE CONSOLIDATED STATEMENT OF CASH FLOWS**Major non-cash transactions**

During the year ended 31 December 2015, the Company paid a special interim dividend by way of a distribution in specie upon the spin-off of CTEI (note 13).

41 CONTINGENT LIABILITIES

Guarantees were given by certain subsidiaries in the Group to financial institutions in the PRC for certain indebtedness of independent third party customers of the Group. In the case of financial guarantees provided which exceed the net asset value of the relevant subsidiaries, our maximum contingent liabilities are limited to the net asset value of these subsidiaries. The net asset value of the relevant subsidiaries as at 31 December 2016 was US\$85,766,000 (2015: US\$91,009,000). The contingent liabilities of the Group in respect of such guarantees as at 31 December 2016 were US\$30,900,000 (2015: US\$50,185,000).

42 OPERATING LEASE ARRANGEMENTS**As lessor**

The Group leases its investment properties under operating lease arrangements, with the leases negotiated with original terms ranging from 1 to 20 years.

At 31 December 2016, the Group had total future minimum lease receivables under non-cancellable operating leases with its tenants falling due as follows:

		2016 二零一六年 US\$'000 美元千元	2015 二零一五年 US\$'000 美元千元
Within one year	一年內	79	1,037
In the second to fifth years, inclusive	第二至第五年 (包括首尾兩年)	-	13
After five years	五年以後	-	265
		79	1,315

40 綜合現金流量表附註**重大非現金交易**

於截至二零一五年十二月三十一日止年度內，本公司於分拆正大企業國際完成後以實物形式派付特別中期股息(附註13)。

41 或有負債

本集團若干附屬公司在中國為獨立第三方客戶之若干債務向財務機構提供擔保。假若提供的財務擔保超過相關附屬公司之淨資產，本集團最高之或有負債則限於該等附屬公司之淨資產。相關附屬公司於二零一六年十二月三十一日之淨資產約為8,576.6萬美元(二零一五年：9,100.9萬美元)。本集團於二零一六年十二月三十一日有關該等擔保之或有負債為3,090.0萬美元(二零一五年：5,018.5萬美元)。

42 經營租賃安排**作為出租人**

本集團根據經營租賃安排出租其投資物業，所議定之原租期為1至20年不等。

於二零一六年十二月三十一日，不可撤銷之經營租賃下，本集團於未來最少總應收租賃如下：

Notes to Financial Statements

財務報表附註

Year ended 31 December 2016 截至二零一六年十二月三十一日止年度

**42 OPERATING LEASE ARRANGEMENTS
(continued)****42 經營租賃安排(續)****As lessee****作為承租者**

The Group leases certain of its equipment and land under operating lease arrangements, with the leases negotiated with original terms ranging from 1 to 50 years.

本集團根據經營租賃安排租用若干設備及土地，所議定之原租期為1至50年不等。

At 31 December 2016, the Group had total future minimum lease payments under non-cancellable operating leases falling due as follows:

於二零一六年十二月三十一日，不可撤銷之經營租賃下，本集團於未來最少總租賃開支如下：

		2016 二零一六年 US\$'000 美元千元	2015 二零一五年 US\$'000 美元千元
Within one year	一年內	44,375	39,876
In the second to fifth years, inclusive	第二至第五年(包括首尾兩年)	143,423	131,103
After five years	五年以後	232,297	199,859
		420,095	370,838

43 CAPITAL COMMITMENTS**43 資本承擔**

(a) The Group had the following capital commitments as at the end of the reporting period:

(a) 本集團於報告期末之資本承擔如下：

		2016 二零一六年 US\$'000 美元千元	2015 二零一五年 US\$'000 美元千元
Contracted, but not provided for:	已簽約，但尚未作出撥備：		
Buildings	樓宇	38,247	86,022
Plant and machinery (note)	廠房及機器(附註)	33,894	52,379
		72,141	138,401

Note:

附註：

Included in the Group's capital commitment of plant and machinery as at 31 December 2016 is an amount of US\$3,325,000 (2015: US\$4,375,000) contracted but not provided for to related companies.

本集團於二零一六年十二月三十一日有關廠房及機器之資本承擔包括金額為332.5萬美元(二零一五年：437.5萬美元)與關連公司已簽約，但尚未作出撥備之資本承擔。

Notes to Financial Statements

財務報表附註

Year ended 31 December 2016 截至二零一六年十二月三十一日止年度

43 CAPITAL COMMITMENTS

- (b) The Group's share of capital commitments of the joint ventures is as follows:

		2016	2015
		二零一六年	二零一五年
		US\$'000	US\$'000
		美元千元	美元千元
Contracted, but not provided for	已簽約，但尚未作出撥備	-	46

43 資本承擔

- (b) 本集團應佔合營企業之資本承擔如下：

- (c) The Group's share of capital commitments of the associates is as follows:

		2016	2015
		二零一六年	二零一五年
		US\$'000	US\$'000
		美元千元	美元千元
Contracted, but not provided for	已簽約，但尚未作出撥備	4,022	3,924

- (c) 本集團應佔聯營企業之資本承擔如下：

Notes to Financial Statements

財務報表附註

Year ended 31 December 2016 截至二零一六年十二月三十一日止年度

44 RELATED PARTY DISCLOSURES

44 關連人士披露

(a) In addition to the acquisition of Hubei Chia Tai disclosed in note 38, the continuing operations of the Group had the following transactions with related parties during the year:

(a) 除於附註38披露之收購湖北正大，本集團之持續經營業務於年內還與關連人士有以下的交易：

			2016 二零一六年 US\$'000 美元千元	2015 二零一五年 US\$'000 美元千元
		Note 附註		
Sales of goods to:	銷售產品予：			
Joint ventures	合營企業	(i)	27,200	29,900
Associates	聯營公司	(i)	1,600	1,130
HOEL and its related entities#	HOEL及其關連企業#	(i)	684,739	563,473
Itochu Corporation ("ITOCHU")#	伊藤忠商事株式會社 ("伊藤忠")#	(i)	421	1,382
Purchases of goods from:	採購產品自：			
Joint ventures	合營企業	(ii)	14,041	13,318
CPT and its related entities#	CPT及其關連企業#	(ii)	551,566	521,167
CTEI and its subsidiaries#	CTEI及其附屬公司#	(ii)	9,641	4,660
ITOCHU#	伊藤忠#	(ii)	431	-
Rental income received and receivable from HOEL and its related entities^	從HOEL及其關連企業 應收及已收之租金 收入^	(iii)	1,890	2,262
Rental expenses paid and payable to HOEL and its related entities^	應付及已付租金支出予 HOEL及其關連企業^	(iv)	1,606	2,142
Technical service fee to CPG#	技術服務費予CPG#	(v)	32,024	29,896
Project management fee to:	項目管理費予：			
Chia Tai Land Co., Ltd.*	正大置地有限公司*	(vi)	108	3,781
Chia Tai Handing Engineering Management Co., Ltd.*	正大漢鼎工程管理 有限公司*	(vi)	688	2,365
Di Peng Construction Consulting (Shanghai) Co., Ltd.*	帝鵬工程諮詢(上海) 有限公司*	(vi)	27	-
Interest income on trade receivables from HOEL and its related entities	源自HOEL及其關連 企業之應收貿易賬款 之利息收入	(vii)	5,845	5,938

Notes to Financial Statements

財務報表附註

Year ended 31 December 2016 截至二零一六年十二月三十一日止年度

**44 RELATED PARTY DISCLOSURES
(continued)**

(a) (continued)

Notes:

(i) Prices of goods sold to related parties were determined with reference to the prevailing market prices of the goods in respective local markets. The procedures to determine the prices of products sold to related parties are the same as those used to determine the prices of products supplied to independent third parties customers. The selling prices to related parties shall be no more favourable than those made available to the Group's customers which are independent third parties.

(ii) Price of goods purchased from related parties were determined on the basis of arm's length negotiations taking into account the prevailing market prices in respective local markets. The methods and procedures to determine the prices of goods purchased from related parties are the same as those used to determine the prices of goods purchased from independent third party suppliers. The purchase prices from related parties shall be no less favourable than those made available to the Group from suppliers which are independent third parties.

CTEI became a related company of the Company upon its spin-off on 29 June 2015.

(iii) The rental income comprises of (i) US\$1,781,000 (2015: US\$2,154,000) related to the lease and/or use of relevant non-feed related fixed assets located in the PRC by HOEL and its entities, which was determined by reference to the depreciation charge of the relevant assets and applicable tax costs incurred by the Group, and (ii) US\$109,000 (2015: US\$108,000) related to the lease of certain properties of the Group in Hong Kong to other related companies at rates determined by the Group with reference to market rates.

(iv) The rental expense was determined by reference to the depreciation charge of the relevant assets and applicable tax costs incurred by the related companies.

44 關連人士披露 (續)

(a) (續)

附註：

(i) 向關連人士銷售的產品售價乃按有關當地市場的當前市價而釐定。釐定向關連人士銷售的產品售價的程序與釐定向獨立第三方顧客供應的產品售價所用者一致。向關連人士銷售的產品售價並不遜於本集團給予獨立第三方客戶之價格。

(ii) 從關連人士採購的產品價格乃按公平原則磋商經考慮採購於有關當地市場的當前市價而釐定。用於釐定向關連人士採購和從獨立第三方供應商採購的實際方法和程序相同。從關連人士採購的產品價格將不遜於本集團可從獨立第三方供應商採購之價格。

正大企業國際於二零一五年六月二十九日分拆後成為本公司之關連公司。

(iii) 租金收入包括 (i) 總額為178.1萬美元 (二零一五年：215.4萬美元) 之有關由HOEL及其關聯企業租賃及／或使用位於中國有關的非飼料相關之固定資產，乃根據本集團對該有關資產所扣除之折舊額及產生的稅務成本而定，及 (ii) 總額為10.9萬美元 (二零一五年：10.8萬美元) 之有關本集團出租若干位於香港的物業予其他關連公司之租金，按本集團參考市場租金釐定。

(iv) 租金支出乃根據關連公司有關資產的折舊額及相關稅務成本而定。

Notes to Financial Statements

財務報表附註

Year ended 31 December 2016 截至二零一六年十二月三十一日止年度

**44 RELATED PARTY DISCLOSURES
(continued)****44 關連人士披露 (續)**

(a) (continued)

Notes: (continued):

- (v) The technical service fee was charged at 1.5% of the net sales value of products sold by CPVC.
- (vi) The project management fee was charged at 3.0% of the incurred construction cost of production facilities of the Group's food processing plants located at the PRC.
- (vii) The interest income was charged on trade receivable balances due from related companies at rates determined by the Group with reference to market practice.
- # These related party transactions also constitute continuing connected transactions as defined in Chapter 14A of the Listing Rules.
- ^ These related party transactions also constitute continuing connected transactions as defined in Chapter 14A of the Listing Rules for the year ended 31 December 2016, but their size is such that the transactions were exempt from the disclosure and shareholders' approval requirements for continuing connected transactions.
- * These related party transactions also constitute connected transactions as defined in Chapter 14A of the Listing Rules.

(b) Balances with related parties

Details of the Group's balances with joint ventures, associates and related companies included in trade and bills receivables, prepayments, deposits and other receivables, trade payables and other payables and accruals are disclosed in note 26(c), 27(a), 29 and 30(a) to the financial statements, respectively.

(a) (續)

附註：(續)

- (v) 技術服務費乃源自CPVC之產品銷售以淨銷售額的1.5%計算。
- (vi) 項目管理費乃按本集團位於中國之食品處理廠的生產設施已發生的建築成本之3.0%計算。
- (vii) 利息收入乃源自關連公司之應收貿易賬款按本集團參考市場利率慣例釐定之利率計息。
- # 該等關連人士交易也構成上市規則第十四A章內定義之持續關連交易。
- ^ 該等關連人士交易於截至二零一六年十二月三十一日止年度也構成上市規則第十四A章內定義之持續關連交易，但該等交易因其規模，屬於豁免於披露和股東批准規定的持續關連交易。
- * 該等關連人士交易也構成上市規則第十四A章內定義之關連交易。

(b) 與關連人士之間未清賬

有關本集團與合營企業、聯營公司及關連公司之間的餘額包括應收貿易賬款及票據、預付賬款、按金及其他應收賬款、應付貿易賬款及其他應付賬款及預提費用已分別披露於財務報表附註26(c)、27(a)、29及30(a)內。

Notes to Financial Statements

財務報表附註

Year ended 31 December 2016 截至二零一六年十二月三十一日止年度

**44 RELATED PARTY DISCLOSURES
(continued)**

- (c) Compensation of key management personnel who are also directors of the Group:

Short term employee benefits

短期僱員福利

44 關連人士披露(續)

- (c) 本集團主要管理人員(亦為董事)之報酬:

2016	2015
二零一六年	二零一五年
US\$'000	US\$'000
美元千元	美元千元

3,947

4,311

**45 FINANCIAL INSTRUMENTS BY
CATEGORY**

Other than the unlisted equity investments being classified as available-for-sale investments as disclosed in note 23 to the financial statements and the forward exchange contracts being classified as derivative financial instruments as disclosed in note 27 and 30, all financial assets and liabilities of the Group as at 31 December 2016 and 2015 were loans and receivables and financial liabilities stated at amortised cost, respectively.

**46 FINANCIAL RISK MANAGEMENT
OBJECTIVES AND POLICIES**

The Group is exposed to interest rate risk, credit risk, foreign currency risk and liquidity risk. During the year, the Group has entered into forward exchange contracts to manage its exchange rates exposures.

(a) Interest rate risk

The Group's exposure to interest rate risk relates primarily to the Group's debt obligations. The Group monitors interest rate movements and determines appropriate hedging activities when necessary. The Group's exposure to market risk arising from changes in interest rates in respect of cash and cash equivalents is considered relatively minimal.

45 金融工具分類

除載列於本財務報表附註23內被分類為可供出售之投資的非上市權益投資及載列於本財務報表附註27及30內被分類為衍生金融工具的遠期外匯合同外，於二零一六年及二零一五年十二月三十一日，本集團之所有金融資產及負債分別為貸款和應收款及以攤銷成本列賬之金融負債。

46 財務風險管理方針及政策

本集團面對息率風險、信貸風險、外匯風險及流動資金風險。於本年內，本集團已訂立遠期外匯合同以管理其匯率風險。

(a) 息率風險

本集團面對息率風險主要源於本集團之債務責任。本集團監控息率變動，必要時考慮適當的對沖活動。本集團因息率變動而引致現金及現金等價物之市場風險變動相對輕微。

Notes to Financial Statements

財務報表附註

Year ended 31 December 2016 截至二零一六年十二月三十一日止年度

46 FINANCIAL RISK MANAGEMENT OBJECTIVES AND POLICIES (continued)**46 財務風險管理方針及政策(續)****(a) Interest rate risk (continued)****(a) 息率風險(續)**

The following tables set out the carrying amounts of the Group's bank borrowings and corporate bond as at the end of the reporting period that are exposed to interest rate risk:

以下為本集團於報告期末，銀行借款及企業債券在面對利息風險時的賬面值，表列如下：

		2016		2015	
		二零一六年		二零一五年	
		Carrying amount	Effective interest rate	Carrying amount	Effective interest rate
		賬面值	有效利率	賬面值	有效利率
		US\$'000	%	US\$'000	%
		美元千元		美元千元	
Fixed rate	固定利率按以下貨幣				
denominated in:	為單位：				
RMB	人民幣	203,660	3.92	43,119	4.64
Floating rate	浮動利率按以下貨幣				
denominated in:	為單位：				
US\$	美元	789,811	3.94	587,496	4.30
VND	越南盾	229,695	3.92	376,392	5.07
RMB	人民幣	200,446	4.84	96,063	5.62
		1,219,952		1,059,951	

Notes to Financial Statements

財務報表附註

Year ended 31 December 2016 截至二零一六年十二月三十一日止年度

46 FINANCIAL RISK MANAGEMENT OBJECTIVES AND POLICIES (continued)**(a) Interest rate risk (continued)**

The following table demonstrates the sensitivity to a reasonably possible change in interest rates, through the impact on floating rate bank borrowings, of the Group's profit after tax and equity (with all other variables held constant):

			2016 二零一六年	2015 二零一五年
		Increase/ (decrease) in basis points	Increase/ (decrease) in profit after tax and equity 除稅後溢利 及權益	Increase/ (decrease) in profit after tax and equity 除稅後溢利 及權益
	基點	增加／(減少)	增加／(減少)	增加／(減少)
		US\$'000 美元千元	US\$'000 美元千元	US\$'000 美元千元
US\$	美元	100	(7,407)	(5,303)
US\$	美元	(100)	7,407	5,303
RMB	人民幣	100	(1,503)	(720)
RMB	人民幣	(100)	1,503	720
VND	越南盾	100	(1,792)	(2,936)
VND	越南盾	(100)	1,792	2,936

(b) Credit risk

The Group places its cash deposits with a number of major banks and financial institutions. This cash management policy limits the Group's exposure to concentration of credit risk.

46 財務風險管理方針及政策(續)**(a) 息率風險(續)**

下表說明浮動利率銀行借款在合理利率變動下，本集團的稅後利潤及權益的敏感性(其他變數不變)：

(b) 信貸風險

本集團於數家主要銀行及金融機構存放其現金存款。此項現金管理政策減低了本集團信貸集中之風險。

Notes to Financial Statements

財務報表附註

Year ended 31 December 2016 截至二零一六年十二月三十一日止年度

46 FINANCIAL RISK MANAGEMENT OBJECTIVES AND POLICIES (continued)**46 財務風險管理方針及政策 (續)****(b) Credit risk (continued)**

A significant portion of the Group's sales are made to customers in the agricultural industry and, as such, the Group is directly affected by the well-being of that industry. However, the credit risk associated with trade receivables is considered relatively minimal due to the Group's large customer base and its geographical dispersion. The Group performs ongoing credit evaluations of its customers' financial conditions. Trade receivables of US\$2,408,000 (2015: US\$6,156,000) were supported by guarantee issued by bank provided by customers as at 31 December 2016. Appropriate allowances for estimated irrecoverable amounts are recognised in profit or loss when there is objective evidence that the asset is impaired. The allowance recognised is measured as the difference between the asset's carrying amount and the present value of estimated future cash flows discounted at the effective interest rate computed at initial recognition.

Except for the financial guarantees given by the Group as set out in note 41, the Group does not provide any other guarantees which would expose the Group to credit risk. The maximum exposure to credit risk in respect of these financial guarantees at the end of the reporting period is disclosed in note 41. The Group held assets of US\$1,412,000 as at 31 December 2016 (2015: US\$2,050,000) as pledge for the guarantees granted to independent third party customers.

(c) Foreign currency risk

RMB and VND are not freely convertible into foreign currencies. All foreign exchange transactions are conducted with reference to the exchange rates quoted by the People's Bank of China and banks in Vietnam, respectively. Payments for imported materials and remittance of earnings out of mainland China and Vietnam are subject to the availability of foreign currencies.

(b) 信貸風險 (續)

本集團之銷售大部份售予農業客戶，因此本集團亦直接受該行業之狀況影響。然而，由於本集團擁有龐大客戶群及其業務遍佈於不同地區，有關應收賬項之信貸風險也相對地減低。本集團持續地評估其客戶之財務狀況。於二零一六年十二月三十一日，價值240.8萬美元(二零一五年：615.6萬美元)之應收貿易賬款被客戶提供之銀行擔保所支持。當有客觀證據證明資產已減值時，將按估計不可收回之金額作出適當之撥備並確認於損益內。確認之撥備乃資產之賬面值與以最初確認之有效利率折現估計未來現金流之差額。

除載於本財務報表附註41內集團所提供之財務擔保外，本集團並沒有提供其他擔保能使本集團面對信貸風險。於報告期末，有關財務擔保之最高可面對信貸風險已在附註41披露。本集團於二零一六年十二月三十一日為獨立第三方客戶擔保而取得之抵押資產為141.2萬美元(二零一五年：205.0萬美元)。

(c) 外匯風險

人民幣和越南盾均不能自由兌換成外幣。所有外匯交易都分別參考中國人民銀行和位於越南的銀行所報的匯率進行。中國及越南地區外的進口原材料的付款和收入匯款項都受可動用的外幣限制。

Notes to Financial Statements

財務報表附註

Year ended 31 December 2016 截至二零一六年十二月三十一日止年度

46 FINANCIAL RISK MANAGEMENT OBJECTIVES AND POLICIES (continued)**(c) Foreign currency risk (continued)**

The products of the Company's subsidiaries, joint ventures and associates operating in mainland China and Vietnam are sold primarily in RMB and VND respectively. Revenues and profits are thus predominantly denominated in RMB and VND. For certain subsidiaries, joint ventures and associates, funds denominated in RMB and VND may have to be, and from time to time are, converted into US\$ or other foreign currencies for the purchase of imported materials and equipment.

Should RMB and VND appreciate/depreciate against the US\$, it may increase/reduce the foreign currency equivalent of such earnings available for distribution by these subsidiaries, joint ventures and associates of the Company.

The Group's businesses are principally operated in mainland China and Vietnam and substantially all transactions are conducted in RMB and VND.

The following table demonstrates the sensitivity at the end of the reporting period to a possible change in RMB and VND exchange rates, with all other variables held constant, of the Group's profit before tax and equity (due to changes in the fair value of monetary assets and liabilities of the Group's foreign subsidiaries). The analysis excludes differences that would result from the translation of the financial statement of foreign operations into the Group's presentation currency.

46 財務風險管理方針及政策(續)**(c) 外匯風險(續)**

本公司營運於中國大陸及越南的附屬公司、合營企業及聯營公司的產品分別主要以人民幣和越南盾銷售。因此，收入和溢利以人民幣和越南盾為主。若干附屬公司、合營企業和聯營公司，需不時以人民幣及越南盾兌換為美元或其他外幣以購買進口材料及設備。

倘若人民幣和越南盾較美元升值／貶值，它可能會增加／減少本公司的附屬公司、合營企業和聯營公司的外幣等值收益。

本集團之業務主要於中國大陸和越南境內營運，大部份交易以人民幣及越南盾為單位。

下表顯示在其他變數維持不變的情況下，本集團之除稅前溢利及權益(因本集團的國外附屬公司之貨幣資產及負債之公允值變動)於報告期末對人民幣及越南盾匯率可能發生之變動之敏感程度。該等分析不包括換算外地業務財務報表至本集團之列報貨幣時可能產生的差異。

Notes to Financial Statements

財務報表附註

Year ended 31 December 2016 截至二零一六年十二月三十一日止年度

46 FINANCIAL RISK MANAGEMENT
OBJECTIVES AND POLICIES (continued)

46 財務風險管理方針及政策(續)

(c) Foreign currency risk (continued)

(c) 外匯風險(續)

		Appreciation/ (depreciation) in RMB or VND 人民幣或越南盾 升值/(貶值)	Increase/ (decrease) in profit before tax 除稅前溢利 增加/(減少) US\$'000 美元千元	Increase/ (decrease) in equity 權益 增加/(減少) US\$'000 美元千元
Year ended 31 December 2016	截至二零一六年十二月三十一日止年度			
If US\$ weakens against RMB	倘美元較人民幣貶值	3%	5,899	4,424
If US\$ strengthens against RMB	倘美元較人民幣升值	(3%)	(5,899)	(4,424)
If US\$ weakens against VND	倘美元較越南盾貶值	3%	454	354
If US\$ strengthens against VND	倘美元較越南盾升值	(3%)	(454)	(354)
Year ended 31 December 2015	截至二零一五年十二月三十一日止年度			
If US\$ weakens against RMB	倘美元較人民幣貶值	3%	5,103	3,876
If US\$ strengthens against RMB	倘美元較人民幣升值	(3%)	(5,103)	(3,876)
If US\$ weakens against VND	倘美元較越南盾貶值	3%	1,285	1,002
If US\$ strengthens against VND	倘美元較越南盾升值	(3%)	(1,285)	(1,002)

(d) Liquidity risk

(d) 流動資金風險

The Group's objective is to maintain a balance between funding continuity and flexibility through the use of various types of borrowings.

本集團的目的乃透過利用各種類型的借款，維持資金延續性與靈活性之間的平衡。

The Group monitors current and expected liquidity requirements to ensure that it maintains sufficient reserves of cash and bank facilities to meet its liquidity requirements.

本集團監察現時及預期之流動資金需求以確保維持足夠現金儲備及銀行信貸以應付其流動資金需求。

Notes to Financial Statements

財務報表附註

Year ended 31 December 2016 截至二零一六年十二月三十一日止年度

46 FINANCIAL RISK MANAGEMENT OBJECTIVES AND POLICIES (continued)**(d) Liquidity risk (continued)**

The maturity profile of the Group's financial liabilities as at the end of the reporting period, based on the contractual undiscounted payments, was as follows:

At 31 December 2016

		Within 1 year or on demand 按要求或 少於一年 US\$'000 美元千元	1 to 5 years 一至五年 US\$'000 美元千元	Over 5 years 超過五年 US\$'000 美元千元	Total 總額 US\$'000 美元千元
Trade and bills payables	應付貿易賬款及票據	340,609	-	-	340,609
Other payables and accruals	其他應付賬款及預提費用	248,836	-	-	248,836
Bank borrowings	銀行借款	376,093	886,124	18,009	1,280,226
Corporate bond	企業債券	-	143,988	-	143,988
Estimated interests on bank borrowings	估計銀行借款利息	25,846	66,897	3,213	95,956
Estimated interests on corporate bond	估計企業債券利息	5,564	21,002	-	26,566
Guarantee issued in respect of certain indebtedness of independent third party customers (note 41)	為獨立第三方客戶之若干債務提供之擔保(附註41)	30,900	-	-	30,900
		1,027,848	1,118,011	21,222	2,167,081

46 財務風險管理方針及政策(續)**(d) 流動資金風險(續)**

下表概述於報告期末之到期日，本集團根據合約性未貼現款項的財務負債：

於二零一六年十二月三十一日

Notes to Financial Statements

財務報表附註

Year ended 31 December 2016 截至二零一六年十二月三十一日止年度

46 FINANCIAL RISK MANAGEMENT
OBJECTIVES AND POLICIES (continued)

46 財務風險管理方針及政策(續)

(d) Liquidity risk (continued)

(d) 流動資金風險(續)

At 31 December 2015

於二零一五年十二月三十一日

		Within 1 year or on demand 按要求或 少於一年 US\$'000 美元千元	1 to 5 years 一至五年 US\$'000 美元千元	Over 5 years 超過五年 US\$'000 美元千元	Total 總額 US\$'000 美元千元
Trade and bills payables	應付貿易賬款及票據	280,802	-	-	280,802
Other payables and accruals	其他應付賬款及預提費用	234,141	-	-	234,141
Bank borrowings	銀行借款	482,963	449,384	170,723	1,103,070
Estimated interests on bank borrowings	估計銀行借款利息	40,324	59,368	22,709	122,401
Guarantee issued in respect of certain indebtedness of independent third party customers (note 41)	為獨立第三方客戶之若干債務提供之擔保(附註41)	50,185	-	-	50,185
		1,088,415	508,752	193,432	1,790,599

(e) Capital management

(e) 資本管理

The primary objectives of the Group's capital management are to safeguard the Group's ability to continue as a going concern and to maintain healthy capital ratios in order to support its business and maximise shareholders' value.

本集團管理資本的主要目的為保障本集團能持續經營，並保持健康資本比率以支持其業務及令其股東價值最大化。

The Group manages its capital structure and makes adjustments to it in light of changes in economic conditions. To maintain or adjust the capital structure, the Group may adjust the dividend payment to shareholders or issue new shares. The Group is not subject to any externally imposed capital requirements. No changes were made in the objectives, policies or processes for managing capital during the year ended 31 December 2016 and 2015.

本集團按照經濟狀況的變動管理資本架構，並作出適當調整。為了維持或調整資本架構，本集團可能會調整支予股東的股息金額或發行新股份。本集團概無任何外部施加之資本需求。於截至二零一六年及二零一五年十二月三十一日止年度，並無資本管理上的目標、政策或方法曾作出變動。

Notes to Financial Statements

財務報表附註

Year ended 31 December 2016 截至二零一六年十二月三十一日止年度

46 FINANCIAL RISK MANAGEMENT OBJECTIVES AND POLICIES (continued)**46 財務風險管理方針及政策(續)****(e) Capital management (continued)****(e) 資本管理(續)**

The Group monitors its capital structure using a number of financial ratios. A key ratio is the net debt to equity ratio, which is total bank borrowings and corporate bond less cash and deposits divided by total equity. The Group's policy is to maintain the net debt to equity ratio at reasonable level. Capital represents the equity attributable to owners of the Company. The net debt to equity ratios as at the end of the reporting periods were as follows:

本集團利用數項財務比率監察其資本架構。其中一項主要指標為淨債務權益比率，即銀行借款及企業債券總額減現金及存款後除以權益總額。本集團之政策乃維持淨債務權益比率於合理水平。資本乃可分配給本公司擁有人之權益。於報告期末之淨債務權益比率如下：

			2016 二零一六年	2015 二零一五年
		Note 附註	US\$'000 美元千元	US\$'000 美元千元
Total bank borrowings and corporate bond	銀行借款及企業債券總額	31, 32	1,423,612	1,103,070
Less: Pledged deposits	減：已抵押存款	28	(41,005)	(48,900)
Time deposits with maturity over three months	到期日超過三個之定期存款	28	(151,112)	(206,869)
Cash and cash equivalents	現金及現金等價物	28	(268,904)	(288,238)
Net debt	淨負債		962,591	559,063
Total equity	權益總額		1,418,748	1,315,882
Net debt to equity ratio	淨債務權益比率		0.68	0.42

(f) Agricultural activities**(f) 農業活動**

The Group is exposed to risks arising from environmental changes, climatic changes, outbreak of diseases, regulatory changes, etc..

本集團面對由環境轉變、氣候轉變、疫症爆發、法規轉變等引起的風險。

The Group's geographic spread of farms allows a high degree of mitigation against adverse climatic conditions. The Group has appropriate environmental policies and procedures in place to comply with environmental and other laws. The Group monitors the health of its livestock on a regular basis and has procedures in place to minimise and manage risk exposure to diseases.

本集團農場的地理分佈可抵消很大程度上的不利氣候條件。本集團擁有恰當的環境政策及程序用以遵守環境及其他法規。本集團定期監察禽畜的健康並已確立減少及管理面對疾病的風險之程序。

Notes to Financial Statements

財務報表附註

Year ended 31 December 2016 截至二零一六年十二月三十一日止年度

47 STATEMENT OF FINANCIAL POSITION OF THE COMPANY 47 本公司的財務狀況表

		2016 二零一六年 US\$'000 美元千元	2015 二零一五年 US\$'000 美元千元
NON-CURRENT ASSETS	非流動資產		
Property, plant and equipment	物業、廠房及設備	171	322
Investments in subsidiaries	於附屬公司的投資	1,822,334	1,822,334
Due from subsidiaries	應收附屬公司款項	65,043	233,934
Total non-current assets	總非流動資產	1,887,548	2,056,590
CURRENT ASSETS	流動資產		
Due from subsidiaries	應收附屬公司款項	391,357	137,392
Prepayments, deposits and other receivables	預付賬款、按金及其他應收賬款	357	394
Cash and cash equivalents	現金及現金等價物	12,107	3,667
Total current assets	總流動資產	403,821	141,453
CURRENT LIABILITIES	流動負債		
Other payables and accruals	其他應付賬項及預提費用	2,323	8,096
Bank borrowings	銀行借款	-	81,495
Total current liabilities	總流動負債	2,323	89,591
NET CURRENT ASSETS	淨流動資產	401,498	51,862
TOTAL ASSETS LESS CURRENT LIABILITIES	總資產減流動負債	2,289,046	2,108,452

Notes to Financial Statements

財務報表附註

Year ended 31 December 2016 截至二零一六年十二月三十一日止年度

47 STATEMENT OF FINANCIAL POSITION OF THE COMPANY (continued) 47 本公司的財務狀況表(續)

		2016 二零一六年 US\$'000 美元千元	2015 二零一五年 US\$'000 美元千元
NON-CURRENT LIABILITIES	非流動負債		
Bank borrowings	銀行借款	593,213	275,045
Other non-current liabilities	其他非流動資產	719	701
Total non-current liabilities	總非流動負債	593,932	275,746
NET ASSETS	資產淨值	1,695,114	1,832,706
EQUITY	權益		
Issued capital	已發行股本	253,329	253,329
Reserves (note)	儲備(附註)	1,389,485	1,510,733
Proposed final dividend	建議末期股息	52,300	68,644
TOTAL EQUITY	權益總額	1,695,114	1,832,706

Notes to Financial Statements

財務報表附註

Year ended 31 December 2016 截至二零一六年十二月三十一日止年度

47 STATEMENT OF FINANCIAL POSITION OF THE COMPANY (continued) 47 本公司的財務狀況表(續)

Note:

A summary of the Company's reserves is as follows:

附註:

本公司之儲備摘要如下:

			Share premium account 股份溢價賬 US\$'000 美元千元	Contributed surplus 實繳盈餘賬 US\$'000 美元千元	Retained profits 未分配利潤 US\$'000 美元千元	Total 總額 US\$'000 美元千元
		Note 附註				
At 1 January 2015	於二零一五年 一月一日		10,740	1,396,882	209,787	1,617,409
Profit for the year and total comprehensive income for the year	本年溢利及年內全面 收益總額		-	-	65,820	65,820
2015 interim dividend	二零一五年中期股息	13	-	(55,569)	-	(55,569)
2015 final dividend	二零一五年末期股息	13	-	(68,644)	-	(68,644)
Dividend by way of a distribution in specie	以實物分派方式派付 股息	13	-	-	(48,283)	(48,283)
At 31 December 2015 and 1 January 2016	於二零一五年十二月 三十一日及二零 一六年一月一日		10,740	1,272,669	227,324	1,510,733
Profit for the year and total comprehensive income for the year	本年溢利及年內全面 收益總額		-	-	9,502	9,502
2016 interim dividend	二零一六年中期股息	13	-	(78,450)	-	(78,450)
2016 final dividend	二零一六年末期股息	13	-	(52,300)	-	(52,300)
At 31 December 2016	於二零一六年 十二月三十一日		10,740	1,141,919	236,826	1,389,485

Notes to Financial Statements

財務報表附註

Year ended 31 December 2016 截至二零一六年十二月三十一日止年度

48 EVENTS AFTER THE REPORTING PERIOD 48 報告期後事項

Subsequent to the reporting period, the following significant events occurred:

In December 2016, a subsidiary of the Group signed an equity transaction agreement with COFCO Poultry Industry Co. Ltd. (the "Seller") to:

- (i) acquire the entire interest in Chia Tai Food (Suqian) Co., Ltd. (previous name: COFCO Meat (Suqian) Co., Ltd.) ("Suqian Chia Tai") from the Seller at a consideration of RMB187,000,000 (equivalent to approximately US\$26,926,000); and
- (ii) take over the shareholder's loan, due from Suqian Chia Tai to the Seller, of RMB384,000,000 (equivalent to approximately US\$55,291,000) by paying the same amount to the Seller.

Suqian Chia Tai is principally engaged in the manufacture and sale of chicken meat products in the PRC. The total consideration of RMB571,000,000 (equivalent to approximately US\$82,217,000) was fully settled as at 31 December 2016, and included in "Other non-current assets" in the consolidated statement of financial position of the Group as at 31 December 2016. The acquisition was completed in January 2017. Management is still in the process of assessing the fair value of identifiable assets and liabilities of Suqian Chia Tai at the completion date and hence the disclosure of amounts to be recognised in each line item in the consolidated statement of financial position is impracticable in this annual report.

以下重大事項於報告期後發生：

於二零一六年十二月，本集團一家附屬公司與中糧禽業有限公司（「賣方」）簽訂股權交易協議，以：

- (i) 代價為人民幣1.87億元（相等於約2,692.6萬美元）向賣方收購正大食品（宿遷）有限公司（前名：中糧肉食（宿遷）有限公司）（「宿遷正大」）之全部權益；及
- (ii) 向賣方支付等額以接管宿遷正大應付賣方的人民幣3.84億元股東貸款（相等於約5,529.1萬美元）。

宿遷正大主要於中國產銷雞肉產品。截至二零一六年十二月三十一日，總代價人民幣5.71億元（相等於約8,221.7萬美元）已悉數結清，並載列於本集團綜合財務狀況表之「其他非流動資產」內。此收購已於二零一七年一月完成。管理層現時仍在評估宿遷正大可識別資產及負債的公允值，因此，於此年報披露需確認於綜合財務狀況表各項中之金額為不切實際。

Corporate Information

公司資料

Executive Directors

Mr. Dhanin Chearavanont (Chairman)
 Mr. Adirek Sripratak (Vice Chairman)
 Mr. Soopakij Chearavanont (Vice Chairman)
 Mr. Suphachai Chearavanont
 Mr. Bai Shanlin (Chief Executive Officer (China Area))
 Mr. Sooksunt Jiumjaiswanglerg
 (Chief Executive Officer (Vietnam Area))
 Mrs. Arunee Watcharananan
 Mr. Yu Jianping

Non-executive Directors

Mr. Meth Jiaravanont
 Mr. Yoichi Ikezoe

Independent Non-executive Directors

Mr. Ma Andrew Chiu Cheung
 Mr. Sombat Deo-isres
 Mr. Sakda Thanitcul
 Mr. Vinai Vittavagarnvej
 Mrs. Vatchari Vimooktayon

Audit Committee

Mr. Ma Andrew Chiu Cheung (Chairman)
 Mr. Meth Jiaravanont
 Mr. Sombat Deo-isres
 Mr. Sakda Thanitcul

Remuneration Committee

Mr. Ma Andrew Chiu Cheung (Chairman)
 Mr. Adirek Sripratak
 Mr. Sombat Deo-isres
 Mr. Sakda Thanitcul

Nomination Committee

Mr. Dhanin Chearavanont (Chairman)
 Mr. Adirek Sripratak
 Mr. Ma Andrew Chiu Cheung
 Mr. Sombat Deo-isres
 Mr. Sakda Thanitcul

Corporate Governance Committee

Mr. Ma Andrew Chiu Cheung (Chairman)
 Mr. Sombat Deo-isres
 Mr. Sakda Thanitcul

Company Secretary

Mr. Lau Wing Yuen

執行董事

謝國民先生(董事長)
 蔡益光先生(副董事長)
 謝吉人先生(副董事長)
 謝鎔仁先生
 白善霖先生(行政總裁(中國區))
 Sooksunt Jiumjaiswanglerg先生
 (行政總裁(越南區))
 Arunee Watcharananan女士
 于建平先生

非執行董事

謝克俊先生
 池添洋一先生

獨立非執行董事

馬照祥先生
 Sombat Deo-isres先生
 Sakda Thanitcul先生
 Vinai Vittavagarnvej先生
 Vatchari Vimooktayon女士

審核委員會

馬照祥先生(主席)
 謝克俊先生
 Sombat Deo-isres先生
 Sakda Thanitcul先生

薪酬委員會

馬照祥先生(主席)
 蔡益光先生
 Sombat Deo-isres先生
 Sakda Thanitcul先生

提名委員會

謝國民先生(主席)
 蔡益光先生
 馬照祥先生
 Sombat Deo-isres先生
 Sakda Thanitcul先生

企業管治委員會

馬照祥先生(主席)
 Sombat Deo-isres先生
 Sakda Thanitcul先生

公司秘書

劉永源先生

Corporate Information

公司資料

Registered Office

Canon's Court
22 Victoria Street
Hamilton HM12
Bermuda

Principal Place of Business

21st Floor, Far East Finance Centre
16 Harcourt Road, Hong Kong

Auditors

KPMG
Certified Public Accountants

Legal Advisors

Hong Kong Law
Linklaters

Bermudian Law
Appleby

Principal Bankers

Citibank, N.A.
The Hongkong and Shanghai Banking Corporation Limited
Standard Chartered Bank

Share Registrars

Hong Kong
Computershare Hong Kong Investor Services Limited
Shops 1712-1716, 17th Floor, Hopewell Centre
183 Queen's Road East, Wanchai, Hong Kong

Bermuda
MUFG Fund Services (Bermuda) Limited
The Belvedere Building
69 Pitts Bay Road
Pembroke HM08
Bermuda

Share Listing

The Stock Exchange of Hong Kong Limited
Stock Code: 43

American Depositary Receipt ("ADR")

Sponsored Level 1
Ratio: 1 ADR = 25 Ordinary Shares
Exchange: OTC
Symbol: CPKPY
CUSIP: 125918201
Depository: The Bank of New York

Website

<http://www.cpp.hk>

註冊辦事處

Canon's Court
22 Victoria Street
Hamilton HM12
Bermuda

主要營業地點

香港夏慤道16號
遠東金融中心21樓

核數師

畢馬威會計師事務所
執業會計師

法律顧問

香港法律
年利達律師事務所

百慕達法律
Appleby

主要往來銀行

花旗銀行
滙豐銀行
渣打銀行

股份過戶登記處

香港
香港中央證券登記有限公司
香港灣仔皇后大道東183號
合和中心17樓1712-1716號舖

百慕達
MUFG Fund Services (Bermuda) Limited
The Belvedere Building
69 Pitts Bay Road
Pembroke HM08
Bermuda

股份上市地點

香港聯合交易所有限公司
股份代號：43

美國預託證券(「ADR」)

Sponsored Level 1
比率：1 ADR = 25股普通股
交易所：場外交易
代號：CPKPY
CUSIP: 125918201
保管人：紐約銀行

公司網站

<http://www.cpp.hk>



C.P. Pokphand Co. Ltd.
21/F, Far East Finance Centre,
16 Harcourt Road, Hong Kong
Tel.: 2520 1601
www.cpp.hk