



**中國太平保險控股有限公司**  
China Taiping Insurance Holdings Company Limited

**二零一七年年報**  
**2017 Annual Report**

股份代碼 Stock Code : HK 00966

# Contents 目錄

Corporate Information 公司資料	4
Simplified Ownership Structure 簡明公司架構	6
Chairman's Statement 董事長致辭	8
Management Review and Analysis 管理層回顧和分析	14
Independent Actuaries Report on Review of Embedded Value Information 關於內含價值信息的獨立精算師審閱報告	56
Embedded Value 內含價值	58
Biographical Details of Directors, Senior Management and Company Secretary 董事、高級管理層及公司秘書之履歷	68
Report of the Directors 董事會報告書	86
Corporate Governance Report 企業管治報告書	103
<b>Financial Statements 財務報告</b>	
Consolidated Statement of Profit or Loss 綜合損益表	124
Consolidated Statement of Profit or Loss and Other Comprehensive Income 綜合損益及其他全面收益表	125
Consolidated Statement of Financial Position 綜合財務狀況表	126
Consolidated Statement of Changes in Equity 綜合權益變動表	128
Consolidated Statement of Cash Flows 綜合現金流量表	130
Notes to the Consolidated Financial Statements 綜合財務報表附註	134

# Contents 目錄

Notes to the Consolidated Financial Statements		綜合財務報表附註	
1	Significant Accounting Policies, Changes in Accounting Policies and Restatement	主要會計政策、會計政策改變及重列	134
2	Insurance, Financial and Capital Risk Management	保險、財務及資本風險管理	178
3	Segment Information	營運分部	207
4	Total Premiums Written and Policy Fees	總保費及保單費收入	219
5	Investment Income	投資收入	222
6	Other Income	其他收益	228
7	Net Policyholders' Benefits and Net Commission Expenses	保單持有人利益淨額及佣金支出淨額	229
8	Profit before Taxation	除稅前溢利	232
9	Directors' and Chief Executive's Remuneration	董事及行政總裁酬金	233
10	Individuals with Highest Emoluments	最高酬金人士	235
11	Income Tax in the Consolidated Statement of Profit or Loss	綜合損益表內的稅項	237
12	Dividends	股息	238
13	Earnings per Share	每股盈利	239
14	Statutory Deposits	法定存款	241
15	Fixed Assets	固定資產	242
16	Goodwill and Intangible Assets	商譽及無形資產	248
17	Subsidiaries	附屬公司	252
18	Interests in Associates and Joint Ventures	於聯營公司及合營公司的權益	262
19	Investments in Debt and Equity Securities	債務及股本證券投資	271
20	Amounts Due from/(to) Group Companies	應收／(應付)集團內公司款項	276
21	Insurance Debtors	保險客戶應收賬款	277
22	Reinsurers' Share of Insurance Contract Provisions	分保公司應佔保險合約準備	279
23	Finance Lease Receivables	應收金融租賃	279
24	Other Assets	其他資產	280
25	Pledged and Restricted Bank Deposits	已抵押及受限制銀行存款	282
26	Cash and Cash Equivalents	現金及現金等價物	282
27	Life Insurance Contract Liabilities	壽險合約負債	283
28	Unearned Premium Provisions	未到期責任準備金	285
29	Provision for Outstanding Claims	未決賠款準備	287
30	Investment Contract Liabilities	投資合約負債	289
31	Deferred Tax Assets and Liabilities	遞延稅項資產及負債	290

# Contents 目錄

Notes to the Consolidated Financial Statements 綜合財務報表附註		
32	Interest-Bearing Notes	需付息票據 292
33	Insurance Creditors	保險應付賬款 294
34	Other Payables and Accruals	其他應付及應計款項 294
35	Insurance Protection Fund	保險保障基金 295
36	Securities Purchased under Resale Agreements/ Securities Sold under Repurchase Agreements	買入返售證券／賣出回購證券 295
37	Reconciliation of Movements of Liabilities to Cash Flows Arising from Financing Activities	負債變動與融資活動產生的現金流之 對賬 297
38	Bank Borrowings	銀行貸款 298
39	Share Capital	股本 299
40	Reserves	儲備 300
41	Perpetual Subordinated Capital Securities	永續次級資本證券 304
42	Employee Retirement Benefits	僱員退休福利 305
43	Equity Compensation Benefits	股本補償福利 306
44	Maturity Profile	到期情況 308
45	Fair Values of Financial Instruments	金融工具的公允價值 310
46	Commitments	承擔 315
47	Policyholder Account Assets in Respect of Unit-Linked Products	有關投資連結產品之保單持有人賬戶資產 316
48	Contingent Liabilities	或然負債 317
49	Material Related Party Transactions	重大關連人士交易 317
50	Statement of Financial Position and Reserve of Holding Company	控股公司財務狀況表及儲備 318
51	Accounting Estimates and Judgements	會計估計及判斷 320
52	Parent and Ultimate Holding Companies	母公司及最終控股公司 321
53	Possible Impact of New HKFRSs issued but not yet effective for the year ended 31 December 2017	已在截至二零一七年十二月三十一日止年度 前頒布但尚未生效的新訂香港財務報告 準則所可能產生的影響 322
Independent Auditor's Report 獨立核數師報告		326
Five Year Financial Summary 五年財務概要		334
Definitions 釋義		336

# Corporate Information

## 公司資料

### DIRECTORS

#### Executive directors

WANG Bin *Chairman*  
WANG Sidong *Vice Chairman and  
General Manager*  
WANG Tingke *Deputy General Manager*  
YU Xiaoping

#### Non-executive directors

HUANG Weijian  
ZHU Xiangwen  
WU Changming  
NI Rongming  
WU Jiesi\*  
ZHU Dajian\*  
WU Ting Yuk Anthony\*  
XIE Zhichun\*

\* *Independent*

### COMPANY SECRETARY

ZHANG Ruohan

### AUTHORISED REPRESENTATIVES

WANG Bin  
ZHANG Ruohan

### REGISTERED OFFICE

22nd Floor, China Taiping Tower Phase I  
8 Sunning Road  
Causeway Bay  
Hong Kong

Telephone : (852) 2854 6100  
Facsimile : (852) 2544 5269  
E-mail : mail@cнтаiping.com

### 董事

#### 執行董事

王濱 *董事長*  
王思東 *副董事長及  
總經理*  
王廷科 *副總經理*  
于小萍

#### 非執行董事

黃維健  
祝向文  
武常命  
倪榮鳴  
武捷思\*  
諸大建\*  
胡定旭\*  
解植春\*

\* *獨立*

### 公司秘書

張若晗

### 授權代表

王濱  
張若晗

### 註冊辦事處

香港  
銅鑼灣  
新寧道八號  
中國太平大廈第一期二十二樓

電話 : (852) 2854 6100  
傳真 : (852) 2544 5269  
電郵 : mail@cнтаiping.com

## Corporate Information 公司資料

### REGISTRAR AND TRANSFER OFFICE

Hong Kong Registrars Limited  
46th Floor, Hopewell Centre  
183 Queen's Road East  
Hong Kong

### INDEPENDENT AUDITORS

PricewaterhouseCoopers

### PRINCIPAL BANKERS

Bank of China (Hong Kong) Limited  
Nanyang Commercial Bank, Ltd.

### WEBSITE

[www.ctih.cntaiping.com](http://www.ctih.cntaiping.com)  
[www.cntaiping.com](http://www.cntaiping.com)

### STOCK MARKET LISTING

The Main Board of The Stock Exchange  
of Hong Kong Limited  
(Stock Code: HK 00966)

### 股份過戶登記處

香港證券登記有限公司  
香港皇后大道東一八三號  
合和中心四十六樓

### 獨立核數師

羅兵咸永道會計師事務所

### 主要往來銀行

中國銀行(香港)有限公司  
南洋商業銀行有限公司

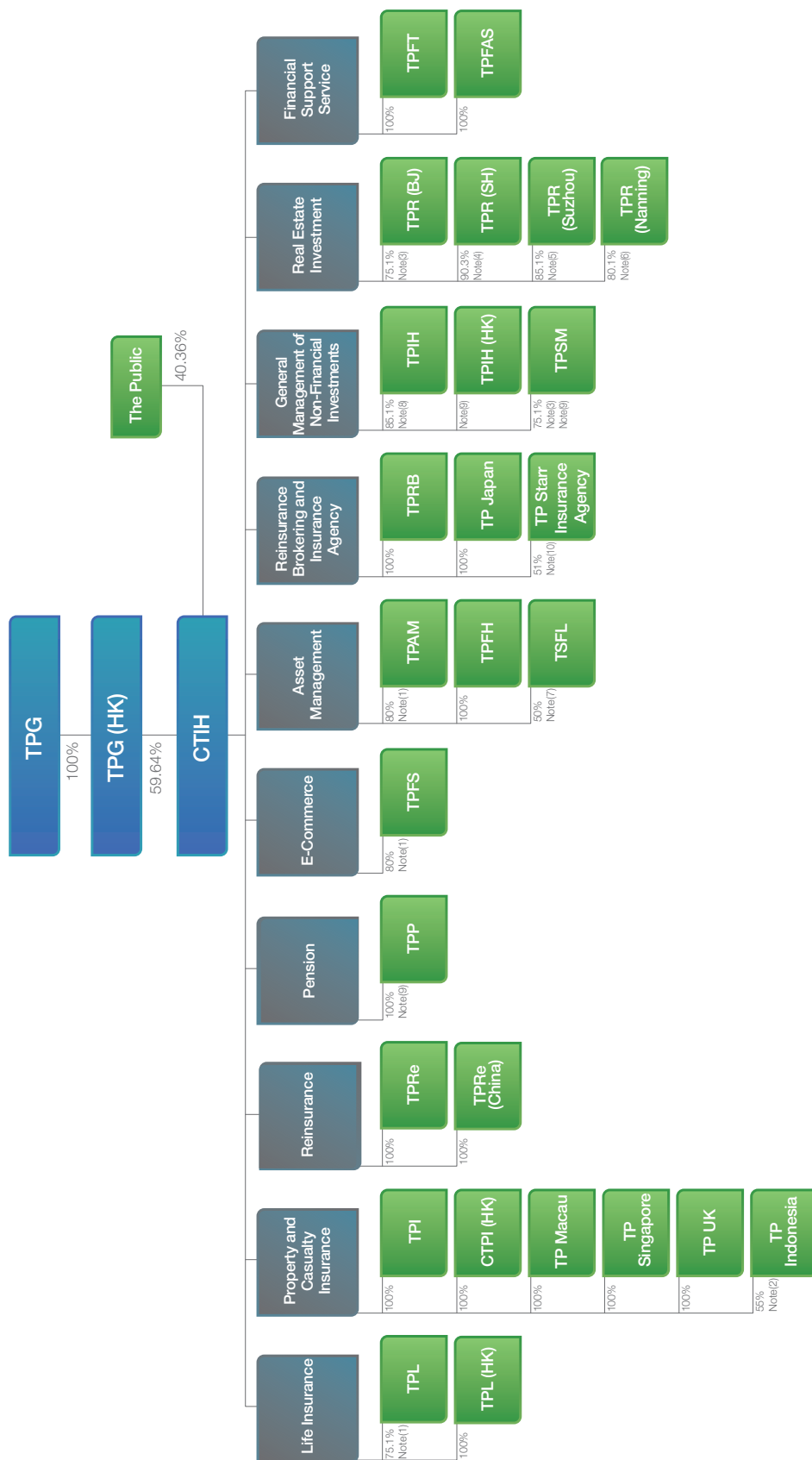
### 網址

[www.ctih.cntaiping.com](http://www.ctih.cntaiping.com)  
[www.cntaiping.com](http://www.cntaiping.com)

### 上市證券交易所

香港聯合交易所有限公司主板  
(股份代碼: HK 00966)

# Simplified Ownership Structure



Note (1) : Ageas owns the remaining 24.9%, 20% and 20% equity interests in TPL, TPFS and TPAM, respectively.

Note (2) : PT Megah Putra Manunggal owns the remaining 45% equity interest in TP Indonesia.

Note (3) : TP Megah Putra Manunggal owns the remaining 45% equity interest in TP Indonesia.

Note (4) : TPIH (HK) and TPL own 61% and 39% of the equity interests in TPSM and TPR (BU) is 75.1%.

Note (5) : TPL, TPI and TPPM own 60%, 20% and 20% of the equity interests in TPR (Suzhou), respectively. CTIH's effective interest in TPR (SH) is 90.3%.

Note (6) : TPL and TPI own 80% and 20% of the equity interests in TPR (Nanning), respectively. CTIH's effective interest in TPR (Nanning) is 80.1%.

Note (7) : Sinopec Group Company owns the remaining 50% equity interests in TSFL.

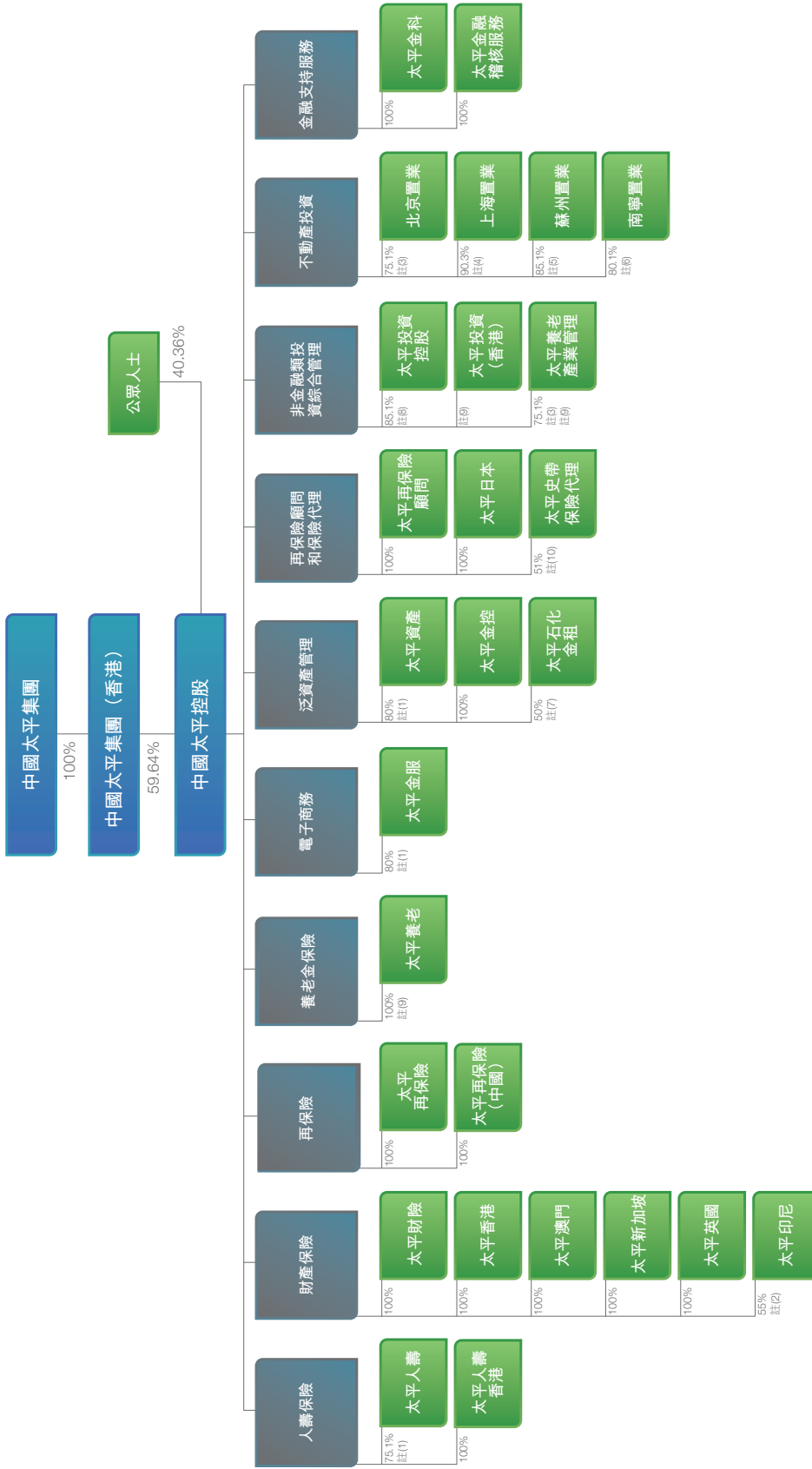
Note (8) : TPL and TPI own 60% and 40% of the equity interests in TPIH, respectively. CTIH's effective interest in TPIH is 85.1%.

Note (9) : In addition to operating its own business lines, TPIH (HK), TPSM and TPR also act as investment platforms in the asset management business.

Note (10) : Starr Insurance Holdings, Inc. owns the remaining 49% effective equity interests in TP Starr Insurance Agency.

(As at 31 December 2017)

# 簡明公司架構



註(1)：富傑分別持有太平人壽、太平金服及太平資產其餘之24.9%、20%及20%權益。  
 註(2)：PT Megah Putra Manunggal持有太平印尼其餘之45%權益。  
 註(3)：太平養老產業管理及北京置業均為太平人壽的全資附屬公司。中國太平控股於太平養老產業管理及北京置業的有效權益為75.1%。  
 註(4)：太平投資(香港)及太平人壽分別持有上海置業61%及39%權益。中國太平控股於上海置業的有效權益為90.3%。  
 註(5)：太平人壽、太平財險及太平物業分別持有蘇州置業60%、20%及20%權益。中國太平控股於蘇州置業的有效權益為85.1%。  
 註(6)：太平人壽及太平財險分別持有南寧置業80%及20%權益。中國太平控股於南寧置業的有效權益為80.1%。  
 註(7)：中石化集團公司持有太平石化金租其餘之50%權益。  
 註(8)：太平人壽及太平財險分別持有太平投資60%及40%權益。中國太平控股於太平投資控股的有效權益為85.1%。  
 註(9)：太平投資(香港)、太平養管和太平養老除經營各自條線的業務外，同時亦為泛資產管理線條的投資平台。  
 註(10)：Starr Insurance Holdings, Inc. 持有太平史帶保險代理其餘之49%有效權益。



## Chairman's Statement

2017 is the third year of implementing the “High-quality Strategy” by China Taiping. I am delighted to report that in 2017, China Taiping endeavored to make explorations and innovations, adhering to the working policy of “Steady Growth, Innovation-driven, Lower Cost and Higher Efficiency, Strictly Controlling Risks”, which maintained great momentum for business development, continuously optimised business structure, and obviously improved profitability.

### REVIEW OF OPERATING RESULTS OVER THE THREE YEARS SINCE THE IMPLEMENTATION OF HIGH-QUALITY STRATEGY

Having successfully fulfilled the objective of “Three Year Rebuilding” in 2015, China Taiping proactively adapted to the new normal of economic development, and strove to become the “Most Unique and High Potential High-quality Insurance Company” with new development concept.

Over the past three years, China Taiping adhered to the High-quality Strategy, sought progress along with stability, and focused on the integration of speed and quality and coordination between scale and efficiency, with the core business development indexes surpassing the market, the market and brand value greatly enhanced, and comprehensive strength obviously improved. The average growth rate of the total premiums, total assets and assets under management was 17.0%, 14.5% and 20.2%, respectively, ranking one of the top among the counterparts.

Over the past three years, China Taiping continuously strengthened operation characteristics, and greatly enhanced the core competitiveness. It successfully acquired a public fund company. TPre (China) obtained the second Chinese-funded reinsurance license, and TP Technology was approved to be established as the first technology insurance company in China. The Group basically obtained all the insurance licenses, and finished the establishment of the investment platform. It solidly promoted the international operation layout following the concept of “focusing on Asia-Pacific based in Hong Kong and Macau with Europe and America as two wings”. The Group Strategic Cooperation was continuously deepened. Currently, China Taiping has signed Group Strategic Cooperation Agreements with 84 strategic clients, and the Group Strategic Cooperation has become the new engine for the business development of the Group.

Over the past three years, China Taiping firmly kept the risk bottom line, continuously innovated in the risk prevention and control mechanism, enhanced the risk prevention and control level during operation, and obviously improved the capability to prevent and dissolve risks, always taking the risk prevention and control as the eternal theme of the continuous and sound development of the Group.

### REVIEW OF PERFORMANCE IN 2017

The total premium reached HK\$178.7 billion in 2017, increased by 19.7% over the Last Year. The PRC business have rapid and comprehensive growth. TPL's premium exceeded RMB100 billion for the first time, increased by 20.7% over the Last Year, obviously higher than the average industry level with ranking lifted to the 6th; the PRC property and casualty insurance premium reached RMB22.1 billion with an increase of 21.4% over the Last Year, 7.6 percentage points higher than the market.

In 2017, there was a substantial increase in the profits attributable to the shareholders of the Group, amounted to HK\$6.136 billion, increased by 27.0% over the Last Year. The total assets and assets under management reached HK\$666.5 billion and HK\$1,125.6 billion with a respective increase of 30.9% and 34.0%.

## 董事長致辭



**WANG Bin 王濱**  
Chairman 董事長

二零一七年，是中國太平實施精品戰略的第三年。本人欣然報告，二零一七年，中國太平以精品戰略為統領，堅持「穩中求進、創新發展、降本增效、嚴控風險」的經營工作思路，真抓實幹，開拓創新，各項業務保持強勁發展勢頭，業務結構持續優化，盈利水準顯著提升。

### 回顧精品戰略實施三年來的經營成果

二零一五年，中國太平在全面高質量實現「三年再造」的目標後，適應把握經濟發展新常態，貫徹發展新理念，開啟打造「最具特色和潛力的精品保險公司」新征程。

三年來，中國太平保持精品戰略定力，堅持穩中求進，注重速度和品質相統一、規模和效益相協調，核心業務發展指標持續跑贏大市，市場價值和品牌價值大幅提升，綜合實力顯著增強。集團總保費、總資產、管理資產年均增速分別為17.0%、14.5%、20.2%，在主要同業中名列前茅。

三年來，中國太平持續強化經營特色，核心競爭力大幅提升。成功收購公募基金公司，太平再保險（中國）拿下境內第二張中資再保牌照，太平科技獲批開業，成為國內首家科技保險公司，集團保險牌照已基本齊全，投資平台體系搭建完成。圍繞「立足港澳，以亞太為主體，以歐美為兩翼」的思路，紮實推進國際化經營佈局。不斷深化「總對總」戰略合作，目前累計簽約戰略客戶84家，總對總戰略合作已經成為集團業務增長的新引擎。

三年來，中國太平牢牢守住風險底線，始終將風險防控作為集團持續健康發展的永恆主題，在實踐中不斷創新風險防控機制，在經營中不斷提升風險防控水平，防範和化解風險能力顯著增強。

### 回顧二零一七年業績表現

二零一七年，集團總保費收入1,787億港元，同比增長19.7%。境內業務全面快速增長。太平人壽保費首次突破人民幣千億元大關，同比增長20.7%，高出主要同業平均水平，市場排名提升至第6位；境內產險保費收入達人民幣221億元，同比增長21.4%，跑贏大市7.6個百分點。

二零一七年，集團盈利顯著提升，股東應佔溢利61.36億港元，同比增長27.0%。總資產和管理資產規模達6,665億港元和11,256億港元，分別增長30.9%和34.0%。

## Chairman's Statement

In 2017, the premium of overseas property and casualty insurance, life insurance and reinsurance increased by 5.8%, 105.9% and 20.5%, respectively over the Last Year with good development momentum. CTPI (HK) ranked among the top three in the general insurance market of Hong Kong with after-tax profits and market share simultaneously increased; TPre ranked top among Hong Kong general reinsurance industry for years; TPL (HK) ranked among top ten in life insurance market in terms of annual premium equivalent, with assets scale exceeding HK\$10 billion, in only two years of operations; TPFH's assets under management exceeded HK\$100 billion; TP Macau maintained overall profits and continuously consolidated the leading position in the market despite losses incurred in the typhoon catastrophe; TP UK's obtained A- grade rating by Fitch Ratings for the first time; TP Singapore strengthened its market position of profit-making insurances with the bonds business ranking top in the market; TP Indonesia proactively provided service for Chinese-funded enterprises and developed the local market, continuously maintaining underwriting profits.

The business operations and financial performance of each business unit are detailed in the Management Review and Analysis.

### BUSINESS MEASURES AND RESULTS

In 2017, following the working policy of "Steady Growth, Innovation-driven, Lower Cost and Higher Efficiency, Strictly Controlling Risks", China Taiping deeply implemented the High-quality Strategy, stick to the nature of insurance, continuously optimised business structure, adjusted the development mode, and greatly enhanced the Group's comprehensive strength, service capability for economic society, core competitiveness and capability to prevent and dissolve risks, in order to fulfill the three objectives, namely, serving the real economy, preventing and controlling financial risks, and deepening the financial reform.

In 2017, China Taiping greatly fulfilled its responsibilities as a state-owned enterprise, actively established the risk protection system for the real economy, supported the development of the real economy, and proactively expanded the policy-based business such as tax-preference health insurance and commercially operated insurance for severe diseases, in order to ensure people's livelihood and social governance. China Taiping expedited the layout of "universal health" and "pan-pension", stably promoted major investment projects, optimised its asset allocation structure, and constantly strengthened its investment capabilities. We focused on the innovative development, and stably enhanced major innovation projects, internally collaborative innovation, externally united innovation and service innovation, achieving outstanding results. We accelerated the international operation, and stably enhanced its overseas businesses, realising proactive progress in the overseas market layout. We comprehensively strengthened budget constraint and performance appraisal, solidly promoted measures for cost reduction and efficiency improvement, comprehensively strengthened cost management, and stably enhanced operation efficiency, achieving obvious results in the cost reduction and efficiency improvement. We constantly optimised business structure with life insurance new business value increased by 49.6%, continuing to rank one of the top in the industry; individual insurance and bancassurance first year regular premium recorded an increase of 31.2% and 44.6% over the Last Year, maintaining rapid growth. We solidly carried out special actions to prevent risks and crack down upon chaotic phenomena, and firmly kept the risk bottom line. Constantly improved the risk preference system, which obviously enhanced risk prevention and control level.

### COMPANY'S HONOR

China Taiping greatly enhanced its market value and brand value in 2017. The great increase in share price in 2017 set a new high, and the Company was honored as the Listed Company with the Greatest Investment Potential. With the brand value exceeding RMB100 billion, Taiping was listed in the World's Top 500 Brands and Top 100 Most Valuable Insurance Brands for two consecutive years. 11 subsidiaries obtained the credit ratings above A level, ranking top among the PRC insurance group. TPL and TPAM ranked the first among Chinese-funded life insurance companies and Chinese-funded asset management companies, respectively during the first on-site evaluation of the corporate governance of legal person institution by CIRC.

## 董事長致辭

二零一七年，集團境外產險、壽險和再保險保費收入分別同比增長5.8%、105.9%和20.5%，發展勢頭良好。太平香港稅後盈利和市場佔有率同步提升，穩居香港一般保險市場前三位；太平再保險連續多年在香港一般再保市場行業排名第一；太平人壽香港開業僅兩年，就已躋身壽險市場標準保費前十名，資產規模突破百億港元；太平金控管理資產規模突破千億港元；太平澳門有效克服颱風巨災損失壓力，保持總體盈利，市場領先地位持續鞏固；太平英國首次獲得惠譽國際A-評級；太平新加坡強化盈利險種市場地位，保險保函業務居市場首位；太平印尼積極服務中資企業、開拓當地市場，持續保持承保盈利。

關於各業務單位的經營情況及財務表現，在「管理層回顧和分析」有詳細介紹。

### 工作措施及成效

二零一七年，中國太平以精品戰略為統領，按照「穩中求進、創新發展、降本增效、嚴控風險」的經營工作思路，深入實施精品戰略，緊緊圍繞服務實體經濟、防控金融風險、深化金融改革三大任務，堅持保險姓保、堅守保險本源，不斷優化業務結構，調整發展方式，推動集團綜合實力、服務經濟社會能力、核心競爭力、防範化解風險能力大幅提升。

二零一七年，中國太平大力抓好央企責任落實，積極構築實體經濟風險保障體系，支援實體經濟發展，積極拓展稅優健康險以及大病商辦等政策性業務，助力民生保障和社會治理。中國太平加速「大健康」、「大養老」項目佈局，穩步推進重大投資項目，優化資產配置結構，投資能力持續提升。中國太平大力抓好創新發展，穩步推進重大創新項目、內部協同創新、外部聯合創新和服務創新，取得突出成效。中國太平加快國際化經營步伐，扎實推進海外業務，海外市場佈局取得積極進展。中國太平全面強化預算約束和績效考核，扎實推進降本增效措施，全面強化成本管控，穩步提升運營效率，降本增效收效明顯。中國太平持續優化業務結構，境內壽險新業務價值增長49.6%，繼續居於行業前列；個險首年期繳和銀保首年期繳業務同比分別增長31.2%和44.6%，保持快速增長。中國太平嚴格落實監管要求，扎實推進防風險、治亂象專項行動，嚴守風險底線。持續完善風險偏好體系，風險防控水準明顯增強。

### 公司榮譽

二零一七年，中國太平市場價值和品牌價值大幅提升。公司股價於二零一七年大幅上漲，創歷史新高，被評為最具投資潛力上市公司。太平品牌價值突破突破人民幣千億元，連續兩年入選世界品牌500強和全球最具價值保險品牌100強。集團旗下11家子公司獲得A級以上信用評級，位居國內保險集團首位。在中國保監會首次法人機構公司治理現場評估中，太平人壽、太平資產分別列中資人身險公司和中資資產管理公司第一位。

# Chairman's Statement

## OPPORTUNITIES AND CHALLENGES

At present, with profound changes in the domestic and international micro-environment and macro-environment, the pattern of the insurance and even financial market is undergoing deep adjustments. The PRC's economy has transformed from high-speed growth to high-quality development through the implementation of all measures in key tasks promoting high-quality development and three tough fights to prevent and dissolve major risks, alleviate poverty and prevent pollution, therefore, the insurance industry has a great potential in future. In terms of supervision level, with stricter supervision becoming normal, the regulatory department has released a series of stricter regulatory policies and measures with stricter supervision and unprecedented punishments, which further optimised the industrial development environment. With the increased market entities in the industry, the competition in the insurance industry has been intensified with obvious market segmentation and gradually larger gap between the market leader and other followers. The business model experiences new changes. The counterparts in the industry compete to engage in insurance technology, high-tech giants scramble for the insurance market, and internet insurance companies are rapidly set up. The industrial polarisation and adjustment and deep integration of technology and finance will bring us great opportunities and challenges. We will grasp opportunities to make active adaption and response.

## DEVELOPMENT PROSPECTS

2018 is a crucial year for China Taiping to carry on the High-quality Strategy. China Taiping will seek progress along with stability, adhere to new development concept, satisfy high-quality development requirements, strengthen and expand the insurance and investment business, contribute to the supply-side structural reform, protect the livelihood, and prevent and dissolve risks, in a bid to realise a good beginning of the High-quality Strategy and create better value for shareholders, clients and the society.

At present and for a certain period in future, China Taiping will focus on high-quality development and fully integrate high-quality development into the High-quality Strategy. Following the principle of "quality and efficiency come first", it will not only surpass the average industry level in terms of the growth rate, but also transcend the counterparts in the aspect of development quality and efficiency. Further efforts will be made to fulfill responsibilities as a state-owned enterprise, focus on service for real economy and deepened reform, and promote the reform in quality, efficiency and motive; highlight innovative development, realise rapid development and implement the High-quality Strategy through science and technology; emphasise international operation, expedite the overseas layout and improve the allocation capability of international resources along with the development of "The Belt and Road".

## ACKNOWLEDGEMENTS

On behalf of the Board of CTIH, I would like to express my heartfelt gratitude to all our shareholders who have trusted and supported us for so many years. On behalf of the Board, I would also like to extend my sincere gratitude to all the staff for their commitment and dedication to their work.

**WANG Bin**  
*Chairman*

Hong Kong, 23 March 2018

# 董事長致辭

## 機遇與挑戰

當前，國際國內、宏觀微觀形勢都在發生深刻變化，保險乃至金融市場格局正在深刻調整。中國經濟已由高速增長階段轉向高品質發展階段，在推動高品質發展的重點工作和防範化解重大風險、精準脫貧、污染防治三大攻堅戰中，每項部署都可以在保險業找到部署落實的著眼點，保險業可以有更大的作為。監管層面，嚴監管已經走向常態化，監管部門出台了一系列從嚴監管的政策措施，監管力度越來越大，處罰力度前所未有，行業發展環境進一步優化。行業內，隨著市場主體不斷增加，保險業競爭日益加劇，市場分化態勢顯現，市場領先者與跟隨者的差距逐步拉大。行業的商業模式也出現新變化，主要同業爭相佈局保險科技，科技巨頭紛紛跨界搶灘保險市場，互聯網保險公司迅速崛起。行業分化調整的新態勢和科技與金融深度融合的新趨勢，都將給我們帶來很大的機遇和挑戰。對此，我們將準確把握、主動適應、積極應對。

## 發展展望

二零一八年是中國太平實施精品戰略承上啟下的關鍵一年，中國太平將堅持穩中求進工作總基調，堅持新發展理念，堅持高品質發展要求，努力做強做優做大保險和投資主業，努力服務供給側結構性改革，努力服務和保障民生，努力防範和化解風險，實現精品戰略新篇章的良好開局，為股東、客戶和社會創造更大的價值。

當前和今後一段時期，中國太平將突出高品質發展，把高品質發展融入精品戰略，在精品戰略中全面體現高品質發展。堅持品質第一、效益優先，不但要在增長速度上高於行業平均水準，更要在發展品質和效益上超越同業公司。中國太平將進一步突出央企擔當，突出服務實體經濟和深化改革，切實推進品質變革、效率變革、動力變革。中國太平將進一步突出創新發展，大力建設「科技太平」，讓精品戰略插上科技的翅膀。中國太平將進一步突出國際化經營，圍繞服務「一帶一路」建設，進一步加快境外佈局，提高國際資源配置能力。

## 致謝

本人謹此代表中國太平控股董事會，對多年來給予我們信任及支持的各位股東，致以衷心的感謝。我也代表董事會衷心感謝全體員工竭誠盡責執行各項任務。

董事長  
王濱

香港，二零一八年三月二十三日

# Management Review and Analysis

## 管理層回顧和分析

### 2017 HIGHLIGHTS AND CONSOLIDATED RESULTS OF OPERATIONS

**“Top-quality Strategy” Launched Substantial Success, Quality of Business Continued to Improve, Business Scale Realised Rapid Growth and the Overall Strength Substantially Enhanced**

- PRC Life insurance’s new business value was HK\$13.638 billion, increased by 49.6% over the Last Year <sup>1</sup>
- Total premiums written and policy fees reached HK\$178.7 billion, increased by 19.7% over the Last Year
- Profit attributable to owners was HK\$6.136 billion, increased by 27.0% over the Last Year
- Owners’ Equity was HK\$61.733 billion, increased by 16.2% over the Last Year
- Group embedded value per share attributable to owners was HK\$34.9, increased by 20.4% over the last year-end figure of HK\$29.0, while TPL’s embedded value increased by 27.5% over the last year-end <sup>1</sup>
- Total assets were HK\$666.5 billion, increased by 30.9% over the last year-end
- 境內壽險新業務價值136.38億港元，同比增長49.6% <sup>1</sup>
- 總保費及保單費收入達到1,787億港元，同比增長19.7%
- 股東應佔溢利61.36億港元，同比增長27.0%
- 股東應佔權益617.33億港元，較去年末增長16.2%
- 股東應佔每股總內含價值34.9港元，較去年末的29.0港元增長20.4%，其中太平人壽內含價值較去年末增長27.5% <sup>1</sup>
- 總資產達到6,665億港元，較去年末增長30.9%

### 二零一七年度經營亮點及綜合業績

精品戰略成效顯著，業務品質持續改善，業務規模快速增長，綜合實力顯著提升

<sup>1</sup> Calculated in accordance with the C-ROSS assessment standard

<sup>1</sup> 根據償二代評估標準計算

# Management Review and Analysis

## 管理層回顧和分析

### 2017 HIGHLIGHTS AND CONSOLIDATED RESULTS OF OPERATIONS *(Continued)*

#### PRC Insurance Business<sup>2</sup> Surpassed the Market Average with Quality of Business Better than the Industry

- Total premium of the PRC life insurance<sup>3</sup> increased by 20.4% over the Last Year, direct premium increased by 20.5% over the Last Year, outperformed the market
- First year regular premium from individual insurance increased by 33.1% over the Last Year; high productivity (RMB300,000 regular premium above) agents increased by 32.7% over the Last Year
- First year regular premium from bancassurance increased by 46.8% over the Last Year, in which over 60% were payment terms of 10 years or above
- Short term group employee benefit business increased by 14.0% over the Last Year, with short term non-health insurance increased by 30.2% over the Last Year
- Persistency ratios of the individual and bancassurance channels continued to be industry-leading; loss ratio of short-term group insurance was kept in a satisfactory range
- Total premium of PRC property and casualty insurance increased by 24.3% over the Last Year; direct premium increased by 21.4% over the Last Year, which is 7.6 percentage points above industry average, continued to achieve underwriting profit
- Pension assets under management was over RMB160.0 billion, increased by 22.0% over the last year-end

### 二零一七年度經營亮點及綜合業績 (續)

#### 境內保險業務<sup>2</sup>跑贏大市，業務品質優於行業

- 境內壽險總保費<sup>3</sup>同比增長20.4%，原保費同比增長20.5%，跑贏大市
- 個險期繳新單保費同比增長33.1%；高產能（30萬元人民幣期繳保費以上）人力同比增長32.7%
- 銀保期繳新單保費同比增長46.8%，其中10年及以上業務佔比超過60%
- 團體短期員工福利保障業務同比增長14.0%，其中短期非健康險同比增長30.2%
- 個險、銀保四項繼續率指標保持行業領先，團體短期險賠付率保持較好水平
- 境內產險總保費同比增長24.3%；原保費同比增長21.4%，高於行業平均增幅7.6個百分點，持續承保盈利
- 養老金管理資產餘額超過1,600億元人民幣，較去年末增長22.0%

<sup>2</sup> Calculated in RMB

<sup>3</sup> Including TPL and TPP

<sup>2</sup> 按人民幣計算

<sup>3</sup> 包括太平人壽及太平養老



# Management Review and Analysis

## 管理層回顧和分析

### 2017 HIGHLIGHTS AND CONSOLIDATED RESULTS OF OPERATIONS *(Continued)*

#### Overseas Insurance Business Developed Steadily, Maintained Overall Underwriting Profitability under Frequent Global Catastrophes

- Overseas premium scale continued to grow, with a direct premium of HK\$3.232 billion for the whole property and casualty business. CTPI (HK), TP Macau maintained its leading market position; TPL (HK) achieved a direct premiums written of HK\$2.331 billion, increased by 105.9% over the Last Year, with its market influence continued to expand; the premium of the reinsurance business (excluding universal life) achieved HK\$11.058 billion, increased by 20.5% over the Last Year, among them, the premium of property and casualty reinsurance business increased by 36.7% over the Last Year, with its ranking in global reinsurers stably lifted to No. 36
- Affected by several hurricanes in the US and severe typhoon Hato in the third quarter, the overall combined ratio of the overseas property and casualty insurance and reinsurance companies increased by 4.0 percentage points, with underwriting profitability on the whole. The combined ratio for TP Singapore and TP Indonesia remained at a relatively low level

#### Assets under Management Maintained Rapid Growth and Investment Income Increase Steadily

- The asset scale grew rapidly. At the end of 2017, the total investment assets of the Group is HK\$539.9 billion, increased by 25.9%; the third-party asset management business under management amounted to HK\$414.7 billion, increased by 40.1%
- Investment income grew steadily. In 2017, the Group recorded a total investment income of HK\$21.647 billion and a net investment income of HK\$20.904 billion, representing an increase of 18.1%, which indicates that the Group has well coped with the market fluctuations and laid the foundation of its income growth base

### 二零一七年度經營亮點及綜合業績 (續)

境外保險業務穩步發展，全球巨災頻發下總體保持承保盈利

- 境外保費規模持續增長，產險業務原保費收入32.32億港元，太平香港、太平澳門持續保持市場領先地位；太平人壽香港保費收入23.31億港元，同比增長105.9%，市場影響力不斷擴大；再保險業務保費收入（不含萬能壽險）110.58億港元，同比增長20.5%，其中產險再保險業務同比增長36.7%，全球再保險人排名穩步提升至第36位
- 境外產險及再保險公司受美國三季度多個颶風和強颱風「天鴿」損失影響，綜合成本率同比上升4.0個百分點，總體保持承保盈利，太平新加坡及太平印尼綜合成本率保持較低水平

#### 投資資產規模較快增長，投資收益穩步提升

- 資產規模快速增長。二零一七年末，集團內投資資產規模5,399億港元，增長25.9%；第三方資產管理業務管理規模達4,147億港元，增長40.1%
- 淨投資收益穩定增長。二零一七年集團總投資收益216.47億港元，其中淨投資收益209.04億港元，增長18.1%，較好應對了市場波動，奠定了收益增長基礎

# Management Review and Analysis

## 管理層回顧和分析

### 2017 HIGHLIGHTS AND CONSOLIDATED RESULTS OF OPERATIONS *(Continued)*

#### Assets under Management Maintained Rapid Growth and Investment Income Increase Steadily *(Continued)*

- Traditional investments were prudent and active. At the end of 2017, the PRC stock and fund investment yield outperformed Shanghai Composite Index by 7.54 percentage points; PRC held-for-trading and available-for-sale bond portfolio outperformed Total Wealth Index of ChinaBond by 0.94 percentage point in the corresponding period; the Group's credit risk screening shows sound asset credit risk management results
- Proactive development of alternative investments. In response to national strategies, active explorations were made in areas such as supply-side structural reform, the Belt and Road initiative, national regional development strategy, pension health layout and military and civilian integration, which gained good returns and social effect

#### Significant Achievements in Strategic Cooperation and Cross-selling business

- In 2017, China Taiping signed Group Strategic Cooperation Agreements with 12 large clients, including Munich Re and CNOOC. As at the end of 2017, China Taiping had established strategic cooperation relationships with 84 large clients. The Group Strategic Cooperation has become the new engine for the business development of the Group
- Our cross-selling initiatives achieved HK\$6.643 billion insurance sales, including HK\$5.644 billion of property insurance sales through TPL, HK\$859 million of pension sales through TPL, HK\$116 million of property insurance sales through TPP and HK\$24 million pension sales through TPI

### 二零一七年度經營亮點及綜合業績 (續)

#### 投資資產規模較快增長，投資收益穩步提升 (續)

- 傳統投資審慎穩健。二零一七年，境內股票與基金投資收益率跑贏上證綜指7.54個百分點；境內交易類與可供出售類債券組合跑贏同期中債總財富指數0.94個百分點；信用風險排查結果顯示集團內資產信用風險管控良好
- 另類投資積極發展。圍繞國家戰略在供給側結構性改革、一帶一路、國家區域發展戰略、養老健康佈局、軍民融合等方面積極探索，取得較好收益回報與社會效應

#### 總對總戰略合作和交叉銷售業務成績斐然

- 二零一七年與慕尼黑再保險及中海油集團等12家大客戶簽署總對總合作協議。截至二零一七年末，共與84家大客戶建立戰略合作關係。總對總戰略合作已成為集團業務增長的新引擎
- 交叉銷售實現保費66.43億港元，其中壽銷產56.44億港元，壽銷養8.59億港元，養銷產1.16億港元，產銷養0.24億港元

# Management Review and Analysis

## 管理層回顧和分析

### 2017 HIGHLIGHTS AND CONSOLIDATED RESULTS OF OPERATIONS *(Continued)*

#### Brand Influence have been Significantly Enhanced, Breakthrough in Brand Value

In 2017, China Taiping enhanced its efforts on promoting its brand and deeply explored its brand connotation. China Taiping initiated “Auspicious Elephant Festival” for the first time, winning the extensive attention from the media and industry; on the 88th Anniversary of the founding of China Taiping, the anniversary celebration video was broadcast on the big screens in 38 business circles throughout the PRC; the exclusively sponsored 2017 Tokyo Philharmonic Orchestra “Night of Taiping” music concert, which demonstrated the Taiping Brand. New media channels such as WeChat and new media client were intensified to make innovations in the brand communication mode and further enhance the brand influence.

In 2017, China Taiping was listed in the World’s Top 500 Brands again, 51 higher than the ranking Last Year; it was once again listed among the Top 100 Most Valuable Chinese Brand by BrandZ, with Top 5 among Chinese insurance brands; it was again listed in the “Insurance 100 2017” by Brand Finance, its ranking advancement was top among the seven PRC insurers; in the appraisal of “Top 500 Asian Brands”, China Taiping’s brand value exceeded RMB100 billion for the first time. Moreover, it was also honored as the Best Listed Company by China Financial Market, and awarded 2017 China Brand by People’s Daily, and the Listed Company with the Largest Investment Potential and the Best New Media Brand Communication Listed Company by Hong Kong Ta Kung Wen Wei Media Group etc..

### 二零一七年度經營亮點及綜合業績 (續)

#### 品牌影響力顯著提升，品牌價值實現突破

二零一七年，中國太平加大品牌傳播力度，深入發掘品牌內涵。中國太平首次發起「吉象節」活動，受到媒體和行業廣泛關注；在中國太平成立88周年紀念日，全國38城商圈大螢幕播放了周年慶視頻；獨家冠名二零一七東京愛樂樂團「太平之夜」音樂會，有力彰顯了太平品牌。加大運用微信、新媒體用戶端等新媒體渠道，創新品牌傳播方式，品牌影響力得到進一步提升。

二零一七年，中國太平再次入選世界品牌500強，排名較上年提升51位；再次入選BrandZ最具價值中國品牌100強，位列中國保險品牌前五強；再次入選Brand Finance「二零一七年全球最具價值保險品牌100強」，榜單排名增幅位列入選的國內7家保險公司之首；在「亞洲品牌500強排行榜」評選中，中國太平品牌價值首次突破人民幣千億元。此外，還榮獲《中國融資》最佳上市公司大獎，被人民日報社授予二零一七年度中國品牌獎，榮獲香港大公文匯傳媒集團最具投資潛力上市公司及最佳新媒體品牌傳播上市公司等獎項。

# Management Review and Analysis

## 管理層回顧和分析

### CONSOLIDATED FINANCIAL RESULTS

The financial highlights of the Group for the Year were as follows:

*For the year ended 31 December, HK\$ million*

### 綜合財務表現

本集團年內重點財務表現如下：

*截至十二月三十一日止年度，百萬港元*

		2017 二零一七年	2016 二零一六年 (Restated) (重列)	Change 變化
Total premiums written and policy fees	總保費及保單費收入	<b>178,676.19</b>	149,265.38	+19.7%
Profit before taxation	除稅前溢利	<b>11,719.98</b>	9,371.27	+25.1%
Profit after taxation	除稅後溢利	<b>7,964.25</b>	6,415.03	+24.1%
Net profit attributable to the owners	股東應佔溢利淨額	<b>6,136.19</b>	4,831.65	+27.0%
Basic earnings per share (HK\$)	每股基本盈利(港元)	<b>1.636</b>	1.274	+0.362 dollar 元
Final dividend proposed at 10 HK cents per share	建議末期息每股10港仙	<b>359.40</b>	359.40	-

*At 31 December, HK\$ million*

*於十二月三十一日，百萬港元*

		2017 二零一七年	2016 二零一六年 (Restated) (重列)	Change 變化
Total assets	總資產	<b>666,473.69</b>	509,007.66	+30.9%
Total equity	總權益	<b>81,720.70</b>	70,248.63	+16.3%
Owners' equity	股東應佔權益	<b>61,733.27</b>	53,117.47	+16.2%
– Per share (HK\$)	– 每股(港元)	<b>17.177</b>	14.779	+2.398 dollars 元
Group embedded value	總內含價值	<b>160,252.74</b>	132,093.06	+21.3%
Owners' group embedded value	股東應佔總內含價值	<b>125,409.83</b>	104,129.80	+20.4%
– Per share (HK\$)	– 每股(港元)	<b>34.894</b>	28.973	+5.921 dollars 元

# Management Review and Analysis

## 管理層回顧和分析

### CONSOLIDATED FINANCIAL RESULTS (Continued)

The figures below were the results of the respective companies from their operations, before intra-group eliminations.

The net operating profit/(loss) by each business line was summarised below:

For the year ended 31 December, HK\$ million

### 綜合財務表現 (續)

以下數字為集團內部抵銷前，各公司的營運業績。

按各業務分類之經營淨溢利／（虧損）概述如下：

截至十二月三十一日止年度，百萬港元

		2017 二零一七年	2016 二零一六年 (Restated) (重列)	Change 變化
Life insurance	人壽保險	6,081.76	4,843.41	+25.6%
Pension and group life insurance	養老及團體保險	95.27	24.18	+2.9 times 倍
PRC property and casualty insurance	境內財產保險	362.72	552.11	-34.3%
Overseas property and casualty insurance	境外財產保險	465.23	470.07	-1.0%
Reinsurance	再保險	743.76	450.72	+65.0%
Asset management business	資產管理業務	484.02	272.38	+77.7%
Others <sup>1</sup>	其他 <sup>1</sup>	(268.51)	(197.84)	+35.7%
Net profit from operations	經營淨溢利	7,964.25	6,415.03	+24.1%
Non-controlling interests	非控股股東權益	(1,828.06)	(1,583.38)	+15.5%
Net profit attributable to the owners	股東應佔溢利淨額	6,136.19	4,831.65	+27.0%

<sup>1</sup> Others mainly included the operating results of the holding company, TPFS, TPIH (HK), TPFH and consolidation adjustments.

<sup>1</sup> 其他主要包括控股公司、太平金服、太平投資（香港）、太平金控等公司的經營成果、以及合併調整。

# Management Review and Analysis

## 管理層回顧和分析

### CONSOLIDATED FINANCIAL RESULTS (Continued)

### 綜合財務表現 (續)

The following analysis showed the movement of the total equity of the Group.

以下為本集團總權益變化分析。

HK\$ million

百萬港元

		2017 二零一七年	2016 二零一六年 (Restated) (重列)
Total equity as at 1 January, as previously reported	於一月一日之總權益，如前呈列	67,002.66	71,798.63
Effect of merger accounting	合併會計之影響	3,245.97	3,104.99
Total equity as at 1 January, as restated	於一月一日之總權益，重列	70,248.63	74,903.62
Net profit recognised in statement of profit or loss	確認於損益表之溢利淨額	7,964.25	6,415.03
Net changes in AFS investment reserve	可供出售投資儲備變化淨額	2,743.35	(6,438.73)
Revaluation gain arising from reclassification of own-use properties into investment properties	因自用物業重新分類為投資物業而產生之重估收益	10.07	33.23
Exchange differences arising from translation of financial statements of foreign and non-foreign operations	因換算境外與非境外營運業務財務報表的匯兌差異	3,834.49	(3,800.50)
Distribution to holders of perpetual subordinated capital securities	向永續次級資本證券持有人支付利息	(254.52)	(254.20)
Capital injection to subsidiaries by its non-controlling shareholder	非控股股東向附屬公司注入資本	34.76	176.07
Dividend declared by subsidiaries to non-controlling interests	附屬公司向非控股股東宣布的股息	(517.74)	(683.87)
Dividend declared to shareholders	向股東宣布的股息	(359.40)	-
Dividend paid to TPG (HK) by a subsidiary acquired under merger accounting	一間以合併會計購入的附屬公司向太平集團(香港)支付股息	(59.66)	(103.42)
Acquisition of a subsidiary under merger accounting	以合併會計購入一間附屬公司	(1,960.75)	-
Others	其他	37.22	1.40
Total equity as at 31 December	於十二月三十一日之總權益	81,720.70	70,248.63
Attributable to:	應佔：		
Owners of the Company (including capital securities)	本公司股東權益 (含資本證券)	66,440.43	57,824.42
Non-controlling interests	非控股股東權益	15,280.27	12,424.21
		81,720.70	70,248.63

# Management Review and Analysis

## 管理層回顧和分析

### CONSOLIDATED INVESTMENT PERFORMANCE

#### Assets Management Business

##### 1. Asset management within the Group

In 2017, the global economy continued with the growth momentum with continuous recovery. The US economy maintained upward development, as the manufacturing industry PMI reached 59.3 in December, which was above the threshold for 16 consecutive months, and the unemployment rate continued to decline and reached 4.1%. The PRC's economy retained its moderate to high-speed growth and kept a GDP growth of 6.9%; the manufacturing PMI stood at 51.6 in December, which was above the threshold for 17 consecutive months.

Benefiting from global economic recovery, the global stock market was on the rise in general during 2017. Specifically, there was an increase of 6.6% in Shanghai Composite Index, 36.0% in Hang Seng Index, and 19.4% in S&P 500.

In respect of bond market, the short-term interest rate of overseas bonds had an increase, and the long-term interest rate slightly declined, and the PRC bonds interest rate experienced an overall increase. The US one-year and five-year treasury bond yield increased as a result of the US economic growth, interest hikes and reduction of its balance sheet by the US Federal Reserve, and better employment. However, the ten-year treasury bond yield slightly declined since the market had doubts over the long-term growth prospects. As for PRC bonds, the investment yield increased as a result of an overall increase in interest rate caused by two factors, i.e. the central bank's monetary policy that returned to a steady and neutral status and the deleveraging efforts in the financial system.

The Company has conducted the in-depth study on macroeconomic changes, actively prevented market risks and optimised the asset allocation structure. In 2017, the Company lowered the proportion of cash assets appropriately while increasing fixed-income assets gradually with the rising interest rate. In terms of equity investment, the Company more focused on value investment and long term return, continued to optimise its position structure, and strengthened the prevention of the credit default risk in fixed-income investment, thereby achieving good investment performance throughout the year.

### 綜合投資表現

#### 資產管理業務

##### 一、集團內資產管理

二零一七年，全球經濟延續增長勢頭，呈現持續復甦局面。美國經濟保持向上，12月製造業PMI為59.3，連續16個月在榮枯線以上，失業率持續降低至4.1%。中國經濟保持中高速增長，GDP增長保持6.9%，12月製造業PMI為51.6，連續17個月在榮枯線以上。

受益於全球經濟復甦，二零一七年全球股市整體上行。其中上證綜指上升6.6%，恆生指數上升36.0%，美國標普500指數上升19.4%。

債券市場方面，境外債券短端利率上行，長端利率微跌，境內債券利率整體上行。受美國經濟增長、美聯儲加息縮表及就業改善影響，美國1年期與5年期國債收益率上行，但市場對中長期增長前景存在疑慮，10年期國債收益率微跌；境內債券投資收益率受央行貨幣政策穩健中性與金融體系去槓桿雙重因素影響，整體利率上行。

本公司深入研究宏觀形勢變化，積極防範市場風險，優化資產配置結構。二零一七年降低現金類資產佔比，隨利率上升逐步提高固定收益類資產佔比。在權益類投資方面更加注重價值投資理念與長期回報，持續優化持倉結構，在固定收益投資方面加強信用違約風險防範，全年取得了較好投資業績。

# Management Review and Analysis

## 管理層回顧和分析

### CONSOLIDATED INVESTMENT PERFORMANCE (Continued)

#### Investment Income

The total investment income and investment yield of the Group are summarised below:

For the year ended 31 December, HK\$ million

		2017 二零一七年	2016 二零一六年 (Restated) (重列)	Change 變化
Net investment income <sup>1</sup>	淨投資收益 <sup>1</sup>	20,904.29	17,706.10	+18.1%
Net realised and unrealised investment gains <sup>2</sup>	已實現及未實現資本利得 <sup>2</sup>	742.83	2,369.41	-68.6%
Total investment income <sup>3</sup>	總投資收益 <sup>3</sup>	21,647.12	20,075.51	+7.8%
Total investment yield <sup>4</sup>	總投資收益率 <sup>4</sup>	4.48%	5.01%	-0.53 pt 點

<sup>1</sup> Including the interest income from deposit, interest income from bonds, dividends from equity investments, rental income from investment properties and deducting interest expense on securities sold under resale agreements.

<sup>2</sup> Including the income from the spread of investment securities, gain or loss on changes in fair value and impairment loss.

<sup>3</sup> Including interest generated from funds for daily operations, but excluding income from insurance asset management products, funds, equity schemes that has been classified as share of results from associates and joint ventures.

<sup>4</sup> In the calculation of total investment yield, as the denominator, the average investment assets takes into account the effect of securities purchased under resale agreements and securities sold under repurchase agreements.

Net investment income increased by 18.1% from HK\$17.706 billion in 2016 to HK\$20.904 billion in 2017, mainly because of the stabilised income base. The realised and unrealised investment gain decreased from HK\$2.369 billion in 2016 to HK\$0.743 billion in 2017, mainly because of the absorption of historical unrealised loss from equity securities and investment funds optimise structure initiatives.

By the combined effects of the above factors, the income of investment assets of the Group amounted to HK\$21.647 billion in 2017, increased by 7.8% over the HK\$20.076 billion in 2016; the total investment yield decreased from 5.01% in 2016 to 4.48% in 2017.

### 綜合投資表現 (續)

#### 投資收益

本集團之總投資收益及投資收益率概述如下：

截至十二月三十一日止年度，百萬港元

<sup>1</sup> 包含存款利息收入、債券利息收入、權益投資股息收入、投資性房地產租賃收入等並扣除賣出回購利息支出。

<sup>2</sup> 包含證券投資差價收入、公允價值變動損益及減值損失。

<sup>3</sup> 包含用於日常營運的資金所產生的利息，不含保險資產產品、基金、股權計劃收益中被列入應佔聯營及合營公司業績的部分。

<sup>4</sup> 計算總投資收益率時，作為分母的平均投資資產，包含買入返售和賣出回購的影響。

淨投資收益由二零一六年的177.06億港元增加18.1%至二零一七年的209.04億港元，穩固了收益基礎。已實現及未實現資本利得由二零一六年的23.69億港元減少至二零一七年的7.43億港元，主要原因是股本證券和投資基金主動優化持倉結構，消化歷史浮虧。

受上述因素綜合影響，二零一七年本集團投資資產的總投資收益為216.47億港元，較二零一六年的200.76億港元增加7.8%，總投資收益率由二零一六年的5.01%下降至二零一七年的4.48%。



# Management Review and Analysis

## 管理層回顧和分析

### CONSOLIDATED INVESTMENT PERFORMANCE

(Continued)

#### Investment Portfolio

The asset allocation of the investment portfolio of the Group's insurance funds is as follows:

As at 31 December, HK\$ million

### 綜合投資表現 (續)

#### 投資組合

本集團的保險資金投資組合資產配置情況：

於十二月三十一日，百萬港元

		2017 二零一七年	% of Total 佔總額百分比	2016 二零一六年 (Restated) (重列)	% of Total 佔總額百分比
<b>By investment category</b>	<b>按投資對象分</b>				
Fixed income	固定收益類				
Debt securities	債務證券	245,361.55	45.4%	164,699.38	38.4%
Term deposits	定期存款	53,225.08	9.9%	46,350.49	10.8%
Debt products	債權產品	89,623.30	16.6%	74,645.84	17.4%
Other fixed income investments	其他固定收益投資	38,088.12	7.1%	27,259.52	6.4%
Equity investments	權益類投資				
Equity securities	股本證券	26,006.94	4.8%	22,221.78	5.2%
Investment funds	投資基金	11,961.16	2.2%	12,211.23	2.9%
Other equity investments	其他權益投資	37,650.47	7.0%	25,795.40	6.0%
Investment properties	投資性物業	19,946.67	3.7%	19,471.26	4.5%
Cash, cash equivalents and others	現金、現金等價物及其他	18,066.40	3.3%	36,168.01	8.4%
<b>Total invested asset</b>	<b>投資資產總額</b>	<b>539,929.69</b>	<b>100.0%</b>	<b>428,822.91</b>	<b>100.0%</b>

Note: Excluding funds used in operations, which includes cash, demand deposits and term deposits, of HK\$7.26 billion (2016 year-end: HK\$2.80 billion), and the effect of consolidation adjustment.

註：不含公司用於日常運營的資金（包含現金、活期存款、定期存款）72.6億港元（二零一六年：28.0億港元）及合併調整之影響。

The Group took the initiative in improving its investment portfolio to respond to the new capital market situation, with the proportion of cash and cash equivalents to total investment assets decreased from 8.4% in 2016 to 3.3% in 2017. The proportion of fixed income investments to total investment assets increased from 73.0% in 2016 to 79.0% in 2017, from which the debt securities increased by 7.0 percentage points. The proportion of equity investments remained unchanged.

本集團根據新的市場形勢，主動改善投資組合資產配置以應對新的資本市場形勢，現金及現金等價物的佔比由二零一六年的8.4%降低到二零一七年的3.3%。固定收益類投資的佔比由二零一六年的73.0%上升到二零一七年的79.0%，其中債務證券提升7.0個百分點。權益類投資的佔比不變。

# Management Review and Analysis

## 管理層回顧和分析

### CONSOLIDATED INVESTMENT PERFORMANCE

(Continued)

#### Finance lease business of the Group

As at the end of 2017, the financial leasing assets of TSFL were approximately HK\$46.2 billion, increased by 22.2%.

#### Analysis of investment in securities

##### Credit risk of debt securities manageable

As at the end of 2017, debt securities held by the Group amounted to HK\$245.4 billion, representing approximately 36.8% of the total assets, of which 86.4% were PRC bonds investment. Within the PRC bonds, 98.9% were bonds with AAA ratings, government bonds and financial policy bonds, interbank deposits, A-1 ratings short term bonds etc.. Investment grade bonds with BBB ratings or higher reached 100%, with Ministry of Finance for government bonds, and other issuers such as China Development Bank, China Railway, Agricultural Bank of China, Agricultural Development Bank of China, Industrial and Commercial Bank of China and The Export-Import Bank of China. Foreign bonds investments constitutes 13.6% of debt securities held by the Group, 68.5% of them were investment grade bonds with international ratings of BBB or higher.

##### Good credit status for alternative investments

As at the end of 2017, alternative investments held by the Group amounted to HK\$147.2 billion, representing approximately 22.1% of the total assets. From which the ration of trust products and asset management products significantly increased, reflecting the investments has been further diversified. The credit ratings of the PRC financial investment debt products has been continually optimised, products rated AAA accounted for 93.8%, representing an increase of 2.1 percentage point over 2016.

##### Real Estate Financial Investment Debt Products

As at the end of 2017, real estate financial investment debt products of approximately HK\$17.0 billion, represented only 2.6% of the total assets, the ratio decreased over 2016, mainly due to fewer new projects. The credit ratings of the real estate financial investment debt products were relatively high. Major projects were located in tier 1 or developed tier 2 cities.

### 綜合投資表現 (續)

#### 本集團的金融租賃業務情況

於二零一七年末，太平石化金租管理的金融租賃資產約462億港元，增長22.2%。

#### 證券投資的分析

##### 債務證券信用風險可控

於二零一七年末，本集團持有債務投資2,454億港元，佔總資產比例約36.8%。境內債券投資佔86.4%，其中98.9%為投資於高信用等級的AAA級債券、國債和政策性金融債、同業存單、A-1級短融券等，BBB及以上級別佔比達到100%，發行主體除了財政部（國債）以外，其餘主體分散在國開行、中國鐵路、農業銀行、農發行、工商銀行、進出口銀行等；境外債券投資佔13.6%，其中國際評級BBB及以上比例約68.5%。

##### 另類投資信用狀況良好

於二零一七年末，本集團持有另類投資約1,472億港元，佔總資產比例約22.1%。其中，信托、資管產品類金融產品佔比明顯增加，反映投資方式進一步多元化。境內債權類金融產品的信用評級持續優化，AAA級產品佔比較二零一六年年末上升2.1個百分點至93.8%。

##### 房地產債權金融產品投資

於二零一七年末，房地產債權類金融產品投資約170億港元，合計佔總資產比例僅2.6%，比例較去年末有所下降，主要是新增項目較少。房地產債權類金融產品的信用評級較高。主要項目處於一線城市或經濟發達的二線城市。

# Management Review and Analysis

## 管理層回顧和分析

### CONSOLIDATED INVESTMENT PERFORMANCE

(Continued)

#### Analysis of investment in securities (Continued)

##### Purchased External Financial Products

As at the end of 2017, purchased external financial products of about HK\$32.3 billion, represented 4.8% of the total assets, the ratio increased by 0.1 percentage point over 2016. Within the purchased external projects, 97.5% of them were with AAA ratings, and mainly were from the transportation, real estate, non-bank financial industry etc.. The overall credit enhancement of the assets were effective, with risk exposure were kept at a relatively low level.

#### II. Third-party Assets Management

As at the end of 2017, the total third-party entrusted investment assets managed by the Group amounted to HK\$414.7 billion, representing an increase of 40.1%, with discretionary assets of HK\$252.3 billion, representing an increase of 56.3%.

In 2017, TPAM (including TP Fund) recorded a total management fee income (including consultancy fee) of HK\$1.270 billion, including HK\$783 million derived from assets outside of the Group, which accounted for 61.6% of total fee income.

As at the end of 2017, TPAM's investment-linked accounts recorded satisfactory performance. Among the 13 investment-linked accounts, 8 of which were among the top 50% of the industry, from which the yield was 3.6% for fixed-income accounts and 17.3% for equity accounts.

### 綜合投資表現 (續)

#### 證券投資的分析 (續)

##### 外購金融產品

於二零一七年末，外購金融產品約323億港元，佔總資產比例4.8%，較去年年末上升0.1個百分點。外購項目中，AAA級產品佔比97.5%，主要分佈在交通運輸、房地產、非銀金融等行業。總體來看資產增信方式完備，風險敞口維持較低水準。

#### 二、第三方資產管理

於二零一七年末，集團管理的第三方委託投資資產總額達到4,147億港元，增長40.1%，其中全權委託的第三方資產規模達到2,523億港元，增長56.3%。

截止二零一七年末，太平資產（含太平基金）實現含投顧費總管理費收入12.70億港元，其中集團外管理費收入7.83億港元，佔比達到61.6%。

於二零一七年末，太平資產管理的投連帳戶表現較好，13個投連帳戶中，排名前50%的有8個，其中固收型帳戶收益率為3.6%，權益型帳戶收益率為17.3%。

# Management Review and Analysis

## 管理層回顧和分析

### LIFE INSURANCE BUSINESS

The Group's life insurance segment is operated by TPL and TPL (HK), which are engaged in the underwriting of life insurance policies in Mainland China and Hong Kong, respectively. TPL resumed business in PRC in December 2001 and 75.1% owned by the Group since November 2013, while TPL (HK) is a Hong Kong-incorporated company established in July 2015 and is wholly-owned by the Group.

During the Year, the direct premiums written by TPL (HK) achieved HK\$2,331 million (2016: HK\$1,132 million), representing an increase of 105.9% compared with Last Year. The loss after taxation was HK\$276 million (2016: HK\$250 million), representing an increase of 10.1% over Last Year. It was mainly due to more investment made during the early stage of operation, which the business had not built its scale yet. Number of individual agent increased by 81 to 190 from 109 over the Last Year. The solvency ratio was 271% (2016: 886%), representing a decrease of 615 percentage points compared with Last Year.

### 人壽保險業務

集團之人壽保險業務由太平人壽與太平人壽香港經營，分別在內地及香港從事人壽保險業務。太平人壽於二零零一年十二月於境內復業經營。於二零一三年十一月起，本集團擁有太平人壽75.1%權益。而太平人壽香港於二零一五年七月在香港註冊成立，由本集團全資擁有。

於本年度，太平人壽香港保費收入達23.31億港元（二零一六年：11.32億港元），同比增長105.9%。除稅後虧損為2.76億港元（二零一六年：2.50億港元），較去年增加10.1%，主要由於經營初期投入較多，業務尚未形成規模。個人代理數目由去年底109人增加81人至190人。償付能力充足率271%（二零一六年：886%），較去年下降615點。

# Management Review and Analysis

## 管理層回顧和分析

### LIFE INSURANCE BUSINESS (Continued)

The results under life insurance business for the Year was mainly contributed by TPL. The figures below were focus on the analysis of TPL performance.

The figures below were the results of TPL from its operations, before intra-group eliminations.

The key financial data of the life insurance business operated by TPL was summarised below:

For the year ended 31 December, HK\$ million

### 人壽保險業務 (續)

人壽保險業務於本財務期的業績主要來自太平人壽。以下數字重點分析太平人壽之業績。

以下數字為集團內部對銷前，太平人壽的營運業績。

由太平人壽經營之人壽保險業務之主要財務數據概述如下：

截至十二月三十一日止年度，百萬港元

		2017 二零一七年	2016 二零一六年	Change 變化
Direct premiums written and premium deposits	保費收入及保費存款	<b>136,682.72</b>	117,067.32	+16.8%
Less: Premium deposits of universal life products	減：萬能壽險產品之保費存款	<b>4,921.58</b>	6,268.28	-21.5%
Premium deposits of unit-linked products	投資連結產品之保費存款	<b>61.45</b>	89.95	-31.7%
Premium deposits of other products	其他產品之保費存款	<b>365.23</b>	314.51	+16.1%
Direct premiums written recognised in statement of profit or loss	變化確認於損益表之保費收入	<b>131,334.46</b>	110,394.58	+19.0%
Inward reinsurance premiums	分保費收入	<b>27.47</b>	118.73	-76.9%
Policy fees	保單費收入	<b>67.76</b>	129.47	-47.7%
Net premiums written and policy fees	淨保費收入及保單費收入	<b>129,990.65</b>	109,291.25	+18.9%
Net earned premiums and policy fees	已賺取保費及保單費收入淨額	<b>129,562.52</b>	108,909.35	+19.0%
Net policyholders' benefits	保單持有人利益淨額	<b>(44,577.00)</b>	(16,416.96)	+1.7 times 倍
Net commission expenses	佣金支出淨額	<b>(15,920.90)</b>	(12,271.17)	+29.7%
Change in life insurance contract liabilities, net of reinsurance	壽險合約負債變化，減再保險	<b>(63,420.65)</b>	(78,087.00)	-18.8%
Total investment income	總投資收入	<b>16,261.65</b>	15,587.38	+4.3%
Administrative and other expenses	行政及其他費用	<b>(16,312.16)</b>	(12,907.50)	+26.4%
Finance costs	財務費用	-	(2.54)	-100.0%
Profit before taxation	除稅前溢利	<b>9,340.11</b>	7,130.82	+31.0%
Profit after taxation	除稅後溢利	<b>6,396.04</b>	5,133.55	+24.6%
Profit attributable to the owners	股東應佔溢利	<b>4,803.43</b>	3,855.29	+24.6%

# Management Review and Analysis

## 管理層回顧和分析

### LIFE INSURANCE BUSINESS (Continued)

### 人壽保險業務 (續)

At 31 December, HK\$ million

於十二月三十一日，百萬港元

		2017 二零一七年	2016 二零一六年	Change 變化
Total assets	總資產	<b>476,640.16</b>	359,457.63	+32.6%
Total equity	總權益	<b>38,807.80</b>	29,655.53	+30.9%

The key operational data of the life insurance business operated by TPL was summarised below:

由太平人壽經營之人壽保險業務之主要經營數據概述如下：

		2017 二零一七年	2016 二零一六年	Change 變化
Market share <sup>1</sup>	市場份額 <sup>1</sup>	<b>4.4%</b>	4.4%	-
Number of provincial branches	省級分公司數目	<b>37</b>	37	-
Number of sub-branches and marketing centers	支公司及市場推廣中心數目	<b>1,161</b>	1,125	+36
Number of customers	客戶數目			
- Individual	- 個人	<b>9,629,042</b>	8,199,960	+1,429,082
- Corporate	- 公司	<b>858</b>	1,304	-446
Distribution network	分銷網絡			
- Number of individual agents	- 個人代理數目	<b>384,169</b>	261,922	+122,247
- Number of bancassurance outlets	- 銀行保險銷售網點數目	<b>42,521</b>	29,673	+12,848
Agent monthly regular premiums (RMB) <sup>2</sup>	代理每月人均期繳保費 (人民幣元) <sup>2</sup>	<b>15,312</b>	15,145	+167
Persistency ratios	第13個月之			
- 13th month <sup>3</sup>	保費繼續率 <sup>3</sup>			
- Individual	- 個人	<b>95.8%</b>	95.0%	+0.8 pt 點
- Bancassurance	- 銀行保險	<b>95.8%</b>	94.0%	+1.8 pts 點
Compound persistency ratios	第25個月之			
- 25th month <sup>3</sup>	保費複合繼續率 <sup>3</sup>			
- Individual	- 個人	<b>92.0%</b>	88.6%	+3.4 pts 點
- Bancassurance	- 銀行保險	<b>91.7%</b>	89.1%	+2.6 pts 點

<sup>1</sup> Based on premiums as published by the CIRC.

<sup>1</sup> 據中國保監會刊發之保費計算。

<sup>2</sup> Based on regular premiums and number of active agents.

<sup>2</sup> 按期繳保費和活動人力。

<sup>3</sup> Based on the amount of premiums.

<sup>3</sup> 按保費金額。

# Management Review and Analysis

## 管理層回顧和分析

### LIFE INSURANCE BUSINESS (Continued)

#### Operating Profit

The life insurance business operated by TPL produced a net operating profit of HK\$6,396 million during the Year (2016: HK\$5,134 million), representing an increase of 24.6% compared to Last Year mainly due to the continuous growth of TPL's business and the recovery of the investment market during the Year.

#### Direct Premiums Written and Premium Deposits

TPL's direct premiums written recognised in the consolidated statement of profit or loss increased by 19.0% to HK\$131,334 million from HK\$110,395 million in the Last Year. This growth was primarily driven by continued strength in the individual agency force channel, and higher levels of regular premium sales in the individual channel.

TPL's direct premiums written and premium deposits by line of business were as follows:

For the year ended 31 December 2017, HK\$ million

		Direct premiums written recognised in the consolidated statement of profit or loss 確認於綜合損益表內之保費收入	Premium deposits of universal life products 萬能壽險產品之保費存款	Premium deposits of unit-linked products 投資連結產品之保費存款	Premium deposits of other products 其他產品之保費存款	Total 總額	% of Total 佔總額百分比
Individual	個人代理	84,648.32	3,942.81	31.91	167.00	88,790.04	65.0%
Bancassurance	銀行保險	43,697.31	978.77	29.54	1.78	44,707.40	32.7%
Group	團體	265.85	-	-	196.45	462.30	0.3%
Other channels <sup>1</sup>	多元銷售 <sup>1</sup>	2,722.98	-	-	-	2,722.98	2.0%
		131,334.46	4,921.58	61.45	365.23	136,682.72	100.0%

### 人壽保險業務 (續)

#### 經營溢利

本年度內，由太平人壽經營之人壽保險業務之經營溢利淨額為63.96億港元（二零一六年：51.34億港元），較去年上升24.6%，主要由於太平人壽業務持續增長，加上本年度投資市場回暖而帶動。

#### 保費收入及保費存款

太平人壽確認於綜合損益表內的保費收入由去年之1,103.95億港元上升19.0%至1,313.34億港元。此增長主要由個人代理隊伍持續壯大和個險期繳產品銷售額上升所帶動。

太平人壽按業務劃分之保費收入及保費存款如下：

截至二零一七年十二月三十一日止年度，百萬港元

# Management Review and Analysis

## 管理層回顧和分析

### LIFE INSURANCE BUSINESS (Continued)

### 人壽保險業務 (續)

For the year ended 31 December 2016, HK\$ million

截至二零一六年十二月三十一日止年度，  
百萬港元

		Direct premiums written recognised in the consolidated statement of profit or loss 確認於綜合 損益表內之 保費收入	Premium deposits of universal life products 萬能壽險 產品之 保費存款	Premium deposits of unit-linked products 投資連結 產品之 保費存款	Premium deposits of other products 其他產品之 保費存款	Total 總額	% of Total 佔總額 百分比
Individual	個人代理	64,185.22	5,575.53	36.83	172.21	69,969.79	59.8%
Bancassurance	銀行保險	43,631.86	692.75	53.12	1.49	44,379.22	37.9%
Group	團體	370.18	-	-	140.81	510.99	0.4%
Other channels <sup>1</sup>	多元銷售 <sup>1</sup>	2,207.32	-	-	-	2,207.32	1.9%
		110,394.58	6,268.28	89.95	314.51	117,067.32	100.0%

<sup>1</sup> Other channels mainly consisted of telemarketing.

<sup>1</sup> 多元銷售主要由電話營銷組成。

During the Year, premiums distributed through the individual agency force channel increased to HK\$84,648 million from HK\$64,185 million in the Last Year, representing an increase of 31.9%. TPL's initiative to increase its agent numbers over the recent years has established a strong foundation for the agency force channel. The agents' average regular premium productivity remained stable (monthly per capita regular premiums of RMB15,312 during the Year (2016: RMB15,145)).

本年度內，透過個人代理隊伍分銷的保費由去年的641.85億港元上升至846.48億港元，增長31.9%。太平人壽於近年增加代理人數量的舉措，為代理隊伍渠道奠定堅實基礎。代理人人均期繳保費持續穩定，本年度內每月人均期繳保費為人民幣15,312元（二零一六年：人民幣15,145元）。



# Management Review and Analysis

## 管理層回顧和分析

### LIFE INSURANCE BUSINESS (Continued)

In the bancassurance channel, premium increased to HK\$43,697 million from HK\$43,632 million in the Last Year, representing a slightly increase of 0.2%. Within this, first year bancassurance regular premium increased to HK\$6,086 million from HK\$4,207 million in the Last Year, representing an increase of 44.6%, while bancassurance single premium decreased by 19.7%.

The persistency ratios remained stable and at the forefront of the industry. The persistency ratios were at 95.8% and 95.8% at the 13th month, and the compound persistency ratios were 92.0% and 91.7% at the 25th month, for the individual agency and bancassurance channels, respectively.

The detailed breakdown of TPL's single premium products and regular premium products by line of business was summarised as follows:

*For the year ended 31 December, HK\$ million*

#### Individual

		2017 二零一七年	% of Total 佔總額百分比	2016 二零一六年	% of Total 佔總額百分比
Single Premium	躉繳保費	89.50	0.1%	125.43	0.2%
Regular Premium	期繳保費				
– First Year	– 首年	28,208.63	33.3%	21,501.78	33.5%
– Renewal Year	– 續年	56,350.19	66.6%	42,558.01	66.3%
		<b>84,648.32</b>	<b>100.0%</b>	64,185.22	100.0%

### 人壽保險業務 (續)

銀行保險渠道方面，保費由去年436.32億港元輕微上升0.2%至436.97億港元。其中銀保首年期繳保費由去年42.07億港元上升至60.86億港元，增長44.6%，而銀保躉繳保費同比下降19.7%。

續保率仍然穩居行業前列，個人代理及銀行保險渠道第13個月保費繼續率分別為95.8%及95.8%，而第25個月保費複合繼續率則分別為92.0%及91.7%。

太平人壽的躉繳保費產品及期繳保費產品的詳細分析如下：

*截至十二月三十一日止年度，百萬港元*

#### 個人代理

# Management Review and Analysis

## 管理層回顧和分析

### LIFE INSURANCE BUSINESS (Continued)

### 人壽保險業務 (續)

#### Bancassurance

#### 銀行保險

		2017 二零一七年	% of Total 佔總額百分比	2016 二零一六年	% of Total 佔總額百分比
Single Premium	躉繳保費	17,420.01	39.9%	21,694.67	49.8%
Regular Premium	期繳保費				
– First Year	– 首年	6,085.85	13.9%	4,207.36	9.6%
– Renewal Year	– 續年	20,191.45	46.2%	17,729.83	40.6%
		<b>43,697.31</b>	<b>100.00%</b>	43,631.86	100.0%

#### Group

#### 團體

		2017 二零一七年	% of Total 佔總額百分比	2016 二零一六年	% of Total 佔總額百分比
Employee Benefit (“EB”)	僱員福利	265.85	100.0%	370.18	100.0%

#### Other Channels

#### 多元銷售

		2017 二零一七年	% of Total 佔總額百分比	2016 二零一六年	% of Total 佔總額百分比
Single Premium	躉繳保費	7.04	0.3%	14.92	0.7%
Regular Premium	期繳保費				
– First Year	– 首年	762.89	28.0%	520.26	23.6%
– Renewal Year	– 續年	1,953.05	71.7%	1,672.14	75.7%
		<b>2,722.98</b>	<b>100.0%</b>	2,207.32	100.0%

# Management Review and Analysis

## 管理層回顧和分析

### LIFE INSURANCE BUSINESS (Continued)

### 人壽保險業務 (續)

For the individual first year regular premium, the premium by payment term and feature were as follows:

個人代理銷售期繳新單保費按繳費年期及產品形態分類載列如下：

For the year ended 31 December, HK\$ million

截至十二月三十一日止年度，百萬港元

#### Individual first year regular premium – by payment term

#### 個人首年期繳保費—按繳費期

		2017 二零一七年	% of Total 佔總額百分比	2016 二零一六年	% of Total 佔總額百分比
1-9 years	1-9年	14,865.95	52.7%	9,106.55	42.4%
10-19 years	10-19年	4,739.05	16.8%	5,059.87	23.5%
20-29 years	20-29年	8,124.08	28.8%	6,600.67	30.7%
30 years+	30年+	479.55	1.7%	734.69	3.4%
		<b>28,208.63</b>	<b>100.0%</b>	21,501.78	100.0%

#### Individual first year regular premium – by feature

#### 個人首年期繳保費—按產品形態

		2017 二零一七年	% of Total 佔總額百分比	2016 二零一六年	% of Total 佔總額百分比
Short term savings	短期儲蓄型	30.85	0.1%	40.01	0.2%
Long term savings	長期儲蓄型	15,704.50	55.7%	11,897.15	55.3%
Long term protection	長期保障型	10,661.13	37.8%	8,409.04	39.1%
Others	其他	1,812.15	6.4%	1,155.58	5.4%
		<b>28,208.63</b>	<b>100.0%</b>	21,501.78	100.0%

For the bancassurance first year regular premium, the premium by payment term was as follows:

銀行保險首年期繳，按繳費年期劃分的保費分佈如下：

#### Bancassurance first year regular premium – by payment term

#### 銀行保險首年期繳保費—按繳費期

		2017 二零一七年	% of Total 佔總額百分比	2016 二零一六年	% of Total 佔總額百分比
5-9 years	5-9年	2,186.00	35.9%	1,284.94	30.5%
10-14 years	10-14年	3,804.12	62.5%	2,722.78	64.8%
Others	其他	95.73	1.6%	199.64	4.7%
		<b>6,085.85</b>	<b>100.0%</b>	4,207.36	100.0%

# Management Review and Analysis

## 管理層回顧和分析

### LIFE INSURANCE BUSINESS (Continued)

### 人壽保險業務 (續)

TPL's direct premiums written by product structure were as follows:

太平人壽按產品結構的保費收入分佈如下：

For the year ended 31 December, HK\$ million

截至十二月三十一日止年度，百萬港元

		2017 二零一七年	% of Total 佔總額百分比	2016 二零一六年	% of Total 佔總額百分比
Participating	分紅保險	80,482.92	61.3%	68,308.22	61.9%
Annuity	年金保險	9,217.49	7.0%	25,988.63	23.5%
Long-term health	長期健康險	14,862.56	11.3%	8,819.54	8.0%
Traditional life	傳統壽險	21,773.22	16.6%	3,961.71	3.6%
Accident and short-term health	意外和短期健康險	4,990.81	3.8%	3,314.22	3.0%
Universal life	萬能壽險	6.32	0.0%	1.21	0.0%
Investment-linked	投資連結保險	1.14	0.0%	1.05	0.0%
<b>Total</b>	<b>總額</b>	<b>131,334.46</b>	<b>100.0%</b>	<b>110,394.58</b>	<b>100.0%</b>

TPL's direct premiums written by region were as follows:

太平人壽按區域的保費收入分佈如下：

		2017 二零一七年	% of Total 佔總額百分比			2016 二零一六年	% of Total 佔總額百分比
Sichuan	四川	13,683.05	10.4%	Sichuan	四川	11,928.17	10.8%
Shandong	山東	11,963.22	9.1%	Shandong	山東	9,830.08	8.9%
Guangdong	廣東	7,330.72	5.6%	Beijing	北京	7,036.23	6.4%
Beijing	北京	7,315.59	5.6%	Guangdong	廣東	6,478.67	5.9%
Hubei	湖北	6,415.79	4.9%	Hubei	湖北	5,376.94	4.9%
Others	其他	84,626.09	64.4%	Others	其他	69,744.49	63.1%
<b>Total</b>	<b>總額</b>	<b>131,334.46</b>	<b>100.0%</b>	<b>Total</b>	<b>總額</b>	<b>110,394.58</b>	<b>100.0%</b>

# Management Review and Analysis

## 管理層回顧和分析

### LIFE INSURANCE BUSINESS (Continued)

#### Highlights on Embedded Value

Under C-ROSS, the embedded value of TPL (expressed in terms of HKD) increased 27.5% to HK\$117,368 million from HK\$92,049 million at the end of Last Year. The new business value after cost of capital for the Year increased to HK\$13,638 million from HK\$9,115 million of the Last Year, representing a growth of 49.6%. These latest actuarial figures of TPL are disclosed below in the section titled “Embedded Value of TPL”.

#### Net Policyholders’ Benefits

The net policyholders’ benefits of TPL were summarised as follows:

*For the year ended 31 December, HK\$ million*

		2017 二零一七年	2016 二零一六年	Change 變化
Surrenders and net claims	退保額及賠償淨額	28,267.03	105.36	+267.3 times 倍
Annuity, dividends and maturity payments	年金、分紅及滿期給款	15,291.27	16,245.01	-5.9%
Interest allocated to investment and reinsurance contracts	分配至投資及再保險合約之利益	1,018.70	66.59	+14.3 times 倍
		<b>44,577.00</b>	16,416.96	+1.7 times 倍

During the Year, surrenders and net claims increased to HK\$28,267 million from HK\$105 million in the Last Year, representing a significant increase of 267.3 times. It was mainly due to the termination of financial reinsurance contract during the Last Year, which increased the reinsurers’ share of net claims for the Last Year by about HK\$27,726 million and therefore the net claims for the Last Year decreased accordingly.

### 人壽保險業務 (續)

#### 內含價值摘要

在償二代口徑下，太平人壽的內含價值（以港元折算）由去年末之920.49億港元增加27.5%至1,173.68億港元。本年度之新業務扣除資本成本後之價值為136.38億港元，較去年之91.15億港元，增長49.6%。太平人壽的相關精算數據於「太平人壽之內含價值」內披露。

#### 保單持有人利益淨額

太平人壽之保單持有人利益淨額概述如下：

*截至十二月三十一日止年度，百萬港元*

本年度內，退保額及賠償淨額由去年1.05億港元大幅增加267.3倍至282.67億港元，主要是由於太平人壽的財務再保險合約已於去年終止，影響去年攤回賠償淨額增加約277.26億港元，因而去年賠償淨額亦相應減少。

# Management Review and Analysis

## 管理層回顧和分析

### LIFE INSURANCE BUSINESS (Continued)

### 人壽保險業務 (續)

#### Financial Strength and Solvency Margin

#### 財務實力及償付能力

The comprehensive solvency ratios of TPL under the CIRC regulations were as follows:

太平人壽按中國保監會規定之綜合償付能力充足率如下：

At 31 December, RMB million

於十二月三十一日，百萬人民幣

		2017 二零一七年	2016 二零一六年
Available Capital	實際資本	109,353	86,756
Minimum Capital	最低資本	44,465	34,627
Comprehensive Solvency Ratio	綜合償付能力充足率	246%	251%

### PENSION AND GROUP LIFE INSURANCE BUSINESSES

### 養老及團體保險業務

The Group's pension and group life insurance businesses are operated by TPP. TPP is a PRC-incorporated company and is 100% owned by the Group. TPP is principally engaged in corporate and personal retirement insurance and annuity businesses, and group life insurance business in Mainland China.

本集團之養老及團體保險業務由太平養老營運。太平養老為中國註冊公司並由本集團擁有100%權益。太平養老主要於內地從事企業及個人養老保險、年金業務、團體人壽保險業務。

# Management Review and Analysis

## 管理層回顧和分析

### PENSION AND GROUP LIFE INSURANCE BUSINESSES (Continued)

### 養老及團體保險業務(續)

The figures below were the results of TPP from its operations, before intra-group eliminations.

以下數字為集團內部對銷前，太平養老的營運業績。

The key financial data of the pension and group life insurance businesses was summarised below:

養老及團體保險業務之主要財務數據概述如下：

For the year ended 31 December, HK\$ million

截至十二月三十一日止年度，百萬港元

		2017 二零一七年	2016 二零一六年	Change 變化
Direct premiums written	保費收入	5,307.39	4,690.68	+13.1%
Net premiums written	淨保費收入	4,829.84	4,273.28	+13.0%
Net earned premiums	已賺取保費淨額	4,726.92	4,206.43	+12.4%
Net policyholders' benefits	保單持有人利益淨額	(2,795.94)	(2,421.68)	+15.5%
Net commission expenses	佣金支出淨額	(324.86)	(445.99)	-27.2%
Change in insurance contract liabilities, net of reinsurance	保險合約負債變化，減再保險	(445.91)	(530.62)	-16.0%
Total investment income	總投資收入	311.48	383.54	-18.8%
Pension administration fee income	養老保險管理服務費收入	384.56	369.71	+4.0%
Agency fee income	代理服務費收入	26.65	4.68	+4.7 times 倍
Administrative and other expenses	行政及其他費用	(1,859.71)	(1,558.94)	+19.3%
Profit before taxation	除稅前溢利	102.06	45.06	+1.3 times 倍
Profit after taxation and attributable to the owners	除稅後及股東應佔溢利	95.27	24.18	+2.9 times 倍

At 31 December, HK\$ million

於十二月三十一日，百萬港元

		2017 二零一七年	2016 二零一六年	Change 變化
Total assets	總資產	10,950.79	9,495.68	+15.3%
Total equity	總權益	2,809.03	2,528.26	+11.1%

# Management Review and Analysis

## 管理層回顧和分析

### PENSION AND GROUP LIFE INSURANCE BUSINESSES (Continued)

### 養老及團體保險業務(續)

At 31 December, HK\$ million (Continued)

於十二月三十一日，百萬港元(續)

The key operational data of the pension business was summarised below:

養老業務之主要經營數據概述如下：

		2017 二零一七年	2016 二零一六年	Change 變化
Annuity invested assets (HK\$ million)	企業年金投資資產 (百萬港元)	92,054	70,381	+30.8%
Annuity entrusted assets (HK\$ million)	企業年金受託資產 (百萬港元)	72,357	60,530	+19.5%
Number of enterprises in funds and schemes	養老年金計劃所涉及 的企業數目	7,461	7,211	+250
Number of branches	分公司數目	34	28	+6

### Operating Result

### 經營業績

The pension and group life insurance businesses incurred a net operating profit of HK\$95.27 million during the Year (2016: HK\$24.18 million). After breaking even and producing an operating profit in 2013, TPP continued to build its scale and maintain the profitability of its operations.

養老及團體保險業務產生經營溢利淨額9,527萬港元(二零一六年:2,418萬港元)，自二零一三年轉虧為盈後，太平養老持續擴大其規模，並保持經營溢利。

### Direct Premiums Written

### 保費收入

TPP's direct premiums written for the Year increased by 13.1% to HK\$5,307 million from HK\$4,691 million in the Last Year.

太平養老之保費收入由去年之46.91億港元上升13.1%至53.07億港元。

### Financial Strength and Solvency Margin

### 財務實力及償付能力

The comprehensive solvency ratios of TPP under the CIRC regulations were as follows:

太平養老按中國保監會規定之綜合償付能力充足率如下：

At 31 December, RMB million

於十二月三十一日，百萬人民幣

		2017 二零一七年	2016 二零一六年
Available Capital	實際資本	2,460	2,231
Minimum Capital	最低資本	733	690
Comprehensive solvency ratio	綜合償付能力充足率	336%	324%



# Management Review and Analysis

## 管理層回顧和分析

### PRC PROPERTY AND CASUALTY INSURANCE BUSINESS

The Group's property and casualty insurance segment in the PRC is operated by TPI. TPI is a PRC-incorporated company and has been 100% owned by the Group since November 2013. TPI is principally engaged in the underwriting of motor, marine and non-marine policies in Mainland China.

The figures below were the results of TPI from its operations, before intra-group eliminations.

The key financial data of the property and casualty insurance business operated by TPI was summarised below:

For the year ended 31 December, HK\$ million

### 境內財產保險業務

本集團之內地財產保險業務由太平財險營運。太平財險為中國註冊公司，主要於內地從事承保車險、水險及非水險業務。於二零一三年十一月起，本集團擁有太平財險100%權益。

以下數字為集團內部對銷前，太平財險的營運業績。

由太平財險經營之財產保險業務之主要財務數據概述如下：

截至十二月三十一日止年度，百萬港元

		2017 二零一七年	2016 二零一六年	Change 變化
Direct premiums written	保費收入	25,441.08	21,268.72	+19.6%
Net premiums written	淨保費收入	22,176.27	18,627.38	+19.1%
Net earned premiums	已賺取保費淨額	20,576.93	18,150.22	+13.4%
Net claims incurred	賠款淨額	(10,754.91)	(9,629.05)	+11.7%
Underwriting expenses	承保費用	(6,589.54)	(5,799.08)	+13.6%
Net commission expenses	佣金支出淨額	(3,137.62)	(2,692.39)	+16.5%
Underwriting profit	承保溢利	94.86	29.70	+2.2 times 倍
Total investment income	總投資收入	835.61	914.46	-8.6%
Share of results of associates	應佔聯營公司業績	136.24	75.37	+80.8%
Other gain and other income	其他收益及其他收入	140.28	191.15	-26.6%
Other miscellaneous expenses	其他雜費	(347.93)	(220.01)	+58.1%
Finance costs	財務費用	(76.09)	(77.42)	-1.7%
Profit before taxation	除稅前經營溢利	782.97	913.25	-14.3%
Profit after taxation and attributable to the owners	除稅後及股東應佔經營溢利	362.72	552.11	-34.3%
Retained ratio	自留比率	87.2%	87.6%	-0.4 pt 點
Loss ratio <sup>1</sup>	賠付率 <sup>1</sup>	52.2%	53.0%	-0.8 pt 點
Expense ratio <sup>1</sup>	費用率 <sup>1</sup>	47.3%	46.8%	+0.5 pt 點
Combined ratio <sup>2</sup>	綜合成本率 <sup>2</sup>	99.5%	99.8%	-0.3 pt 點

<sup>1</sup> Both the loss ratio and expense ratio were based on net earned premiums.

<sup>2</sup> The combined ratio was the sum of the loss ratio and the expense ratio.

<sup>1</sup> 賠付率及費用率均按已賺取保費淨額為基準計算。

<sup>2</sup> 綜合成本率為賠付率與費用率的總和。

# Management Review and Analysis

## 管理層回顧和分析

### PRC PROPERTY AND CASUALTY INSURANCE BUSINESS (Continued)

### 境內財產保險業務(續)

At 31 December, HK\$ million

於十二月三十一日，百萬港元

		2017 二零一七年	2016 二零一六年	Change 變化
Total assets	總資產	<b>31,725.32</b>	25,710.33	+23.4%
Total equity	總權益	<b>7,405.39</b>	6,486.82	+14.2%

The key operational data of the property and casualty insurance business operated by TPI was summarised below:

由太平財險經營之財產保險業務之主要經營數據概述如下：

		2017 二零一七年	2016 二零一六年	Change 變化
Market share <sup>1</sup>	市場份額 <sup>1</sup>	<b>2.1%</b>	2.0%	+0.1 pt 點
Number of provincial branches	省級分公司數目	<b>31</b>	31	-
Number of sub-branches and marketing centers	支公司及市場推廣中心數目	<b>632</b>	595	+37
Number of customers	客戶數目			
– Individual	– 個人	<b>5,509,326</b>	4,673,598	+835,728
– Corporate	– 公司	<b>246,061</b>	249,246	-3,185
Number of direct sales representatives	直接銷售代表數目	<b>10,227</b>	10,185	+42

<sup>1</sup> Based on premiums published by the CIRC.

<sup>1</sup> 據中國保監會刊發之保費計算。

# Management Review and Analysis

## 管理層回顧和分析

### PRC PROPERTY AND CASUALTY INSURANCE BUSINESS (Continued)

#### Operating Profit

The property and casualty insurance business operated by TPI produced a net operating profit of HK\$363 million during the Year (2016: HK\$552 million), representing a decrease of 34.3%, mainly due to the increase in tax provision. During the Year, TPI was able to continue expanding the scale of its business and its market share, while maintaining solid underwriting results.

#### Direct Premiums Written

TPI's direct premiums written increased by 19.6% to HK\$25,441 million from HK\$21,269 million in the Last Year. The detailed breakdown of TPI's direct premiums written was as follows:

*For the year ended 31 December, HK\$ million*

Business Line 業務種類		2017 二零一七年	% of Total 佔總額百分比	2016 二零一六年	% of Total 佔總額百分比
Motor 車險		19,864.96	78.1%	17,034.62	80.1%
Marine 水險		738.93	2.9%	444.58	2.1%
Non-marine 非水險		4,837.19	19.0%	3,789.52	17.8%
		<b>25,441.08</b>	<b>100.0%</b>	21,268.72	100.0%

TPI's direct premiums written by region were as follows:

*For the year ended 31 December, HK\$ million*

		2017 二零一七年	% of Total 佔總額百分比			2016 二零一六年	% of Total 佔總額百分比
Shandong 山東		2,186.07	8.6%	Sichuan 四川		2,026.70	9.5%
Shenzhen 深圳		2,140.95	8.4%	Shandong 山東		1,791.34	8.4%
Sichuan 四川		2,098.69	8.2%	Shenzhen 深圳		1,746.30	8.2%
Guangdong 廣東		1,752.76	6.9%	Guangdong 廣東		1,307.53	6.1%
Zhejiang 浙江		1,366.36	5.4%	Shanghai 上海		1,247.87	5.9%
Others 其他		15,896.25	62.5%	Others 其他		13,148.98	61.9%
Total 總額		<b>25,441.08</b>	<b>100.0%</b>	Total 總額		21,268.72	100.0%

### 境內財產保險業務(續)

#### 經營溢利

本年度內，由太平財險經營之財產保險業務的經營溢利淨額為3.63億港元（二零一六年：5.52億港元），下跌34.3%，主要由於納稅調增影響。於本年度內，太平財險繼續擴大業務規模與市場份額，同時維持穩健的承保業績。

#### 保費收入

太平財險的保費收入上升19.6%，由去年的212.69億港元上升至254.41億港元。太平財險保費收入詳細分析如下：

*截至十二月三十一日止年度，百萬港元*

太平財險按區域的保費收入分佈如下：

*截至十二月三十一日止年度，百萬港元*

# Management Review and Analysis

## 管理層回顧和分析

### PRC PROPERTY AND CASUALTY INSURANCE BUSINESS (Continued)

#### Combined Ratio

TPI's loss ratio improved by 0.8 percentage point to 52.2% from 53.0% in the Last Year. The expense ratio increased to 47.3% from 46.8% in the Last Year. TPI's combined ratio improved by 0.3 percentage point to 99.5% from 99.8% in the Last Year. TPI's loss ratios, expense ratios and combined ratios were as follows:

*For the year ended 31 December*

		2017 二零一七年	2016 二零一六年
Loss ratio	賠付率	52.2%	53.0%
Expense ratio	費用率	47.3%	46.8%
Combined ratio	綜合成本率	99.5%	99.8%

#### Financial Strength and Solvency Margin

The comprehensive solvency ratios of TPI under the CIRC regulations were as follows:

*At 31 December, RMB million*

		2017 二零一七年	2016 二零一六年
Available Capital	實際資本	7,211	6,358
Minimum Capital	最低資本	3,336	3,083
Comprehensive Solvency Ratio	綜合償付能力充足率	216%	206%

### 境內財產保險業務(續)

#### 綜合成本率

太平財險的賠付率由去年的53.0%優化0.8個百分點至52.2%。費用率由去年的46.8%上升至47.3%。本年度內太平財險的綜合成本率由去年的99.8%優化0.3個百分點至99.5%。太平財險之賠付率、費用率及綜合成本率情況如下：

*截至十二月三十一日止年度*

#### 財務實力及償付能力

太平財險按中國保監會規定之償付能力充足率如下：

*於十二月三十一日，百萬人民幣*

# Management Review and Analysis

## 管理層回顧和分析

### OVERSEAS PROPERTY AND CASUALTY INSURANCE BUSINESS

The Group's property and casualty insurance segment cover Hong Kong, Macau, Singapore, UK and Indonesia, and is operated by CTPI (HK), TP Macau, TP Singapore, TP UK and TP Indonesia respectively.

CTPI (HK), TP Macau, TP Singapore and TP UK are wholly-owned by the Group. TP Indonesia is 55% owned by the Group.

The figures below are the results of these companies from its operations, before intra-group eliminations.

The key financial data of the overseas property and casualty insurance business is summarised below:

For the year ended 31 December, HK\$ million

### 境外財產保險業務

本集團之境外財產保險業務覆蓋香港、澳門、新加坡、英國及印尼，分別由太平香港、太平澳門、太平新加坡、太平英國及太平印尼營運。

太平香港、太平澳門、太平新加坡及太平英國由本集團全資擁有。本集團擁有太平印尼55%權益。

以下數字為集團內部對銷前，各公司的營運業績。

境外財產保險業務之主要財務數據概述如下：

截至十二月三十一日止年度，百萬港元

		2017 二零一七年	2016 二零一六年	Change 變化
<b>Direct premiums written</b>	<b>保費收入</b>			
CTPI (HK)	太平香港	<b>1,449.52</b>	1,372.04	+5.6%
TP Macau	太平澳門	<b>672.94</b>	587.32	+14.6%
TP Singapore	太平新加坡	<b>422.96</b>	463.27	-8.7%
TP UK	太平英國	<b>455.92</b>	403.11	+13.1%
TP Indonesia	太平印尼	<b>231.29</b>	230.48	+0.4%
<b>Underwriting profit/(loss)</b>	<b>承保溢利／（虧損）</b>			
CTPI (HK)	太平香港	<b>22.02</b>	43.61	-49.5%
TP Macau	太平澳門	<b>(22.74)</b>	73.66	-130.9%
TP Singapore	太平新加坡	<b>26.27</b>	39.94	-34.2%
TP UK	太平英國	<b>(0.53)</b>	11.26	-104.7%
TP Indonesia	太平印尼	<b>3.48</b>	2.80	+24.3%
<b>Profit/(loss) after taxation</b>	<b>除稅後溢利／（虧損）</b>			
CTPI (HK)	太平香港	<b>400.03</b>	305.74	+30.8%
TP Macau	太平澳門	<b>25.76</b>	84.82	-69.6%
TP Singapore	太平新加坡	<b>37.14</b>	63.99	-42.0%
TP UK	太平英國	<b>(7.27)</b>	30.49	-123.8%
TP Indonesia	太平印尼	<b>5.84</b>	2.36	+1.5 times 倍
<b>Combined ratio</b>	<b>綜合成本率</b>			
CTPI (HK)	太平香港	<b>99.0%</b>	97.7%	+1.3 pts 點
TP Macau	太平澳門	<b>105.7%</b>	80.5%	+25.2 pts 點
TP Singapore	太平新加坡	<b>94.1%</b>	90.4%	+3.7 pts 點
TP UK	太平英國	<b>100.2%</b>	96.9%	+3.3 pts 點
TP Indonesia	太平印尼	<b>87.5%</b>	87.9%	-0.4 pt 點

TP Macau recorded underwriting loss for the Year and its combined ratio increased significantly over the Last Year because of the typhoon Hato.

受颱風天鴿影響，太平澳門本年度錄得承保虧損，其綜合成本率亦明顯較去年高。

# Management Review and Analysis

## 管理層回顧和分析

### OVERSEAS PROPERTY AND CASUALTY INSURANCE BUSINESS (Continued)

### 境外財產保險業務(續)

At 31 December

於十二月三十一日

		2017 二零一七年	2016 二零一六年	Change 變化
<b>Regulatory solvency margin ratio<sup>1</sup></b>	<b>償付能力充足率<sup>1</sup></b>			
CTPI (HK)	太平香港	<b>815%</b>	725%	+90 pts 點
TP Macau	太平澳門	<b>230%</b>	267%	-37 pts 點
TP Singapore	太平新加坡	<b>217%</b>	210%	+7 pts 點
TP UK	太平英國	<b>156%</b>	194%	-38 pts 點
TP Indonesia	太平印尼	<b>222%</b>	245%	-23 pts 點

<sup>1</sup> Based on the local regulations.

<sup>1</sup> 按當地的規定。

### REINSURANCE BUSINESS

### 再保險業務

The Group's reinsurance business is operated by TPRé, a Hong Kong-incorporated company and wholly-owned by the Group, and TPRé's wholly owned subsidiary TPRé (China). TPRé mainly engaged in the underwriting of all classes of non-life reinsurance business around the globe, consisting mainly of short-tail, property reinsurance business in the Asia Pacific region. TPRé also engages in the underwriting of certain classes of long term (life) reinsurance business. TPRé (China) incorporated in PRC in December 2015.

本集團之再保險業務由本集團全資擁有之香港註冊公司太平再保險及太平再保險之全資附屬公司太平再保險(中國)營運。太平再保險主要從事承保全球各類非人壽再保險業務，主要包括亞太地區的短尾財產再保險業務。太平再保險亦從事若干類別的長期(人壽)再保險業務。太平再保險(中國)是於二零一五年十二月在中國註冊成立之公司。

# Management Review and Analysis

## 管理層回顧和分析

### REINSURANCE BUSINESS (Continued)

The figures below were the consolidated results of TPRe from its operations, before intra-group eliminations.

The key financial data and key performance indicators of the reinsurance business operated by TPRe were summarised below:

For the year ended 31 December, HK\$ million

		2017 二零一七年	2016 二零一六年	Change 變化
Direct premiums written	保費收入	<b>11,057.59</b>	9,175.45	+20.5%
Underwriting profit (non-life)	承保溢利(非人壽)	<b>195.54</b>	299.54	-34.7%
Profit after taxation	除稅後溢利	<b>743.76</b>	450.72	+65.0%
Non-life reinsurance business Combined ratio	非人壽再保險業務： 綜合成本率	<b>96.4%</b>	92.9%	+3.5 pts 點

At 31 December

		2017 二零一七年	2016 二零一六年	Change 變化
Regulatory solvency margin ratio <sup>1</sup>	監管償付能力充足比率 <sup>1</sup>	<b>363%</b>	394%	-31 pts 點

<sup>1</sup> Based on Hong Kong local regulations.

### Operating Profit

The reinsurance business produced a net operating profit after tax of HK\$744 million during the Year (2016: HK\$451 million), representing an increase of 65.0%. The increase was mainly due to the investment gain and exchange gain.

### 再保險業務(續)

以下數字為集團內部對銷前，太平再保險的合併營運業績。

由太平再保險經營之再保險業務之主要財務數據概述如下：

截至十二月三十一日止年度，百萬港元

		2017 二零一七年	2016 二零一六年	Change 變化
Direct premiums written	保費收入	<b>11,057.59</b>	9,175.45	+20.5%
Underwriting profit (non-life)	承保溢利(非人壽)	<b>195.54</b>	299.54	-34.7%
Profit after taxation	除稅後溢利	<b>743.76</b>	450.72	+65.0%
Non-life reinsurance business Combined ratio	非人壽再保險業務： 綜合成本率	<b>96.4%</b>	92.9%	+3.5 pts 點

於十二月三十一日

		2017 二零一七年	2016 二零一六年	Change 變化
Regulatory solvency margin ratio <sup>1</sup>	監管償付能力充足比率 <sup>1</sup>	<b>363%</b>	394%	-31 pts 點

<sup>1</sup> 按香港當地的規定。

### 經營溢利

再保險業務產生經營溢利淨額7.44億港元(二零一六年：4.51億港元)，上升65.0%。增幅主要來自投資收益及匯兌收益。

# Management Review and Analysis

## 管理層回顧和分析

### REINSURANCE BUSINESS (Continued)

#### Direct Premiums Written

TPRe's direct premiums written for the Year increased by 20.5% to HK\$11,058 million from HK\$9,175 million in the Last Year. TPRe was able to maintain its core business portfolio with overall premium growth, to maintain the leading position in Hong Kong and Macau, to optimise the business portfolio continuously, and strengthen the development of Europe, United States of America, Japan and other overseas markets. The frequent catastrophes during the Year caused serious losses for the industry. However, the combined ratio of the non-life reinsurance business was 96.4% (2016: 92.9%) which better than the industry average. The underwriting profit was HK\$196 million (2016: HK\$300 million).

TPRe's life reinsurance business achieved premiums of HK\$4,290 million (2016: HK\$4,224 million), mostly from Hong Kong.

The figures below were the results of TPRe (China) from its operations, before intra-group eliminations.

The key financial data of the reinsurance business operated by TPRe (China) was summarised below:

For the year ended 31 December, HK\$ million

		2017 二零一七年	2016 二零一六年	Change 變化
Direct premiums written	保費收入	<b>3,502.98</b>	2,389.62	+46.6%
Net profit	淨利潤	<b>119.67</b>	110.18	+8.6%

At 31 December, HK\$ million

		2017 二零一七年	2016 二零一六年	Change 變化
Net assets	淨資產	<b>1,720.54</b>	1,471.88	+16.9%

### 再保險業務 (續)

#### 保費收入

太平再保險之保費收入由去年的91.75億港元上升20.5%至110.58億港元。太平再保險仍維持核心業務組合的整體保費收入增長，保持港澳市場引領地位。中國業務組合持續優化，並加強歐美、日本等海外市場開拓。本年度巨災事件頻發，行業損失嚴重，但是太平再保險之非人壽業務綜合成本率96.4%（二零一六年：92.9%），仍優於行業平均水準；實現承保溢利1.96億港元（二零一六年：3.00億港元）。

太平再保險人壽再保險業務保費收入達到42.90億港元（二零一六年：42.24億港元），大部分來自香港。

以下數字為集團內部對銷前，太平再保險（中國）的營運業績。

由太平再保險（中國）經營之再保險業務之主要財務數據概述如下：

截至十二月三十一日止年度，百萬港元

		2017 二零一七年	2016 二零一六年	Change 變化
Direct premiums written	保費收入	<b>3,502.98</b>	2,389.62	+46.6%
Net profit	淨利潤	<b>119.67</b>	110.18	+8.6%

於十二月三十一日，百萬港元

		2017 二零一七年	2016 二零一六年	Change 變化
Net assets	淨資產	<b>1,720.54</b>	1,471.88	+16.9%



# Management Review and Analysis

## 管理層回顧和分析

### REINSURANCE BUSINESS (Continued)

#### Financial Strength and Solvency Margin

The comprehensive solvency ratios of TPre (China) under the CIRC regulations were as follows:

At 31 December, RMB million

### 再保險業務 (續)

#### 財務實力及償付能力

太平再保險(中國)按中國保監會規定之綜合償付能力充足率如下:

於十二月三十一日, 百萬人民幣

		2017 二零一七年	2016 二零一六年
Available capital	實際資本	1,430	1,314
Minimum capital	最低資本	586	570
Comprehensive solvency ratio	綜合償付能力充足率	244%	230%

### ASSET MANAGEMENT BUSINESS

The Group's asset management business is mainly operated by TPAM and TPA (HK), which are engaged in the provision of asset management services to the Group in managing its RMB and non-RMB investment portfolios, respectively. TPAM is a PRC-incorporated company and is 80% owned by the Group, while TPA (HK) is a Hong Kong-incorporated company and is wholly-owned by the Group. Taiping Fund Management Company Limited (collectively known as the "TPAM Group" with TPAM) is 83% owned by TPAM, which was acquired by TPAM in September 2016.

### 資產管理業務

本集團之資產管理業務主要由太平資產與太平資產(香港)營運, 分別為本集團的人民幣及非人民幣投資組合提供資產管理服務。太平資產為中國註冊公司並由本集團擁有80%權益, 而太平資產(香港)為香港註冊公司並由本集團全資擁有。於二零一六年九月, 太平資產完成收購太平基金有限公司(與太平資產統稱「太平資產集團」), 太平資產擁有其83%權益。

# Management Review and Analysis

## 管理層回顧和分析

### ASSET MANAGEMENT BUSINESS (Continued)

The figures below were the results of TPAM and TPA (HK) from their operations, before intra-group eliminations.

The key financial data of the asset management business operated in the PRC by TPAM Group and in Hong Kong by TPA (HK) were summarised below:

For the year ended 31 December, HK\$ million

		2017 二零一七年	2016 二零一六年	Change 變化
Management fee income	管理費收入	1,178.25	801.28	+47.0%
Profit after taxation	除稅後溢利	484.02	272.38	+77.7%
Profit from operating attributable to the owners	股東應佔溢利	400.91	226.41	+77.1%

At 31 December, HK\$ million

		2017 二零一七年	2016 二零一六年	Change 變化
Assets under management	資產管理規模	634,982	538,805	+17.9%

### Operating Profit

The asset management business produced a net operating profit of HK\$484 million during the Year (2016: HK\$272 million), representing an increase of 77.7% compared to Last Year.

### LIQUIDITY AND FINANCIAL RESOURCES

The Group's cash and bank deposits as at 31 December 2017 amounted to HK\$83,614 million (2016 restated: HK\$74,445 million).

### 資產管理業務 (續)

以下數字為集團內部對銷前，太平資產及太平資產（香港）的營運業績。

由太平資產集團及太平資產（香港）於內地及香港營運的資產管理業務之主要財務數據概述如下：

截至十二月三十一日止年度，百萬港元

		2017 二零一七年	2016 二零一六年	Change 變化
Management fee income	管理費收入	1,178.25	801.28	+47.0%
Profit after taxation	除稅後溢利	484.02	272.38	+77.7%
Profit from operating attributable to the owners	股東應佔溢利	400.91	226.41	+77.1%

於十二月三十一日，百萬港元

		2017 二零一七年	2016 二零一六年	Change 變化
Assets under management	資產管理規模	634,982	538,805	+17.9%

### 經營溢利

資產管理業務的經營溢利淨額為4.84億港元（二零一六年：2.72億港元），較去年上升77.7%。

### 流動資金

於二零一七年十二月三十一日，本集團的現金及銀行存款為836.14億港元（二零一六年重列：744.45億港元）。

# Management Review and Analysis

## 管理層回顧和分析

### FINANCIAL LEVERAGE

The interest-bearing notes and bank facilities drawn as at 31 December 2017 amounted to HK\$5,958 million and HK\$46,189 million (2016: HK\$5,835 million and HK\$41,706 million). As of 31 December 2017, CTIH's consolidated financial leverage ratio (calculated by debt over the summation of debt plus equity) was 39.0% (2016 restated: 40.4%).

### CAPITAL STRUCTURE

CTIH did not issue new Shares during the Year and 2016.

### PRINCIPAL PROPERTIES

The location and use of the principal properties held for investment purposes by the Group are set out below, other details are set out in Note 15 of the consolidated financial statements.

Property location	Use
Taiping Finance Tower, Pudong New District, Shanghai, the PRC	Medium term lease; Commercial
Taiping Finance Tower, Futian District, Shenzhen, the PRC	Medium term lease; Commercial
The Exchange Beijing, Chaoyang District, Beijing, the PRC	Medium term lease; Commercial

### STAFF AND STAFF REMUNERATION

As at 31 December 2017, the Group had a total of 77,472 employees (2016: 60,270 employees), an increase of 17,202 employees. Total remuneration for the Year amounted to HK\$15,466 million (2016 restated: HK\$13,489 million), an increase of 14.7%. Bonuses are linked to both the performance of the Group and the performance of the individual.

### CONTINGENT LIABILITIES

Other than those incurred in the normal course of the Group's insurance businesses, there was no outstanding litigation nor any other contingent liabilities as at 31 December 2017.

### 財務槓桿

二零一七年十二月三十一日須付息票據及已提取銀行貸款額度分別為59.58億港元及461.89億港元(二零一六年: 58.35億港元及417.06億港元)。於二零一七年十二月三十一日,中國太平控股的綜合財務槓桿比率(債務/(債務+股本))為39.0%(二零一六年重列: 40.4%)。

### 資本結構

於本年度及二零一六年,中國太平控股並無發行新股。

### 主要物業

本集團持有作投資用途的主要物業地點及用途如下,其他詳情載於綜合財務報表附註15。

物業地點	用途
中國上海浦東新區 太平金融大廈	中期租賃; 商業物業
中國深圳市福田區 太平金融大廈	中期租賃; 商業物業
中國北京朝陽區京匯大廈	中期租賃; 商業物業

### 員工及員工酬金

於二零一七年十二月三十一日,本集團的僱員總人數達77,472人(二零一六年: 60,270人),增加17,202人。本年度總酬金為154.66億港元(二零一六年重列: 134.89億港元),增加14.7%。花紅與本集團的業績及員工的個人表現掛鉤。

### 或然負債

除在本集團日常保險業務中產生的訴訟外,於二零一七年十二月三十一日,本集團概無任何未決訴訟或或然負債。

# Management Review and Analysis

## 管理層回顧和分析

### OUTLOOK

#### “Top-quality Strategy” Leads to Quality Development

- The year of 2017 witnessed the rich achievements of the “Top-quality Strategy”. During the Year, China Taiping maintained strong development momentum and achieved rapid growth in its core business and significant improve in its investment performance, which in turn resulted in a new high in terms of profits. Meanwhile, China Taiping achieved good results in strengthening operation characteristics, optimising business structure, enhancing comprehensive exploration and implementing cost reduction and efficiency improvement. During the course of business development, China Taiping paid great attention to the risk management and compliance operation to maintain the risk limitation, played an active role in serving the real economy and protecting people’s livelihood, and fulfilled responsibilities for the country and society
- In 2018 and the coming period, China Taiping will firmly uphold high-quality development, seek progress along with stability, and strive to become the first-class finance and insurance group with global competitiveness through scientific and technological innovation under the guidance of the “Top-quality Strategy”. In active response to the macro-economy and market changes, it will focus on the quality and efficiency improvement, strictly prevent and control risks, strengthen the comprehensive operation mode, expedite the internationalisation strategy layout, maintain the core business development above the market, further enhance the development of the Company, and strive to create greater value for shareholders, clients and the society

### 展望

#### 「精品戰略」引領高質量發展

- 二零一七年是「精品戰略」結出豐碩成果的一年。在這一年中，中國太平整體發展勢頭強勁，核心業務快速成長，投資業績顯著回升，盈利創下歷史新高，在強化經營特色，優化業務結構、推進綜合開拓、實施降本增效等方面均取得較好成效。業務發展的同時，中國太平高度重視風險防控與合規經營，牢牢守住了風險底線；在服務實體經濟、助力民生保障等方面亦發揮了積極作用，踐行了對國家和社會的責任
- 二零一八年及今後一段時期，中國太平將牢牢把握高質量發展的根本要求，堅持穩中求進的總基調，圍繞建設具有全球競爭力的一流金融保險集團的發展目標，以「精品戰略」為引領，以科技創新為驅動，積極應對宏觀經濟及市場的變化，聚焦提質增效，嚴格防控風險，強化綜合經營模式，加快國際化戰略佈局，努力保持核心業務發展跑贏大市，推動公司發展再上新台階，竭力為股東、客戶和社會創造更大的價值

# Management Review and Analysis

## 管理層回顧和分析

### OUTLOOK (Continued)

#### PRC Life Insurance Business – TPL

- Adhering to the value-oriented and innovation-driven concept, continuously optimise the business structure and strengthen the integrated support for products, technology and services, in order to ensure rapid and healthy growth of core businesses
- Consolidate the individual insurance, and build operation model with long-term sustainable development
- Enhance the professional level of bancassurance to ensure rapid and healthy development of the regular premium business
- Strengthen the e-commerce team, enrich resources, stabilise innovations, and promote sound development of the internet and telesales businesses
- Continue to consolidate our industry leading position in persistency ratios and strengthen the operation features of Taiping

#### PRC Property and Casualty Insurance Business – TPI

- Response to the regulatory policies and changes in industry situations, grasp the development pace of business, enhance response to the market and operation decision-making capabilities of the motor insurance, strengthen the expansion of key non-motor insurances and high quality business segments, and to promote steady and quality business growth
- Commit concrete efforts in cost reduction and efficiency improvement, further strengthen the risk control on claims and losses, improve manpower efficiency and continuously optimise the cost structure, so as to comprehensively enhance the business value and operating efficiency
- Further improve the comprehensive operation capabilities of channels and organisation, refinement and professionalise the management level, continuously enhance the market competitiveness, deepen the application of insurance technology, steadily promote the customer service capability and level, and enhance the market reputation and influence

### 展望 (續)

#### 境內人壽業務—太平人壽

- 堅持價值導向和創新驅動，持續優化業務結構，加大產品、技術、服務一體化支撐力度，確保核心業務保持快速、健康增長
- 個險固本強基，打造長期可持續發展的經營模式
- 銀保提升專業化水準，確保期繳業務快速、健康發展
- 電商強隊伍，拓資源、穩創新，有序推動網銷、電銷業務健康發展
- 續收繼續率鞏固行業領先地位，強化太平經營特色

#### 境內產險業務—太平財險

- 緊跟監管政策和行業形勢變化，把握業務發展節奏，提升車險市場應對和經營決策能力，加強非車險重點險種和優質板塊業務拓展，促進公司業務穩中有進優質增長
- 紮實推進降本增效工作，加強核保、核賠等風險管控力度，提升人力效能，不斷優化成本結構，全面提升公司業務價值和經營效益
- 進一步提升渠道、機構的綜合運營能力和精細化、專業化管理水平，不斷提升市場競爭力；深化保險科技應用，促進客戶服務能力和水平穩步提升，不斷提升市場知名度和影響力

# Management Review and Analysis

## 管理層回顧和分析

### OUTLOOK (Continued)

#### Group Insurance and Pension Business – TPP

- Focus on the annuity development, actively deploy the occupational annuity business, enhance the investment capacity, strengthen, optimise and expand the scale of pension assets under management to help pension business continuously achieve the strategy of “Competing at an advanced level”
- Return to protection nature of group insurance business, continuously optimise business structure, enhance the quality, grasp the opportunities for individual tax-deferred pension insurance to promote the value-oriented growth

#### Overseas Life Insurance Business – TPL (HK)

- Continuously optimise product and channel strategies, expedite cultivation of sales force, enhance operating efficiency and customer service capability, actively expand business in Macau, and enlarge market influence

#### Overseas Property and Casualty Business – CTPI (HK), TP Macau, TP Singapore, TP UK and TP Indonesia

- Persisting in value orientation and differential management, CTPI (HK) will explore the potential in the Hong Kong market, consolidate and optimise traditional business, strengthen risk management, continuously enhance profitability, and promote brand image and market influence of the company
- TP Macau will continuously enhance core competitiveness, intensify product development and business expansion, strengthen information system building capacity, comprehensively lift the service level, and maintain a leading position in the market
- TP Singapore will push forward the diversified development, regional development, innovation development, linkage development and refined development, grasp opportunities to realise stable progress, strengthen the comprehensive management and risk management level, and further enhance core competitiveness

### 展望 (續)

#### 團險和養老金業務—太平養老

- 著力抓好企業年金發展，積極佈局職業年金，加強投資能力建設，做強做優做大養老資產管理規模，推動養老金業務持續實現爭先進位
- 團險業務注重回歸保障本質，不斷優化結構、提升品質，搶抓個稅遞延養老保險機遇，推動實現價值型成長

#### 境外壽險業務—太平人壽香港

- 持續優化產品和渠道策略，加快培育銷售隊伍，提升運營效率和客戶服務能力，積極拓展澳門業務，不斷擴大市場影響力

#### 境外產險業務—太平香港、太平澳門、太平新加坡、太平英國及太平印尼

- 太平香港堅持價值導向和差異化經營，深挖香港本地業務潛力，鞏固優化傳統業務，強化風險管理，不斷增強公司盈利能力，持續提升公司品牌形象和市場影響力
- 太平澳門持續提升核心競爭力，加強產品開發和業務拓展力度，強化信息化系統建設能力，全面提升服務水平，保持市場領先地位
- 太平新加坡堅持多元發展、區域發展、創新發展、協同發展、精細發展方向，把握機遇，穩中求進，強化企業綜合管理和風險管理水平，進一步提升核心競爭力

# Management Review and Analysis

## 管理層回顧和分析

### OUTLOOK (Continued)

#### Overseas Property and Casualty Business – CTPI (HK), TP Macau, TP Singapore, TP UK and TP Indonesia (Continued)

- Highlighting the national brand feature, TP UK will focus on Chinese enterprises and market, strengthen market expansion, optimise business structure, enhance business quality, and lift the profitability while maintaining rapid business development
- In support of the national strategies, TP Indonesia will proactively provide risk protection for enterprises serving the “going global” and “The Belt and Road”, expand new markets and channels, and optimise business structure, in order to maintain stable business growth and continuously enhance local market influence

#### Reinsurance Business – TPre, TPre (China) and TPRB

- TPre will stably promote the global business layout, continuously enhance market influence, further strengthen international management capabilities and risk management system building, and comprehensively lift customer service level, in order to realise high-quality development
- TPre (China) will expedite the strategic layout by actively grasping market opportunities, strengthen customer development, form operation characteristics driven by innovation, build core competitiveness and enhance market influence
- TPRB will continuously strengthen the market development capability, further improve professional service capabilities, enhance the industry influence, and realise growth in both scale and benefits through intensive cultivation

### 展望 (續)

#### 境外產險業務—太平香港、太平澳門、太平新加坡、太平英國及太平印尼 (續)

- 太平英國突出民族品牌特色，深耕中資企業及華人市場，加大市場拓展力度，優化業務結構，提升業務質量，在保持業務快速發展的同時提升公司盈利能力
- 太平印尼緊抓國家戰略機遇，積極為「走出去」和服務「一帶一路」倡議企業提供風險保障；著力開拓新市場、新渠道，優化業務結構，保持業務穩定增長，不斷提升當地市場影響力

#### 再保險業務—太平再保險、太平再保險（中國）及太平再保顧問

- 太平再保險穩步推進全球化佈局，持續提高市場影響力，進一步加強國際化經營管理能力和風險管理體系建設，全面提升客戶服務水平，實現高品質發展
- 太平再保險（中國）積極把握市場機遇，加快戰略佈局，加大客戶開拓力度，以創新驅動形成經營特色，努力打造公司核心競爭力，提升市場影響力
- 太平再保顧問不斷加強市場開拓能力，進一步提升專業服務水平，提升行業影響力；精耕細作，實現規模與效益共同增長

# Management Review and Analysis

## 管理層回顧和分析

### OUTLOOK (Continued)

#### Investment

- Due to better recovery of global economy in 2018, the PRC's economy will transform from high-speed growth to high-quality growth. In this context, the Group will place more emphasis on equity value investment and stable investment, give full play to the long-term investment superiority of insurance funds, and choose the leading company with obvious competitive edge; enlarge the allocation proportion in terms of bond investment during relatively high interest rates, with good selection of varieties and term
- In respect of alternative investment, the main investment strategy is to provide service for the real economy according to national strategies. The opportunities for debt investment shall be focused on five fields: firstly, the pillar manufacturing industry with capacity clearance and recovery in prosperity; secondly, the strategic emerging industry and high-end manufacturing industry; thirdly, infrastructure and public utilities; fourthly, elderly care and medical health field; fifthly, high-quality overseas assets. Equity investment focuses on the comprehensive balance between safety, growth and profitability, especially the long-term equity investment with a low valuation, high dividend and good synergies. The real estate investment is mainly made in high-quality office buildings in core area of tier 1 cities and some tier 2 cities, health and pension properties consistent with the main business, long-term rental apartments adopting available for both rental and sales, hotels and logistics park
- Following the spirits of the Central Economic Working Conference and National Finance Working Conference, give top priority to risk prevention, continuously strengthen risk screening of existing assets, keep improving investment risk treatment mechanism, formulate corresponding countermeasures for each enterprise, keep the risk bottom line with the "thorough management", and prevent the systematic and severe risks

### 展望(續)

#### 投資

- 二零一八年全球經濟復甦加強，中國經濟從高速增長轉變為高質量增長。在此背景下，本集團將更加重視權益的價值投資、穩健投資，並充分發揮保險資金長期投資優勢，擇機配置競爭優勢明顯的龍頭公司；債券投資擇利率相對高位加大配置力度，做好品種和期限選擇
- 另類投資上，以圍繞國家戰略，服務實體經濟為主要投資思路。債權投資重點把握五個領域的投資機會：一是產能出清、景氣度回升的支柱製造產業；二是戰略性新興產業和高端製造產業；三是基礎設施和公用事業領域；四是養老和醫療健康領域；五是海外優質資產。股權投資注重安全性、成長性和盈利性的綜合平衡，重點是估值低、分紅高、協同好的長期股權投資。不動產投資重點關注一線城市以及部分二線城市的核心區域優質寫字樓，與主業協同的健康養老類地產，以「租售並舉」模式開展長租公寓、酒店以及物流園等投資
- 同時，全面貫徹中央經濟工作會議與全國金融工作會議精神，將防範風險放在更加重要位置，持續加強存量資產風險排查，不斷完善投資風險處置機制，按照「一企一策」制定應對措施，堅持「穿透管理」守住風險底線，防止系統性風險與重大風險



# Independent Actuaries Report on Review of Embedded Value information 關於內含價值信息的獨立精算師審閱報告



羅兵咸永道

## Independent Actuaries Report on Review of Embedded Value Information

關於內含價值信息的獨立精算師審閱報告

### To the Board of Directors of China Taiping Insurance Holdings Company Limited

致中國太平保險控股有限公司  
諸位董事

We have reviewed the Group Embedded Value of China Taiping Insurance Holdings Company Limited (“the Company” or “CTIH”) (“the Group EV”) and Embedded Value of Taiping Life Insurance Company Limited (“TPL”) (“the TPL EV”) set out on pages 58 to 67 of the Annual Report of the Company for the year ended 31 December 2017 (“the EV information”).

我們已經審閱了中國太平保險控股有限公司（下稱「貴公司」或「中國太平控股」）截至二零一七年十二月三十一日總內含價值（「總內含價值」）及太平人壽保險有限公司（下稱「太平人壽」）內含價值（「太平人壽內含價值」），該等信息在 貴公司二零一七年年報第58頁至第67頁予以披露（統稱“內含價值信息”）。

The directors of the Company are responsible for the preparation and presentation of the EV information in accordance with the “Actuarial practice standard: Assessment standard for embedded value of life insurance” published by the China Association of Actuaries (“the Assessment Standard”) and industry practice for publicly listed companies in Hong Kong. This responsibility includes designing, implementing and maintaining internal control relevant to the maintenance of underlying data and information on the in-force business and preparation of the EV information which is free from material misstatement, whether due to fraud or error; performing EV calculations; selecting and applying appropriate methodologies; and making assumptions that are consistent with market information and are reasonable in the circumstances.

貴公司的管理層有責任確保在準備和披露 貴公司內含價值信息時符合中國精算師協會頒佈的《精算實踐標準：人身保險內含價值評估標準》（下稱「評估標準」）的要求，並與香港上市公司的現行行業做法一致。這一責任不僅包括設計、實施並維護內部控制流程，確保有效業務的相關資料、信息，以及內含價值信息的準備工作不存在由於欺詐或錯誤而造成的重大錯報；還包括選擇並應用適當的方法，根據市場信息確定合理的假設，以及計算內含價值結果。

Our responsibility, as independent actuaries, is to perform certain review procedures set out in our letter of engagement and, based on these procedures, conclude whether the EV methodologies and assumptions are consistent with industry practice for publicly listed companies in Hong Kong, the Assessment Standard and available market information.

作為獨立的精算師，我們的責任是依據我們的業務約定書中確認的審閱流程進行審閱工作。根據我們的審閱工作，判斷內含價值的方法和假設是否與評估標準要求和市場信息一致，是否與香港上市公司的現行行業做法一致。

We have reviewed the methodology and assumptions used in preparing the EV information, including the following:

我們審閱了 貴公司準備內含價值信息時採用的方法和假設，包括：

- The Group EV as of 31 December 2017;
- Value of one-year new business of TPL issued during the year ended 31 December 2017; and

- 審閱截至二零一七年十二月三十一日的總內含價值；
- 審閱截至二零一七年十二月三十一日的太平人壽一年新業務價值；及

## Independent Actuaries Report on Review of Embedded Value information 關於內含價值信息的獨立精算師審閱報告

- Movement analysis of the TPL EV and sensitivity analysis of value in-force business and value of one-year new business of TPL.

Our review procedures included, but were not limited to, discussing with management of CTIH the methodology and assumptions, inspecting documentation relating thereto, and considering whether the methodologies are consistent with the Assessment Standard and industry practice for publicly listed companies in Hong Kong and whether the assumptions are consistent with available market information.

The preparation of EV information requires assumptions and projections to be made about future uncertain events, many of which are outside the control of CTIH. Therefore, actual experience may differ from these assumptions and projections, and this will affect the value of in-force business and the value of one-year new business.

In forming our conclusion, we have relied on the integrity, accuracy and completeness of audited and unaudited data and information provided by CTIH. Our work did not involve reperforming the EV calculations, nor verifying the data and information underlying the EV information.

Based on our review procedures, we have concluded that the methodologies and assumptions used in preparing the EV information are consistent with industry practice for publicly listed companies in Hong Kong, the Assessment Standard and with available market information.

This report has been prepared for and only for the Board of Directors of the Company in accordance with our letter of engagement and for no other purpose. We do not accept or assume responsibility for any other purpose or to any other person whom this report is shown or in whose hands it may come save where expressly agreed by our prior consent in writing.

**For and on behalf of PricewaterhouseCoopers Ltd.**

**Xiaobin Yuan, FSA**

Hong Kong, 23 March 2018

- 審閱太平人壽內含價值的變動分析以及有效業務價值和一年新業務價值的敏感性分析。

我們的審閱工作包括但不僅限於：與中國太平控股的管理層討論內含價值的評估方法與假設，檢查相關的文檔，以及評估內含價值計算方法與假設是否與評估標準要求一致、是否與可獲得的市場信息一致，以及是否與香港上市公司的現行行業做法一致。

準備內含價值信息時，需要預測很多中國太平控股無法控制的不確定事件，並就此作出假設。因此，中國太平控股實際經驗的結果很有可能跟預測的假設存在差異，而這種差異將對有效業務和一年新業務的價值的結果產生影響。

我們做出審閱意見時，我們依賴由中國太平控股提供的各種經審計和未經審計的數據和資料的真實性、準確性和完整性。我們的工作範圍並不包括重新計算內含價值，也沒有檢驗內含價值信息所用到的數據和相關信息。

根據我們的審閱工作，我們認為中國太平控股在準備內含價值信息時所用的方法和假設與評估標準要求一致、與可獲得的市場信息一致，並與香港上市公司的現行行業做法一致。

我們的審閱報告僅限於 貴公司董事會使用，使用目的僅限於業務約定書中的約定，不得用於其他目的。除經我們事先書面同意之外，對於業務約定書中約定以外的其他第三方使用本報告或作為其他目的使用本報告，我們將不承擔任何責任。

代表羅兵咸永道有限公司

袁曉斌 精算師

香港，二零一八年三月二十三日

# Embedded Value

## 內含價值

### 1. BACKGROUND

The Group consists of three major business segments: the life insurance business, property and casualty insurance business and reinsurance business. The Group also has other companies and operations in the areas of investment holding, asset management, pensions and other businesses. The life insurance segment operated by TPL, a 75.1%-owned subsidiary, is a significant part of the Group in terms of gross premiums written, total assets and profitability. In order to provide investors with additional information to evaluate the profitability and valuation of TPL, the Group discloses the Embedded Value and New Business Value of TPL in its Annual and Interim Results Announcements. The Embedded Value consists of the shareholders' adjusted net worth plus the present value of future expected cash flows to shareholders from the in-force business, less the costs of holding regulatory solvency capital to support the in-force business. The New Business Value represents an actuarially determined estimate of the economic value arising from the new life insurance business issued during the past one year.

The Group's other business segments (including property and casualty insurance, reinsurance and pension and group life insurance) (collectively, "Other Core Operations") continue to develop well. To provide investors with further information on these operations, the Group also discloses the Group Embedded Value. The Group Embedded Value is defined as the Adjusted Net Worth of the Other Core Operations plus the Embedded Value of TPL. The Adjusted Net Worth of the Other Core Operations is determined by Hong Kong Financial Reporting Standards, with marked-to-market and goodwill adjustments. Please note that the Group Embedded Value calculation does not include any valuation for future new business.

### 1. 背景

本集團由三項主要業務分部組成：人壽保險業務、財產保險業務及再保險業務。本集團亦有其他公司經營投資控股、資產管理、養老保險及其他業務。太平人壽（本公司持有75.1%股權之附屬公司）運作之人壽保險分部就其毛承保保費額、總資產及盈利能力而言是本集團重要之部份。為向投資者提供額外資料以評估太平人壽之盈利能力及估值，本集團於年度及中期業績公告內披露太平人壽之內含價值及新業務價值。內含價值包括經調整股東資產淨值及未來有效業務可為股東創造之預期現金流之現值，扣減為支持有效業務而按照監管要求持有償付資本之成本。新業務價值乃指以精算方法評估的在過去一年售出的人壽保險新業務所產生的經濟價值。

本集團其他業務分部（包括財產保險、再保險及養老及團體人壽保險）（統稱「其他核心業務」）繼續發展良好。為向投資者提供更多有關以上營運的資料，本集團披露集團的總內含價值。總內含價值乃定義為其他核心業務的經調整資產淨值，加上太平人壽的內含價值。其他核心業務的經調整資產淨值按香港財務報告準則釐定，並對市價及商譽作出調整。請注意總內含價值的計算並不包括日後任何新業務的估值。

# Embedded Value

## 內含價值

### 2. BASIS OF PREPARATION

The Group has appointed PricewaterhouseCoopers (“PwC”), an international firm of consulting actuaries, to examine whether the methodology and assumptions used by TPL in the preparation of the Embedded Value and the New Business Value as at 31 December 2017 are consistent with standards generally adopted by insurance companies in the PRC. PwC has also examined the methodologies used by the Group in preparing the Group Embedded Value.

### 3. CAUTIONARY STATEMENT

The calculations of Embedded Value and the New Business Value of TPL are based on certain assumptions with respect to future experience. Thus, the actual results could differ significantly from what is envisioned when these calculations were made. In addition, the Group Embedded Value is also based on certain assumptions, and should not be viewed as the only benchmark for evaluating and valuing the businesses and operations of the Group. From an investor’s perspective, the valuation of CTIH is measured by the stock market price of the Company’s shares on any particular day. In valuing CTIH’s shares, investors should take into account not only the Embedded Value and the New Business Value of TPL and the Group Embedded Value, but also various other considerations. In addition, TPL is 75.1%-owned by the Company. The Embedded Value and the New Business Value of TPL as at 31 December 2017 as disclosed below should therefore not be applied 100% in valuing CTIH. Investors are advised to pay particular attention to this factor, as well as the other assumptions underlying the calculations of the Embedded Value and New Business Value of TPL and the Group Embedded Value, if they believe such calculations are important and material to the valuation of the Company.

### 2. 編製基準

本集團已委聘國際諮詢精算師羅兵咸永道有限公司（「羅兵咸永道」），審查太平人壽編製於二零一七年十二月三十一日內含價值及新業務價值時所採用之方法及假設與中國的保險公司一般採納的準則是否一致。羅兵咸永道亦有審查本集團於編製總內含價值時採用的方法。

### 3. 提示聲明

計算太平人壽的內含價值及新業務價值乃基於有關未來經驗之若干假設。故此實際結果可能與作出該等計算時之預測有重大差異。此外，總內含價值亦基於若干假設，因此不應視之為評價及評估本集團業務營運的唯一基準。從投資者角度看，中國太平控股之估值乃按照本公司股份於某個別日子之股市價格計量。於評估中國太平控股股份時，投資者不僅要考慮及太平人壽的內含價值及新業務價值和總內含價值，而且亦應考慮到其他多項因素。此外，本公司擁有太平人壽之75.1%股權。因此，不應把下列所披露之於二零一七年十二月三十一日之太平人壽內含價值及新業務價值全數作為中國太平控股的估值。倘若彼等認為該等因素重要，及對本公司之估值關係重大，投資者務須特別留意該等因素，及其他支持計算太平人壽內含價值及新業務價值計算及總內含價值之因素。

# Embedded Value

## 內含價值

### GROUP EMBEDDED VALUE

At 31 December, HK\$ million

### 總內含價值

於十二月三十一日，百萬港元

		2017 二零一七年	2016 二零一六年 (Restated) <sup>1</sup> (重列) <sup>1</sup>
		C-ROSS <sup>2</sup> 償二代 <sup>2</sup>	C-ROSS 償二代
Adjusted Net Worth <sup>3</sup>	經調整資產淨值 <sup>3</sup>	90,642	84,174
Value of in-force business before cost of capital for TPL	太平人壽有效業務扣除資本 成本前之價值	71,817	49,116
Cost of capital for TPL	太平人壽資本成本	(2,206)	(1,197)
Group Embedded Value	總內含價值	160,253	132,093
Attributable to:	應佔：		
Owners of the Company	本公司股東權益	125,410	104,130
Non-controlling interests	非控股股東權益	34,843	27,963
Group Embedded Value	總內含價值	160,253	132,093

<sup>1</sup> During the Year, CTIH acquired Tellon under merger accounting. The adjusted net worth as at 2016 year-end was the result after restatement.

<sup>2</sup> Embedded value under C-ROSS is calculated in accordance with "Actuarial practice standard: Assessment standard for embedded value of life insurance" (《精算實踐標準：人身保險內含價值評估標準》) published by the China Association of Actuaries ("Assessment Standard"). Unless otherwise specified, the remaining results of this part were presented on the above basis

<sup>3</sup> The adjusted net worth is based on CTIH's audited net asset value, after making the following major adjustments:

- i TPL's net asset is calculated on the PRC GAAP basis and adjusted the reserve to the commensurate liability required by Assessment Standard. The accumulated surplus/loss from par business is also taken into account;
- ii Goodwill and intangible assets produced during consolidation have been deducted; and
- iii Fair value adjustments to held-to-maturity assets.

<sup>1</sup> 由於中國太平控股於本年度以合併會計收購澤鴻，二零一六年經調整資產淨值為重述後的結果。

<sup>2</sup> 償二代口徑下的內含價值是根據中國精算師協會發佈之《精算實踐標準：人身保險內含價值評估標準》（「評估標準」）計算。若無特別說明，本部分其餘之結果均照上述口徑列示。

<sup>3</sup> 經調整資產淨值是按中國太平控股經審計後資產淨值，及進行以下主要調整而計量：

- i 太平人壽資產淨值以中國會計準則淨資產為基礎計量，並調整準備金至評估標準所要求之相應負債，同時考慮分紅業務累計盈餘／虧損影響；
- ii 扣除合併賬產生的商譽及無形資產；及
- iii 持有至到期資產的公允價值調整。

## Embedded Value 內含價值

### EMBEDDED VALUE OF TPL

#### 1. EMBEDDED VALUE

At 31 December, HK\$ million

		2017 二零一七年	2016 二零一六年
		C-ROSS 償二代	C-ROSS 償二代
Adjusted Net Worth	經調整資產淨值	47,757	44,130
Value of in-force business before cost of capital	有效業務扣除資本 成本前之價值	71,817	49,116
Cost of capital	資本成本	(2,206)	(1,197)
Embedded Value	內含價值	117,368	92,049
Attributable to:	應佔：		
Owners of the Company	本公司股東權益	88,143	69,129
Non-controlling interests	非控股股東權益	29,225	22,920
Embedded Value	內含價值	117,368	92,049

### 太平人壽之內含價值

#### 1. 內含價值

於十二月三十一日，百萬港元

	2017 二零一七年	2016 二零一六年
	C-ROSS 償二代	C-ROSS 償二代
Adjusted Net Worth	47,757	44,130
Value of in-force business before cost of capital	71,817	49,116
Cost of capital	(2,206)	(1,197)
Embedded Value	117,368	92,049
Attributable to:		
Owners of the Company	88,143	69,129
Non-controlling interests	29,225	22,920
Embedded Value	117,368	92,049

## Embedded Value 內含價值

### EMBEDDED VALUE OF TPL (Continued)

#### 2. NEW BUSINESS VALUE

HK\$ million

		For the Past 12 Months as of 31 December 2017 於二零一七年 十二月三十一日 過去十二個月	For the Past 12 Months as of 31 December 2016 於二零一六年 十二月三十一日 過去十二個月
New Business Value before cost of capital	新業務扣除資本成本前之價值	17,955	12,032
Cost of capital	資本成本	(4,317)	(2,917)
New Business Value after cost of capital	新業務扣除資本成本後之價值	13,638	9,115

Under C-ROSS, new business margin of TPL for the year 2017 was 35.5% (2016: 33.5%), from which the new business margin for individual business was 44.3% (2016: 42.8%); new business margin for bancassurance regular business was 16.7% (2016: 25.6%).

### 太平人壽之內含價值(續)

#### 2. 新業務之價值

百萬港元

	For the Past 12 Months as of 31 December 2017 於二零一七年 十二月三十一日 過去十二個月	For the Past 12 Months as of 31 December 2016 於二零一六年 十二月三十一日 過去十二個月
	C-ROSS 償二代	C-ROSS 償二代
	17,955	12,032
	(4,317)	(2,917)
	13,638	9,115

償二代下，二零一七年太平人壽整體新業務價值率為35.5%（二零一六年：33.5%）；其中個險新業務價值率為44.3%（二零一六年：42.8%）；銀保期繳新業務價值率為16.7%（二零一六年：25.6%）。

## Embedded Value 內含價值

### EMBEDDED VALUE OF TPL (Continued)

#### 2. NEW BUSINESS VALUE (Continued)

New business value by line of business were as follows:

HK\$ million

		For the Past 12 Months as of 31 December 2017 於二零一七年 十二月三十一日 過去十二個月	For the Past 12 Months as of 31 December 2016 於二零一六年 十二月三十一日 過去十二個月
		C-ROSS 償二代	C-ROSS 償二代
Individual	個人代理	12,980	8,805
Bancassurance – Regular premium products	銀行保險 – 期繳保費產品	1,064	1,042
Others <sup>1</sup>	其他 <sup>1</sup>	(406)	(732)
		<b>13,638</b>	<b>9,115</b>

<sup>1</sup> Others mainly includes the single premium products under bancassurance, other channels (mainly consists of telemarketing) etc..

### 太平人壽之內含價值 (續)

#### 2. 新業務之價值 (續)

按業務劃分新業務之價值如下：

百萬港元

		For the Past 12 Months as of 31 December 2017 於二零一七年 十二月三十一日 過去十二個月	For the Past 12 Months as of 31 December 2016 於二零一六年 十二月三十一日 過去十二個月
		C-ROSS 償二代	C-ROSS 償二代
Individual	個人代理	12,980	8,805
Bancassurance – Regular premium products	銀行保險 – 期繳保費產品	1,064	1,042
Others <sup>1</sup>	其他 <sup>1</sup>	(406)	(732)
		<b>13,638</b>	<b>9,115</b>

<sup>1</sup> 其他主要包括銀行保險躉繳保費產品、多元銷售 (主要由電話營銷組成) 等。



## Embedded Value 內含價值

### EMBEDDED VALUE OF TPL (Continued)

### 太平人壽之內含價值(續)

#### 3. MOVEMENT ANALYSIS OF EMBEDDED VALUE

#### 3. 內含價值之動態分析

The following analysis shows the movement of the Embedded Value to 31 December 2017.

以下分析反映內含價值如何變化至二零一七年十二月三十一日。

		notes 註	HK\$ million 百萬港元
Embedded Value as at 31 December 2016	於二零一六年十二月三十一日之 內含價值		92,049
Expected return on Embedded Value	內含價值預期回報	a	7,980
New Business Value	新業務之價值	b	13,638
Minimum capital dispersion effect	最低資本分散效應	c	3,319
Assumption and model change	假設及模型變化	d	685
Other experience variance and exchange rate impact	其他經驗差異項及匯率影響	e	1,558
Capital injection or dividend to shareholders	資本注入或股東紅利	f	(1,861)
Embedded Value as at 31 December 2017	於二零一七年十二月三十一日之 內含價值		117,368

notes:

- (a) Return on value of in-force business plus expected interest on adjusted net assets.
- (b) New business contribution from sales of new business in the year of 2017.
- (c) Minimum capital dispersion effect refers to the difference caused by the different evaluation level of cost of capital under C-ROSS embedded value framework. Cost of capital of new business is evaluated on the policy level while cost of capital of in-force business is evaluated on the company level.
- (d) Assumption and model change.
- (e) Including differences between the actual experience and expected experience for investment return, dividend, mortality, morbidity, lapses, expenses and the effect from reinsurance contracts and assumption changes, as well as exchange rate impact arising from the exchange rate of the RMB.
- (f) Dividend to shareholders in 2017.

註:

- (a) 有效業務回報加調整後淨資產預期利益。
- (b) 二零一七年新業務銷售之貢獻。
- (c) 最低資本分散效應，主要為償二代內含價值框架下，新業務價值資本成本在保單層面核算而有效業務價值資本成本在整體層面核算造成的差異。
- (d) 假設及模型變化的影響。
- (e) 包括投資收益率、分紅、死亡率、發病率、退保、費用等實際經驗與預期經驗之間的差額所產生的影響，以及人民幣兌換所產生的匯率影響。
- (f) 二零一七年股東分紅。

# Embedded Value

## 內含價值

### EMBEDDED VALUE OF TPL (Continued)

#### 4. KEY ASSUMPTIONS

TPL has adopted the best estimate approach in setting the assumptions used in the calculation of its Embedded Value and New Business Value. The assumptions have been based on the actual experience of TPL and certain benchmarks set by referencing general PRC economic conditions and the experience of other life insurance companies.

##### 4.1 Risk discount rate

The risk discount rate represents the long-term, post-tax cost of capital of the investor for whom the valuation is made, together with an allowance for risk, taking into account factors such as the political and economic environment in the PRC.

As calculated, the discount rate is equal to the risk-free rate plus a risk premium. The risk free rate is based on the PRC ten-year government bond and the risk premium reflects the risk associated with future cash flows, including all of the risks which have not been considered in the valuation.

The risk discount rate currently applied by TPL is 11.0% (2016:11.0%) for all in force and new business.

##### 4.2 Investment return

The annual investment returns have been assumed to be 4.8% with an increase of 0.05% annually up to 5.0% and thereafter remain unchanged (2016: assumed to be 4.8% with an increase of 0.05% annually up to 5.0% and thereafter remain unchanged).

##### 4.3 Expenses

Expenses have been projected based on benchmark assumptions.

##### 4.4 Tax

The tax rate is assumed to be 25% according to the tax regulations of the PRC.

### 太平人壽之內含價值(續)

#### 4. 主要假設

太平人壽在設定計算內含價值及新業務價值之假設時乃採納最佳估計方法。有關假設乃基於太平人壽之實際經驗，及參照中國之整體經濟狀況及其他壽險公司之經驗而設定之若干基準。

##### 4.1 風險貼現率

風險貼現率乃指接受估值之投資者之稅後長期資本成本，同時慮及中國有關政治經濟環境等因素對風險作出調整。

計算時，貼現率乃按無風險利率加風險溢價計算。無風險利率乃基於中國十年政府債券，而風險溢價反映與未來現金流有關之風險，包括所有在估值時未有慮及之風險。

太平人壽現時就其所有有效業務及新業務所採納之風險貼現率均為11.0% (二零一六年：11.0%)。

##### 4.2 投資回報

假設未來年度每年投資回報率為自4.8%起，以後每年增加0.05%，至5.0%並保持不變(二零一六年：假設未來年度每年投資回報率為自4.8%起，以後每年增加0.05%，至5.0%並保持不變)。

##### 4.3 費用

費用乃根據基準假設而預計。

##### 4.4 稅項

根據中國稅法規定，稅率為25%。

# Embedded Value

## 內含價值

### EMBEDDED VALUE OF TPL (Continued)

#### 4. KEY ASSUMPTIONS (Continued)

##### 4.5 Mortality

The experience mortality rates have been based on 70% of the China Life Insurance Mortality Table (2000-2003) for non-annuitants. For annuity products, 70% of the China Life Insurance Mortality Table (2000-2003) for annuitants have been used.

##### 4.6 Morbidity

The experience morbidity rates have been based on 70% of the filing rates.

##### 4.7 Claim ratio

The experience morbidity assumptions have been based on the Group's own pricing tables. The loss ratios for short term accident and health insurance business have been assumed to be in the range of 36% to 62% (2016: 36% to 62%).

##### 4.8 Lapses

The lapse assumptions have been based on TPL's actuarial pricing assumptions and adjusted to reflect the results of its recent experience studies.

##### 4.9 Required capital

The required capital has been based on 100% of the minimum solvency margin (2016: 100%).

### 太平人壽之內含價值(續)

#### 4. 主要假設(續)

##### 4.5 死亡率

經驗死亡率乃按中國人壽保險業經驗生命表(2000-2003)非養老金業務表之70%比率為基準計算,就年金產品而言,按中國人壽保險業經驗生命表(2000-2003)養老金業務表之70%比率為基準計算。

##### 4.6 發病率

經驗發病率乃按報備發生率之70%比率為基準計算。

##### 4.7 賠付率

發病率根據本集團本身的定價表假設計算。短期意外及健康險業務的賠付率乃假設以36%到62%之間的比率計算(二零一六年:36%到62%)。

##### 4.8 退保

退保假設乃基於太平人壽之精算定價假設,並作出調整,以反映其最近之經驗考察結果。

##### 4.9 資本要求

資本要求是按最低償付能力的100%計算(二零一六年:100%)。

# Embedded Value

## 內含價值

### EMBEDDED VALUE OF TPL (Continued)

### 太平人壽之內含價值(續)

#### 5. SENSITIVITY TESTING

#### 5. 敏感性測試

Sensitivity testing in respect of the following key assumptions are summarised below:

有關主要假設之敏感性測試概述如下：

At 31 December 2017, HK\$ million

於二零一七年十二月三十一日，百萬港元

Assumptions 假設		Value of in-force business after cost of capital 有效業務價值 扣除資本成本後	New business value after cost of capital 新業務價值 扣除資本成本後
<b>Base scenario</b>	<b>基本情景</b>	<b>69,611</b>	<b>13,638</b>
Risk discount rate of 11.5%	風險貼現率為11.5%	67,314	12,894
Risk discount rate of 10.5%	風險貼現率為10.5%	72,087	14,442
Investment return increased by 50bp every year	投資回報每年提高50點子	77,543	15,717
Investment return decreased by 50bp every year	投資回報每年下跌50點子	61,645	11,551
10% increase in mortality rates	死亡率提高10%	69,194	13,544
10% decrease in mortality rates	死亡率下跌10%	70,031	13,733
10% increase in morbidity rates	發病率提高10%	68,310	13,234
10% increase in lapse rates	退保率提高10%	69,316	13,280
10% decrease in lapse rates	退保率下跌10%	69,887	13,996
10% increase in expense ratio assumption	費用率假設提高10%	68,986	13,467

# Biographical Details of Directors, Senior Management and Company Secretary

## 董事、高級管理層及公司秘書之履歷

### EXECUTIVE DIRECTORS

### 執行董事

#### Mr. WANG Bin

Chairman, Chairman of the Nomination Committee and the Corporate Governance Committee and Member of the Remuneration Committee

Aged 59

Joined the Board in 2012

#### 王濱先生

董事長兼提名委員會及企業管治委員會主席及薪酬委員會成員

59歲

於二零一二年加入董事會

Other Current Key Positions Held within the Group 於本集團所擔任的其他現任主要職務	<b>TPL</b> 太平人壽	Chairman, 2013-Present 董事長，二零一三年至今
Current Key Positions Held in TPG 於中國太平集團所擔任的現任主要職務	<b>TPG</b> 中國太平集團	Chairman, 2012-Present 董事長，二零一二年至今
	<b>TPG (HK)</b> 中國太平集團(香港)	Chairman, 2012-Present 董事長，二零一二年至今
Past Key Positions Held within the Group 曾於本集團擔任的主要職務	<b>TPI</b> 太平財險	Chairman 董事長
	<b>TPAM</b> 太平資產	Chairman 董事長
Past Offices 曾任職務	<b>Bank of Communications Co., Ltd.</b> 交通銀行股份有限公司	Executive Director 執行董事 Vice President 副行長
	<b>Agricultural Development Bank of China</b> 中國農業發展銀行	Served in several positions including Deputy General Manager of the Beijing Branch, General Manager of the Tianjin Branch, General Manager of the Beijing Branch, President of the Beijing Management Department of Head Office 歷任多項職務，包括北京分行副行長、天津分行行長、北京分行行長、總行北京管理部總裁
Education, Qualification & Experience 學歷、專業資格及經驗	<b>Nankai University, China</b> 中國南開大學	Doctor of Philosophy in Economics 經濟學博士學位
	<b>Southwestern University of Finance and Economics, China</b> 中國西南財經大學	Master Degree in Economics 經濟學碩士學位
	<b>Heilongjiang Institute of Commerce, China</b> 中國黑龍江商學院	Bachelor Degree in Economics 經濟學學士學位
		Researcher 研究員

# Biographical Details of Directors, Senior Management and Company Secretary

## 董事、高級管理層及公司秘書之履歷

### Mr. WANG Sidong

Vice Chairman, General Manager and Member of the Remuneration Committee, the Corporate Governance Committee and the Risk Management Committee

Aged 56

Joined the Board in January 2018

王思東先生

副董事長、總經理及薪酬委員會、  
企業管治委員會及  
風險管理委員會成員

56歲

於二零一八年一月加入董事會

Current Key Positions Held in TPG 於中國太平集團所擔任的 現任主要職務	<b>TPG</b> 中國太平集團	Vice Chairman* 副董事長* General Manager* 總經理*
	<b>TPG (HK)</b> 中國太平集團(香港)	Vice Chairman* 副董事長* General Manager* 總經理*
Past Offices 曾任職務	<b>China Life Insurance (Group) Company</b> 中國人壽保險(集團)公司	Vice President 副總裁  Served in several positions including Director of the General Office, Deputy Director of the Shares Reform Office and Deputy General Manager of Zhejiang Branch 歷任多項職務,包括辦公室主任、股改辦副主任、浙江省分公司副總經理
	<b>China Life Insurance Company Limited</b> 中國人壽保險股份有限公司	Non-executive Director 非執行董事
	<b>China Life Pension Company Limited</b> 中國人壽養老保險股份有限公司	Director 董事
	<b>China Life Ecommerce Company Limited</b> 中國人壽電子商務有限公司	Director 董事
	<b>China Life Investment Holding Company Limited</b> 國壽投資控股有限公司	Chairman 董事長
	<b>China World Trade Center Ltd.</b> 中國國際貿易中心有限公司	Director 董事
	<b>China World Trade Center Co., Ltd.</b> 中國國際貿易中心股份有限公司	Director 董事
	<b>China Huarong Asset Management Co., Ltd.</b> 中國華融資產管理股份有限公司	Non-executive Director 非執行董事
	<b>Zhong Bao Mansion Co. Ltd.</b> 中保大廈有限公司	Chairman 董事長
	worked for the <b>Ministry of Foreign Economic Relations and Trade of China</b> , the <b>Xinhua News Agency Hong Kong Branch</b> , and <b>The Hong Kong Chinese Enterprises Association</b> 先後在中國對外經濟貿易部、新華通訊社香港分社、香港中國企業協會工作	
Education, Qualification & Experience 學歷、專業資格及經驗	<b>Shandong University, China</b> 中國山東大學	Bachelor Degree in Arts 文學學士學位  Senior Economist 高級經濟師

\* subject to relevant regulatory approval.

\* 有待相關監管部門批准。

# Biographical Details of Directors, Senior Management and Company Secretary

## 董事、高級管理層及公司秘書之履歷

### Mr. WANG Tingke

Deputy General Manager and Member of  
the Corporate Governance Committee

Aged 53

Joined the Board in 2016

王廷科先生

副總經理及

企業管治委員會成員

53歲

於二零一六年加入董事會

Other Current Key Positions Held within the Group 於本集團所擔任的 其他現任主要職務	<b>TPL</b> 太平人壽	Director, 2015-Present 董事，二零一五年至今
	<b>TPI</b> 太平財險	Director, 2016-Present 董事，二零一六年至今
	<b>TPP</b> 太平養老	Chairman, 2015-Present 董事長，二零一五年至今
	<b>TPAM</b> 太平資產	Director, 2016-Present 董事，二零一六年至今
Current Key Positions Held in TPG 於中國太平集團所擔任的 現任主要職務	<b>TPG</b> 中國太平集團	Director, 2016-Present 董事，二零一六年至今 Deputy General Manager, 2015-Present 副總經理，二零一五年至今
	<b>TPG (HK)</b> 中國太平集團（香港）	Director, 2016-Present 董事，二零一六年至今 Deputy General Manager, 2015-Present 副總經理，二零一五年至今
Past Offices 曾任職務	<b>China Everbright Group Limited</b> 中國光大集團股份公司	General Manager of the Equity Management Department 股權管理部總經理
	<b>Everbright Financial Holding Asset Management Co., Ltd</b> 光大金控資產管理有限公司	Non-executive Director 非執行董事
	<b>China Everbright (Group) Corporation</b> 中國光大（集團）總公司	General Manager of the Equity Management Department 股權管理部總經理
	<b>Sun Life Everbright Life Insurance Co., Ltd.</b> 光大永明人壽保險有限公司	Non-executive Director 非執行董事
	<b>Everbright Trust Company*</b> 光大信託公司	Head of Preparatory Team 籌備組組長
	<b>China Everbright Bank</b> 中國光大銀行	General Manager of Taiyuan Branch, General Manager of R&D Department, Deputy General Manager of Retail Banking Department, Assistant General Manager of R&D Department 太原分行行長、發展研究部總經理、零售業務部副總 經理、發展研究部總經理助理
	<b>Harbin Finance College</b> 哈爾濱高等金融專科學校	Teacher 教師
Education, Qualification & Experience 學歷、專業資格及經驗	<b>School of Economics and Finance, Xi'an Jiaotong University, China (Former Shanxi Institute of Finance)</b> 中國西安交通大學經濟金融學院 (原陝西財經學院)	Doctorate Degree in Economics 經濟學博士學位 Master Degree in Economics 經濟學碩士學位 Bachelor Degree in Economics 經濟學學士學位

\* for identification purpose only

## Biographical Details of Directors, Senior Management and Company Secretary 董事、高級管理層及公司秘書之履歷

### Ms. YU Xiaoping

Member of the Corporate Governance Committee and  
the Risk Management Committee

Aged 54

Joined the Board in February 2017

于小萍女士

企業管治委員會及  
風險管理委員會成員

54歲

於二零一七年二月加入董事會

Other Current Key Positions Held within the Group 於本集團所擔任的其他現任主要職務	<p><b>TPL</b> 太平人壽</p> <p><b>TPI</b> 太平財險</p> <p><b>TPP</b> 太平養老</p> <p><b>TPAM</b> 太平資產</p>	<p>Director, August 2017-Present 董事，二零一七年八月至今</p> <p>Director, July 2017-Present 董事，二零一七年七月至今</p> <p>Director, August 2017-Present 董事，二零一七年八月至今</p> <p>Director, July 2017-Present 董事，二零一七年七月至今</p>
Current Key Positions Held in TPG 於中國太平集團所擔任的現任主要職務	<p><b>TPG</b> 中國太平集團</p> <p><b>TPG (HK)</b> 中國太平集團(香港)</p>	<p>Director, July 2017-Present 董事，二零一七年七月至今</p> <p>Compliance Officer, June 2017-Present 合規負責人，二零一七年六月至今</p> <p>Chief Risk Officer, June 2017-Present 首席風險官，二零一七年六月至今</p> <p>Director, July 2017-Present 董事，二零一七年七月至今</p> <p>Compliance Officer, June 2017-Present 合規負責人，二零一七年六月至今</p> <p>Chief Risk Officer, June 2017-Present 首席風險官，二零一七年六月至今</p>
Past Offices 曾任職務	<b>The Export-Import Bank of China</b> 中國進出口銀行	<p>Member of the Business Committee 行務委員</p> <p>General Manager of the Risk Management Department 風險管理部總經理</p> <p>Served in various positions including General Manager of the Accounting and Clearing Department, the General Manager of the Special Account Financing Department, the President of Guangdong Branch and the President of Tianjin Branch 歷任多項職務，包括會計清算部總經理、特別融資帳戶部總經理、廣東省分行行長及天津分行行長</p>
Education, Qualification & Experience 學歷、專業資格及經驗	<p><b>Tsinghua University, China</b> 中國清華大學</p> <p><b>Central Institute of Finance and Banking, China</b> 中國中央財政金融學院</p>	<p>Executive Master of Business Administration 高級管理人員工商管理碩士學位</p> <p>Bachelor Degree in Economics 經濟學學士學位</p>



## Biographical Details of Directors, Senior Management and Company Secretary 董事、高級管理層及公司秘書之履歷

### NON-EXECUTIVE DIRECTORS

### 非執行董事

#### Mr. HUANG Weijian

#### 黃維健先生

Aged 56

56歲

Joined the Board in 2013

於二零一三年加入董事會

#### Current Key Positions

#### TPG

Non-Executive Director, 2013-Present

Held in TPG

中國太平集團

非執行董事，二零一三年至今

於中國太平集團

所擔任的現任主要職務

#### TPG (HK)

Non-Executive Director, 2013-Present

中國太平集團（香港）

非執行董事，二零一三年至今

#### Past Offices

#### Ministry of Finance of China

Deputy Director of the Rural Integrated

曾任職務

中國財政部

Reform Working Group Office, the State Council of China

國務院農村綜合改革工作小組辦公室副主任

Served in several positions in the Ministry of Finance including Deputy Director of the General Affairs and Reform Department, Director of the General Affairs and Reform Department (General Affairs Department) Payment Management Division, the Income and Fund Policy Management Division, the Housing and Land Division

在財政部歷任多項職務，包括綜合與改革司副處長、綜合與改革司（綜合司）收費管理處、收入與基金政策管理處、住房土地處處長

#### Education, Qualification & Experience

#### University of Science and Technology of China

Doctor of Philosophy in Management Science and Engineering

學歷、專業資格及經驗

中國科學技術大學

管理科學與工程專業博士學位

## Biographical Details of Directors, Senior Management and Company Secretary 董事、高級管理層及公司秘書之履歷

### Mr. ZHU Xiangwen

Member of the Risk Management Committee

Aged 50

Joined the Board in 2013

祝向文先生

風險管理委員會成員

50歲

於二零一三年加入董事會

Current Key Positions Held in TPG 於中國太平集團所擔任的 現任主要職務	<b>TPG</b> 中國太平集團  <b>TPG (HK)</b> 中國太平集團 (香港)	Non-Executive Director, 2013-Present 非執行董事，二零一三年至今  Non-Executive Director, 2013-Present 非執行董事，二零一三年至今
Past Offices 曾任職務	<b>Ministry of Finance of China</b> 中國財政部	Served in several positions including Deputy Director of the Fifth Division of the Legal Affairs Department, Deputy Director of the Enterprise Financial Management Division of the Tibet Department of Finance (aid Tibet), Deputy Director, Researcher and Director of the Second Division of the Legal Affairs Department, Director of the Comprehensive Department, Deputy Director-General of the Legal Affairs Department 歷任多項職務，包括條法司五處副處長、西藏財政廳企業財務管理處副處長（援藏）、條法司二處副處長、調研員及處長、綜合處處長、條法司副司長
Education, Qualification & Experience 學歷、專業資格及經驗	<b>Renmin University of China</b> 中國人民大學	Economics Law, Law Department 法律系經濟法專業

## Biographical Details of Directors, Senior Management and Company Secretary 董事、高級管理層及公司秘書之履歷

### Mr. WU Changming

Aged 51

Joined the Board in 2013

武常命先生

51歲

於二零一三年加入董事會

Current Key Positions Held in TPG 於中國太平集團所擔任的 現任主要職務	<b>TPG</b> 中國太平集團  <b>TPG (HK)</b> 中國太平集團(香港)	Non-Executive Director, 2013-Present 非執行董事, 二零一三年至今  Non-Executive Director, 2013-Present 非執行董事, 二零一三年至今
Past Offices 曾任職務	<b>People's Bank of China</b> 中國人民銀行	Served in several positions including Assistant Researcher of the Business Management Supervision Division of the Internal Audit Department, Deputy Director and Director of the Financial Audit Division of the Internal Audit Department, Director of the Exit Audit Department, Deputy Director of the Graduate School, Director of the Second Division of the Disciplinary Committee and Supervisory Bureau 歷任多項職務, 包括內審司業務管理監督處助理調研員、內審司財務審計處副處長及處長、離任審計處處長、研究生部副主任、紀委及監察局紀檢監察二室主任
Education, Qualification & Experience 學歷、專業資格及經驗	<b>Hunan College of Finance and Economics, China</b> 中國湖南財經學院	Master of Finance, International Finance Department 國際金融系金融學專業碩士

## Biographical Details of Directors, Senior Management and Company Secretary 董事、高級管理層及公司秘書之履歷

### Mr. NI Rongming

Member of the Risk Management Committee

Aged 60

Joined the Board in 2013

倪榮鳴先生

風險管理委員會成員

60歲

於二零一三年加入董事會

Current Key Positions Held in TPG 於中國太平集團 所擔任的現任主要職務	<b>TPG</b> 中國太平集團	Non-Executive Director, 2013-Present 非執行董事，二零一三年至今
	<b>TPG (HK)</b> 中國太平集團（香港）	Non-Executive Director, 2013-Present 非執行董事，二零一三年至今
Past Offices 曾任職務	<b>People's Bank of China</b> 中國人民銀行	Served in several positions including Vice President and President of the Liupanshui Branch, President of the Guiyang Branch and Vice President of the Guiyang Central Sub-Branch 歷任多項職務，包括六盤水市分行副行長及行長、貴陽市分行行長、貴陽中心支行副行長
	<b>CIRC</b> 中國保監會	Served in several positions including Assistant Director of the Chengdu Office, Deputy Director and Director of the Sichuan Bureau 歷任多項職務，包括成都保監辦主任助理、四川保監局副局長及局長
Education, Qualification & Experience 學歷、專業資格及經驗	<b>Party School of Guizhou Province, China</b> 中國貴州省委黨校	Economics Management 經濟管理專業

# Biographical Details of Directors, Senior Management and Company Secretary

## 董事、高級管理層及公司秘書之履歷

### INDEPENDENT NON-EXECUTIVE DIRECTORS

### 獨立非執行董事

#### Dr. WU Jiesi

#### 武捷思博士

Chairman of the Audit Committee, Member of the Remuneration Committee and the Nomination Committee

審核委員會主席、薪酬委員會及提名委員會成員

Aged 66

66歲

Joined the Board in 2000

於二零零零年加入董事會

#### Other Current Offices 其他現任職務

**China Citic Bank International Limited**  
中信銀行(國際)有限公司

Independent Non-Executive Director ("INED")  
獨立非執行董事

**Industrial and Commercial Bank of China (Asia) Limited**  
中國工商銀行(亞洲)有限公司

INED  
獨立非執行董事

**Silver Base Group Holdings Limited**  
銀基集團控股有限公司

Non-Executive Director  
非執行董事

**Shenzhen Investment Limited**  
深圳控股有限公司

Non-Executive Director  
非執行董事

**Beijing Enterprises Holdings Limited**  
北京控股有限公司

INED  
獨立非執行董事

#### Past Offices 曾任職務

**China Life Franklin Asset Management Co., Limited**  
中國人壽富蘭克林資產管理有限公司

Independent Director  
獨立董事

**China Merchant Securities Co. Ltd.**  
招商證券股份有限公司

Independent Director  
獨立董事

**China Aoyuan Property Group Limited**  
中國奧園地產集團股份有限公司

Vice Chairman  
董事會副主席  
Non-Executive Director  
非執行董事

**China Water Affairs Group Limited**  
中國水務集團有限公司

Non-Executive Director  
非執行董事

**China Merchants Bank Co., Ltd**  
招商銀行股份有限公司

INED  
獨立非執行董事

**Zhonghui Mining Industry Africa Limited**  
中輝礦業非洲有限公司

Chairman  
董事長

**Yingli Green Energy Holding Company Limited**  
英利綠色能源有限公司

INED  
獨立非執行董事

**Hopson Development Holdings Limited**  
合生創展集團有限公司

Managing Director  
董事總經理  
Chief Executive Officer  
行政總裁

**Guangdong Tannery Limited**  
粵海制革有限公司

Honorary President  
名譽董事長

**Guangdong Investment Limited**  
粵海投資有限公司

Honorary President  
名譽董事長

**GDH Limited**  
廣東控股有限公司

Chairman  
董事長

**Guangdong Yue Gang Investment Holdings Company Limited**  
廣東省粵港投資控股有限公司

Chairman  
董事長

**Guangdong Province, China**  
中國廣東省

Assistant to the Governor  
省長助理

**Shenzhen Municipal Government, China**  
中國深圳市政府

Deputy Mayor  
副市長

**ICBC Shenzhen Branch**  
中國工商銀行深圳分行

President  
行長

#### Education, Qualification & Experience 學歷、專業資格及經驗

**Nankai University, China**  
中國南開大學

Professor of Theoretical Economics  
理論經濟學教授  
Doctorate Degree in Economics  
經濟學博士學位  
Extensive experience in finance and management  
擁有豐富的金融和管理經驗

## Biographical Details of Directors, Senior Management and Company Secretary 董事、高級管理層及公司秘書之履歷

### Mr. ZHU Dajian

Chairman of the Remuneration Committee,

Member of the Audit Committee and the Nomination Committee

Aged 64

Joined the Board in 2014

諸大建先生

薪酬委員會主席、

審核委員會及提名委員會成員

64歲

於二零一四年加入董事會

Other Current Offices  
其他現任職務

**Tongji University**  
同濟大學

Distinguished Professor  
特聘教授  
PhD instructor, School of Economics  
and Management  
經濟與管理學院博士生導師  
Director of Institute of Governance for  
Sustainable Development  
可持續發展與管理研究所所長

**The State Foundation  
for Social Sciences**  
國家哲學社會科學  
規劃管理學科組

Expert  
專家

**Social Science Commission,  
Ministry of Education of China**  
中國教育部社會科學委員會

Member  
管理學部委員

**Shanghai Municipal Government,  
China**  
中國上海市政府

Special Policy Advisor  
決策諮詢特聘專家

**Ellen MacArthur Foundation,  
United Kingdom;  
Enel Foundation, Italy;  
Firmenich, Switzerland**  
英國 Ellen MacArthur Foundation、  
意大利 Enel Foundation、  
瑞士 Firmenich 基金會及跨國公司

Member of International Expert Committee  
國際專家委員會成員

**Chiho-Tiande Group Limited**  
齊合天地集團有限公司

INED  
獨立非執行董事

Past Offices  
曾任職務

**Harvard University, United States**  
美國哈佛大學

Senior Research Scholar  
高級研究學者

**Melbourne University, Australia**  
澳洲墨爾本大學

Senior Visiting Scholar  
高級訪問學者

Education, Qualification &  
Experience  
學歷、專業資格及經驗

**Tongji University, China**  
中國同濟大學

Doctorate Degree in Management  
管理學博士學位

**Chinese Academy of Sciences**  
中國科學院

Master of Science Degree  
理學碩士學位

**Qinghai University, China**  
中國青海大學

Graduate  
畢業

# Biographical Details of Directors, Senior Management and Company Secretary

## 董事、高級管理層及公司秘書之履歷

### Mr. WU Ting Yuk Anthony

Member of the Remuneration Committee and  
the Nomination Committee

Aged 63

Joined the Board in 2013

胡定旭先生

薪酬委員會及

提名委員會成員

63歲

於二零一三年加入董事會

Other Current Offices 其他現任職務	<p><b>Chinese People's Political Consultative Conference National Committee</b> 中國人民政治協商會議全國委員會</p> <p><b>The China Oxford Scholarship Fund</b> 英國牛津大學中國獎學基金會</p> <p><b>The Chief Executive's Council of Advisers on Innovation and Strategic Development, HKSAR</b> 行政長官創新及策略發展顧問團</p> <p><b>Task Force on Land Supply, HKSAR</b> 香港特別行政區土地供應專責小組</p> <p><b>Power Assets Holdings Limited</b> 電能實業有限公司</p> <p><b>Guangdong Investment Limited</b> 粵海投資有限公司</p> <p><b>MUFG Bank</b> 三菱UFJ銀行</p> <p><b>State Council's Medical Reform Leadership Advisory Committee, PRC</b> 國務院深化醫改領導小組專家諮詢委員會</p> <p><b>Public Policy Advisory Committee of the National Health and Family Planning Commission of the PRC</b> 中國國家衛生和計劃生育委員會公共政策專家諮詢委員會</p> <p><b>State Administration of Traditional Chinese Medicine, PRC</b> 國家中醫藥管理局</p> <p><b>Chinese Medicine Reform and Development Advisory Committee, PRC</b> 中醫藥改革發展專家諮詢委員會</p> <p><b>Sincere Watch (Hong Kong) Limited</b></p> <p><b>Hong Kong General Chamber of Commerce</b> 香港總商會</p>	<p>Member of Standing Committee 常務委員</p> <p>Chairman 主席</p> <p>Member 成員</p> <p>Member 委員</p> <p>INED 獨立非執行董事</p> <p>INED 獨立非執行董事</p> <p>Chief Advisor 首席顧問</p> <p>Member 委員</p> <p>Advisor 顧問</p> <p>Principal Advisor 首席顧問</p> <p>Member 委員</p> <p>Deputy Chairman 副主席 Executive Director 執行董事</p> <p>Director 理事</p>
Past Offices 曾任職務	<p><b>Agricultural Bank of China Limited</b> 中國農業銀行股份有限公司</p> <p><b>Fidelity Funds</b> 富達基金</p> <p><b>Hong Kong Hospital Authority</b> 香港醫院管理局</p> <p><b>Hong Kong General Chamber of Commerce</b> 香港總商會</p> <p><b>Bauhinia Foundation Research Center</b> 智經研究中心</p> <p><b>Ernst &amp; Young PLLC</b> 安永會計師事務所</p>	<p>INED 獨立非執行董事</p> <p>INED 獨立非執行董事</p> <p>Chairman 主席</p> <p>Chairman 主席</p> <p>Chairman and Director 主席及理事</p> <p>Chairman of Far East and China 遠東及中國區主席</p>
Education, Qualification & Experience 學歷、專業資格及經驗	<p><b>Institute of Chartered Accountants in England and Wales</b> 英格蘭及威爾斯特許會計師公會</p> <p><b>Hong Kong Institute of Certified Public Accountant</b> 香港會計師公會</p> <p><b>Faculty of Medicine of the Chinese University of Hong Kong</b> 香港中文大學醫學院</p> <p><b>Hong Kong College of Community Medicine</b> 香港社會醫學院</p> <p><b>Peking Union Medical College Hospital</b> 北京協和醫院</p> <p><b>Institute of Certified Management Accountants, Australia, Hong Kong Branch</b> 澳洲管理會計師公會香港區</p> <p><b>Government of HKSAR</b> 香港特別行政區政府</p>	<p>Fellow 資深會員</p> <p>Fellow 資深會員</p> <p>Honorary Professor 榮譽教授</p> <p>Honorary Fellow 榮譽院士</p> <p>Honorary Professor 榮譽教授</p> <p>Honary Chairman 榮譽主席</p> <p>Justice of the Peace 太平紳士 Awarded Gold Bauhinia Star 頒授金紫荊星章</p>

# Biographical Details of Directors, Senior Management and Company Secretary

## 董事、高級管理層及公司秘書之履歷

### Mr. XIE Zhichun

Chairman of the Risk Management Committee,  
Member of the Audit Committee,  
the Remuneration Committee and the Nomination Committee  
Aged 60  
Joined the Board in 2015

### 解植春先生

風險管理委員會主席及審核委員會、  
薪酬委員會及提名委員會成員  
60歲  
於二零一五年加入董事會

Other Current Offices 其他現任職務	<p><b>China Fortune Financial Group Limited</b> 中國富強金融集團有限公司</p> <p><b>China Minsheng Banking Corp., Ltd.</b> 中國民生銀行股份有限公司</p> <p><b>China Smartpay Group Holdings Limited</b> 中國支付通集團控股有限公司</p> <p><b>Consultation Committee of Shenzhen Qianhai Shekou Free Trade Zone and Qianhai Shenzhen Hong Kong Cooperation Zone</b> 深圳前海蛇口自貿片區及前海深港合作區諮詢委員會</p> <p><b>PBC School of Finance, Tsinghua University, China</b> 中國清華大學·五道口金融學院</p> <p><b>China Center for Special Economic Zone Research, Shenzhen University, China</b> 中國深圳大學·中國經濟特區研究中心</p>	<p>Chairman, Executive Director 執行董事及主席</p> <p>INED 獨立非執行董事</p> <p>Non-Executive Director 非執行董事</p> <p>Vice Chairman 副主任委員</p> <p>Graduate Supervisor 碩士研究生導師</p> <p>Distinguished Professor 特聘教授</p>
Past Offices 曾任職務	<p><b>Elife Holdings Limited</b> 易生活控股有限公司</p> <p><b>China Investment Corporation</b> 中國投資有限責任公司</p> <p><b>Central Huijin Investment Ltd.</b> 中央匯金投資有限責任公司</p> <p><b>China Everbright Group Limited</b> 中國光大集團股份公司</p> <p><b>Sun Life Everbright Life Insurance Co., Ltd.</b> 光大永明人壽保險有限公司</p> <p><b>China Everbright Bank Company Limited</b> 中國光大銀行</p> <p><b>Everbright Securities Company Limited</b> 光大證券有限責任公司</p> <p><b>Securities Association of China</b> 中國證券業協會</p> <p><b>China Everbright Asia-Pacific Company Limited</b> 中國光大亞太有限公司</p> <p><b>China Enterprises Association (Singapore)</b> 新加坡中資企業協會</p> <p><b>China Everbright Ltd.</b> 中國光大控股有限公司</p> <p><b>China Everbright Bank, Dalian Branch</b> 中國光大銀行大連分行</p> <p><b>China Everbright Bank, Heilongjiang Branch</b> 中國光大銀行黑龍江分行</p>	<p>Non-Executive Director 非執行董事</p> <p>Executive Vice President 副總經理</p> <p>Executive Director 執行董事 President 總經理</p> <p>Executive Director 執行董事 Vice-President 副總經理</p> <p>Chairman 董事長</p> <p>Vice President 副行長</p> <p>Director 董事 Chief Executive Officer 總裁 Vice President 副總裁</p> <p>Vice Chairman (unattending) 副會長(非駐會)</p> <p>Executive Director 執行董事 President 總裁</p> <p>Vice Chairman 副會長</p> <p>Director 董事</p> <p>Deputy President 副行長</p> <p>General Manager of International Department 國際業務部總經理</p>
Education, Qualification & Experience 學歷、專業資格及經驗	<p><b>Institute of Economic Research of Nankai University, China</b> 中國南開大學經濟研究所</p> <p><b>Harbin Institute of Technology, China</b> 中國哈爾濱工業大學</p> <p><b>Heilongjiang University, China</b> 中國黑龍江大學</p>	<p>Doctor of Philosophy in Economics 經濟學博士學位</p> <p>Master Degree in Economics 經濟學碩士學位</p> <p>Bachelor Degree in Philosophy 哲學學士學位</p> <p>Senior Economist 高級經濟師</p>



# Biographical Details of Directors, Senior Management and Company Secretary

## 董事、高級管理層及公司秘書之履歷

### SENIOR MANAGEMENT AND COMPANY SECRETARY

### 高級管理層及公司秘書

#### Mr. REN Shengjun

*Deputy General Manager*

*Aged 54*

*Became Senior Management in 2015*

任生俊先生

副總經理

54歲

於二零一五年成為高級管理層

Other Current Key Positions Held within the Group 於本集團所擔任的 其他現任主要職務	<p><b>TPL</b> 太平人壽</p> <p><b>TPI</b> 太平財險</p> <p><b>TPP</b> 太平養老</p> <p><b>TPAM</b> 太平資產</p>	<p>Director 董事</p> <p>Director 董事</p> <p>Director 董事</p> <p>Chairman 董事長</p>
Current Key Positions Held in TPG 於中國太平集團所擔任的 現任主要職務	<p><b>TPG</b> 中國太平集團</p> <p><b>TPG (HK)</b> 中國太平集團(香港)</p>	<p>Deputy General Manager 副總經理</p> <p>Deputy General Manager 副總經理</p>
Education, Qualification & Experience 學歷、專業資格及經驗	<p><b>Central University of Finance and Economics, China (Former Central Institute of Finance and Banking)</b> 中國中央財經大學 (原中央財政金融學院)</p> <p><b>Central Institute of Finance and Banking, China</b> 中國中央財政金融學院</p>	<p>Master Degree in Economics 經濟學碩士學位</p> <p>Accountancy 會計專業</p>

## Biographical Details of Directors, Senior Management and Company Secretary 董事、高級管理層及公司秘書之履歷

**Mr. HONG Bo**  
Deputy General Manager  
Aged 47  
Became Senior Management in 2016

洪波先生  
副總經理  
47歲  
於二零一六年成為高級管理層

Other Current Key Positions Held within the Group 於本集團所擔任的其他 現任主要職務	<b>TPL</b> 太平人壽	Director 董事
	<b>TPI</b> 太平財險	Director 董事
	<b>TPP</b> 太平養老	Director 董事
	<b>TPAM</b> 太平資產	Director 董事
	<b>CTPI (HK)</b> 太平香港	Chairman 董事長
	<b>TPRe</b> 太平再保險	Chairman 董事長
	<b>TPFH</b> 太平金控	Chairman 董事長
	<b>TPL (HK)</b> 太平人壽香港	Chairman 董事長
	<b>TP Macau</b> 太平澳門	Chairman 董事長
	<b>TP UK</b> 太平英國	Chairman 董事長
<b>TP Singapore</b> 太平新加坡	Chairman 董事長	
<b>TP Japan</b> 太平日本	Chairman 董事長	
<b>TP Starr</b> 太平史帶	Chairman 董事長	
Current Key Positions Held in TPG 於中國太平集團所擔任的 現任主要職務	<b>TPG</b> 中國太平集團	Deputy General Manager 副總經理
	<b>TPG (HK)</b> 中國太平集團(香港)	Deputy General Manager 副總經理
Education, Qualification & Experience 學歷、專業資格及經驗	<b>School of Power and Energy Engineering, Shanghai Jiaotong University, China</b> 中國上海交通大學動力與 能源工程學院	Doctorate Degree in Thermal Turbomachinery Engineering 熱力葉輪機械專業博士學位
	<b>Shanghai Jiaotong University, China</b> 中國上海交通大學	Master Degree in Power Engineering 電廠熱能動力工程專業碩士學位
	<b>Shanghai Jiaotong University, China</b> 中國上海交通大學	Bachelor Degree in Thermal Energy Engineering 熱能工程專業學士學位

## Biographical Details of Directors, Senior Management and Company Secretary 董事、高級管理層及公司秘書之履歷

### Mr. XIAO Xing

Deputy General Manager

Aged 46

Became Senior Management in June 2017

肖星先生

副總經理

46歲

於二零一七年六月成為高級管理層

Other Current Key Positions Held within the Group 於本集團所擔任的其他現任主要職務	<b>TPFS</b> 太平金服	Chairman 董事長
Current Key Positions Held in TPG 於中國太平集團所擔任的現任主要職務	<b>TPG</b> 中國太平集團	Deputy General Manager 副總經理
	<b>TPG (HK)</b> 中國太平集團(香港)	Deputy General Manager 副總經理
Education, Qualification & Experience 學歷、專業資格及經驗	<b>Shanghai University, China</b> 中國上海大學	Doctorate Degree in Sociology 社會學專業博士學位
	<b>Shanghai University, China</b> 中國上海大學	Master Degree in Sociology 社會學專業碩士學位
	<b>Shanghai University, China</b> 中國上海大學	Bachelor Degree in Automation 自動控制專業學士學位

## Biographical Details of Directors, Senior Management and Company Secretary 董事、高級管理層及公司秘書之履歷

### Mr. JIAO Yanjun

Assistant to General Manager

Aged 45

Became Senior Management in 2013

焦艷軍先生

總經理助理

45歲

於二零一三年成為高級管理層

Other Current Key Positions Held within the Group 於本集團所擔任的其他現任主要職務	<p><b>TPI</b> 太平財險</p> <p><b>TPP</b> 太平養老</p> <p><b>TPAM</b> 太平資產</p> <p><b>TPIH</b> 太平投資控股</p> <p><b>TPSM</b> 太平養管</p>	<p>Director 董事</p> <p>Director 董事</p> <p>Director 董事</p> <p>Chairman 董事長</p> <p>Executive Director 執行董事</p>
Current Key Positions Held in TPG 於中國太平集團所擔任的現任主要職務	<p><b>TPG</b> 中國太平集團</p> <p><b>TPG (HK)</b> 中國太平集團(香港)</p>	<p>Assistant to General Manager 總經理助理</p> <p>Assistant to General Manager 總經理助理</p>
Education, Qualification & Experience 學歷、專業資格及經驗	<p><b>Tsinghua University School of Economics and Management, China</b> 中國清華大學經濟管理學院</p> <p><b>Beijing Agricultural Engineering University, China</b> 中國北京農業工程大學</p>	<p>Executive Master of Business Administration 高級管理人員工商管理碩士學位</p> <p>Bachelor Degree in Engineering 工學學士學位</p>

## Biographical Details of Directors, Senior Management and Company Secretary 董事、高級管理層及公司秘書之履歷

### Mr. CHEN Mo

Chief Internal Auditor

Aged 58

Became Senior Management in 2013

陳默先生

稽核總監

58歲

於二零一三年成為高級管理層

Other Current Key Positions Held within the Group 於本集團所擔任的其他現任主要職務	<p><b>TPFAS</b> 太平金融稽核服務</p> <p><b>TPL</b> 太平人壽</p> <p><b>TPI</b> 太平財險</p> <p><b>TPP</b> 太平養老</p> <p><b>TPFH</b> 太平金控</p> <p><b>TP Macau</b> 太平澳門</p> <p><b>TP Japan</b> 太平日本</p>	<p>Executive Director 執行董事</p> <p>Chairman of the Board of Supervisors 監事長</p> <p>Director 董事</p> <p>Director 董事</p> <p>Director 董事</p> <p>Chairman of the Board of Supervisors 監事長</p> <p>Board of Supervisors 監事</p>
Current Key Positions Held in TPG 於中國太平集團所擔任的現任主要職務	<p><b>TPG</b> 中國太平集團</p> <p><b>TPG (HK)</b> 中國太平集團(香港)</p>	<p>Person-in-charge of Auditing 審計責任人 Chief Internal Auditor 稽核總監</p> <p>Person-in-charge of Auditing 審計責任人 Chief Internal Auditor 稽核總監</p>
Education, Qualification & Experience 學歷、專業資格及經驗	<p><b>University of South Australia</b> 澳大利亞南澳大學</p> <p><b>Sichuan School of Finance and Economics, China</b> 中國四川財經學院</p>	<p>Master of Business Administration 工商管理碩士學位</p> <p>Bachelor Degree in Economics 經濟學學士學位</p>

## Biographical Details of Directors, Senior Management and Company Secretary 董事、高級管理層及公司秘書之履歷

### Mr. ZHANG Ruohan

Chief Financial Officer and Company Secretary

Aged 42

Became Senior Management in 2013

張若晗先生

財務總監及公司秘書

42歲

於二零一三年成為高級管理層

Other Current Key Positions Held within the Group 於本集團所擔任的其他現任主要職務	<b>TPL</b> 太平人壽	Director 董事
	<b>TPI</b> 太平財險	Director 董事
	<b>TPP</b> 太平養老	Director 董事
	<b>TPAM</b> 太平資產	Director 董事
	<b>TPL (HK)</b> 太平人壽香港	Director 董事
	<b>TPIH</b> 太平投資控股	Director 董事
Current Key Positions Held in TPG 於中國太平集團所擔任的現任主要職務	<b>TPG</b> 中國太平集團	Chief Financial Officer 財務總監 Secretary of the Board of Directors 董事會秘書
	<b>TPG (HK)</b> 中國太平集團(香港)	Chief Financial Officer 財務總監 Company Secretary 公司秘書
Education, Qualification & Experience 學歷、專業資格及經驗	<b>University of Giordano Dell' Amore Foundation, Italy</b>	Master Degree in Finance 金融學碩士學位
	<b>Central University of Finance and Economics, China</b> 中國中央財經大學	Bachelor Degree in Finance 經濟學學士學位

# Report of the Directors

## 董事會報告書

The directors respectfully submit their annual report together with the audited financial statements for the year ended 31 December 2017.

### PRINCIPAL ACTIVITIES

The principal activity of the Company is investment holding. The principal activities of the Company's subsidiaries are the underwriting of direct life insurance business in the PRC and Hong Kong, direct property and casualty insurance business in the PRC, Hong Kong and overseas, pension and group life business, and all classes of global reinsurance business. The Company's subsidiaries also carry on operations in asset management, insurance intermediary, E-commerce for insurance, financial leasing, property investment, senior living investment, securities dealing and broking business. The principal activities and other particulars of the subsidiaries are set out in Note 17 of the consolidated financial statements.

The analyses of the principal activities of the operations of the Company and its subsidiaries during the financial year are set out in Note 3 of the consolidated financial statements.

The directors believe that an analysis of the profit contributions from each geographical area is not required for a proper appraisal of its businesses.

### BUSINESS REVIEW

The business review of the Group for the year ended 31 December 2017 are set out in the sections headed "Chairman Statement" and "Management Review and Analysis" of this annual report, respectively. This discussion forms part of this Directors' Report.

董事會全人謹將截至二零一七年十二月三十一日止年度的年報及經審核財務報表呈覽。

### 主要業務

本公司的主要業務是投資控股。本公司之附屬公司主要從事中國內地及香港的直接人壽保險業務、中國內地、香港及海外的直接財產保險業務、養老及團體人壽保險，以及各類全球再保險業務。此外，本公司之附屬公司亦從事資產管理、保險中介、保險有關的電子商務、金融租賃、物業投資、養老產業投資、證券交易及經紀業務。附屬公司的主要業務及其他資料載於綜合財務報表附註17。

本公司及其附屬公司於本財務年度的主要業務分析載於綜合財務報表附註3。

董事相信毋須分析各地區之溢利貢獻亦可對其業務作合理評估。

### 業務回顧

本集團截至二零一七年十二月三十一日止年度的業務回顧分別載於本年報之「董事長致辭」及「管理層回顧和分析」一節。有關討論屬本董事會報告的一部分。

# Report of the Directors

## 董事會報告書

### BUSINESS REVIEW (Continued)

#### Risk Factors

In 2017, the Company carried out risk identification and evaluation by combining qualitative and quantitative, and top-down and bottom-up modes: firstly, monitoring and evaluating risks according to the risk appetite determined by the board of directors and the associated risk factors; secondly, carrying out risk screening according to regulators on identifying, evaluating and resolving risks.

The major risks of the Company in 2017 are as follows:

#### (I) Insurance Risk, Market Risk, Credit Risk and Liquidity Risk

The details of the insurance risk, market risk, credit risk and liquidity risk faced by the Company and their mitigation measures are elaborated in Note 2 “Insurance, financial and capital risk management” to the consolidated financial statements.

#### (II) Strategic Risks

With the transformation of high-speed growth of the PRC’s economy to high-quality development, the insurance industry also enters into the new phase of transformation and upgrading. During the process, the tightened supervision leads to new changes in the insurance business model. Under such circumstances, during 2017, the Company kept enhancing the transformation and upgrading, expedited the layout of financial technology, healthcare and medical treatment, elderly care and health preservation areas, optimised the business structure, accelerated innovations, promoted deep integration of technology and finance, expedited the pace of technological innovation, to create “technology Taiping”. The new business areas as well as innovatives also posed potentials to uncertainties, increasing the difficulty of risk management.

### 業務回顧 (續)

#### 風險因素

二零一七年，公司採用定性與定量相結合、自上而下與自下而上相結合的方式對風險進行識別和評估：一是根據董事會確定的風險偏好，通過風險偏好指標體系的執行情況對風險進行監控及評估；二是通過貫徹落實監管相關要求開展風險排查等專項工作對風險進行辨識、評估及應對。

二零一七年公司面臨的主要風險如下：

#### (一) 保險風險、市場風險、信用風險及流動性風險

有關本公司面臨的保險風險、市場風險、信用風險及流動性風險的描述及減低風險的措施詳情載於綜合財務報表附註2「保險、財務及資本風險管理」一節。

#### (二) 戰略風險

隨著中國經濟由高速增長階段轉向高品質發展階段，保險業也處於轉型升級新階段，在轉型升級的過程中，監管趨嚴趨緊，導致保險商業模式也出現新變化，在該大環境下，二零一七年公司持續推進轉型升級，加快佈局金融科技、健康醫療、養老養生產業，優化產業佈局，加快創新發展，推進科技與金融深度融合，加快科技創新步伐，全力打造「科技太平」，新業務及創新的發展也同時給公司帶來不確定性因素，風險管理難度增加。



# Report of the Directors

## 董事會報告書

### BUSINESS REVIEW (Continued)

#### Risk Factors (Continued)

#### (II) Strategic Risks (Continued)

In 2017, the Group continued to implement innovation risk management while promoting innovations, implemented the risk management and control mechanism of “synchronised planning, synchronised construction and synchronised operation” of risk management and innovation development, continuously enhanced the establishment of risk prevention and control system matching new fields, new business and new technique under the new environment and situation, prevented possible risks associated with innovation, and effectively prevented major risks.

#### (III) Operational Risks

In 2017, in strict accordance with regulatory requirement, the Group carried out in-depth risk screening, implemented solutions for key risk areas to effectively prevent outstanding problems, firmly contained potential risks, and kept the risk bottom line: on one hand, the roles and responsibilities were specified in nine key risk areas, 39 risk prevention and control measures were detailed, and risk screening was enhanced to promptly solve hidden risk hazards and improve the risk prevention and control mechanism; on the other hand, all subsidiaries implemented relevant regulatory requirements, and hence improved the risk prevention and control capacity of each subsidiary.

#### Compliance with Laws and Regulations

The Group consistently complies with the relevant laws and regulations and regulatory requirements, operates each task combing the features of the Group. To the best of our knowledge, in 2017, the Group complied with the Hong Kong Companies Ordinance, the Listing Rules, and the SFO, while complying with the requirements of PRC regulatory authorities including CIRC to ensure that the Group will not occur systematic and regional risk.

### 業務回顧 (續)

#### 風險因素 (續)

#### (二) 戰略風險 (續)

二零一七年本集團在推進創新發展的同時加大對創新領域的風險防範工作，實施風險管理與創新發展「同步規劃、同步建設、同步運作」的風險管控機制，持續加強新環境、新形勢下與新領域、新業務以及新技術相匹配的風險防控體系建設，對創新過程中可能出現的風險提前做好防範工作，有效防範了重大風險事件的發生。

#### (三) 操作風險

二零一七年，本集團嚴格落實監管相關要求，深入開展風險排查，對問題較為突出的重點項目專門制定風險化解方案，堅決遏制風險苗頭，守住了風險底線：一方面明確九個重點風險領域責任分工，細化三十九條風險防控措施，推進開展各項風險排查，及時化解個別風險隱患，完善風險防控機制；另一方面動態跟蹤、督導、推進各子公司貫徹落實監管相關要求，切實提升各機構風險防控能力。

#### 遵守法律及法規

本集團一貫遵循外部相關法律法規及監管規定要求，並結合本集團特點開展各項工作。盡我們所知，二零一七年本集團遵照香港《公司條例》、《上市規則》、《證券及期貨條例》等法規及監管要求，同時遵守中國保監會等境內監管機構規定，確保集團嚴守不發生系統性、區域性風險的底線。

# Report of the Directors

## 董事會報告書

### BUSINESS REVIEW (Continued)

#### Environmental policy and performance

The Group has devoted itself to promote the development of the environmental, social and corporate governance and endeavoured to be “a responsible corporate citizen and contribute to the sustainable development of the market, working environment, society and environment” (「有責任的企業公民，銳意為市場、工作環境、社區及環境的可持續發展貢獻力量」)。

In respect of environmental management, China Taiping directed active publicity campaigns of environmental protection to its staff and have staff jointly involved in putting into practice the environmental protection through conveying green environmental protection notion. The Group advocated that staff should commute by subway, by bus and other environmentally friendly means, and organised afforestation, water conservation and other environmental protection activities. Subsidiaries of the Group including TPL and TPI organised “Taiping Loves Forest” (「太平愛心林」) tree planting activities for organisations in more than 20 provinces, including Jiangxi, Heilongjiang, Shanxi, and Beijing, etc..

For the management of office of the major headquarters and other offices workplace, we have adopted measures including strengthening the environmental protection target responsibility, promoting the usage of new techniques for energy conservation and environmental protection, eliminating the lighting products with low efficiency, strictly controlling the air-conditioners and heaters, improving the cleansing and discharging of sewage, further categorising the waste treatment, and promoting paperless office, which built an energy conservation and environmental protection management measure.

Details of the Group’s Corporate Social Responsibility (“CSR”) performance in 2017 will be disclosed in the 2017 CSR Report.

### 業務回顧 (續)

#### 環境政策及表現

本集團一直以來致力於環境、社會與企業管治的發展，努力做「有責任的企業公民，銳意為市場、工作環境、社區及環境的可持續發展貢獻力量」。

在環境治理方面，中國太平積極開展面向員工的環保宣傳活動，通過傳遞綠色環保理念，帶動員工共同踐行環境保護。集團宣導員工採用地鐵、公車等綠色出行方式上下班，組織參加植樹造林、水資源保護等環保活動。集團旗下太平人壽、太平財險等在江西、黑龍江、山西、北京等二十多個省區市機構廣泛開展「太平愛心林」植樹活動。

對於主要機關辦公大樓、辦公職場的管理，採取了強化節能環保目標責任、推廣使用節能環保新技術、淘汰低效照明產品、嚴格空調和供熱流量控制、做好污水淨化排放、細化垃圾分檢處理、推廣無紙化辦公等措施，構建了節能環保的管理模式。

有關本集團在二零一七年企業社會責任表現的詳情將載於《二零一七年社會責任報告》。

# Report of the Directors

## 董事會報告書

### BUSINESS REVIEW *(Continued)*

#### Relationships with key stakeholders

The Group's success also depends on the support from key stakeholders which comprise shareholders, employees, customers, individual agents and bancassurance staff and shareholders.

#### Shareholders

One of the corporate goals of the Group is to enhance corporate value to shareholders. The Group is promoting business developments for achieving the sustainability of earnings growth.

#### Clients

The Group proactively takes care of the needs of clients at all time. The subordinate TPL established the Excellent Customer Experience platform, kept developing the service culture consistent with customer demands, carried out opinion collection activities with "three close services", distributed service demand questionnaires to internal and field staff to comprehensively understand business demands and master customer service difficulties, focused on key problems, feasibly formulated improvement proposals, and enhanced the service awareness with actual actions; organised the first "Taiping Family" Oral Expression Ability Competition of Primary and Secondary School Students, in order to carry forward the excellent traditional Chinese culture; cooperated with the Transportation Bureau of the Ministry of Public Security and China Children's Press & Publication Group to establish the "Taiping Hand-in-hand Public Welfare" traffic safety experience course, publicising the traffic safety knowledge and civilised traffic regulations.

### 業務回顧 (續)

#### 與主要持份者的關係

本集團的成功亦主要有賴於主要持份者，包括股東、客戶、僱員、個險代理人及銀保業務人員的支持。

#### 股東

本集團其中一個企業目標是為股東提升企業價值。本集團旨在促進業務發展以實現可持續盈利增長。

#### 客戶

本集團始終積極關注客戶需求，旗下太平人壽打造「卓越客戶體驗」平台，持續建設與客戶需求相適應的「服務文化」，開展「服務三貼近」意見徵集活動，向系統內外勤員工發放服務需求調研問卷，全面瞭解業務需求，掌握客戶服務痛點和難點，聚焦關鍵性問題，切實制定改進方案，以實際行動促進服務意識提升；組織全國首屆「太平家文化」中小學生口語表達能力展演大賽，弘揚了中華優秀傳統文化；攜手公安部交通管理局、中國少年兒童新聞出版總社，打造「太平手把手公益」交通安全體驗課項目，宣導了交通安全知識和文明交規。

# Report of the Directors

## 董事會報告書

### BUSINESS REVIEW (Continued)

#### Relationships with key stakeholders (Continued)

##### Clients (Continued)

TPI strengthened the protection of customers' rights and interests. It strengthened the insurance credit system building, focused on product development, insurance sales integrity, insurance service and funds application integrity building, and intensified the implementation of liabilities for breach of contract; added clauses related to the protection of legitimate rights and interests of insurance consumers in the revision of the Articles of Association in 2017; carefully provided service for customers, improved the service appraisal mechanism, strengthened the application of supervision service appraisal indexes and detailed complaint management, established the registration and feedback mechanism of abnormal cases, set up the internet service platform based on the self-help claim settlement, and continuously enhanced the experience of online claim users; formulated the working proposals for the enhancement of customer service quality, strengthened the customer service system building from three aspects, namely, service innovation, operation efficiency and complaint management, and enhanced the customer service quality.

TPP guided its staff to convey their insurance care and reflect the insurance value with sincere, civilised, professional, refined, high-quality and efficient insurance service. It made continuous innovations in the product and operation models, and realised rapid development in individual pension protection by such innovative initiatives as cooperating with WeChat and internet-based banks; initiating worksite marketing, proactively providing medical and health protection for enterprise staff.

##### Employees

For employees, the Group establishes sound training system, scientific and reasonable remuneration and incentive scheme for employees. It facilitates the development of the employees in multi-channels and attaches great importance on their health and families so as to raise their happiness as a whole. The Group established the information collection, analysis and processing system via the "Internet+" employee service system, and built the mobile employee service platform – "Employee e-home" mobile app to publicise the balance between sports, health, work and life.

##### 業務回顧 (續)

##### 與主要持份者的關係 (續)

##### 客戶 (續)

太平財險強化客戶權益保護工作。加強保險信用體系建設，重點推進產品開發、保險銷售誠信、保險服務及資金運用誠信建設，強化失信責任落實；在二零一七年公司章程修訂中，增加了對保險消費者合法權益保護等條款；認真做好客戶服務工作，完善服務評價考核機制，加強監管服務評價指標考核應用、細化投訴管理動作，建立異常案件登記回饋機制、搭建以客戶自助理賠為基礎的互聯網服務平台，不斷提升線上理賠用戶體驗；制定提高客戶服務品質工作方案，從服務創新、運營效率、投訴管理三個方面加強客戶服務體系建設，提升客戶服務品質。

太平養老引導員工通過真誠文明、專業精細、優質高效的保險服務，傳承保險關愛，體現保險價值。持續創新產品和運營模式，通過和微信、網商銀行合作等創新舉措，實現了個人養老保障業務的迅猛發展；開展職域行銷業務，積極為企業職工提供符合需求的醫療健康保障產品。

##### 僱員

本集團建立起良好的培訓體系和科學合理的薪酬激勵機制，構建員工發展的多通道，重視員工身心健康與家庭，提高員工幸福指數。本集團通過「互聯網+」服務職工體系，建立資料收集、分析、處理系統，打造員工移動服務平台—「員工e家」手機APP，宣導運動與健康、工作與生活等關係的平衡。

# Report of the Directors

## 董事會報告書

### BUSINESS REVIEW *(Continued)*

#### Relationships with key stakeholders *(Continued)*

##### *Individual Insurance Agent and Bancassurance Staff*

The Group provides all kinds of training for individual insurance agent, such as pre-post training for newly recruited employees, basic insurance knowledge training, 135 training and link-up training, helping newcomers to learn industry regulations, master essential knowledge and skills, and have clear development goals. The Group also provides training for associate business managers, business managers promotion training and quarterly theme training for business managers, so as to improve business managers' team management ability. Meanwhile, the Group offers senior managers promotion training, senior executive management seminar, sales-related practical courses for sales department, in order to achieve synergetic development of high performance individual and organisation by improving team management ability from both theory cognition and practical operation perspectives.

As for bancassurance channel, the Group is committed to maintaining good business partnerships with banks and promoting long-term business interest, while adhering to the philosophy of "training is the greatest staff benefits" to offer basic training projects such as pre-post training, link-up training, sales department managers/regional director training and internet online-learning and to actively promote performance incentives training such as Nova Forum, Fortune 500 Forum, and Organisation Development Forum. Apart from providing various training courses, the Group has also built a development platform and an effective incentive system for bancassurance sales staff to enable them to develop rapidly and to provide them with broad development space, which in turn making our bancassurance sales team highly competitive.

### 業務回顧 *(續)*

#### 與主要持份者的關係 *(續)*

##### *個險代理人及銀保業務人員*

本集團向個險代理人提供各級制式的培訓，如新人崗前培訓、保險基礎知識培訓、135培訓和銜接培訓等，幫助新人瞭解行業法規，掌握必備的知識和技能，明確發展目標；準業務經理培訓、業務經理晉升培訓、業務經理季度主題輪訓，提升業務經理人員的小組經營能力；高級經理晉升培訓、高階主管經營研討會和營業部專業經營的相關實戰課程，從理論認知和實務操作兩個方面提升團隊經營能力，以推動績優人力和績優組織協同發展。

而銀保業務渠道方面，本集團在與銀行維持良好業務夥伴關係並促進長遠商業利益的同時，秉持「培訓是最大的福利」原則，不僅持續舉辦新人崗前培訓、銜接育成培訓、營業部經理／區域總監培訓及互聯網線上學習等基礎培訓項目，而且積極推動「新星論壇」、「財富500強論壇」、「組織發展論壇」等績優激勵培訓。除了提供豐富立體的培訓課程外，本集團還為銀保業務人員搭建快速成長平台，建立有效的激勵體系並營造廣闊的發展空間，銀保隊伍極具競爭力。

# Report of the Directors

## 董事會報告書

### MAJOR INSURANCE CUSTOMERS

The information in respect of the Group's gross premiums written and policy fees attributable to major insurance customers during the financial year is as follows:

### 主要保險客戶

主要保險客戶於本財政年度佔本集團的毛承保保費及保單費收入的資料載列如下：

		Percentage of the Group's total gross premiums written and policy fees 佔本集團毛承保保費及保單費收入總額的百分比
The largest insurance customer	最大保險客戶	1.2%
Five largest insurance customers in aggregate	五大保險客戶合計	3.0%

At no time during the Year have the directors, their close associates or any shareholder of the Company (which to the knowledge of the directors own more than 5.0% of the Company's share capital) had any interest in these major insurance customers.

本公司的董事、其緊密聯繫人士或任何股東（據董事所知持有本公司股本5.0%以上）均沒有於本年度內任何時間擁有這些主要保險客戶的任何權益。

### CONSOLIDATED FINANCIAL STATEMENTS

The profit of the Group for the year ended 31 December 2017 and the state of the Group's affairs at that date are set out in the consolidated financial statements on page 124 to 325.

### 綜合財務報表

本集團截至二零一七年十二月三十一日止年度的溢利和本集團於該日的財務狀況載於第124至325頁的綜合財務報表內。

### DIVIDEND

No interim dividend was declared during the Year (2016: Nil). The Board recommended the payment of a final dividend of 10 HK cents per share in respect of the year ended 31 December 2017 (2016: 10 HK cents per share), which is subject to the approval by the shareholders at the forthcoming annual general meeting of the Company. If approved, the said dividend will be paid on or about 18 July 2018 to shareholders whose names appear on the register of members of the Company on 4 July 2018.

### 股息

本年度內並無宣派中期股息（二零一六年：無）。董事會建議派發截至二零一七年十二月三十一日止年度末期股息每股10港仙（二零一六年：每股10港仙），股息須於本公司即將舉行之股東周年大會中獲股東批准。如獲得批准，本公司將於二零一八年七月十八日左右向於二零一八年七月四日名列本公司股東名冊之股東派發上述股息。

# Report of the Directors

## 董事會報告書

### SHARE CAPITAL

During the Year, there is no exercise of options under the Company's share option scheme. Details of the Shares issued in the year ended 31 December 2017 are set out in Note 39 of the consolidated financial statements.

### PURCHASE, SALE OR REDEMPTION OF THE COMPANY'S LISTED SECURITIES

During the Year, neither the Company nor any of its subsidiaries have purchased, sold or redeemed any of the Company's listed securities.

### DISTRIBUTABLE RESERVES

As at 31 December 2017, the Company's reserves available for distribution amounted to HK\$2,691 million (2016: HK\$1,544 million).

### EQUITY LINKED AGREEMENTS

Save for the share option schemes of the Company as set out in Note 43 of the consolidated financial statements and "Share Option Scheme" section contained in this Director's Report, no equity linked agreements entered into by the Group, or existed during the Year.

### DONATIONS

During the Year, the Group made charitable donations of HK\$1.76 million (2016: HK2.79 million).

### 股本

於本年度內並無根據本公司認股權計劃行使之認股權。有關本公司截至二零一七年十二月三十一日止年度已發股本的詳情載於綜合財務報表附註39。

### 購買、出售或贖回本公司的上市證券

本公司或任何其附屬公司於本年度內概無購入、出售或贖回任何本公司的上市證券。

### 可分配儲備

於二零一七年十二月三十一日，本公司可供分配的儲備合共為26.91億元（二零一六年：15.44億港元）。

### 股票掛鈎協議

除於綜合財務報表附註43及本董事會報告書「認股權計劃」一節載述的本公司認股權計劃外，本集團並無訂立或存在任何股票掛鈎協議。

### 捐款

於本年度內，本集團作出176萬港元（二零一六年：279萬港元）的慈善捐款。

# Report of the Directors

## 董事會報告書

### BOARD OF DIRECTORS

The directors of the Company during the Year and up to the date of this annual report were:

#### Executive directors

WANG Bin  
WANG Sidong (appointed on 25 January 2018)  
LI Jinfu (resigned on 25 January 2018)  
WANG Tingke  
YU Xiaoping (appointed on 28 February 2017)

#### Non-executive directors

HUANG Weijian  
ZHU Xiangwen  
WU Changming  
NI Rongming  
WU Jiesi\*  
ZHU Dajian\*  
WU Ting Yuk Anthony\*  
XIE Zhichun\*

\* Independent

In accordance with Articles 93 and 97 of the Company's Articles of Association, Mr. WANG Sidong, Mr. NI Rongming, Dr. WU Jiesi, Mr. WU Ting Yuk Anthony and Mr. XIE Zhichun, shall retire at the forthcoming annual general meeting. Mr. NI Rongming has informed the Board of Directors of the Company that he would not offer himself for re-election due to reaching the age of retirement and accordingly will retire as a non-executive director upon the conclusion of the annual general meeting. Mr. WANG Sidong, Dr. WU Jiesi, Mr. WU Ting Yuk Anthony and Mr. XIE Zhichun being eligible, offer themselves for re-election at the forthcoming annual general meeting.

The proposed appointments will not have any specific term, but will be subject to retirement by rotation and re-election at the Company's annual general meeting in accordance with the Company's articles of association.

Subject to the approval of the shareholders at the Company's annual general meeting, the emoluments of the directors will be determined by the Remuneration Committee and the Board of Directors of the Company.

A list of names of all the directors who have served on the boards of the Company's subsidiaries during the Year is available on the Company's website at [www.ctih.cntaiping.com](http://www.ctih.cntaiping.com).

### 董事會

本公司於本年度及截至本年報日的董事如下：

#### 執行董事

王濱  
王思東(於二零一八年一月二十五日委任)  
李勁夫(於二零一八年一月二十五日辭任)  
王廷科  
于小萍(於二零一七年二月二十八日委任)

#### 非執行董事

黃維健  
祝向文  
武常命  
倪榮鳴  
武捷思\*  
諸大建\*  
胡定旭\*  
解植春\*

\* 獨立

根據本公司的組織章程細則條文第93及97條，王思東先生、倪榮鳴先生、武捷思博士、胡定旭先生及解植春先生將於即將召開的股東周年大會退任。倪榮鳴先生已通知董事會，因已達退休年齡，彼將不會膺選連任，並將於即將召開的股東周年大會結束時退任非執行董事之職務。王思東先生、武捷思博士、胡定旭先生及解植春先生均符合資格及願於即將召開的股東週年大會上膺選連任。

以上所建議的委任均無指定期限，但須按本公司的組織章程細則，在本公司股東周年大會輪值告退及膺選連任。

董事酬金將由本公司的薪酬委員會及董事會訂定，惟仍需股東在本公司股東周年大會上批准。

於本年度內，所有出任本公司附屬公司董事會的董事姓名名單已載於本公司網站 [www.ctih.cntaiping.com](http://www.ctih.cntaiping.com)。



# Report of the Directors

## 董事會報告書

### CONFIRMATION OF INDEPENDENCE

The Company has received annual confirmation from each of the independent non-executive directors in regards to their independence from the Company and considers each of the independent non-executive directors to be independent from the Company.

### CHANGES TO INFORMATION IN RESPECT OF DIRECTORS

In accordance with Rule 13.51B(1) of the Listing Rules, the changes to information required to be disclosed by the Directors pursuant to paragraphs (a) to (e) and (g) of Rule 13.51(2) between 24 August 2017 (being the date of approval of the Company's 2017 Interim Report and 23 March 2018 (being the date of approval of the Company's 2017 Annual Report) is set out below:

Ms. YU Xiaoping was appointed as a director of TPL and TPP with effect from August 2017.

Mr. WU Ting Yuk Anthony was appointed as a member of the Chief Executive's Council of Advisers on Innovation and Strategic Development, HKSAR and a member of the Task Force on Land Supply, HKSAR with effect from March 2018 and September 2017, respectively.

Mr. LI Jinfu has resigned as the deputy chairman, executive director, general manager, member of the remuneration committee, member of the corporate governance committee and member of the risk management committee of the Company with effect from January 2018.

Mr. WANG Sidong was appointed as the deputy chairman, executive director, general manager, member of the remuneration committee, member of the corporate governance committee and member of the risk management committee of the Company with effect from January 2018.

Other than those disclosed above, there is no other information required to be disclosed pursuant to Rule 13.51B(1) of the Listing Rules.

### 獨立性的確認

本公司已取得各獨立非執行董事每年確認其獨立性的確認函。本公司亦認為每位獨立非執行董事，確屬獨立於本公司的人士。

### 董事資料的變動

根據上市規則第13.51B(1)條，於二零一七年八月二十四日（為通過本公司二零一七年年報當日）至二零一八年三月二十三日（為通過本公司二零一七年年報當日）期間，董事按第13.51(2)條第(a)至(e)段及第(g)段規定披露資料的變動如下：

於二零一七年八月，于小萍女士獲委任為太平人壽及太平養老董事。

於二零一八年三月及二零一七年九月，胡定旭先生分別獲委任為行政長官創新及策略發展顧問團成員及香港特別行政區土地供應專責小組委員。

於二零一八年一月，李勁夫先生辭任本公司副董事長、執行董事、總經理、薪酬委員會成員、企業管治委員會成員及風險管理委員會成員。

於二零一八年一月，王思東先生獲委任為本公司副董事長、執行董事、總經理、薪酬委員會成員、企業管治委員會成員及風險管理委員會成員。

除上述披露外，本公司董事並無其他資料需根據上市規則第13.51B(1)條作出披露。

# Report of the Directors

## 董事會報告書

### DIRECTORS' SERVICE CONTRACTS

No director proposed for re-election at the forthcoming Annual General Meeting has an unexpired service contract which is not determinable by the Company or any of its subsidiaries within one year without payment of compensation, other than normal statutory obligations.

### DIRECTORS' AND CHIEF EXECUTIVE'S INTERESTS AND SHORT POSITIONS IN SHARES, UNDERLYING SHARES AND DEBENTURES

As at 31 December 2017, none of the Directors and chief executive of the Company had any interests or short positions in the shares, underlying shares and debentures of the Company and its associated corporations (within the meaning of Part XV of the SFO) as recorded in the register required to be kept under section 352 of the SFO or as otherwise which had to be notified to the Company and the Stock Exchange pursuant to the Model Code for Securities Transactions by Directors of Listed Companies.

During the Year, no Directors nor any of their spouses or children under the age of 18 years has any interests in or has granted any rights to subscribe for equity or debt securities of the Company nor was there been any exercise of any such rights by any of them.

### PERMITTED INDEMNITY PROVISION

The Company's Articles of Association provides that every Director is entitled to be indemnified out of the assets of the Company against all losses or liabilities which they may sustain or incur in or about the execution of the duties of their office or otherwise in relation thereto.

The Company has taken out and maintained directors' liability insurance throughout the year, which provides appropriate cover for the Directors and directors of the subsidiaries of the Group.

### 董事的服務合約

擬於即將召開的股東周年大會中候選連任的董事概無與本公司或任何其附屬公司訂立於一年內不可在不予賠款（一般法定賠款除外）的情況下終止尚未屆滿的服務合約。

### 董事及最高行政人員的股份、相關股份及債權證的權益及淡倉

於二零一七年十二月三十一日，本公司董事及最高行政人員在本公司及其相聯法團（根據證券及期貨條例第XV段的釋義）的股份、相關股份或債權證中概無擁有任何按證券及期貨條例第352條規定存置登記冊的記錄所載，或按上市公司董事進行證券交易的標準守則要求，需要知會本公司及聯交所的權益及淡倉。

在本年度，並無任何董事或任何他們的配偶或未滿十八歲的子女擁有權益或獲授權利認購本公司的股本或債務證券，亦並無任何上述人士行使任何此等權利。

### 獲准許的彌償條文

本公司組織章程細則規定，每位董事有權就其任期內或因執行其職務而可能遭致或發生與此相關之損失或責任從本公司資產中獲得賠償。

本公司於年內已購買及維持董事責任保險，為本公司及本集團附屬公司董事提供適當的保障。

# Report of the Directors

## 董事會報告書

### SHARE OPTION SCHEME

At the extraordinary general meeting of the Company held on 7 January 2003, the shareholders of the Company approved the adoption of the New Scheme and the termination of the Old Scheme. The New Scheme is in line with the prevailing requirements of Chapter 17 of the Listing Rules in relation to share option schemes. The New Scheme expired on 6 January 2013, and no more options will be granted. No options have been cancelled during the Year.

As of 31 December 2017, no directors and employees of the Company had interests in options to subscribe for shares of the Company granted at nominal consideration under the New Scheme. Each unit of option gives the holder the right to subscribe for one share.

### 認股權計劃

於本公司在二零零三年一月七日舉行的股東特別大會上，本公司股東批准採納新計劃，並終止舊計劃。新計劃符合上市規則第十七章有關認股權計劃當時的規定。新計劃已於二零一三年一月六日到期及不會再授出任何認股權，惟就於期限結束之時所有仍可行使的認股權而言，新計劃的條文將繼續全面有效。本年度內並無認股權取消。

於二零一七年十二月三十一日，並無本公司的董事及僱員根據新計劃以名義價款獲賦予可認購本公司股份的認股權中擁有權益。每份認股權賦予持有人認購一股股份的權利。

Grantees 承授人	No. of options outstanding at the beginning of the Year 於年初 未行使的 認股權數目	No. of options outstanding at the end of the Year 於年末 未行使的 認股權數目	Date granted 賦予日期	Period during which options exercisable 可行使認股權期間	No. of options granted during the Year 年內 已授出的 認股權數目	No. of shares acquired in exercise of options during the Year 年內行使 認股權 購入的 股份數目	No. of options lapsed during the Year 年內失效 認股權數目	Price per share to be paid on exercise of options 行使 認股權時 應付的 每股股價	<sup>1</sup> Market value per share at date of grant of options during the Year <sup>1</sup> 於年內 授出認股權 日期的 每股股價	<sup>2</sup> Market value per share on exercise of options during the Year <sup>2</sup> 於年內 行使認股權 日期的 每股股價
Employee 僱員	842,240	-	26/02/2007	26/02/2017 - 25/02/2017	-	-	842,240	HK\$9.014 9.014港元	-	-

notes:

- <sup>1</sup> Being the closing price quoted on the Stock Exchange immediately before the dates on which the options were granted during the Year.
- <sup>2</sup> Being the weighted average closing price quoted on the Stock Exchange immediately before the dates on which the options were exercised during the Year.

註：

- <sup>1</sup> 於本年度內緊接認股權授出日期前於聯交所所報的收市價。
- <sup>2</sup> 於本年度內緊接認股權行使日期前於聯交所所報的加權平均收市價。

# Report of the Directors

## 董事會報告書

### SHARE OPTION SCHEME (Continued)

Apart from the foregoing, at no time during the Year was the Company, any of its holding companies, subsidiaries or fellow subsidiaries a party to any arrangement to enable the directors or chief executive of the Company or any of their spouses or children under eighteen years of age to acquire benefits by means of the acquisition of shares in or debentures of the Company or any other body corporate.

### SHARE AWARD SCHEME

The Share Award Scheme was adopted by the board of directors (the "Board") on 10 September 2007 ("Adoption Date"). Unless terminated earlier by the Board, the Share Award Scheme shall be valid and effective for a term of 10 years commencing from the Adoption Date, and after such period no new award of Shares shall be granted.

The Share Award Scheme has been expired on 9 September 2017, all of the 969,200 unallocated shares were sold in accordance with the terms and conditions of the Share Award Scheme (31 December 2016: the net total number of Shares held under the Share Award Scheme was 969,200 Shares). As at 31 December 2017, no Shares were awarded to selected employees (2016: Nil Shares) subject to the terms of the Share Award Scheme, but have not yet vested in such selected employees.

No Shares were awarded to the Directors during the Year.

### 認股權計劃 (續)

除上述者外，本公司、任何其控股公司、附屬公司或同系附屬公司均沒有在本年度任何時間參與任何安排，致使本公司董事或最高行政人員或任何他們的配偶或未滿十八歲的子女，可以透過收購本公司或任何其他法團的股份或債權證而獲益。

### 股份獎勵計劃

董事會已於二零零七年九月十日（「採納日」）採納股份獎勵計劃。除非董事會提早終止計劃，否則，股份獎勵計劃由採納日期起十年內有效，於該期間後不得獎授新股份。

股份獎勵計劃已於二零一七年九月九日到期，所有969,200股未分配的股份已根據股份獎勵計劃的條款及條件出售（二零一六年十二月三十一日：根據股份獎勵計劃持有之股份淨額為969,200股）。於二零一七年十二月三十一日，當中並無已根據股份獎勵計劃的條款獎授但未歸屬予選定僱員（二零一六年：無）。

本年度內沒有獎授股份予董事。

# Report of the Directors

## 董事會報告書

### SUBSTANTIAL SHAREHOLDERS' AND OTHER PERSONS' INTERESTS AND SHORT POSITIONS IN SHARES AND UNDERLYING SHARES

### 主要股東及其他人士的股份及相關股份的權益及淡倉

As of 31 December 2017, the interests and short positions of the shareholders, other than a director or chief executive of the Company, in the shares and underlying shares of the Company as recorded in the register required to be kept by the Company under Section 336 of the SFO were as follows:

於二零一七年十二月三十一日，按證券及期貨條例第336條規定存置之登記冊的記錄所載不屬於本公司董事或最高行政人員的股東在本公司的股份及相關股份中擁有的權益及淡倉如下：

Substantial shareholders 主要股東	Capacity 身份	Number of ordinary shares 普通股股數	Long position/ short position 好倉／淡倉	Percentage of issued share capital 佔已發行股份%
TPG 中國太平集團	Interest of controlled corporation 控股公司的權益	2,143,423,856 (note 1) (註1)	Long Position 好倉	59.64
TPG (HK) 中國太平集團(香港)	1,822,454,779 shares as beneficial owner and 320,969,077 shares (note 2) as interest of controlled corporation 1,822,454,779股為實益擁有人及320,969,077股(註2)為受控法團的權益	2,143,423,856	Long Position 好倉	59.64

notes:

註：

(1) TPG's interest in the Company is held by TPG (HK), Easiwell Limited ("Easiwell"), Taiping Golden Win Investment Limited ("Golden Win") and Manhold Limited ("Manhold"), all of which are wholly-owned subsidiaries of TPG.

(1) 中國太平集團於本公司之權益由中國太平集團(香港)、易和有限公司(「易和」)、太平金和投資有限公司(「金和」)及汶豪有限公司(「汶豪」)持有，各公司均為中國太平集團之全資附屬公司。

(2) 168,098,887 shares are held by Easiwell, 86,568,240 shares are held by Golden Win and 66,301,950 shares are held by Manhold.

(2) 168,098,887股股份由易和持有，86,568,240股股份由金和持有，而66,301,950股股份由汶豪持有。

Save as disclosed above, the register required to be kept under section 336 of the SFO showed that the Company had not been notified of any interests or short positions in the shares and underlying shares of the Company as at 31 December 2017.

除上述者外，按《證券及期貨條例》第336條規定存置之登記冊的記錄所示，本公司並無接獲通知任何有關於二零一七年十二月三十一日在本公司的股份及相關股份中擁有的權益或淡倉。

### MANAGEMENT CONTRACTS

### 管理合約

No contracts concerning the management and administration of the whole or any substantial part of the business of the Company were entered into or existed during the Year.

在本年度內，本公司並無就全盤業務或其中任何重要部份簽訂或存有管理及行政合約。

# Report of the Directors

## 董事會報告書

### DIRECTORS' MATERIAL INTEREST IN TRANSACTIONS, ARRANGEMENTS OR CONTRACTS OF SIGNIFICANCE

No transactions, arrangements and contract of significance in relation to the Group's business to which the Company, subsidiaries or fellow subsidiaries or its holding companies, was a party in which a director of the Company had a material interest subsisted at the end of the Year or at any time during the Year.

### CONNECTED TRANSACTIONS AND CONTINUING CONNECTED TRANSACTIONS

On 27 July, 2017, the Company has entered into a share purchase agreement with TPG (HK), pursuant to which TPG (HK) agreed to sell and the Company agreed to acquire 51,000,000 shares of Tellon, representing 51% of the entire issued share capital of Tellon, as a consideration of HK\$1,960,750,100. The details of the transaction were set out in the announcement of the Company dated 27 July 2017.

During the Year, the Group does not have any continuing connected transactions which are required to be disclosed in accordance with the requirement of the Listing Rules and none of the related party transactions as disclosed in Note 49 to the consolidated financial statements constitutes a disclosable connected transaction or continuing connected transaction under Chapter 14A of the Listing Rules.

### INTEREST BEARING NOTES

Particulars of the interest bearing notes of the Company and the Group as at 31 December 2017 are set out in Note 32 to the consolidated financial statements.

### PERPETUAL SUBORDINATED CAPITAL SECURITIES

Particulars of the perpetual subordinated capital securities of the Company as at 31 December 2017 are set out in Note 41 to the consolidated financial statements.

### FIVE YEAR SUMMARY

A summary of the results and of the assets and liabilities of the Group for the last five financial years is set out on page 334 to 335.

### 董事在重要交易、安排或合約擁有的重大權益

本公司、任何其控股公司、附屬公司或同系附屬公司於年結時或本年度任何時間，均沒有訂立任何本公司董事擁有重大權益的重要交易、安排或合約。

### 關連交易及持續關連交易

於二零一七年七月二十七日，本公司與中國太平集團（香港）訂立股權買賣協議，據此，中國太平集團（香港）同意出售而本公司同意收購澤鴻51,000,000股股份（相當於澤鴻全部已發行股本之51%），代價為1,960,750,100港元。交易詳情請參閱本公司於二零一七年七月二十七日之公告。

本集團於本年度內並無訂立任何重大的持續關連交易需要根據上市規則的相關要求披露。而於綜合財務報表附註49所披露的關連交易，並不屬上市規則第14A章下的須予披露的關連交易或持續關連交易。

### 需付息票據

本集團及本公司於二零一七年十二月三十一日有關需付息票據的摘要載於綜合財務報表附註32。

### 永續次級資本證券

本公司於二零一七年十二月三十一日有關永續次級資本證券的摘要載於綜合財務報表附註41。

### 五年概要

本集團於過去五個財務年度的業績及資產與負債概要載於第334至335頁。

# Report of the Directors

## 董事會報告書

### RETIREMENT SCHEMES

Particulars of the retirement schemes are set out in Note 42 to the consolidated financial statements.

### CORPORATE GOVERNANCE

Information on the Company's corporate governance practices during the Year under review is set out in the "Corporate Governance Report" of this annual report.

### AUDIT COMMITTEE

The Audit Committee has reviewed the results of the Company for the year ended 31 December 2017.

Further information on the composition of the Audit Committee and the work performed by the Audit Committee during the Year under review is set out in this annual report under the section headed "Audit Committee" in the Corporate Governance Report.

### PUBLIC FLOAT

Based on the information that is publicly available to the Company and within the knowledge of its directors, as at the date of this report, there is sufficient public float, as not less than 25.0% of the Company's issued shares are held by the public.

### AUDITOR

Messrs. PricewaterhouseCoopers shall retire and, being eligible, offer themselves for re-appointment. A resolution for the re-appointment of Messrs. PricewaterhouseCoopers as auditor of the Company is to be proposed at the forthcoming annual general meeting.

By Order of the Board  
**WANG Bin**  
*Chairman*

Hong Kong, 23 March 2018

### 退休計劃

有關該等退休計劃的摘要載於綜合財務報表附註42。

### 企業管治

有關本年度的本公司企業管治常規的資料載於本年報「企業管治報告書」之內文。

### 審核委員會

審核委員會已審閱本公司截至二零一七年十二月三十一日止年度之業績。

有關審核委員會的成員組合及本年度的工作詳載於本年報企業管治報告書標題「審核委員會」一段之內文。

### 公眾持股量

在本報告刊發之日，根據本公司取得的公開資料及就董事所知悉，本公司的公眾持股量是足夠的，此乃因為公眾持股量並不少於本公司已發行股本的25.0%。

### 核數師

羅兵咸永道會計師事務所即將告退，並符合資格及願膺選續聘。由羅兵咸永道會計師事務所續聘為本公司核數師的決議，將於即將召開的股東周年大會上提出。

承董事會命  
**董事長**  
**王濱**

香港，二零一八年三月二十三日

# Corporate Governance Report

## 企業管治報告書

### CORPORATE GOVERNANCE PRACTICES

The Company is committed to the establishment of good standards of corporate governance practices by emphasising transparency and accountability. The Board reviews its corporate governance practices from time to time in order to meet the rising expectations of our shareholders, to comply with increasingly stringent regulatory requirements, and to fulfill its commitment to excellence in corporate governance practices.

During the Year under review, the Company has complied with the Code Provisions set out in the “Corporate Governance Code” contained in Appendix 14 of the Listing Rules (the “Code”) with the following exceptions:

1. Non-executive directors are not appointed for a specific term, but are subject to retirement by rotation and re-election at the Company’s annual general meeting in accordance with the Company’s Articles of Association.
2. The chairman of the Board, Mr. WANG Bin, was unable to attend the annual general meeting of the Company held on 23 May 2017 (the “Meeting”) due to other business engagement. Mr. LI Jinfu, the executive director, vice chairman and general manager of the Company, chaired the Meeting on behalf of the chairman of the Board and was available to answer questions.

### DIRECTORS’ SECURITIES TRANSACTIONS

The Company has adopted the Model Code set out in Appendix 10 of the Listing Rules as the code of conduct regarding securities transactions by directors. Having made specific enquiries of all of the directors, the Company confirms that all of the directors have complied with the required standards set out in the Model Code during the Year under review.

### BOARD OF DIRECTORS

The Board is collectively responsible for overseeing the management of the business and affairs of the Group. The Board currently is comprised of a total of twelve directors, with four executive directors, four non-executive directors, and four independent non-executive directors.

### 企業管治常規

本公司致力於制訂良好的企業管治常規，尤其著重公司透明度及問責性。董事會不時審閱其企業管治常規，以滿足股東期望及符合越趨嚴謹的監管要求，並履行其優質企業管治的承諾。

於本年度內，本公司已遵守上市規則附錄14所載之企業管治守則（「守則」），惟以下除外：

1. 非執行董事是沒有指定的任期，惟須根據本公司組織章程細則於本公司的股東周年大會上輪值告退及膺選連任。
2. 董事會主席，王濱先生，由於另有事務在身，未能出席本公司於二零一七年五月二十三日舉行的股東週年大會（「大會」）。本公司的執行董事、副董事長及總經理李勁夫先生代表董事會主席主持會議，並回答大會上的提問。

### 董事進行證券交易

本公司已採納上市規則附錄10所載的標準守則作為有關董事進行證券交易的守則。在向所有董事作出特定查詢後，所有董事確認於本年度內已遵守標準守則規定所載的要求標準。

### 董事會

董事會共同負責監察本集團的業務及各事務的管理工作。董事會現時由十二位董事組成，包括四位執行董事、四位非執行董事及四位獨立非執行董事。



# Corporate Governance Report

## 企業管治報告書

### BOARD OF DIRECTORS (Continued)

The names of the directors are set out in this annual report under the section headed “Corporate Information”.

The biographies of the directors are set out in this annual report under the section headed “Biographical Details of Directors, Senior Management and Company Secretary”.

During the Year, the attendance records of the directors for the Board, various board committees and general meetings are as follows:

### 董事會 (續)

董事名單詳載於本年報「公司資料」標題下之內文。

董事的履歷詳載於本年報「董事、高級管理層及公司秘書之履歷」標題下之內文。

本年度內，各董事出席董事會會議、各董事委員會會議及股東大會的出席紀錄如下：

		Attendance/No. of meetings 出席次數/會議次數						General Meeting 股東大會
		Board Meetings 董事會	AC 審核委員會	RC 薪酬委員會	NC 提名委員會	CGC 企業管治委員會	RMC 風險管理委員會	
<b>Executive Directors</b>	<b>執行董事</b>							
Mr. WANG Bin	王濱先生	7/7	-	1/1	1/1	1/1	-	0/1
Mr. WANG Sidong (appointed on 25 January 2018)	王思東先生 (於二零一八年 一月二十五日委任)	-	-	-	-	-	-	-
Mr. LI Jinfu (resigned on 25 January 2018)	李勁夫先生 (於二零一八年 一月二十五日辭任)	6/7	-	1/1	-	1/1	2/4	1/1
Mr. WANG Tingke	王廷科先生	5/7	-	-	-	1/1	-	1/1
Ms. YU Xiaoping (appointed on 28 February 2017)	于小萍女士 (於二零一七年 二月二十八日委任)	7/7	-	-	-	1/1	3/3	1/1
<b>Non-executive Directors</b>	<b>非執行董事</b>							
Mr. HUANG Weijian	黃維健先生	7/7	-	-	-	-	-	1/1
Mr. ZHU Xiangwen	祝向文先生	7/7	-	-	-	-	4/4	1/1
Mr. WU Changming	武常命先生	7/7	-	-	-	-	-	1/1
Mr. NI Rongming	倪榮鳴先生	7/7	-	-	-	-	4/4	1/1
<b>Independent Non-executive Directors</b>	<b>獨立非執行董事</b>							
Dr. WU Jiesi	武捷思博士	6/7	2/2	1/1	1/1	-	-	0/1
Mr. ZHU Dajian	諸大建先生	5/7	2/2	1/1	1/1	-	-	1/1
Mr. WU Ting Yuk Anthony	胡定旭先生	7/7	-	1/1	1/1	-	-	1/1
Mr. XIE Zhichun	解植春先生	5/7	1/2	1/1	1/1	-	3/4	1/1

Note: AC – Audit Committee  
RC – Remuneration Committee  
NC – Nomination Committee  
CGC – Corporate Governance Committee  
RMC – Risk Management Committee

# Corporate Governance Report

## 企業管治報告書

### BOARD OF DIRECTORS (Continued)

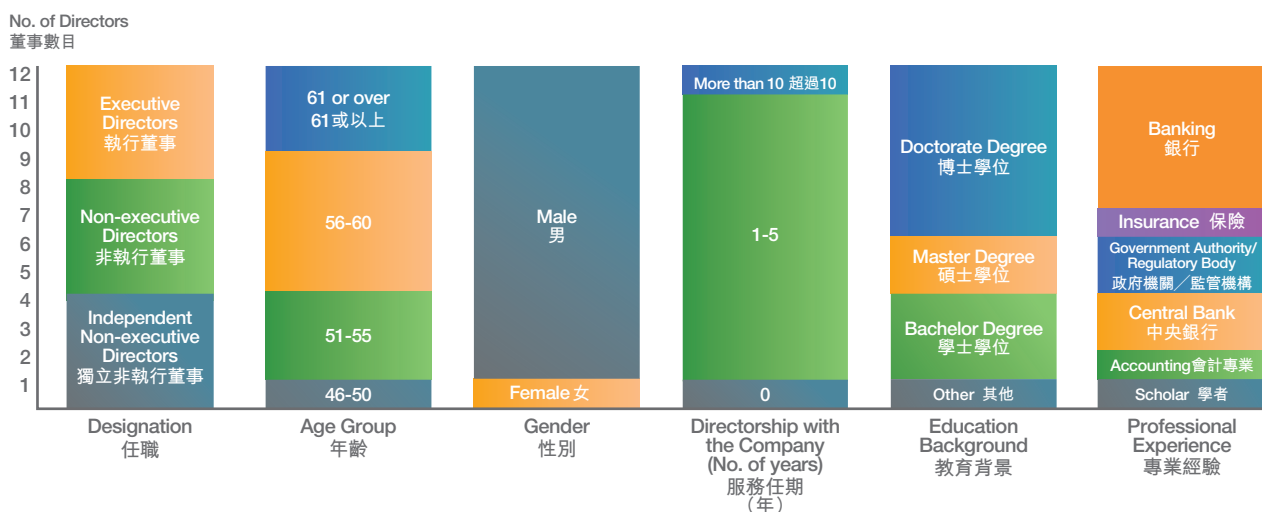
The Board formulates the overall strategy of the Group, monitors its financial performance and maintains an effective corporate governance structure in each individual subsidiary. Daily operations and administration are delegated to the management of each individual subsidiary. During the Year under review, none of the directors above has or maintained any financial, business, family or other material/relevant relationships with any of the other directors.

The non-executive directors and the independent non-executive directors are not appointed for specific terms but are subject to retirement by rotation and re-election at the annual general meeting of the Company in accordance with the Company's Articles of Association.

### BOARD DIVERSITY POLICY

The Board has adopted a board diversity policy (including without limitation, age, cultural and educational background, professional experience, skills, knowledge, length of service, and gender) in August 2013 to comply with the code provision on board diversity.

As at the date of this report, the Board's composition under major criteria for diversity was summarised as follows:



The Board considers that the current board composition is diverse and meets the criteria of the board diversity policy. The Board will review the board diversity from time to time to ensure that the board diversity policy is complied with.

### 董事會 (續)

董事會擬定本集團之整體戰略，監管其財務表現及確保各間附屬公司具備有效的企業管治架構。日常營運及行政由各間附屬公司的管理層負責。於回顧年度，上述之董事概無與任何其他董事有或保持任何財務、業務、家族或其他重大／相關關係。

非執行董事及獨立非執行董事是沒有指定的任期，惟須根據本公司組織章程細則於本公司的股東周年大會上輪值告退及膺選連任。

### 董事會多元化政策

董事會於二零一三年八月採納了成員多元化政策（包括但不限於年齡、文化及教育背景、專業經驗、技能、知識、服務任期及性別）以符合有關董事會多元化的守則條文。

於本報告日期，按主要的多元角度看董事會的組成概覽如下：

董事會認為現行董事會的組成是多樣的，符合董事會多元化政策的標準。董事會將不時檢討董事會的多樣性，以確保符合董事會的多元化政策。

# Corporate Governance Report

## 企業管治報告書

### DIRECTORS' TRAINING

Directors were given relevant guideline materials regarding the duties and responsibilities for being a director, relevant laws and regulations applicable to the directors and the duties on disclosures of interests. Such induction materials will also be provided to newly appointed directors. All directors, including Mr. WANG Bin, Mr. LI Jinfu, Mr. WANG Tingke, Ms. YU Xiaoping, Mr. HUANG Weijian, Mr. ZHU Xiangwen, Mr. WU Changming, Mr. NI Rongming, Dr. WU Jiesi, Mr. ZHU Dajian, Mr. WU Ting Yuk Anthony and Mr. XIE Zhichun, provided their training record and confirmed that they have complied with the code provision A.6.5 by attending relevant seminars, training sessions and reading materials to develop and refresh their knowledge and skills.

### CHAIRMAN AND GENERAL MANAGER

Mr. WANG Bin is the chairman, while Mr. LI Jinfu has been the general manager during the period up to 25 January 2018. Mr. WANG Sidong was appointed as the general manager on 25 January 2018 to take over from Mr. LI Jinfu, who resigned on the same date. The roles of the chairman and the general manager are clearly defined, segregated and established in writing and are not exercised by the same individual.

### BOARD COMMITTEES

The Company currently has five board committees (namely the Audit Committee, Remuneration Committee, Nomination Committee, Corporate Governance Committee and Risk Management Committee) with defined terms of reference which are posted on the websites of the Company and the Stock Exchange (while the Terms of reference of the Corporate Governance Committee are posted on the website of the Company only).

### 董事培訓

各董事已獲提供有關擔任董事之職責及責任、適用於董事之相關法例及規例及權益披露之責任之相關指引資料，而於新任董事獲委任為董事後，亦會向其提供該等就任須知資料。所有董事，包括王濱先生、李勁夫先生、王廷科先生、于小萍女士、黃維健先生、祝向文先生、武常命先生、倪榮鳴先生、武捷思博士、諸大建先生、胡定旭先生及解植春先生，均提供其培訓紀錄及確認彼等已透過出席相關主題之座談會、培訓課程及閱讀資料以發展及更新彼等之知識及技能及遵守守則條文第A.6.5條的規定。

### 董事長及總經理

董事長為王濱先生，而於二零一八年一月二十五日前的期間，總經理為李勁夫先生。王思東先生於二零一八年一月二十五日獲委任接替於同日辭任的李勁夫先生為總經理。董事長及總經理的角色是清晰界定、分開並以書面列載的，並非由同一人士擔任。

### 董事委員會

本公司現設有五個董事委員會（分別為審核委員會、薪酬委員會、提名委員會、企業管治委員會及風險管理委員會），其界定的職權範圍已載於本公司網站及聯交所網站（惟企業管治委員會的職權範圍僅載於本公司網站）。

# Corporate Governance Report

## 企業管治報告書

### AUDIT COMMITTEE

An Audit Committee with specific written terms of reference was established by the Company on 29 May 2000.

The written terms of reference for the Audit Committee are in accordance with the Code. The Audit Committee meets with the Group's senior management and external auditors regularly to review the effectiveness of the internal control system and the interim and annual results of the Group.

Currently, independent non-executive director, Dr. WU Jiesi, is the chairman of the Audit Committee, with two independent non-executive director, namely Mr. ZHU Dajian and Mr. XIE Zhichun as members.

During the period from 1 January 2017 to the date of this annual report, the Audit Committee held three meetings. The subject matters of the work performed are mainly as set out below:

- Reviewed the interim results, annual results of the Company and its subsidiaries for the 2017 financial year;
- Reviewed and recommended the re-appointment of the auditors, approved the remuneration and terms of engagement of the auditors and assessed the auditors' independence, objectivity and the effectiveness of the audit process;
- Reviewed the system of internal controls and the findings and recommendations of the internal audit function.

### 審核委員會

本公司於二零零零年五月二十九日成立具有特定成文權責範圍的審核委員會。

審核委員會的書面權責範圍已根據守則編制。審核委員會定期與本集團高級管理層及外聘核數師舉行會議，檢討本集團的內部監控系統的成效及中期與年度業績。

現時審核委員會主席為獨立非執行董事武捷思博士，成員包括兩位獨立非執行董事諸大建先生及解植春先生。

二零一七年一月一日起至本年報日期，審核委員會曾舉行三次會議。審核委員會所履行的主要工作如下：

- 審閱本公司及其附屬公司二零一七年度的中期及年度業績；
- 檢討及建議核數師的重新委任、批准核數師的薪酬及聘用條款及評核核數師的獨立客觀性及核數程序是否有效；
- 審閱內部監控系統及內部審計功能的調查結果。

# Corporate Governance Report

## 企業管治報告書

### REMUNERATION COMMITTEE

A Remuneration Committee with specific written terms of reference was established by the Company on 24 February 2005.

The principal duties of the Remuneration Committee include the making of recommendations to the Board on the Company's policy and structure for all remuneration of the directors and senior management; the establishment of a formal and transparent procedure for developing the policy on such remuneration and to determine the specific remuneration packages of all executive directors and senior management.

The main principles of the Group's remuneration policies are:

- (a) Remuneration should be determined by taking into consideration factors such as salaries paid by comparable companies, time commitment, responsibility, employment conditions elsewhere in the Group and the appropriateness of performance-based remuneration;
- (b) Performance-based remuneration should be reviewed and approved by reference to the corporate goals and objectives approved by the Board from time to time; and
- (c) No director should be involved in deciding his or her own remuneration.

Mr. WANG Sidong, vice chairman, executive director and general manager of the Company, was appointed as a member of the Remuneration Committee on 25 January 2018 to take over from Mr. LI Jinfu, who resigned on the same date. Currently, independent non-executive director, Mr. ZHU Dajian, is the chairman of the Remuneration Committee, with two executive directors, namely Mr. WANG Bin and Mr. WANG Sidong, three independent non-executive directors, namely Dr. WU Jiesi, Mr. WU Ting Yuk Anthony and Mr. XIE Zhichun, as members.

### 薪酬委員會

本公司於二零零五年二月二十四日成立具有特定成文權責範圍的薪酬委員會。

薪酬委員會的主要職責包括向董事會就公司所有董事及高級職員薪酬的政策及架構提交建議；設立正式及富透明度的程序以制定該等薪酬的政策及訂定全體執行董事及高級管理層的薪酬待遇。

本集團薪酬政策之主要原則包括下列各項：

- (a) 薪酬應參考如同類公司提供的薪酬、工時、職責、集團內其他職位的僱用條件及應否按表現釐定薪酬等因素而釐定；
- (b) 在審閱及批准按表現而釐定的薪酬時，應參照董事會不時已修訂的公司目標；及
- (c) 董事不應參與釐定其自身的薪酬。

王思東先生，本公司副董事長、執行董事及總經理，於二零一八年一月二十五日獲委任接替於同日辭任的李勁夫先生為薪酬委員會的成員。現時薪酬委員會主席為獨立非執行董事諸大建先生，成員包括兩位執行董事王濱先生及王思東先生，三位獨立非執行董事，武捷思博士、胡定旭先生及解植春先生。

# Corporate Governance Report

## 企業管治報告書

### REMUNERATION COMMITTEE (Continued)

During the period from 1 January 2017 to the date of this annual report, the Remuneration Committee held one meeting. The subject matters of the work performed are mainly as set out below:

- Approved the remuneration and discretionary bonuses of the directors and senior management; and
- Approved the appointment letters of directors.

### NOMINATION COMMITTEE

A Nomination Committee with specific written terms of reference was established by the Company on 29 March 2012.

The principal duties of the Nomination Committee include reviewing the Board composition, developing and formulating the relevant procedures for nomination and appointment of directors and assessing the independence of the independent non-executive directors to ensure that the Board has a balance of expertise, skills, experience and diversity.

Currently, executive director, Mr. WANG Bin, is the chairman of the Nomination Committee, with four independent non-executive directors, namely Dr. WU Jiesi, Mr. ZHU Dajian, Mr. WU Ting Yuk Anthony and Mr. XIE Zhichun, as members.

During the period from 1 January 2017 to the date of this annual report, the Nomination Committee held one meeting. The subject matter of the work performed are mainly as set out below:

- Reviewed the structure, size and composition of the Board;
- Assessed the independence of the independent non-executive directors; and
- Made recommendations to the Board on the appointment and reappointment of directors.

### 薪酬委員會 (續)

二零一七年一月一日起至本年報日期，薪酬委員會曾舉行一次會議。薪酬委員會所履行的主要工作如下：

- 批准董事及高級管理人員薪酬及酌情花紅；及
- 批准董事的委任函件。

### 提名委員會

本公司於二零一二年三月二十九日成立具有特定成文職權範圍的提名委員會。

提名委員會主要職責包括負責檢討董事會的組成、就董事的提名及委任制定相關的程序及評核獨立非執行董事的獨立性，以確保董事會之專業知識、技能、經驗及多元化取得平衡。

現時提名委員會主席為執行董事王濱先生，成員包括四位獨立非執行董事，武捷思博士、諸大建先生、胡定旭先生及解植春先生。

由二零一七年一月一日起至本年報日期，提名委員會曾舉行一次會議。提名委員會所履行的主要工作如下：

- 檢討董事會架構、人數及組成；
- 評估獨立非執行董事的獨立性；及
- 就委任及重新委任董事向董事會提供建議。

# Corporate Governance Report

## 企業管治報告書

### CORPORATE GOVERNANCE COMMITTEE

A Corporate Governance Committee with specific written terms of reference was established by the Company on 17 October 2014. The principal duties of the Corporate Governance Committee includes developing and reviewing the Company's policies and practices on corporate governance, and the compliance with the corporate governance code.

Ms. YU Xiaoping, executive director of the Company, was appointed as a member of the Corporate Governance Committee on 28 February 2017. Mr WANG Sidong, vice chairman, executive director and general manager of the Company, was appointed as a member of the Corporate Governance Committee on 25 January 2018 to take over from Mr. LI Jinfu, who resigned on the same date. Currently, executive director, Mr. WANG Bin, is the chairman of the Corporate Governance Committee, with three executive directors, namely Mr. WANG Sidong, Mr. WANG Tingke and Ms. YU Xiaoping, as members.

During the period from 1 January 2017 to the date of this annual report, the Corporate Governance Committee held two meetings. The subject matters of the work performed are mainly as set out below:

- Reviewed the training and continuous professional development of the directors and senior management;
- Reviewed the shareholder communication policy; and
- Reviewed compliance with the code and disclosure in the Corporate Governance Report.

### 企業管治委員會

本公司於二零一四年十月十七日成立具有特定成文權責範圍的企業管治委員會。企業管治委員會主要職責包括制定及檢討企業管治政策和常規及企業管治守則的遵守情況。

于小萍女士，本公司執行董事，於二零一七年二月二十八日獲委任為企業管治委員會成員。王思東先生，本公司副董事長、執行董事及總經理，於二零一八年一月二十五日獲委任接替於同日辭任的李勁夫先生為企業管治委員會成員。現時企業管治委員會主席為董事長王濱先生，成員包括三位執行董事王思東先生、王廷科先生和于小萍女士。

二零一七年一月一日起至本年報日期，企業管治委員會曾舉行兩次會議。企業管治委員會所履行的主要工作如下：

- 審閱各董事及高級管理層的培訓及持續專業發展；
- 對股東通訊政策進行檢討；及
- 審閱守則的合規情況及企業管治報告的披露。

# Corporate Governance Report

## 企業管治報告書

### RISK MANAGEMENT COMMITTEE

A Risk Management Committee with specific written terms of reference was established by the Company on 30 December 2015. The principal duties of the Risk Management Committee includes overseeing the Company's and its subsidiaries overall risk management framework with a focus on the second line of defense and to advise the Board on the Group's risk-related matters.

Ms. YU Xiaoping, executive director of the Company, was appointed as a member of the Risk Management Committee on 28 February 2017. Mr WANG Sidong, vice chairman, executive director and general manager of the Company, was appointed as a member of the Risk Management Committee on 25 January 2018 to take over from Mr. LI Jinfu, who resigned on the same date. Currently, independent non-executive director, Mr. XIE Zhichun, is the chairman of the Risk Management Committee, with two executive directors, namely Mr. WANG Sidong and Ms. YU Xiaoping, two non-executive directors, namely Mr. ZHU Xiangwen and Mr. NI Rongming, as members.

During the period from 1 January 2017 to the date of this annual report, the Risk Management Committee has held five meetings. The subject matters of the work performed are mainly set out below:

- Reviewed the annual risk management report and compliance report;
- Reviewed the administrative measures in respect of risk management; and
- Reviewed the risk appetite of the Group.

### AUDITOR'S REMUNERATION

PricewaterhouseCoopers is the auditor of the Company. The services provided by them include audit, other assurance and non-audit services. During the 2017 financial year, the fees paid and payable for the Group was HK\$41.42 million, of which the fees for the statutory audit and assurance service and other services were HK\$22.43 million and HK\$18.99 million respectively.

### 風險管理委員會

本公司於二零一五年十二月三十日成立具有特定成文權責範圍的風險管理委員會。風險管理委員的主要職責包括監察本公司及其附屬公司的整體風險管理框架，擔當第二道防線，並就本集團的風險相關事宜向董事會提供意見。

于小萍女士，本公司執行董事，於二零一七年二月二十八日獲委任為風險管理委員會成員。王思東先生，本公司副董事長、執行董事及總經理，於二零一八年一月二十五日獲委任接替於同日辭任的李勁夫先生為風險管理委員會成員。現時風險管理委員會主席為獨立非執行董事解植春先生，成員包括兩名執行董事王思東先生和于小萍女士、兩名非執行董事祝向文先生及倪榮鳴先生。

由二零一七年一月一日起至本年報日期，風險管理委員會曾舉行五次會議。風險管理委員會所履行的主要工作如下：

- 審閱年度全面風險管理報告及合規報告；
- 審閱有關風險管理的管理辦法；及
- 審閱集團的風險偏好。

### 核數師酬金

羅兵咸永道會計師事務所為本公司的核數師。彼等所提供的服務包括審計、其他鑑證及非審計服務。於二零一七年財務年度，有關本集團已付及應付的服務費為4,142萬港元，當中法定審計和鑒證服務及其他服務費分別為2,243萬港元及1,899萬港元。



# Corporate Governance Report

## 企業管治報告書

### DIRECTORS' RESPONSIBILITY FOR PREPARING THE FINANCIAL STATEMENTS

The directors acknowledge that it is their responsibility for preparing financial statements which give a true and fair view. The financial statements is prepared on a going concern basis. The directors are not aware of material uncertainties relating to events or conditions that may cast significant doubt on the Company's ability to continue as a going concern.

The statement of the auditor of the Company on their responsibilities on the financial statements is set out in the Independent Auditor's Report on page 326 to 333.

### COMPANY SECRETARY

Prior to 9 November 2017, Mr. ZHANG Ruohan ("Mr. Zhang") and Mr. NGAI Wai Fung ("Mr. Ngai") are the joint company secretary of the Company. Mr. Zhang is the senior management and joint company secretary. Mr. Ngai is the director and chief executive officer of a corporate service provider, SW Corporate Services Group Limited, and assisted Mr. Zhang in company secretarial affairs. Mr. Zhang served as the primary contact person between Mr. Ngai and the Company. Each of Mr. Zhang and Mr. Ngai had taken no less than 15 hours of the relevant professional training on review of the Listing Rules and other compliance requirements during the Year.

Mr. Ngai had resigned as a joint company secretary of the Company on 9 November 2017, and Mr. Zhang has become the sole company secretary of the Company.

### 董事負責編製財務報表

董事確認編製真實與公允的財務報表是彼等的責任。財務報表以公司持續經營為基礎準備。董事並不知悉有重大不明朗事件或情況可能會嚴重影響本公司持續經營的能力。

有關本公司的核數師就財務報表應承擔的責任聲明，詳列於第326至333頁獨立核數師報告書內。

### 公司秘書

於二零一七年十一月九日前，張若哈先生（「張先生」）及魏偉峰先生（「魏先生」）為本公司之聯席公司秘書。張先生為高級管理人員及聯席公司秘書。魏先生為企業服務供應商信永方圓企業服務集團有限公司董事及行政總裁，並協助張先生處理公司秘書事務。張先生為魏先生於本公司主要聯絡人。年內，張先生及魏先生各自參加不少於15小時有關上市規則及其他合規要求的專業培訓。

魏先生已於二零一七年十一月九日辭任本公司之聯席公司秘書，而張先生為本公司唯一公司秘書。

# Corporate Governance Report

## 企業管治報告書

### RISK MANAGEMENT

The Company has set up a comprehensive risk management system covering the entire group. The governance structure, rules and regulations, working mechanisms and procedures for risk management have been established and further improved. The Group achieved excellent results in the 2017 CIRC Solvency Aligned Risk Management Requirements and Assessment (“SARMRA”) and Integrated Risk Rating, and the SARMRA assessment results of TPL, TPI, TPP and TPre (China) were all above 80 points, higher than the average points of the major benchmarking industry peers, which effectively reduced the capital consumptions, and successfully fulfilled the objectives and goals determined by the board of directors.

The Board conducted an annual review on the Group’s risk management according to its responsibilities in order to ensure the effectiveness of risk management practice.

In 2017, the Company adopted a “prudently aggressive” risk appetite to cope with various risks during its operation, actively explored new business areas and a new business model, promoted characteristic and niche business areas, and enhanced the achievement of the Top-quality Strategy following the principle of “risk prevention and growth stabilisation”. It improved the establishment of the comprehensive risk management system with “Three Lines of Defense”, implemented the risk appetite, perfected the risk management framework, strengthened the risk management information system, and enhanced the capability to identify and monitor risks, in order to promptly solve existing risks and effectively prevent new risks. The board considers that the risk management of the Company during 2017 was effective as a whole and that risks were manageable.

#### I. The Board’s Statement in Respect of Comprehensive Risk Management Responsibilities

The Board of the Company will be responsible for establishing and maintaining an effective comprehensive risk management system. The comprehensive risk management of the Company are jointly supervised and implemented by the Board, the management and the staff. The goal of the comprehensive risk management of the Company is to promote the realisation of the strategic objective with emphasis on the matching of risks and returns while at the same time maintain stability and prudence.

### 全面風險管理

本公司已建立覆蓋全集團的全面風險管理體系，風險管理的組織架構、制度、工作機制與流程等進一步得到建立健全。在中國保監會二零一七年償付能力風險管理能力評估（SARMRA）及風險綜合評級中均取得了優秀成績，太平人壽、太平財險、太平養老和太平再保險（中國）的SARMRA評估結果都在80分以上，且高於對標的主要同業平均分，有效降低了資本佔用，圓滿完成了董事會確定的目標任務。

董事會根據職責對風險管理工作進行年度審查，保證其執行有效性。

二零一七年本公司緊緊圍繞「積極進取、穩健審慎」的風險偏好對待經營中面臨的各類風險，在積極拓展新業務、新模式，全力推進特色經營的同時，明確「防風險、穩增長」的原則，推進公司精品戰略目標的實現。通過完善「三道防線」的全面風險管理體系建設，落實風險偏好，完善風險管理制度，加強風險管理信息化建設，增加識別、監測風險的能力，及時化解存量風險，有效防範增量風險。董事會認為本公司二零一七年風險管理整體有效，風險可控。

#### 一、董事會對於全面風險管理責任的聲明

建立健全並有效實施全面風險管理是本公司董事會的職責，本公司全面風險管理由董事會、管理層和全體員工共同實施，本公司全面風險管理的目標為在強調風險與收益相匹配的原則下，穩健審慎地推進公司戰略目標的實現。

# Corporate Governance Report

## 企業管治報告書

### RISK MANAGEMENT *(Continued)*

#### I. The Board's Statement in Respect of Comprehensive Risk Management Responsibilities *(Continued)*

Given the limitations of current risk management system, reasonable guarantees can only be given in relation to the objectives mentioned above, and the effectiveness of our risk management over the Company may change as the internal environment, external environment and business situation change.

The Directors conduct regular self-assessment on the risk management system each year and continue to improve its performance. It was considered that no material defect was found in the both the framework design and the execution of the risk management during the reporting period. Although general shortcomings and deficiencies in the risk management found during routine inspections may lead to certain risks, these risks were considered manageable and did not create substantial impact on the financial reporting objectives of the Group. Corrective measures for such risks have been and continue to be implemented. The Board considers that, since the year commencing 1 January of the reporting period, the Group's risk management system has been sound and effective.

The Company's risk management report of 2017 has been completed and has been reviewed and approved by the Board. The Board and all of its members are responsible for the risk management report's truthfulness, accuracy and integrity.

### 全面風險管理 (續)

#### 一、董事會對於全面風險管理責任的聲明 (續)

由於全面風險管理體系存在固有局限性，本公司對達到上述目標僅提供合理保證；且風險管理的有效性亦可能隨公司內、外部環境及經營情況的改變而改變。

公司董事定期對每年度的全面風險管理體系進行自我評估和持續改進。評估認為，於本報告期內，未發現本公司存在風險管理設計或執行方面的重大缺陷。日常檢查發現的不足或缺陷而可能導致的風險均在可控範圍內，並認真整改落實，對本公司財務報告目標的實現不構成實質性影響。本公司董事會認為，自本年度一月一日起至本報告期末止，本公司全面風險管理體系是健全的、執行是有效的。

本公司二零一七年年全面風險管理報告已完成並已經過董事會審議，本公司董事會及其全體成員對風險管理報告內容的真實性、準確性和完整性承擔責任。

# Corporate Governance Report

## 企業管治報告書

### RISK MANAGEMENT (Continued)

#### II. The Three Lines of Defense for the Comprehensive Risk Management Framework

The Company has formulated three lines of defense for the Comprehensive Risk Management Framework. The Board leads the risk management process and assumes direct responsibility for the effectiveness of the risk management system. Under the Board, there is a Risk and Compliance Committee at the management level. The Risk and Compliance Committee at the management level is responsible for execution of risk management practices with the direct support from Risk Management Department. The Audit Committee under the Board, the Audit Committee at the management level and the internal audit divisions are the third line of defense and they are responsible for assessing the effectiveness of the three line of defense.

All functional and business departments constitute the first line of defense. They take direct responsibility for risk management of The Company.

The Risk Management Committee at the Board level, the Risk and Compliance Committee at the management level, together with the Risk Management Department constitute the second line of defense. Their responsibilities are to lead in building the Comprehensive Risk Management Framework.

The Audit Committee under the Board, the Audit Committee at the management level and the internal audit division constitute the third line of defense. Their main responsibilities are to analyse and evaluate the effectiveness of the comprehensive risk management practices.

### 全面風險管理 (續)

#### 二、 公司全面風險管理的三道防線

本公司已建立在董事會的直接領導下，由經營層風險及合規委員會協助，管理層直接管理或執行，風險管理部門牽頭組織，各職能部門各司其職，全體員工共同參與，董事會審核委員會、經營層審計及稽核委員會和內部審計機構負責監督的全面風險管理的三道防線。

第一道防線由各職能部門和業務單位組成，對風險管理工作直接負責。

第二道防線由董事會風險管理委員會、經營層風險及合規委員會、風險管理部門組成，負責制定全面風險管理體系方案，並組織、協調全面風險管理體系建設。

第三道防線由董事會審核委員會、經營層審計及稽核委員會、稽核中心組成，負責審查和評價全面風險管理體系的充分性和有效性。

# Corporate Governance Report

## 企業管治報告書

### RISK MANAGEMENT (Continued)

#### III. Status of Risk Management and Internal Control Assessment

##### 3.1 Status of the Risk Management Assessment

In 2017, the Company further improved the comprehensive risk management system, and optimised the risk appetite management process and risk factors centered on “comprehensive”, “key” and “innovative” with emphasis on the implementation of “1+4” regulatory requirements from CIRC and enhancement of SARMRA supervision and evaluation under the guidance of the High-quality Strategy and “the 13th Five Year” development plan. As a result, the “Three Lines of Defense” risk management responsibilities were clearly specified, the independence of risk management function was further strengthened, the R&D and application level of innovative risk management tools such as information system and quantitative risk model was obviously improved, the risk bottom line was kept, and safe guarded the stable development of the Company.

##### 3.1.1 The Establishment of Risk Management System

In 2017, the Company firstly enhanced the construction of comprehensive risk management throughout of the Company according to the internal management needs under a “one unified framework, different practices” mode, which further improved the risk management process and functionality; secondly, it further specified the division of responsibilities among different departments under the “Three Lines of Defense” of the comprehensive risk management, and continuously improved the risk prevention and control mechanism, strengthened risk prevention and control effectiveness.

### 全面風險管理(續)

#### 三、 風險管理及內部控制工作開展情況

##### 3.1 風險管理工作開展情況

本公司二零一七年全面風險管理工作緊緊圍繞「全面」、「重點」和「創新」三個關鍵詞，以精品戰略和「十三五」發展規劃為指引，以抓好中國保監會「1+4」監管文件的貫徹落實和推進SARMRA監管評估工作為重點，進一步完善全面風險管理體系，優化風險偏好管理流程和指標體系，「三道防線」的風險管理職責更加明確，風險管理獨立評估職能得到進一步強化，信息系統、風險量化模型等風險管理創新工具的研究開發和應用水準明顯提高，守住了風險底線，為公司各項業務穩健發展提供了重要的風險管理保障。

##### 3.1.1 風險管理組織體系建設情況

二零一七年度，公司一是按照全面風險管理及「統一框架、分級管理」的內部管理需要推進全系統的風險管理組織體系建設，風險管理條線工作流程與機制得到進一步提升；二是通過進一步明確全面風險管理下「三道防線」職能部門的職責分工，持續完善風險防控工作機制，形成風險防控合力。

# Corporate Governance Report

## 企業管治報告書

### RISK MANAGEMENT (Continued)

#### III. Status of Risk Management and Internal Control Assessment (Continued)

##### 3.1 Status of the Risk Management Assessment (Continued)

###### 3.1.2 The Overall Strategies and Implementation Status of Risk Management

With regard to the overall interests of the shareholders and clients, the Company implemented a comprehensive risk management strategy under the framework of comprehensive risk management, with the aims to enhance the effectiveness of operational management, improve the efficiency and effects of operational activities, and reduce the uncertainties in achieving operational targets, thus ensuring the continued growth of the Company's value. Furthermore, the Company established the risk appetite framework in accordance with the development strategies based on its own capabilities and external environment.

###### 3.1.3 Status of Risk Management Framework Design

The Company continuously strengthened the construction of risk appetite system and risk management system. On one hand, it further integrated the corporate risk management and strategic objectives, business model, product pricing, financing mode, capital management and corporate governance, strived to realise the mutual balance between business scale, operation revenues and risk capital, and to achieve the maximum risk adjustment return according to the "prudently aggressive" risk appetite in response to changes in the corporate strategies, market, regulation and internal management. On the other hand, it continuously improved the comprehensive risk management system, clarified and revised the existing system of the Company, which further enhanced the integrity and applicability of the risk management.

### 全面風險管理 (續)

#### 三、風險管理及內部控制工作開展情況 (續)

##### 3.1 風險管理工作開展情況 (續)

###### 3.1.2 風險管理總體策略及其執行情況

公司綜合考慮股東、客戶雙方的利益，在全面風險管理體系框架下實行全面風險管理策略，增強經營管理的有效性，提高經營活動的效率和效果，降低實現經營目標的不確定性，保障公司價值持續增長，並根據自身條件和外部環境，圍繞發展戰略，確定風險偏好體系。

###### 3.1.3 風險管理基礎建設情況

持續加強風險偏好體系及風險管理制度建設，一方面根據公司戰略、市場、監管、內部管理等變化，按照「積極進取，穩健審慎」的風險偏好，使企業風險管理與戰略目標、業務模式、產品定價、融資方式、資本管理、公司治理等方面進一步結合，努力做到業務規模、經營收益與風險資本相互均衡，力求風險調整後收益的最大化。另一方面持續完善全面風險管理制度體系，對公司現有制度進行梳理和修訂，進一步提升了公司風險管理制度的完整性和適用性。

# Corporate Governance Report

## 企業管治報告書

### RISK MANAGEMENT *(Continued)*

### 全面風險管理 (續)

#### III. Status of Risk Management and Internal Control Assessment *(Continued)*

#### 三、風險管理及內部控制工作開展情況 (續)

##### 3.1 Status of the Risk Management Assessment *(Continued)*

##### 3.1 風險管理工作開展情況 (續)

###### 3.1.3 Status of Risk Management Framework Design *(Continued)*

###### 3.1.3 風險管理基礎建設情 (續)

The Company kept enhancing the development and application of risk management tools. Firstly, it continuously improved the existing risk management information system, and promoted the application of the information system to other PRC subsidiaries and overseas companies, forming the unified risk management information platform; secondly, within the PRC insurance industry, it took the lead in researching and developing the quantitative model for evaluating operation risks and alternative investment risk, providing useful tools for the risk management practice within the Company, and enhancing the quantitative risk management capability of the Company.

繼續推進風險管理工具開發與應用，一是持續完善現有風險執行信息系統並推廣應用，將風險執行信息系統推廣應用到公司境內其它子公司以及境外公司，形成全公司統一的風險管理信息平台；二是在國內保險業率先研究開發了操作風險量化模型及另類投資風險管理量化模型，為公司風險管理提供了有用工具，提高了公司風險量化管理能力。

The Company highly emphasised the risk management culture cultivation and talent cultivation. Firstly, the Company continued to promote and strengthened risk management culture by series of professional training and risk management related projects, taking the risk management culture as an essential part of the corporate culture; secondly, the Company continued to build the professional team for risk management through both internal and external recruitment efforts.

高度重視風險管理文化培育和人才培養，一是公司持續將風險管理文化建設作為企業文化建設的重要內容，加大宣導力度，並結合一系列風險管理專題培訓、各項專項工作推進風險管理文化的培育；二是公司繼續通過內部培養、外部引進相結合的方式，推進風險管理專業人才隊伍建設。

# Corporate Governance Report

## 企業管治報告書

### RISK MANAGEMENT (Continued)

#### III. Status of Risk Management and Internal Control Assessment (Continued)

##### 3.2 Status of the Internal Control Process

In respect of internal control process, in 2017, pursuant to the Listing Rules, Basic Standards for Enterprise Internal Control and the supplementary guidelines jointly promulgated by the Ministry of Finance, National Audit Office, China Banking Regulatory Commission, China Securities Regulatory Commission and the CIRC, the requirements on internal control guidelines for insurance companies issued by the CIRC and other regulations, The Company issued the *2017 Internal Control Assessment Plan*, which determined the scope, key points and process of the internal control assessment project. The Company also organised the internal control assessment group and carried out the 2017 internal control self-assessment consistent with the internal control requirement and future development requirement.

##### 3.2.1 The Scopes of the Internal Control Assessment

The Company inspected and assessed the adjustment and improvement of the internal control system from five aspects, namely, control environment, risk identification and assessment, control activities, information & communication and monitoring, and clearly included the internal control assessment on “Payments & Transactions” into the assessment scope according to the assessment strategy.

##### 3.2.2 The Methods and Procedures of the Internal Control Assessment

Pursuant to the above-mentioned regulations and guidelines and such five elements as control environment, risk identification and assessment, control activities, information and communication, and monitoring within the COSO internal control framework, the internal control assessment team has updated the internal control assessment points for 2017 regarding the functions of all departments based on the Company's real situation, and the internal control assessment report was formulated by carrying out evaluations on the soundness, rationality and effectiveness of each assessment points.

### 全面風險管理 (續)

#### 三、風險管理及內部控制工作開展情況 (續)

##### 3.2 內部控制工作開展情況

內部控制評價工作方面，二零一七年，根據《上市規則》、中國財政部、證監會、審計署、銀監會、保監會聯合頒佈的《企業內部控制基本規範》及其配套指引，以及《保險公司內部控制基本準則》和其他監管規則的要求，公司印發《關於做好2017年度內部控制評價工作的通知》，確定二零一七年度內部控制評價的範圍、重點和工作步驟，成立內控評價小組，組織開展符合內部控制體系和未來發展需求的二零一七年度內部控制自評價工作。

##### 3.2.1 內部控制評價的範圍

公司根據發展戰略要求、實際情況及市場變化等因素，從控制環境、風險識別與評估、控制活動、信息與溝通及監督五個方面入手，檢查和評價公司對內部控制體系調整和完善的狀況，並明確將運營支付內控管理納入評價範圍。

##### 3.2.2 內部控制評價的方法和程序

根據上述制度規定，以及COSO內部控制框架的控制環境、風險識別與評估、控制活動、信息與溝通、內部監督等五要素，結合公司實際情況和各部門工作職能，內部控制評價小組更新了二零一七年度內部控制評價點，並從健全性、合理性、有效性三個方面進行評價，形成公司內部控制評價報告。



# Corporate Governance Report

## 企業管治報告書

### RISK MANAGEMENT *(Continued)*

#### III. Status of Risk Management and Internal Control Assessment *(Continued)*

##### 3.2 Status of the Internal Control Process *(Continued)*

###### 3.2.2 The Methods and Procedures of the Internal Control Assessment *(Continued)*

The internal control assessment comprises four phases: assessment preparation, assessment implementation, assessment feedback, and report preparation. The internal control assessment preparation includes formulating the annual assessment plan, setting up the internal control assessment team, designing the assessment plans, and collecting the assessment materials. The implementation of the internal control assessment consists of two stages: self-assessment and review assessment, which is divided into two steps, the understanding of the internal control system and the implementation of testing and analysis. The internal control assessment team employs techniques such as interviews, questionnaires, seminars, walkthroughs, onsite inspections, sampling and comparative analysis and others, to ascertain the effectiveness of the internal control design and implementation. Through reviewing the internal control self-assessment forms, it is possible to identify and analyse the weaknesses and defects of the internal control system and to also conduct a comprehensive review. The findings of the internal control assessment are forwarded to the relevant departments of the assessed companies for comments and feedback before the report is finalised.

The Company will make a continuous efforts in rectifying internal control defects discovered during internal control assessment process, and carry out continued follow-ups and evaluations on the rectification effectiveness.

### 全面風險管理 (續)

#### 三、風險管理及內部控制工作開展情況 (續)

##### 3.2 內部控制工作開展情況 (續)

###### 3.2.2 內部控制評價的方法和程序 (續)

內部控制評價的程序包括評價準備、評價實施、評價回饋和報告形成四個階段，其中：內部控制評價準備包括制定年度評價計劃、成立內部控制評價小組、制定評價方案、評價資料準備等步驟。內部控制評價實施包括自我評價及覆核評價兩個階段，具體分為瞭解內部控制體系、實施測試與分析兩個步驟。內部控制評價小組綜合運用訪談、調查問卷、專題討論、穿行測試、實地查驗、抽樣和比較分析等方法，收集公司內部控制設計和執行是否有效的證據，包括審核內部控制自我評價表，分析、識別內部控制體系缺陷，並進行全面覆核。覆核工作結束後，內部控制評價小組與被評價部門進行溝通、回饋，經確認後得出評價結果，最終形成正式內部控制評價報告。

本公司將根據內部控制評價結果，對發現的內部控制缺陷進行持續整改，並對整改措施的落實情況進行督辦和評價。

# Corporate Governance Report

## 企業管治報告書

### RISK MANAGEMENT *(Continued)*

#### III. Status of Risk Management and Internal Control Assessment *(Continued)*

##### 3.2 Status of the Internal Control Process *(Continued)*

###### 3.2.3 The Conclusions of the Internal Control Assessment

Pursuant to the relevant laws and regulations, the Company conducted an internal control self-assessment in 2017 on the control environment, risk identification and assessment, control activities, information and communication, and monitoring. The internal control assessment team inspected and issued the assessment results after a comprehensive review. The assessment results show that the Company has further strengthened its internal control infrastructure, improved the risk management system, has optimised the business control processes, improved the information systems and have promoted the use of information systems for controls, strengthened internal control management and supervision, ensured the achievement of the Company's internal control objectives in terms of organisation, personnel, systems, processes and execution, and continues to develop and improve the internal control system according to any changes in external policy. The Company's internal control system is functioning well and provides reasonable guarantees to achieve the objectives of the Company's operational management. No major deficiencies were found.

#### IV. Handling and Dissemination of Inside Information

For the purpose of handling and disseminating inside information, the Group has taken various procedures and measures, including arousing the awareness to preserve confidentiality of inside information within the Group, disseminating information to specified persons on a need-to-know basis and regarding closely to the relevant Listing Rules, Securities and Futures Ordinance (Cap 571 of the Laws of Hong Kong) and its relevant guidelines.

### 全面風險管理 (續)

#### 三、風險管理及內部控制工作開展情況 (續)

##### 3.2 內部控制工作開展情況 (續)

###### 3.2.3 內部控制評價的結論

本公司根據相關法律法規的要求，對公司二零一七年度的內部控制情況在控制環境、風險識別和評估、控制活動、信息與溝通、監督方面進行了自我評價，內部控制評價小組全面覆核後得出評價結果。評價結果表明公司進一步強化內部控制組織架構，完善風險管理體系，優化業務控制流程，改進信息系統及推進利用信息系統進行控制，強化內控管理和監督，從組織、人員、制度、流程和執行等方面確保公司內部控制目標的實現，並根據外部政策變化不斷建立和加強內控體系。內控機制基本健全、合理，並得到有效執行，公司內部控制體系運作情況良好，為公司經營管理目標的實現提供了合理的保證，未發現存在重大缺陷。

#### 四、處理及發佈內幕消息

就處理及發佈內幕消息而言，本集團已採取不同程序及措施，包括提高本集團內幕信息的保密意識、在需要知情的基礎上向指定人員傳播信息以及嚴格遵守相關的上市規則、香港法例第571章證券及期貨條例及相關指引。

# Corporate Governance Report

## 企業管治報告書

### SHAREHOLDERS' RIGHTS

#### Convening of extraordinary general meeting on requisition by shareholders

Shareholder(s) representing at least 5% of the total voting rights of all shareholders having a right to vote at general meeting of CTIH may request the Board to convene an extraordinary general meeting, pursuant to Section 566 to 568 of the Companies Ordinance (Chapter 622 of the Laws of Hong Kong). The objects of the meeting must be stated in the related requisition signed by the shareholders concerned and deposited at the registered office of the Company at 22/F, China Taiping Tower Phase I, 8 Sunning Road, Causeway Bay, Hong Kong, for the attention of the Company Secretary. The requisition may consist of several documents in like form, each signed by one or more of the shareholders concerned.

#### Procedures for putting forward proposals at shareholders' meetings by shareholders

To put forward a resolution in an annual general meeting, shareholders are requested to follow the requirements and procedures as set out in Section 615 to 616 of the Companies Ordinance (Chapter 622 of the Laws of Hong Kong). A copy of the requisition/request signed by the shareholders concerned (or 2 or more copies which between them contain the signatures of all the shareholders concerned) needs to be deposited at the registered office of the Company.

Pursuant to Article 95 of the Articles of Association, no person other than a director retiring at the meeting (whether by rotation or otherwise) shall be appointed or reappointed a director at any general meeting unless:

- (a) he/she is recommended by the Board, or
- (b) during a period of not less than seven days commencing no earlier than the day after the despatch of the notice of the meeting and ending no later than seven days prior to the date appointed for the meeting, there has been given to the Company Secretary notice in writing by some Shareholder(s) (not being the person to be proposed) qualified to attend and vote at the meeting of his intention to propose that person for appointment or reappointment and also notice in writing signed by the person to be proposed of his willingness to be appointed or reappointed.

Detailed procedures for shareholders to propose a person for election as a Director can be found on the Company's website.

### 股東權利

#### 應股東的請求召開股東特別大會

根據香港法例第622章《公司條例》第566至568條，股東可要求本公司董事會安排召開股東特別大會，惟股東在存放請求書當日須佔全體有權在中國太平控股股東大會上表決的股東總表決權最少5%。該書面請求必須述明會議目的，並由有關的股東簽署及送遞致本公司註冊辦事處（地址為香港銅鑼灣新寧道八號中國太平大廈一期二十二樓），並註明致公司秘書。請求書可包含數份同樣格式的文件，而每份文件均由一名或多於一名有關的股東簽署。

#### 將股東的建議提呈予股東大會的程序

當股東擬於股東周年大會上提呈一項決議，須依照香港法例第622章《公司條例》第615至616條的要求及程序。有關股東須將一份由有關股東簽署的請求書／請求（或兩份或多於兩份載有全體有關股東簽署的請求書）存放於本公司的註冊辦事處。

根據章程細則第95條，在大會上退任的董事（無論為輪值退任或以其他方式退任）以外的任何人士概無於任何股東大會上獲委任或重新委任為董事，除非：

- (a) 其獲董事會推薦，或
- (b) 在不早於大會通告寄發後翌日起至不遲於大會指定舉行日期前七日止不少於七日的期間內，合資格出席大會並於大會上投票的股東（擬被提名的人士除外）向公司秘書發出書面通知表示有意建議委任或重新委任該名人士，而被提名人士亦發出簽署書面通知表示願意獲委任或重新委任。

有關股東提名候選董事的程序可於本公司網站查閱。

# Corporate Governance Report

## 企業管治報告書

### SHAREHOLDERS' RIGHTS (Continued)

#### Procedures for directing shareholders' enquiries to the Board

Shareholders may send their enquiries and concerns in writing to the Company Secretary by addressing them to our Investor Relations team, the contact details of which are as follows:

Investor Relations  
China Taiping Insurance Holdings Company Limited  
22/F, China Taiping Tower Phase I,  
8 Sunning Road, Causeway Bay, Hong Kong

Telephone: (852) 2854 6555  
Fax: (852) 2866 2262  
Email: ir@cнтаiping.com

The Company Secretary will forward the enquiries and concerns to the Board and/or relevant board committees of the Company, where appropriate, to answer the shareholders' questions and/or to meet the shareholders' concerns.

### CONSTITUTIONAL DOCUMENTS

There was no change to the Company's Articles of Association during the Year. A copy of the latest consolidated version of the Articles of Association is posted on the website of the Company and the Stock Exchange.

### INVESTOR RELATIONS AND COMMUNICATIONS

The Company recognises the importance of communications with the shareholders of the Company and the investment community, and also recognises the value of providing current and relevant information on the Company to the shareholders and investors. The Company's corporate website, [www.ctih.cнтаiping.com](http://www.ctih.cнтаiping.com), features a dedicated Investor Relations section, and is aimed at facilitating effective communications with the shareholders, investors and other stakeholders. Corporate information, including both financial and non-financial information, are available in a timely manner on the website. The latest information on the Company, including annual and interim reports, corporate social responsibility reports, announcements, circulars, press releases as well as constitutional documents, are also available on the website.

### 股東權利 (續)

#### 將股東的查詢送達董事會的程序

股東可以書面形式經投資者關係團隊轉交彼等的查詢及關注事項予公司秘書，聯絡詳情如下：

投資者關係  
中國太平保險控股有限公司  
香港銅鑼灣新寧道八號中國太平大廈第一期  
二十二樓

電話：(852) 2854 6555  
傳真：(852) 2866 2262  
電郵：ir@cнтаiping.com

公司秘書將轉交股東的查詢及關注事項予本公司董事會及／或有關的董事委員會（若適當），以便回覆股東的提問及／或與有關股東會面。

### 組織章程文件

本公司組織章程細則於本年度內並無變動。組織章程細則的最新綜合版本載於本公司及聯交所網站。

### 投資者關係及通訊

本公司明白與本公司股東及投資者保持良好溝通的重要性，也認識到向股東及投資者提供當前及相關資訊的價值。本公司透過設有投資者關係專頁的公司網站 [www.ctih.cнтаiping.com](http://www.ctih.cнтаiping.com) 推動與股東、投資者及其他權益持有人的有效通訊，適時發放公司資訊及其他相關的財務及非財務資料。本公司的最新資料包括年報、中期報告、社會責任報告、公告、通函及新聞稿以及組織章程文件亦已刊發於網站。

# Consolidated Statement of Profit or Loss

## 綜合損益表

for the year ended 31 December 2017  
截至二零一七年十二月三十一日止年度  
(Expressed in Hong Kong dollars)  
(以港幣列示)

		Year ended 31 December 截至十二月三十一日止年度	
		2017 二零一七年	2016 二零一六年 (Restated) (重列)
		\$'000 千元	\$'000 千元
	Notes 附註		
<b>Income</b>	<b>收入</b>		
Total premiums written and policy fees	總保費及保單費收入	178,676,194	149,265,378
Less: Premiums ceded to reinsurers	減：分出保費	(6,028,323)	(4,615,285)
Net premiums written and policy fees	淨保費收入及保單費收入	172,647,871	144,650,093
Change in unearned premium provisions, net of reinsurance	未到期責任準備金變化，減再保險	(2,458,357)	(1,081,519)
Net earned premiums and policy fees	已賺取保費及保單費收入淨額	170,189,514	143,568,574
Net investment income	淨投資收入	20,904,289	17,706,103
Net realised investment gains	已實現投資收益淨額	1,917,870	2,594,713
Net unrealised investment gains and impairment	未實現投資收益及減值淨額	(1,175,045)	(225,304)
Other income	其他收益	4,263,500	2,919,416
Total income	收入總額	196,100,128	166,563,502
<b>Benefits, losses and expenses</b>	<b>給付、賠款及費用</b>		
Net policyholders' benefits	保單持有人利益淨額	(63,261,943)	(32,832,962)
Net commission expenses	佣金支出淨額	(21,125,565)	(16,704,474)
Administrative and other expenses	行政及其他費用	(27,707,473)	(22,693,798)
Change in life insurance contract liabilities, net of reinsurance	壽險合約負債變化，減再保險	(70,689,615)	(83,642,837)
Total benefits, losses and expenses	給付、賠款及費用總額	(182,784,596)	(155,874,071)
Share of results of associates and joint ventures	應佔聯營公司及合營公司業績	13,315,532	10,689,431
Finance costs	財務費用	(2,123,569)	(1,377,224)
<b>Profit before taxation</b>	<b>除稅前溢利</b>	<b>11,719,975</b>	<b>9,371,268</b>
Income tax charges	稅項支出	(3,755,722)	(2,956,240)
<b>Profit after taxation</b>	<b>除稅後溢利</b>	<b>7,964,253</b>	<b>6,415,028</b>
<b>Attributable to:</b>	<b>應佔：</b>		
Owners of the Company	本公司股東權益	6,136,187	4,831,649
Non-controlling interests	非控股股東權益	1,828,066	1,583,379
		7,964,253	6,415,028
		<i>dollars</i> 元	<i>dollars</i> 元
<b>Earnings per share attributable to the owners of the Company</b>	<b>本公司股東應佔每股盈利</b>		
		13	
Basic	基本	1.636	1.274
Diluted	攤薄	1.636	1.274

The accompanying notes on page 134 to 325 form an integral part of these consolidated financial statements.

第134至325頁所附附註為本綜合財務報表的組成部份。

# Consolidated Statement of Profit or Loss and Other Comprehensive Income

## 綜合損益及其他全面收益表

for the year ended 31 December 2017  
截至二零一七年十二月三十一日止年度  
(Expressed in Hong Kong dollars)  
(以港幣列示)

		Year ended 31 December 截至十二月三十一日止年度	
		2017 二零一七年	2016 二零一六年 (Restated) (重列)
		\$'000 千元	\$'000 千元
<b>Profit after taxation</b>	除稅後溢利	<b>7,964,253</b>	6,415,028
<b>Other comprehensive income:</b>	其他全面收益：		
<b>Items that will not be reclassified to profit or loss:</b>	將不會重新分類至損益之項目：		
Revaluation gain arising from reclassification of own-use properties to investment properties	因自用物業重新分類為投資物業而產生之重估收益		
– Revaluation gain arising during the year	– 本年度來自重估的收益	<b>11,537</b>	36,706
– Net deferred tax	– 遞延稅項淨額	<b>(1,467)</b>	(3,474)
Exchange differences on translation of the financial statements of subsidiaries, associates and joint ventures which are not foreign operations	換算非境外的附屬公司、聯營公司及合營公司財務報表的匯兌差額	<b>3,719,476</b>	(3,713,601)
<b>Items that may be subsequently reclassified to profit or loss:</b>	隨後可能重新分類至損益之項目：		
Exchange differences on translation of the financial statements of foreign operations	換算境外的營運業務財務報表的匯兌差額	<b>115,006</b>	(86,903)
Available-for-sale securities	可供出售證券		
– Net fair value changes during the year including the impact of impairment and disposal	– 本年度公允價值變動淨額包括減值及出售的影響	<b>3,611,996</b>	(8,680,884)
– Net deferred tax	– 遞延稅項淨額	<b>(868,646)</b>	2,242,153
Total comprehensive income for the year	本年度全面收益總額	<b>14,552,155</b>	(3,790,975)
<b>Attributable to:</b>	應佔：		
Owners of the Company	本公司股東權益	<b>11,213,116</b>	(3,129,425)
Non-controlling interests	非控股股東權益	<b>3,339,039</b>	(661,550)
		<b>14,552,155</b>	(3,790,975)

# Consolidated Statement of Financial Position

## 綜合財務狀況表

as at 31 December 2017  
於二零一七年十二月三十一日  
(Expressed in Hong Kong dollars)  
(以港幣列示)

			At 31 December 2017 於二零一七年 十二月三十一日	At 31 December 2016 於二零一六年 十二月三十一日 (Restated) (重列)	At 1 January 2016 於二零一六年 一月一日 (Restated) (重列)
	Notes 附註	\$'000 千元	\$'000 千元	\$'000 千元	\$'000 千元
<b>Assets</b>	<b>資產</b>				
Statutory deposits	法定存款	14	6,108,609	5,643,348	5,896,222
Fixed assets	固定資產				
– Property and equipment	– 物業及設備	15(a)	11,894,842	8,321,381	7,617,397
– Investment properties	– 投資物業	15(b)	19,946,668	18,580,788	15,290,941
– Prepaid lease payments	– 預付租賃付款	15(c)	1,635,388	621,689	966,197
			<b>33,476,898</b>	<b>27,523,858</b>	<b>23,874,535</b>
Goodwill	商譽	16(a)	768,597	762,041	668,517
Intangible assets	無形資產	16(b)	262,479	262,521	262,679
Interests in associates and joint ventures	於聯營公司及合營公司的權益	18	6,295,711	2,224,578	2,011,662
Deferred tax assets	遞延稅項資產	31(a)	1,186,933	687,189	365,493
Investments in debt and equity securities	債務及股本證券投資	19	412,925,424	307,907,849	275,698,993
Securities purchased under resale agreements	買入返售證券	36	7,624,349	5,497,736	5,116,737
Amounts due from group companies	應收集團內公司款項	20(a)	14,980	13,629	48,744
Insurance debtors	保險客戶應收賬款	21	8,552,817	6,693,635	9,237,674
Reinsurers' share of insurance contract provisions	分保公司應佔保險合約準備	22	9,869,288	5,835,514	34,155,408
Policyholder account assets in respect of unit-linked products	有關投資連結產品之保單持有人賬戶資產	47	1,392,174	1,206,983	1,780,194
Finance lease receivables	應收金融租賃	23	46,165,667	37,788,259	23,030,665
Other assets	其他資產	24	54,324,337	38,158,994	33,645,978
Pledged and restricted bank deposits	已抵押及受限制銀行存款	25	833,151	685,406	516,549
Deposits at banks with original maturity more than three months	原到期日超過三個月的銀行存款		37,407,022	29,559,163	27,449,675
Cash and cash equivalents	現金及現金等價物	26	39,265,257	38,556,956	47,632,636
			<b>666,473,693</b>	<b>509,007,659</b>	<b>491,392,361</b>
<b>Liabilities</b>	<b>負債</b>				
Life insurance contract liabilities	壽險合約負債	27	383,914,837	291,843,971	254,020,785
Unearned premium provisions	未到期責任準備金	28	15,666,099	11,815,453	11,118,272
Provision for outstanding claims	未決賠款準備	29	23,390,062	16,716,058	16,003,013
Investment contract liabilities	投資合約負債	30	30,714,226	22,436,805	18,762,573
Deferred tax liabilities	遞延稅項負債	31(a)	2,729,342	1,870,928	4,462,644
Interest-bearing notes	需付息票據	32	5,958,112	5,835,209	6,269,898
Bank borrowings	銀行貸款	38	46,188,646	41,706,427	25,908,893
Securities sold under repurchase agreements	賣出回購證券	36	15,069,861	732,217	16,647,650
Amounts due to group companies	應付集團內公司款項	20(b)	319,100	22,574	57,000
Insurance creditors	保險應付賬款	33	35,032,681	29,465,086	48,609,208
Other payables and accruals	其他應付及應計款項	34	21,814,374	13,691,915	12,059,698
Current taxation	當期稅項		3,773,257	2,488,109	2,418,645
Insurance protection fund	保險保障基金	35	182,398	134,276	150,456
			<b>584,752,995</b>	<b>438,759,028</b>	<b>416,488,735</b>
<b>Net assets</b>	<b>資產淨值</b>		<b>81,720,698</b>	<b>70,248,631</b>	<b>74,903,626</b>

# Consolidated Statement of Financial Position (Continued)

## 綜合財務狀況表 (續)

as at 31 December 2017  
於二零一七年十二月三十一日  
(Expressed in Hong Kong dollars)  
(以港幣列示)

			At 31 December 2017 於二零一七年 十二月三十一日	At 31 December 2016 於二零一六年 十二月三十一日 (Restated) (重列)	At 1 January 2016 於二零一六年 一月一日 (Restated) (重列)
	Notes 附註		\$'000 千元	\$'000 千元	\$'000 千元
<b>Capital and reserves attributable to the owners of the Company</b>		本公司股東應佔資本及儲備			
Share capital	39	股本	40,771,408	40,771,408	40,771,408
Reserves	40	儲備	20,961,862	12,346,066	15,832,711
			<b>61,733,270</b>	53,117,474	56,604,119
Perpetual subordinated capital securities	41	永續次級資本證券	4,707,156	4,706,947	4,707,349
			<b>66,440,426</b>	57,824,421	61,311,468
Non-controlling interests	40	非控股股東權益	15,280,272	12,424,210	13,592,158
<b>Total equity</b>		<b>總權益</b>	<b>81,720,698</b>	70,248,631	74,903,626

Approved and authorised for issue by the board of directors on 23 March 2018.

董事會於二零一八年三月二十三日核准及授權發布。

WANG Bin  
王濱

WANG Sidong  
王思東

The accompanying notes on page 134 to 325 form an integral part of these consolidated financial statements.

第134至325頁所附附註為本綜合財務報表的組成部份。



# Consolidated Statement of Changes in Equity

## 綜合權益變動表

for the year ended 31 December 2017  
截至二零一七年十二月三十一日止年度  
(Expressed in Hong Kong dollars)  
(以港幣列示)

	Notes 附註	Share capital 股本 \$'000 千元	Capital reserve 資本儲備 \$'000 千元	Merger reserve 合併儲備 \$'000 千元
<b>Balance at 1 January 2017</b>	於二零一七年一月一日之結餘	40,771,408	(6,396,801)	(4,881,468)
Profit for the year	本年度溢利	-	-	-
Other comprehensive income for the year, net of deferred tax	本年度其他全面收益，減遞延稅項	-	-	-
<b>Total comprehensive income</b>	<b>全面收益總額</b>	<b>-</b>	<b>-</b>	<b>-</b>
Dividend declared to shareholders	向股東宣布的股息	-	-	-
Dividend declared by subsidiaries to non-controlling interests	附屬公司向非控股股東宣布的股息	-	-	-
Distributions to holders of perpetual subordinated capital securities	向永續次級資本證券持有人分配	-	-	-
Disposal of unallocated shares held for the expired Share Award Scheme	出售為已到期的股份獎勵計劃持有而未分配的股份	-	-	-
Share options lapsed	認股權失效	-	-	-
Capital injections made to subsidiaries	向附屬公司注入資本	-	-	-
Acquisition of a subsidiary under merger accounting	以合併會計購入一間附屬公司	-	-	(1,960,750)
Dividend paid to TPG (HK) by a subsidiary acquired under merger accounting	一間以合併會計購入的附屬公司向太平集團(香港)支付股息	-	-	-
<b>Balance at 31 December 2017</b>	於二零一七年十二月三十一日之結餘	<b>40,771,408</b>	<b>(6,396,801)</b>	<b>(6,842,218)</b>

	Notes 附註	Share capital 股本 \$'000 千元	Capital reserve 資本儲備 \$'000 千元	Merger reserve 合併儲備 \$'000 千元
<b>Balance at 1 January 2016, as previously reported</b>	於二零一六年一月一日之結餘，如前呈列	40,771,408	(6,396,801)	(4,932,468)
Effect of merger accounting	合併會計之影響	-	-	51,000
<b>Balance at 1 January 2016, as restated</b>	於二零一六年一月一日之結餘，重列	<b>40,771,408</b>	<b>(6,396,801)</b>	<b>(4,881,468)</b>
Profit for the year	本年度溢利	-	-	-
Other comprehensive income for the year, net of deferred tax	本年度其他全面收益，減遞延稅項	-	-	-
<b>Total comprehensive income</b>	<b>全面收益總額</b>	<b>-</b>	<b>-</b>	<b>-</b>
Dividend declared by subsidiaries to non-controlling interests	附屬公司向非控股股東宣布的股息	-	-	-
Dividend paid to TPG (HK) by a subsidiary acquired under merger accounting	一間以合併會計購入的附屬公司向太平集團(香港)支付股息	-	-	-
Distributions to holders of perpetual subordinated capital securities	向永續次級資本證券持有人分配	-	-	-
Capital injections made to subsidiaries	向附屬公司注入資本	-	-	-
Acquisition of a subsidiary	購入一間附屬公司	-	-	-
<b>Balance at 31 December 2016, as restated</b>	於二零一六年十二月三十一日之結餘，重列	<b>40,771,408</b>	<b>(6,396,801)</b>	<b>(4,881,468)</b>

Note: The nature or purpose of reserves are disclosed in Note 40(a).

註：儲備的目的或性質於附註40(a)內披露。

# Consolidated Statement of Changes in Equity (Continued)

## 綜合權益變動表 (續)

for the year ended 31 December 2017

截至二零一七年十二月三十一日止年度

(Expressed in Hong Kong dollars)

(以港幣列示)

Exchange reserve 匯兌儲備 \$'000 千元	Fair value reserve 公允價值儲備 \$'000 千元	Employee share-based compensation reserve 以股份為本之僱員補償儲備 \$'000 千元	Shares held for Share Award Scheme 為股份獎勵計劃而持有之股份 \$'000 千元	Revaluation reserve 重估儲備 \$'000 千元	Retained profits 保留溢利 \$'000 千元	Perpetual subordinated capital securities 永續次級資本證券 \$'000 千元	Attributable to owners of the Company 本公司股東應佔權益 \$'000 千元	Non-controlling interests 非控股股東權益 \$'000 千元	Total 總額 \$'000 千元
(4,042,563)	973,453	4,077	(19,438)	672,253	26,036,553	4,706,947	57,824,421	12,424,210	70,248,631
-	-	-	-	-	5,881,461	254,726	6,136,187	1,828,066	7,964,253
2,922,982	2,144,973	-	-	8,974	-	-	5,076,929	1,510,973	6,587,902
2,922,982	2,144,973	-	-	8,974	5,881,461	254,726	11,213,116	3,339,039	14,552,155
-	-	-	-	-	(359,402)	-	(359,402)	-	(359,402)
-	-	-	-	-	-	-	-	(517,742)	(517,742)
-	-	-	-	-	-	(254,517)	(254,517)	-	(254,517)
-	-	-	19,438	-	17,778	-	37,216	-	37,216
-	-	(4,077)	-	-	4,077	-	-	-	-
-	-	-	-	-	-	-	-	34,765	34,765
-	-	-	-	-	-	-	(1,960,750)	-	(1,960,750)
-	-	-	-	-	(59,658)	-	(59,658)	-	(59,658)
(1,119,581)	3,118,426	-	-	681,227	31,520,809	4,707,156	66,440,426	15,280,272	81,720,698

Exchange reserve 匯兌儲備 \$'000 千元	Fair value reserve 公允價值儲備 \$'000 千元	Employee share-based compensation reserve 以股份為本之僱員補償儲備 \$'000 千元	Shares held for Share Award Scheme 為股份獎勵計劃而持有之股份 \$'000 千元	Revaluation reserve 重估儲備 \$'000 千元	Retained profits 保留溢利 \$'000 千元	Perpetual subordinated capital securities 永續次級資本證券 \$'000 千元	Attributable to owners of the Company 本公司股東應佔權益 \$'000 千元	Non-controlling interests 非控股股東權益 \$'000 千元	Total 總額 \$'000 千元
(1,080,446) (45,845)	5,060,733 990,754	4,077 -	(19,438) -	639,021 -	20,974,570 587,554	4,707,349 -	59,728,005 1,583,463	12,070,628 1,521,530	71,798,633 3,104,993
(1,126,291)	6,051,487	4,077	(19,438)	639,021	21,562,124	4,707,349	61,311,468	13,592,158	74,903,626
-	-	-	-	-	4,577,852	253,797	4,831,649	1,583,379	6,415,028
(2,916,272)	(5,078,034)	-	-	33,232	-	-	(7,961,074)	(2,244,929)	(10,206,003)
(2,916,272)	(5,078,034)	-	-	33,232	4,577,852	253,797	(3,129,425)	(661,550)	(3,790,975)
-	-	-	-	-	-	-	-	(683,870)	(683,870)
-	-	-	-	-	(103,423)	-	(103,423)	-	(103,423)
-	-	-	-	-	-	(254,199)	(254,199)	-	(254,199)
-	-	-	-	-	-	-	-	176,074	176,074
-	-	-	-	-	-	-	-	1,398	1,398
(4,042,563)	973,453	4,077	(19,438)	672,253	26,036,553	4,706,947	57,824,421	12,424,210	70,248,631

# Consolidated Statement of Cash Flows

## 綜合現金流量表

for the year ended 31 December 2017

截至二零一七年十二月三十一日止年度

(Expressed in Hong Kong dollars)

(以港幣列示)

		2017 二零一七年	2016 二零一六年 (Restated) (重列)
		\$'000 千元	\$'000 千元
<b>Operating activities</b>	<b>經營業務</b>		
Profit before taxation	除稅前溢利	11,719,975	9,371,268
Adjustments for:	就下列各項作出調整：		
– Depreciation of property and equipment	– 物業及設備折舊	722,509	591,143
– Amortisation of prepaid lease payments	– 預付租賃付款攤銷	13,904	19,733
– Amortisation of intangible assets	– 無形資產攤銷	98	99
– Revaluation of investment properties	– 投資物業重估盈餘	(206,796)	(926,570)
– Finance costs	– 財務費用	2,123,569	1,377,224
– Dividend income	– 股息收入	(2,221,954)	(1,974,116)
– Interest income	– 利息收入	(17,938,816)	(15,015,231)
– Share of results of associates and joint ventures	– 應佔聯營公司及合營公司業績	(528,012)	(59,061)
– Loss on disposal of an associate	– 出售聯營公司虧損	–	2,193
– (Gain)/loss on disposal of property and equipment	– 出售物業及設備(收益)/虧損	(15,923)	1,692
– Net realised gains on listed and unlisted investments in debt securities and equity securities classified as held-to-maturity, available-for-sale and loans and receivables	– 歸類為持有至到期日、可供出售及貸款及應收賬款的上市及非上市債務及股本證券之已實現收益淨額	(1,245,878)	(2,558,633)
– Net realised and unrealised (gains)/losses on derivatives	– 衍生工具之已實現及未實現(收益)/虧損	5,437	(7,765)
– Recognition of impairment on investments in debt and equity securities	– 確認債務及股本證券減值	1,990,611	1,156,981
– Recognition/(reversal) of impairment losses on insurance debtors and other debtors	– 確認/(回撥)保險客戶應收賬款及其他應收賬款減值	(5,819)	13,505
– Recognition of impairment losses on finance lease receivables	– 確認應收金融租賃款減值	691,140	374,192
<b>Operating loss before changes in working capital</b>	<b>營運資金變動前之經營虧損</b>	<b>(4,895,955)</b>	<b>(7,633,346)</b>

## Consolidated Statement of Cash Flows (Continued)

### 綜合現金流量表 (續)

for the year ended 31 December 2017

截至二零一七年十二月三十一日止年度

(Expressed in Hong Kong dollars)

(以港幣列示)

		2017 二零一七年	2016 二零一六年 (Restated) (重列)
		\$'000 千元	\$'000 千元
Increase in held-for-trading securities (Increase)/decrease in securities designated at fair value through profit or loss	持有作交易用途證券增加 指定為通過損益以反映公允價值 證券(增加)/減少	(357,305)	(8,733,553)
(Increase)/decrease in insurance debtors and other assets	保險客戶應收賬款及其他資產 (增加)/減少	(1,259,118)	369,502
(Increase)/decrease in reinsurers' share of insurance contract provisions	分保公司應佔保險合約準備 (增加)/減少	(6,179,284)	2,454,657
(Increase)/decrease in policyholder account assets in respect of unit-linked products	有關投資連結產品之 保單持有人賬戶資產 (增加)/減少	(3,803,621)	27,482,142
Increase in finance lease receivables	應收金融租賃增加	(185,191)	573,211
Increase in loans and advances	貸款及墊款增加	(6,445,538)	(17,346,016)
Increase in life insurance contract liabilities	壽險合約負債增加	(7,225,535)	(9,676,188)
Increase in unearned premium provisions	未到期責任準備金增加	69,900,611	56,217,762
Increase in provision for outstanding claims	未決賠款準備增加	3,056,712	1,312,123
Increase in bank borrowings for finance lease receivables	給予應收金融租賃的 銀行貸款增加	5,996,780	1,314,001
Increase in investment contract liabilities	投資合約負債增加	6,192,702	15,411,908
Increase/(decrease) in insurance creditors and other payables and accruals	保險應付賬款及其他應付及 應計款項增加/(減少)	6,692,960	4,992,156
Increase/(decrease) in insurance protection fund	保險保障基金增加/(減少)	13,397,267	(17,110,335)
Proceeds from disposal of unallocated shares held under the expired Share Award Scheme	出售為已到期股份獎勵計劃而 持有之未分配股份所得	48,122	(16,180)
		21,484	-
<b>Cash generated from operations</b>	<b>經營業務所產生之現金</b>	<b>74,955,091</b>	<b>49,611,844</b>
<b>Income tax paid</b>	<b>已付稅項</b>	<b>(3,214,948)</b>	<b>(3,056,519)</b>
<b>Net cash from operating activities</b>	<b>經營業務所產生之現金淨額</b>	<b>71,740,143</b>	<b>46,555,325</b>

# Consolidated Statement of Cash Flows (Continued)

## 綜合現金流量表 (續)

for the year ended 31 December 2017

截至二零一七年十二月三十一日止年度

(Expressed in Hong Kong dollars)

(以港幣列示)

		2017 二零一七年	2016 二零一六年 (Restated) (重列)
	Notes 附註	\$'000 千元	\$'000 千元
<b>Investing activities</b>	<b>投資業務</b>		
Increase in pledged and restricted bank deposits	已抵押及受限制銀行存款增加	(147,745)	(168,857)
(Increase)/decrease in statutory deposits	法定存款(增加)/減少	(465,261)	252,874
Increase in deposits at banks with original maturity more than three months	原到期日為三個月以上之銀行存款增加	(7,847,859)	(2,109,488)
(Increase)/decrease in amounts due from group companies	應收集團內公司款項(增加)/減少	(1,351)	35,115
Payment for purchase of securities classified as loans and receivables	購入被歸類為貸款及應收款項之證券付款	(36,994,231)	(35,386,551)
Proceeds from redemption of loans and receivables	贖回貸款及應收款項所得款項	30,026,126	22,359,059
Payment for purchase of held-to-maturity debt securities	購入持有至到期債務證券付款	(43,548,061)	(27,877,869)
Proceeds from redemption of held-to-maturity debt securities	贖回持有至到期債務證券所得款項	3,598,944	1,776,428
Payment for purchase of available-for-sale securities	購入可供出售證券付款	(181,687,718)	(62,940,796)
Proceeds from sale of available-for-sale securities	出售可供出售證券所得款項	147,832,103	55,379,877
Increase in securities purchased under resale agreements	買入返售證券增加	(1,677,912)	(380,999)
Increase/(decrease) in securities sold under repurchase agreements	賣出回購證券增加/(減少)	14,337,644	(15,915,433)
Interest income received	已收利息收入	16,687,214	15,823,533
Dividend income received	已收股息收入	2,221,954	1,974,116
Payment for purchase of property and equipment	購入物業及設備付款	(3,615,787)	(1,089,413)
Proceeds from sale of property and equipment	出售物業及設備所得款項	42,131	94,163
Payment for purchase of investment properties	購入投資物業付款	(492,511)	(862,315)
Payment for prepaid lease payments	支付預付租賃付款	(984,544)	-
Payment for purchase of associates and joint ventures	購入聯營公司及合營公司的付款	(4,436,261)	(286,191)
Dividend received from associates and joint ventures	聯營公司及合營公司股息收入	465,765	44,980
Proceeds from capital repayment or disposal of associates	聯營公司資本償還或出售聯營公司所得款項	467,174	16,413
Net cash outflow from acquisition of a subsidiary	收購附屬公司產生的現金流出淨額	(1,960,750)	(99,648)
<b>Net cash used in investing activities</b>	<b>投資業務所動用之現金淨額</b>	<b>(68,180,936)</b>	<b>(49,361,002)</b>

## Consolidated Statement of Cash Flows (Continued)

### 綜合現金流量表 (續)

for the year ended 31 December 2017

截至二零一七年十二月三十一日止年度

(Expressed in Hong Kong dollars)

(以港幣列示)

		2017 二零一七年	2016 二零一六年 (Restated) (重列)
	Notes 附註	\$'000 千元	\$'000 千元
<b>Financing activities</b>	<b>融資活動</b>		
Increase/(decrease) in amounts due to group companies	應付集團內公司款項增加/(減少)	296,526	(34,426)
Redemption of interest-bearing notes	贖回需付息票據	-	(358,089)
Proceeds from bank borrowings	募集銀行貸款淨額	549,552	600,000
Repayment of bank borrowings	償還銀行貸款	(2,288,770)	(215,406)
Distributions to holders of perpetual subordinated capital securities	向永續次級資本證券持有人分配	(254,517)	(254,199)
Capital injections made to subsidiaries by non-controlling shareholders	非控股股東向附屬公司注入資本	34,765	176,074
Dividend paid to TPG (HK) by a subsidiary acquired under merger accounting	一間以合併會計購入的附屬公司向太平集團(香港)支付股息	(59,658)	-
Dividend paid by subsidiaries to non-controlling interests	附屬公司向非控股股東派發股息	(517,742)	(683,870)
Interest paid	支付利息	(2,165,599)	(1,857,325)
Dividend paid	支付股息	(359,402)	-
<b>Net cash used in financing activities</b>	<b>融資活動所動用之現金淨額</b>	<b>(4,764,845)</b>	<b>(2,627,241)</b>
<b>Effect of changes in exchange rates</b>	<b>匯率轉變影響</b>	<b>1,913,939</b>	<b>(3,642,762)</b>
<b>Net increase/(decrease) in cash and cash equivalents</b>	<b>現金及現金等價物增加/(減少)淨額</b>	<b>708,301</b>	<b>(9,075,680)</b>
<b>Cash and cash equivalents at 1 January</b>	於一月一日的現金及現金等價物	<b>38,556,956</b>	47,632,636
<b>Cash and cash equivalents at 31 December</b>	於十二月三十一日的現金及現金等價物	<b>39,265,257</b>	38,556,956

The accompanying notes on page 134 to 325 form an integral part of these consolidated financial statements.

第134至325頁所附附註為本綜合財務報表的組成部份。

# Notes to the Consolidated Financial Statements

## 綜合財務報表附註

(Expressed in Hong Kong dollars)  
(以港幣列示)

### 1 SIGNIFICANT ACCOUNTING POLICIES, CHANGES IN ACCOUNTING POLICIES AND RESTATEMENT

#### Significant Accounting Policies

##### (a) Statement of compliance

The Company is a limited liability company incorporated in Hong Kong and its shares are listed on the Stock Exchange of Hong Kong Limited. The address of the registered office of the Company is disclosed in the corporate information section to the annual report.

The principal activities of the Company and its subsidiaries are disclosed in Note 17.

These financial statements have been prepared in accordance with all applicable Hong Kong Financial Reporting Standards (“HKFRSs”) and requirement of the Hong Kong Companies Ordinance (Cap. 622). The consolidated financial statements also comply with the applicable disclosure provisions of the Rules Governing the Listing of Securities on The Stock Exchange of Hong Kong Limited. A summary of the significant accounting policies adopted by the Group is set out below.

The presentation of financial statements in conformity with HKFRS requires the use of certain critical accounting estimates. It also requires management to exercise its judgement in the process of applying the group’s accounting policies. The areas involving a higher degree of judgement or complexity or areas where assumptions and estimates are significant to the consolidated financial statements are disclosed in the Note 51.

##### (b) Basis of preparation of the financial statements

The consolidated financial statements comprise the Company and its subsidiaries (together referred to as the “Group”).

The functional currency of the majority number of operating subsidiaries in the Group is RMB, the currency of the primary economic environment in which the respective entities in the Group operate. For the convenience of the consolidated financial statements users, the consolidated financial statements are presented in Hong Kong dollars.

### 1 主要會計政策、會計政策改變及重列

#### 主要會計政策

##### (a) 遵例聲明

本公司為於香港註冊成立的有限責任公司，其股份於香港聯合交易所有限公司上市。本公司之註冊辦事處及主要營業地點之地址於年報「集團資料」內披露。

本公司及其附屬公司之主要業務於附註17披露。

本財務報表乃按照所有適用的香港財務報告準則（「香港財務報告準則」）及香港《公司條例》（第622章）規定所編撰。綜合財務報表同樣遵守香港聯合交易所有限公司證券上市規則所規定之適用披露事項。本集團採用之主要會計政策概述如下。

根據香港財務報告準則規定編製財務報表需進行若干會計估計，而規定管理層在採用本集團會計政策時作出判斷。有關範圍涉及較高程度判斷或複雜性，或對綜合財務報表而言屬重大範疇之假設及估計，於附註51披露。

##### (b) 財務報表的編製基準

綜合財務報表包括本公司及其附屬公司（合稱為「本集團」）。

本集團內大部份營運附屬公司的功能貨幣為人民幣，功能貨幣為本集團有關實體公司經營的主要經濟環境內通行的貨幣。為方便綜合財務報表使用者，本綜合財務報表以港幣呈列。

# Notes to the Consolidated Financial Statements (Continued)

## 綜合財務報表附註 (續)

(Expressed in Hong Kong dollars)  
(以港幣列示)

### 1 SIGNIFICANT ACCOUNTING POLICIES, CHANGES IN ACCOUNTING POLICIES AND RESTATEMENT (Continued)

#### Significant Accounting Policies (Continued)

##### (b) Basis of preparation of the financial statements (Continued)

The measurement basis used in the preparation of the financial statements is the historical cost basis except that the following assets and liabilities are stated at their fair value or measured primarily based on actuarial methods as explained in the accounting policies are disclosed below:

##### Stated at fair value

- (i) investment properties;
- (ii) investments in debt and equity securities classified as available-for-sale, other than those carried at cost less impairment;
- (iii) investments in debt and equity securities classified as held-for-trading and designated at fair value through profit or loss;
- (iv) policyholder account assets in respect of unit-linked products; and
- (v) investment contract liabilities in respect of unit-linked products.

##### Measured primarily based on actuarial methods

- (i) life insurance contract liabilities;
- (ii) unearned premium provisions; and
- (iii) provision for outstanding claims.

Fair value is the price that would be received to sell an asset or paid to transfer a liability in an orderly transaction between market participants at the measurement date, regardless of whether that price is directly observable or estimated using another valuation technique. In estimating the fair value of an asset or a liability, the Group takes into account the characteristics of the asset or liability if market participants would take those characteristics into account when pricing the asset or liability at the measurement date. Fair value for measurement and/or disclosure purposes in these consolidated financial statements is determined on such a basis, except for share-based payment transactions that are within the scope of HKFRS 2, leasing transactions that are within the scope of HKAS 17, and measurements that have some similarities to fair value but are not fair value, such as net realisable value in HKAS 2 or value in use in HKAS 36.

### 1 主要會計政策、會計政策改變及重列 (續)

#### 主要會計政策 (續)

##### (b) 財務報表的編製基準 (續)

除以下資產及負債是以公允價值列賬或按精算方法計量外，本財務報表是以歷史成本作為編製基準。有關詳情於下列會計政策披露：

##### 以公允價值列賬

- (i) 投資物業；
- (ii) 歸類為可供出售的債務及股本證券投資，按成本減任何累計減值列賬的則除外；
- (iii) 持有作交易用途及指定為通過損益以反映公允價值的債務及股本證券投資；
- (iv) 有關投資連結產品之保單持有人資產；及
- (v) 有關投資連結產品之投資合約負債。

##### 主要是基於精算方法計量

- (i) 壽險合約負債；
- (ii) 未到期責任準備金；及
- (iii) 未決賠款準備。

公允價值是於計量日期市場參與者於有秩序交易中出售資產可收取或轉讓負債須支付的價格，而不論該價格是否直接可觀察或可使用其他估值技術估計。若市場參與者於計量日期對資產或負債定價時會考慮資產或負債的特性，則本集團於估計資產或負債的公允價值時會考慮該等特性。此等綜合財務報表中作計量及／或披露用途的公允價值乃按此基準釐定，惟屬於香港財務報告準則第2號範圍內的以股份付款的交易、屬於香港會計準則第17號範圍內的租賃交易，以及與公允價值有部份相若地方但並非公允價值的計量，譬如香港會計準則第2號內的可變現淨額或香港會計準則第36號的使用價值除外。



# Notes to the Consolidated Financial Statements (Continued)

## 綜合財務報表附註 (續)

(Expressed in Hong Kong dollars)  
(以港幣列示)

### 1 SIGNIFICANT ACCOUNTING POLICIES, CHANGES IN ACCOUNTING POLICIES AND RESTATEMENT (Continued)

#### Significant Accounting Policies (Continued)

##### (b) Basis of preparation of the financial statements (Continued)

###### Measured primarily based on actuarial methods (Continued)

In addition, for financial reporting purposes, fair value measurements are categorised into Level 1, 2 or 3 based on the degree to the fair value measurements are observable and the significance of the inputs to the fair value measurement in its entirety, which are described as follows:

- Level 1 inputs are quoted prices (unadjusted) in active markets for identical assets or liabilities that the entity can access at the measurement date;
- Level 2 inputs are inputs, other than quoted prices included within Level 1, that are observable for the asset or liability, either directly or indirectly; and
- Level 3 inputs are unobservable inputs for the asset or liability.

The preparation of financial statements in conformity with HKFRSs requires management to make judgements, estimates and assumptions that affect the application of policies and reported amounts of assets, liabilities, income and expenses. The estimates and associated assumptions are based on historical experience and various other factors that are believed to be reasonable under the circumstances, the results of which form the basis of making the judgements about carrying values of assets and liabilities that are not readily apparent from other sources. Actual results may differ from these estimates.

The estimates and underlying assumptions are reviewed on an ongoing basis. Revisions to accounting estimates are recognised in the period in which the estimate is revised if the revision affects only that period, or in the period of the revision and future periods if the revision affects both current and future periods.

Judgements made by management in the application of HKFRSs that have significant effect on the financial statements and estimates with a significant risk of material adjustment in the following year are discussed in Note 51.

### 1 主要會計政策、會計政策改變及重列 (續)

#### 主要會計政策 (續)

##### (b) 財務報表的編製基準 (續)

###### 主要是基於精算方法計量 (續)

此外，就財務報告而言，公允價值計量根據公允價值計量的輸入數據可觀察程度及公允價值計量的輸入數據對其整體的重要性分類為第一級、第二級或第三級，詳情如下：

- 第一級別的輸入變數是指個體能於計量日在活躍市場上得到已識別資產或負債的標價（不做任何調整）；
- 第二級別的輸入變數是指除包含在第一級別的標價以外，可直接或間接觀察得到的資產或負債的輸入變數；及
- 第三級別的輸入變數是指資產或負債不可觀察得到的輸入變數。

按《香港財務報告準則》之要求，在編製財務報表時，管理層須作判斷、估計及假設從而影響政策實施及資產、負債、收入及支出之呈報金額。有關估計及假設乃按在既定情況下可合理地相信，根據過往之經驗及其他因素，作出判斷那些未能從其他來源確定的資產及負債的賬面值。實際結果可能與此等估計不盡相同。

有關估計及假設須不斷檢討。若修訂只影響該修訂期，會計估計的修訂於該修訂期內確認；或如該修訂影響本期及未來會計期，則於修訂期及未來會計期確認。

在附註51內，已載有管理層估計《香港財務報告準則》對下年度的財務報表及估計有重大影響引致可能產生重大的調整風險。

# Notes to the Consolidated Financial Statements (Continued)

## 綜合財務報表附註 (續)

(Expressed in Hong Kong dollars)  
(以港幣列示)

### 1 SIGNIFICANT ACCOUNTING POLICIES, CHANGES IN ACCOUNTING POLICIES AND RESTATEMENT (Continued)

#### Significant Accounting Policies (Continued)

##### (c) Classification of contracts

###### (i) Insurance contracts

Contracts under which the Group accepts significant insurance risk from another party ("the policyholder") by agreeing to compensate the policyholder or other beneficiary if a specified uncertain future event ("the insured event") adversely affects the policyholder or other beneficiary are classified as insurance contracts. Insurance risk is risk other than financial risk that is transferred from the holder of a contract to the issuer. Financial risk is the risk of a possible future change in one or more of a specified interest rate, security price, commodity price, foreign exchange rate, index of prices or rates, credit rating or credit index or other variable, provided in the case of a non-financial variable that the variable is not specific to a party of the contract.

Insurance risk is significant if, and only if, an insured event could cause the Group to pay significant additional benefits. Once a contract is classified as an insurance contract it remains classified as an insurance contract until all rights and obligations are extinguished or have expired.

Some contracts of the Group have both the insurance and investment components. These contracts are unbundled into the respective components as disclosed in Note 1(d)(ix).

###### (ii) Investment contracts

Insurance policies that are not considered insurance contracts under HKFRS 4 are classified as investment contracts, which are accounted for under HKAS 39.

##### (d) Recognition and measurement of contracts

###### (i) Recognition of gross premiums written

Gross premiums written in respect of life insurance contracts are recognised as revenue when due from the policyholders. Gross premiums written from short-term accident and health insurance contracts are recognised when written.

### 1 主要會計政策、會計政策改變及重列 (續)

#### 主要會計政策 (續)

##### (c) 合約分類

###### (i) 保險合約

倘將來特定的不確定事件(「承保事件」)對另一方(「保單持有人」)有不利影響,而本集團透過合約接受來自該保單持有人或受益人的重大保險風險並同意賠償該保單持有人或受益人,該等合約歸類為保險合約。保險風險為由合約持有人轉移至發行人的財務風險以外之風險。財務風險指特定利率、證券價格、商品價格、匯率、價格或利率指數、信貸評級或信貸指數或其他變量等等的其中一項或多項將來可能出現變動的風險,惟倘為非財務變量,則並非專門針對合約的某一訂約方。

當且僅當承保事件可能引致本集團賠付重大額外利益時,保險風險乃屬重大。一旦合約歸類為保險合約,在全部權利及義務獲解除或屆滿前,其將一直歸類為保險合約。

本集團一些合約包含保險及投資部份。這些合約需要按附註1(d)(ix)披露分拆有關部份。

###### (ii) 投資合約

根據香港財務報告準則第4號而不被視為保險合約之保單歸類為投資合約,並根據香港會計準則第39號列賬。

##### (d) 合約確認及計量

###### (i) 毛承保保費之確認

有關人壽保險合約的毛承保保費,於應收保單持有人時確認為收入。短期意外及健康險合約的毛承保保費,於承保時記入。

# Notes to the Consolidated Financial Statements (Continued)

## 綜合財務報表附註 (續)

(Expressed in Hong Kong dollars)  
(以港幣列示)

### 1 SIGNIFICANT ACCOUNTING POLICIES, CHANGES IN ACCOUNTING POLICIES AND RESTATEMENT (Continued)

#### Significant Accounting Policies (Continued)

##### (d) Recognition and measurement of contracts (Continued)

###### (i) Recognition of gross premiums written (Continued)

Gross premiums written in respect of property and casualty insurance contracts are recognised as revenue when the amount is determined, which is generally when the risk commences.

Gross premiums written in respect of reinsurance contracts reflect business written during the Year, and exclude any taxes or duties based on premiums. Premiums written include estimates for “pipeline” premiums and adjustments to estimates of premiums written in previous years.

Gross premiums written in respect of investment contracts and the investment component of unbundled contracts are accounted for as deposits and booked directly to a liability account.

###### (ii) Life insurance contract liabilities

Life insurance contract liabilities, other than universal life and unit-linked insurance contracts, are determined using a gross premium approach plus a residual margin. Under the gross premium approach, the assumptions used in the actuarial valuation of life insurance contract liabilities reflect the management’s assessment of the expected best estimate of future policy cash flows subject to allowance for risk. The residual margin is estimated so that, after considering the effects of acquisition costs related to the acquisition of new business, including but not limited to commissions, underwriting, marketing and policy issue expenses, no gain or loss will be recognised on the initial recognition of the life insurance contract. Profits are expected to emerge over the life of the insurance contracts as the residual margins are released over the life of the contracts in proportion to insurance policies in force and as the allowance for risk is released.

###### (iii) Unearned premium provisions

The unearned premium provisions comprise the proportion of gross premiums written which is estimated to be earned in the following or subsequent financial years, computed on a time-apportioned basis, adjusted if necessary to reflect any variation in the incidence of risk during the period covered by the contract.

### 1 主要會計政策、會計政策改變及重列 (續)

#### 主要會計政策 (續)

##### (d) 合約確認及計量 (續)

###### (i) 毛承保保費之確認 (續)

有關財產保險合約的毛承保保費於數額釐定後確認為收入，一般為風險開始時。

有關再保險合約的毛承保保費可反映本年度內已承保的保險業務，並經扣除任何保費稅項或稅務。承保保費包括「在途」保費估計及對過往年度承保保費估計作出的調整。

有關投資合約及已分拆合約的投資部份之毛承保保費按存款計入並直接於負債賬項入賬。

###### (ii) 壽險合約負債

除萬能壽險及投資連結保險合約以外的壽險合約負債乃以毛承保保費計算法加上剩餘價差釐定。根據毛承保保費計算法，壽險合約負債精算估值之假設是反映管理層對未來保單現金流量所作出之預期最佳估計，以提撥風險準備。剩餘價差已考慮到獲得新業務的相關成本，包括但不限於佣金、承保、市場推廣及簽發保單之費用後，不會於首次確認壽險合約時確認任何損益估計。當剩餘價差在保單期內按有效保單及風險準備釋放之比例釋放，溢利預計將會在保險合約期內顯現。

###### (iii) 未到期責任準備金

未到期責任準備金包括毛承保保費中估計將於下個或其後財政年度賺取的部份，按時間劃分進行計算，如有必要，可予以調整，以反映合約承保期內風險產生的任何變動。

# Notes to the Consolidated Financial Statements (Continued)

## 綜合財務報表附註 (續)

(Expressed in Hong Kong dollars)  
(以港幣列示)

### 1 SIGNIFICANT ACCOUNTING POLICIES, CHANGES IN ACCOUNTING POLICIES AND RESTATEMENT (Continued)

#### Significant Accounting Policies (Continued)

##### (d) Recognition and measurement of contracts (Continued)

###### (iv) Provision for outstanding claims

Provision for outstanding claims comprises provision for the Group's estimate of the ultimate cost of settling all claims incurred but unpaid at the end of the reporting period, whether reported or not, and related internal and external claims handling expenses and an appropriate prudential margin. Provision for outstanding claims is assessed by reviewing individual claims and making allowance for claims incurred but not yet reported, the effect of both internal and external foreseeable events, such as changes in claims handling procedures, inflation, judicial trends, legislative changes and past experience and trends. Adjustments to claims provisions established in prior years are reflected in the consolidated financial statements for the year in which the adjustments are made and disclosed separately if material. The methods used, and the estimates made, are reviewed regularly.

###### (v) Liability adequacy test

At the end of each reporting period, liability adequacy tests are performed to determine if the life insurance contract liabilities are adequate. Current best estimates of all future contractual cash flows and related expenses, such as claims handling expenses are used in performing these tests. Any deficiency is recognised in the consolidated statement of profit or loss for the current year.

Provision is made for unexpired risks arising from property and casualty insurance contracts and reinsurance contracts where the expected value of claims and expenses attributable to the unexpired periods of policies in force at the end of the reporting period exceeds the unearned premium provisions in relation to such policies. The unexpired risk provision, which is included in provision for outstanding claims at the reporting date, is calculated by reference to classes of business which are managed together, after taking into account the future investment return on investments held to back the unearned premium provisions and the unexpired risk provision.

### 1 主要會計政策、會計政策改變及重列 (續)

#### 主要會計政策 (續)

##### (d) 合約確認及計量 (續)

###### (iv) 未決賠款準備

未決賠款準備包括就本集團於報告期末已產生但尚未支付(不論是否已申報)的全部賠款最終結算成本所估計作出的準備,及相關內部及外部賠款處理費用以及合適的保守利潤。評估未決賠款準備時,需對個別賠款進行審核,並對已發生但尚未申報的賠款、內部及外部可預見事件(如賠款處理程序變動、通脹、司法趨勢、立法變動及過往經驗及趨勢等)的影響提撥準備。對於過往年度賠款準備作出的調整載於作出該等調整年度的綜合財務報表,如屬重大,須分開披露。所採用的方法及所作估計會定期檢討。

###### (v) 負債充足性測試

於各報告期末,本集團均會進行負債充足性測試,以確定壽險責任負債是否充足。在進行該等測試時,將採用目前對例如賠款處理費用等所有將來的合約現金流及相關費用的當期最佳估計以及就壽險合約負債所持資產的投資收入。任何虧絀會於當年的損益表內確認。

倘於報告期末未到期的有效保單應佔賠款及開支的估計價值超過就相關保單作出的未到期責任準備金,則會就財產保險合約及再保險合約的未到期風險提撥準備。包含於報告日期之未決賠款準備內的未到期風險準備金,乃參照與其一併管理的業務種類,並經計及為進行未到期責任準備金及未到期風險準備金而持有投資的未來投資回報計算。

# Notes to the Consolidated Financial Statements (Continued)

## 綜合財務報表附註 (續)

(Expressed in Hong Kong dollars)  
(以港幣列示)

### 1 SIGNIFICANT ACCOUNTING POLICIES, CHANGES IN ACCOUNTING POLICIES AND RESTATEMENT (Continued)

#### Significant Accounting Policies (Continued)

##### (d) Recognition and measurement of contracts (Continued)

###### (vi) Investment contracts liabilities

Investment contract liabilities of the Group include liabilities arising from investment contracts that carry no significant insurance risk and also investment components of universal life contracts and unit-linked contracts that carry no significant insurance risk.

The liability of the investment component of an unbundled universal life contract is measured at amortised cost using effective interest rate while the liability arising from unit-linked contract is measured at fair value. The liability for the insurance component is calculated as the excess, if positive, of a gross premium liability over the account value.

Assets related to unit-linked contracts are presented as "policyholder account assets in respect of unit-linked products" and are presented separately from the rest of the Group's assets. The liability for such contracts is adjusted for all changes in their fair value of the underlying assets.

###### (vii) Policyholders' benefits

Policyholders' benefits include maturities, annuities, surrenders, claims and claims handling expenses, and policyholder dividend allocated in anticipation of a dividend declaration. Maturity and annuity claims are recognised as an expense when due for payment. Surrender claims are recognised when due for payments. Claims are recognised when notified but not settled and an estimate is made for claims incurred but not reported at the reporting date. Policyholder dividends are recognised when declared.

###### (viii) Embedded derivatives in insurance contracts

The Group has taken advantage of the exemptions available in HKFRS 4, Insurance Contracts, not to separate and fair value a policyholder's option to surrender an insurance contract for a fixed amount (or for an amount based on a fixed amount and an interest rate) even if the exercise price differs from the carrying amount of the host insurance liability.

### 1 主要會計政策、會計政策改變及重列 (續)

#### 主要會計政策 (續)

##### (d) 合約確認及計量 (續)

###### (vi) 投資合約負債

本集團的投資合約負債包括沒有附帶重大保險風險的投資合約及萬能壽險合約及投資連結合約的投資部份所產生之負債。

萬能壽險合約已分拆投資部份之負債按有效利率方法計算之攤銷成本計量，而投資連結合約之負債按公允價值計量。保險部份之負債，按毛承保保費責任超過賬值的部份計算（如屬正數）。由於萬能壽險合約及投資連結合約的保險部份之負債非常少，因此整份合約歸類為投資合約。

有關投資連結合約的資產以「有關投資連結產品之保單持有人賬戶資產」呈列，並與本集團其他資產分開呈列。

###### (vii) 保單持有人利益

保單持有人利益包括到期、年金、退保、賠款及賠款處理費用，以及按預期宣派及配發予保單持有人的紅利。到期及年金賠款於滿期給款時確認為開支。退保賠款於支付時予以確認。賠款於獲通知但未支付時予以確認及已發生但於結算日尚未報告時以估算確認。保單持有人的紅利於宣派時確認。

###### (viii) 嵌入在保險合約的衍生工具

本集團利用香港財務報告準則第4號「保險合約」的豁免，即使保單持有人的保險合約定額退保選擇權（或基於定額及利率的數額）的行使價與主保險合約負債的賬面值有所差異，此退保選擇權無需與主保險合約負債分離及按公允價值調整。

# Notes to the Consolidated Financial Statements (Continued)

## 綜合財務報表附註 (續)

(Expressed in Hong Kong dollars)  
(以港幣列示)

### 1 SIGNIFICANT ACCOUNTING POLICIES, CHANGES IN ACCOUNTING POLICIES AND RESTATEMENT (Continued)

#### Significant Accounting Policies (Continued)

##### (d) Recognition and measurement of contracts (Continued)

###### (ix) Unbundling

The Group unbundles the investment component of insurance contracts when the Group can measure separately the investment component. Receipts and payments such as premiums, policy benefit and claims relating to the investment component, except for the policy fee income which is recognised in accordance with HKAS 18, are not recognised in the consolidated statement of profit or loss but as financial assets and financial liabilities. The financial assets or financial liabilities arising from the investment component are accounted for under HKAS 39.

###### (x) Reinsurance

The Group cedes insurance/reinsurance in the normal course of business for the purpose of limiting its net loss potential through the diversification of its risks. Assets, liabilities, income and expense arising from ceded insurance/reinsurance contracts are presented separately from the assets, liabilities, income and expense arising from the related insurance contracts because the reinsurance arrangements do not relieve the Group from its direct obligations to its policyholders.

Only contracts that give rise to a significant transfer of insurance risk are accounted for as reinsurance contracts. Rights under contracts that do not transfer significant insurance risk are accounted for as financial instruments.

The benefits to which the Group is entitled under its reinsurance contracts held are recognised as reinsurance assets. These assets consist of balances due from reinsurers, as well as other receivables (classified as reinsurance assets) that are dependent on the expected claims and benefits arising under related reinsured insurance contracts. Amounts recoverable from or due to reinsurers are measured consistently with the amounts associated with the reinsured insurance contracts and in accordance with the terms of each reinsurance contract. Reinsurance liabilities are primarily premiums payable for reinsurance contracts, which are recognised as an expense when due.

### 1 主要會計政策、會計政策改變及重列 (續)

#### 主要會計政策 (續)

##### (d) 合約確認及計量 (續)

###### (ix) 分拆

如投資部份可分開計量，本集團將分拆保險合約的投資部份。有關投資部份的收入及支出，如保費、保單利益及賠款，除保單費收入按香港會計準則第18號確認外，並不在綜合損益表內確認，而確認為金融資產及金融負債。來自投資部份的金融資產及金融負債按香港會計準則第39號計入。

###### (x) 再保險

本集團在日常業務過程中會分出保險／再保險以分散風險，以限制其潛在賠款淨額。來自已分出保險／再保險合約的資產、負債、收入及開支與有關保險合約的相關資產、負債、收入及開支分開呈列，原因為再保險安排並無解除本集團對保單持有人的直接責任。

只有引致保險風險大部份轉移的合約，方可列作再保險合約。合約下並無轉移大部份保險風險的權利列作金融工具。

本集團依據持有的再保險合同而擁有的保險利益為再保險資產。這些資產包括取決於有關再保險合約之預期賠款及利益而引致的分保公司應收款及其他應收款（列為再保險資產）。分保公司的應收應付金額與有關再保險合同的約定金額一致並滿足再保險合同條款的規定。再保險負債主要是再保險合同的應付分保費，並在到期時確認為費用。

# Notes to the Consolidated Financial Statements (Continued)

## 綜合財務報表附註 (續)

(Expressed in Hong Kong dollars)  
(以港幣列示)

### 1 SIGNIFICANT ACCOUNTING POLICIES, CHANGES IN ACCOUNTING POLICIES AND RESTATEMENT (Continued)

#### Significant Accounting Policies (Continued)

##### (d) Recognition and measurement of contracts (Continued)

###### (x) Reinsurance (Continued)

Amounts due/recoverable under reinsurance and the reinsurers' share of insurance contract provisions are assessed for impairment at end of each reporting period. Such assets are deemed impaired if there is objective evidence, as a result of an event that occurred after its initial recognition, that the Group may not recover all amounts due and that the event has a reliably measurable impact on the amounts that the Group will receive from the reinsurers. The impairment loss is calculated following the same method used for financial assets held at amortised cost and the carrying amount is reduced through the use of an allowance account similar to insurance receivables.

###### (xi) Commission

Commission include both amounts paid or payable to agents and brokers and amounts received or receivable from reinsurers. Commission expense is accounted for when paid or payable and therefore varies in line with insurance premiums written.

##### (e) Basis of consolidation

The consolidated financial statements incorporate the financial statements of the Company and entities controlled by the Company and its subsidiaries. Control is achieved when the Company:

- has power over the investee;
- is exposed, or has rights, to variable returns from its involvement with the investee; and
- has the ability to use its power to affect its returns.

### 1 主要會計政策、會計政策改變及重列 (續)

#### 主要會計政策 (續)

##### (d) 合約確認及計量 (續)

###### (x) 再保險 (續)

再保險應收/可收回款項及分保公司應佔保險合約準備均會於各報告期末進行減值評估。倘有客觀證據顯示，於該資產初次被確認後發生了一些事件，令本集團不可收回全部到期款項以及該事件可對本集團從分保公司收取的金額造成可靠地計量的影響。減值是按攤銷成本持有之金融資產所採用之相同方法計算，其賬面值透過準備賬沖減，與保險應收賬款相似。

###### (xi) 佣金

佣金包括應付或已付代理及經紀之金額及應收或已收再保險商之金額。佣金支出於支付或應付時計入。因此，計入方法會隨承保保費的種類而有所不同。

##### (e) 綜合基準

綜合財務報表包括本公司及由本公司控制之個體及附屬公司之財務報表。控制權被定為擁有，當本公司：

- 可對被投資者行使權力；
- 從參與被投資者之業務獲得或有權獲得可變回報；及
- 有能力藉對被投資者行使其權力而影響其回報。

# Notes to the Consolidated Financial Statements (Continued)

## 綜合財務報表附註 (續)

(Expressed in Hong Kong dollars)  
(以港幣列示)

### 1 SIGNIFICANT ACCOUNTING POLICIES, CHANGES IN ACCOUNTING POLICIES AND RESTATEMENT (Continued)

#### Significant Accounting Policies (Continued)

##### (e) Basis of consolidation (Continued)

The Group reassesses whether or not it controls an investee if facts and circumstances indicate that there are changes to one or more of the three elements of control listed above.

Consolidation of a subsidiary begins when the Group obtains control over the subsidiary and ceases when the Group loses control of the subsidiary. Specifically, income and expenses of a subsidiary acquired or disposed of during the year, except those acquired under common control combinations for which merger accounting method is used, are included in the consolidated statement of profit or loss and other comprehensive income from the date the Group gains control until the date when the Group ceases to control the subsidiary.

Profit or loss and each item of other comprehensive income are attributed to the owners of the Company and to the non-controlling interests. Total comprehensive income of subsidiaries is attributed to the owners of the Company and to the non-controlling interests even if this results in the non-controlling interest having a deficit balance.

Where necessary, adjustments are made to the financial statements of subsidiaries to bring their accounting policies into line with the Group's accounting policies.

All intra-group assets and liabilities, equity, income, expenses and cash flows relating to transactions between members of the Group are eliminated on consolidation.

#### Changes in the Group's ownership interests in existing subsidiaries

Changes in the Group's ownership interests in existing subsidiaries that do not result in the Group losing control over the subsidiaries are accounted for as equity transactions. The carrying amounts of the Group's interests and the non-controlling interests are adjusted to reflect the changes in their relative interests in the subsidiaries. Any difference between the amount by which the non-controlling interests are adjusted and the fair value of the consideration paid or received is recognised directly in equity and attributed to owners of the Company.

### 1 主要會計政策、會計政策改變及重列 (續)

#### 主要會計政策 (續)

##### (e) 綜合基準 (續)

若上述三項因素中之一項或多項出現變化，本公司將重新評估其是否對被投資者擁有控制權。

附屬公司之綜合由本公司對附屬公司擁有控制權開始，並於本公司失去對附屬公司的控制權時終止。尤其是對於本年度內所收購或出售一間附屬公司之收入及開支，除共同控制合併者使用合併會計法外，將由本公司獲得控制權日期起直至本公司終止控制附屬公司當日止計入綜合損益及其他全面收益表。

各損益及其他全面收益項目乃分配至本公司擁有人及非控股權益。附屬公司的全面收益總額乃分配至本公司擁有人及非控股權益，即使此舉導致非控股權益出現虧絀結餘。

如有需要，會對附屬公司之財務報表作出調整，以使其會計政策與本集團會計政策一致。

有關本集團股東之間的所有集團內資產及負債、權益、收入、開支及現金流量均於綜合賬目時全面對銷。

#### 本集團於現有附屬公司擁有權之變動

本集團於現有附屬公司擁有權出現並無導致本集團失去該等附屬公司的控制權之變動，均以權益交易入賬。本集團之權益與非控股股東權益之賬面值均予以調整，以反映彼等於附屬公司之相關權益之變動。非控股股東權益所調整之款額與所付或所收代價之公允價值兩者之間的差額，均直接於權益確認並歸屬於本公司股東。



# Notes to the Consolidated Financial Statements (Continued)

## 綜合財務報表附註 (續)

(Expressed in Hong Kong dollars)  
(以港幣列示)

### 1 SIGNIFICANT ACCOUNTING POLICIES, CHANGES IN ACCOUNTING POLICIES AND RESTATEMENT (Continued)

#### Significant Accounting Policies (Continued)

##### (e) Basis of consolidation (Continued)

###### Changes in the Group's ownership interests in existing subsidiaries (Continued)

When the Group loses control of a subsidiary, a gain or loss is recognised in profit or loss and is calculated as the difference between (i) the aggregate of the fair value of the consideration received and the fair value of any retained interest and (ii) the previous carrying amount of the assets (including goodwill), and the liabilities of the subsidiary and any non-controlling interests. All amounts previously recognised in other comprehensive income in relation to that subsidiary are accounted for as if the Group had directly disposed of the related assets or liabilities of the subsidiary (i.e. reclassified to profit or loss or transferred to another category of equity as specified/permitted by applicable HKFRSs). The fair value of any investment retained in the former subsidiary at the date when control is lost is regarded as the fair value on initial recognition for subsequent accounting under HKAS 39, when applicable, the cost on initial recognition of an investment in an associate or a joint venture.

In the Company's statement of financial position, an investment in a subsidiary is stated at cost less impairment losses (Note 1(o)). The results of subsidiaries are accounted for by the Company on the basis of dividends received or receivable.

##### (f) Associates and joint ventures

An associate is an entity over which the Group has significant influence. Significant influence is the power to participate in the financial and operating policy decisions of the investee but is not control or joint control over those policies.

A joint venture is a joint arrangement whereby the parties that have joint control of the arrangement have rights to the net assets of the joint arrangement. Joint control is the contractually agreed sharing of control of an arrangement, which exists only when decision about the relevant activities require unanimous consent of the parties sharing control.

### 1 主要會計政策、會計政策改變及重列 (續)

#### 主要會計政策 (續)

##### (e) 綜合基準 (續)

###### 本集團於現有附屬公司擁有權之變動 (續)

當本集團失去一間附屬公司的控制權時，盈虧於損益內確認，並按：(i) 已收代價公允價值及任何保留權益公允價值總額與(ii) 資產（包括商譽）的先前賬面值及附屬公司的負債及任何非控股權益之間的差額計算。所有先前於其他全面收益就該附屬公司確認的金額會予以入賬，猶如本集團已直接出售該附屬公司的相關資產及負債（即按適用香港財務報告準則的規定／許可重新分類至損益或轉撥至另一類權益）。於失去控制權當日在前附屬公司保留的任何投資的公允價值，會根據香港會計準則第39號，在其後入賬時被列作首次確認的公允價值，或（如適用）首次確認於聯營公司或合營公司的投資的成本。

在本公司的財務狀況表中，附屬公司投資是以成本減去減值（附註1(o)）列賬。本公司把附屬公司之業績按已收及應收股息入賬。

##### (f) 聯營公司及合營公司

聯營公司是指本集團對一個個體有重大影響。重大影響是指有權參與被投資者的財政及營運政策的決策但並不能夠控制或共同控制這些政策。

合營公司指一項聯合安排，對安排擁有共同控制權的訂約方據此對聯合安排的淨資產擁有權利。共同控制是指按照合約約定對某項安排所共有的控制，共同控制僅在當相關活動要求共同享有控制權的各方作出一致同意的決定時存在。

# Notes to the Consolidated Financial Statements (Continued)

## 綜合財務報表附註 (續)

(Expressed in Hong Kong dollars)  
(以港幣列示)

### 1 SIGNIFICANT ACCOUNTING POLICIES, CHANGES IN ACCOUNTING POLICIES AND RESTATEMENT (Continued)

#### Significant Accounting Policies (Continued)

##### (f) Associates and joint ventures (Continued)

The results and assets and liabilities of associates or joint venture are incorporated in these consolidated financial statements using the equity method of accounting, except when the investment, or a portion thereof, is classified as held for sale, in which case it is accounted for in accordance with HKFRS 5. Under the equity method, an investment in an associate or a joint venture is initially recognised in the consolidated statement of financial position at cost and adjusted thereafter to recognise the Group's share of the profit or loss and other comprehensive income of the associate or joint venture. When the Group's share of losses of an associate or a joint venture exceeds the Group's investment in that associate or joint venture, including any other unsecured receivables, the Group discontinues recognising its share of further losses. Additional losses are recognised only to the extent that the Group has incurred legal or constructive obligations or made payments on behalf of the associate or joint venture.

An investment in an associate or a joint venture is accounted for using the equity method from the date on which the investee becomes an associate or a joint venture. On acquisition of the investment in an associate or a joint venture, any excess of the cost of the investment over the Group's share of the net fair value of the identifiable assets and liabilities of the investee is recognised as goodwill, which is included within the carrying amount of the investment. Any excess of the Group's share of the net fair value of the identifiable assets and liabilities over the cost of the investment, after reassessment, is recognised immediately in profit or loss in the period in which the investment is acquired.

The requirements of HKAS 39 are applied to determine whether it is necessary to recognise any impairment loss with respect to the Group's investment in an associate or a joint venture. When necessary, the entire carrying amount of the investment (including goodwill) is tested for impairment in accordance with HKAS 36 *Impairment of Assets* as a single asset by comparing its recoverable amount (higher of value in use and fair value less costs to sell) with its carrying amount. Any impairment loss recognised forms part of the carrying amount of the investment. Any reversal of that impairment loss is recognised in accordance with HKAS 36 to the extent that the recoverable amount of the investment subsequently increases.

### 1 主要會計政策、會計政策改變及重列 (續)

#### 主要會計政策 (續)

##### (f) 聯營公司及合營公司 (續)

聯營公司或合營公司之業績、資產及負債均採用權益會計法計入綜合財務報表，惟投資或其中部份被分類為待出售資產，在這種情況下，根據香港財務報告準則第5號記賬。按照權益法，於聯營公司的投資初步在綜合財務狀況表按成本確認，並於其後就確認本集團應佔該等聯營公司之損益及其他全面收益作出調整。倘本集團對某一聯營公司所承擔之虧損超過對該聯營公司所享權益，（其中包括任何長期利息基本上成為本集團於聯營公司的淨投資的一部份）本集團停止確認其分佔之進一步虧損。僅當本集團招致司法或引申債務或代表聯營公司支付時，才對額外虧損額進行撥備。

投資聯營公司或合營公司是由被投資者成為聯營公司或合營公司當日起以權益會計法入賬。當收購投資聯營公司或合營公司，任何投資成本比本集團應佔被投資者的可識別資產及負債之淨公平值高出之差額便確認為商譽，已包括在投資的賬面值中。任何本集團應佔的可識別資產及負債之淨公平值比投資成本高出之差額，於重新評估後，立即於收購投資時於損益表中確認。

香港會計準則第39號之規定予以應用，以釐定是否需要就本集團於聯營公司或合營公司之投資確認任何減值。於需要時，該項投資之全部賬面值（包括商譽）會根據香港會計準則第36號「資產減值」以單一資產的方式進行減值測試，方法是比較其可收回金額（即使用價值與公允價值減出售成本之較高者）與賬面值。任何已確認之減值構成該項投資之賬面值的一部份，有關減值之任何撥回乃於該項投資之可收回金額其後增加之情況根據香港會計準則第36號確認。

# Notes to the Consolidated Financial Statements (Continued)

## 綜合財務報表附註 (續)

(Expressed in Hong Kong dollars)  
(以港幣列示)

### 1 SIGNIFICANT ACCOUNTING POLICIES, CHANGES IN ACCOUNTING POLICIES AND RESTATEMENT (Continued)

#### Significant Accounting Policies (Continued)

##### (f) Associates and joint ventures (Continued)

The Group discontinues the use of the equity method from the date when the investment ceases to be an associate or a joint venture, or when the investment (or a portion thereof) is classified as held for sale. When the Group retains an interest in a former associate or joint venture and the retained interest is a financial asset, the Group measures the retained interest at fair value at that date and the fair value is regarded as its fair value on initial recognition in accordance with HKAS 39. The difference between the carrying amount of the associate or joint venture at the date the equity method was discontinued, and the fair value of any retained interest and any proceeds from disposing of a part interest in the associate or joint venture is included in the determination of the gain or loss on disposal of the associate or joint venture. In addition, the Group accounts for all amounts previously recognised in other comprehensive income in relation to that associate or joint venture on the same basis as would be required if that associate had directly disposed of the related assets or liabilities. Therefore, if a gain or loss previously recognised in other comprehensive income by that associate or joint venture would be reclassified to profit or loss on the disposal of the related assets or liabilities, the Group reclassifies the gain or loss from equity to profit or loss (as a reclassification adjustment) when the equity method is discontinued.

The Group continues to use the equity method when an investment in an associate becomes an investment in a joint venture or an investment in a joint venture becomes an investment in an associate. There is no remeasurement to fair value upon such changes in ownership interests.

When the Group reduces its ownership interest in an associate or a joint venture but the Group continues to use the equity method, the Group reclassifies to profit or loss the proportion of the gain or loss that had previously been recognised in other comprehensive income relating to that reduction in ownership interest if that gain or loss would be reclassified to profit or loss on the disposal of the related assets or liabilities.

### 1 主要會計政策、會計政策改變及重列 (續)

#### 主要會計政策 (續)

##### (f) 聯營公司及合營公司 (續)

於投資不再作為聯營公司或合營公司當日或投資(或其一部份)分類為持作出售當日,本集團終止使用權益法。當本集團保留於前聯營公司或合營公司的權益,且保留權益為金融資產時,則本集團於當日按公允價值計量保留權益,而公允價值則被視為根據香港會計準則第39號首次確認時的公允價值。聯營公司或合營公司於終止使用權益法當日的賬面值與任何保留權益的公允價值及出售聯營公司或合營公司部份權益所得任何所得款項之間的差額,乃計入釐定出售聯營公司或合營公司的損益。此外,倘該聯營公司或合營公司直接出售相關資產或負債,則本集團可能需要按相同基準計入有關該聯營公司或合營公司的以往於其他全面收益確認的所有金額。因此,倘聯營公司或合營公司以往於其他全面收益確認的損益重新分類為出售相關資產或負債的損益,則本集團將於終止使用權益法時將權益盈虧重新分類至損益(列作重新分類調整)。

當於聯營公司的投資成為對合營公司的投資或於合營公司的投資成為對聯營公司的投資時,本集團繼續使用權益法。於發生該等所有權變動時,不會對公允價值進行重新計量。

當本集團削減於聯營公司或合營公司的所有權權益但繼續使用權益法時,倘以往於其他全面收益確認有關削減所有權權益的盈虧部分將於出售相關資產或負債時重新分類至損益,則本集團會將該盈虧重新分類至損益。

# Notes to the Consolidated Financial Statements (Continued)

## 綜合財務報表附註 (續)

(Expressed in Hong Kong dollars)  
(以港幣列示)

### 1 SIGNIFICANT ACCOUNTING POLICIES, CHANGES IN ACCOUNTING POLICIES AND RESTATEMENT (Continued)

#### Significant Accounting Policies (Continued)

##### (f) Associates and joint ventures (Continued)

When a group entity transacts with its associate or joint venture of the Group (such as a sale or contribution of assets), profits and losses resulting from the transactions with the associates or joint venture are recognised in the Group's consolidated financial statements only to the extent of interests in the associate or joint venture that are not related to the Group.

In the Company's statement of financial position, its investments in associates are stated at cost less impairment losses (Note 1(o)). The results of associates are accounted for by the Company on the basis of dividends received or receivable.

##### (g) Business combinations and goodwill

###### (i) Business combinations

Acquisitions of businesses are accounted for using the acquisition method. The consideration transferred in a business combination is measured at fair value, which is calculated as the sum of the acquisition-date fair values of the assets transferred by the Group, liabilities incurred by the Group to the former owners of the acquiree and the equity interests issued by the Group in exchange for control of the acquiree. Acquisition-related costs are generally recognised in profit or loss as incurred.

At the acquisition date, the identifiable assets acquired and the liabilities assumed are recognised at their fair value at the acquisition date, except that:

- deferred tax assets or liabilities and liabilities or assets related to employee benefit arrangements are recognised and measured in accordance with HKAS 12 *Income Taxes* and HKAS 19 *Employee Benefits* respectively;
- liabilities or equity instruments related to share-based payment arrangements of the acquiree or share-based payment arrangements of the Group entered into to replace share-based payment arrangements of the acquiree are measured in accordance with HKFRS 2 *Share-based Payment* at the acquisition date; and
- assets (or disposal groups) that are classified as held for sale in accordance with HKFRS 5 *Noncurrent Assets Held for Sale and Discontinued Operations* are measured in accordance with that Standard.

### 1 主要會計政策、會計政策改變及重列 (續)

#### 主要會計政策 (續)

##### (f) 聯營公司及合營公司 (續)

倘一集團實體與其聯營公司及合營公司交易，與該聯營公司及合營公司交易（如出售或投入資產）所產生之損益只會在有關聯營公司及合營公司之權益與本集團無關的情況下，才會在本集團之綜合財務報表確認。

本公司財務狀況表所示於聯營公司的投資，是按成本減去減值入賬（附註1(o)）。本公司將聯營公司之業績按已收及應收股息入賬。

##### (g) 業務合併及商譽

###### (i) 業務合併

收購業務採用收購法入賬。業務合併之收購代價按公允價值計量，而計算方法為本集團所轉讓之資產、本集團向被收購方原股東產生之負債及本集團於交換被收購方之控制權發行之股權之總額。有關收購之費用一般於產生時確認於損益中。

所收購之可識別資產及所承擔之負債乃於收購日按公允價值確認，惟以下情況除外：

- 遞延稅項資產或負債及僱員福利安排所產生之資產或負債分別按香港會計準則第12號「所得稅」及第19號「僱員福利」確認及計量；
- 與被收購方以股份為基礎之付款支出安排有關或以本集團以股份為基礎之付款安排取代被收購方以股份為基礎之付款支出安排有關之負債及權益工具，乃於收購日期按香港財務報告準則第2號「以股份為本之付款」計量；及
- 根據香港財務報告準則第5號「持有待出售之非流動資產及終止業務」分類為持有待出售之資產（或出售組別）根據該準則計量。

# Notes to the Consolidated Financial Statements (Continued)

## 綜合財務報表附註 (續)

(Expressed in Hong Kong dollars)  
(以港幣列示)

### 1 SIGNIFICANT ACCOUNTING POLICIES, CHANGES IN ACCOUNTING POLICIES AND RESTATEMENT (Continued)

#### Significant Accounting Policies (Continued)

##### (g) Business combinations and goodwill (Continued)

###### (i) Business combinations (Continued)

Goodwill is measured as the excess of the sum of the consideration transferred, the amount of any non-controlling interests in the acquiree, and the fair value of the acquirer's previously held equity interest in the acquiree (if any) over the net of the acquisition-date amounts of the identifiable assets acquired and the liabilities assumed. If, after assessment, the net of the acquisition-date amounts of the identifiable assets acquired and liabilities assumed exceeds the sum of the consideration transferred, the amount of any non-controlling interests in the acquiree and the fair value of the acquirer's previously held interest in the acquiree (if any), the excess is recognised immediately in profit or loss as a bargain purchase gain.

Non-controlling interests that are present ownership interests and entitle their holders to a proportionate share of the entity's net assets in the event of liquidation may be initially measured either at fair value or at the non-controlling interests' proportionate share of the recognised amounts of the acquiree's identifiable net assets. The choice of measurement basis is made on a transaction-by-transaction basis. Other types of non-controlling interests are measured at their fair value.

###### (ii) Acquisition of additional interests in subsidiaries

On acquisition of additional interests in subsidiaries, the difference between the cost of additional interest acquired and the decrease in the carrying amount of the non-controlling interest is recorded in capital reserve.

###### (iii) Merger accounting for business combination involving entities under common control

The consolidated financial statements incorporate the financial statements items of the combining entities or businesses in which the common control combinations occurs as if they had been combined from the date when the combining entities or businesses first came under the control of the controlling party.

The net assets of the combining entities or businesses are consolidated using the existing book values from the controlling party's perspective. No amount is recognised in respect of goodwill or excess of acquirer's interest in the net fair value of acquiree's identifiable assets, liabilities and contingent liabilities over cost at the time of common control combination, to the extent of the continuation of the controlling party's interest.

### 1 主要會計政策、會計政策改變及重列 (續)

#### 主要會計政策 (續)

##### (g) 業務合併及商譽 (續)

###### (i) 業務合併 (續)

商譽是以所轉撥之代價、非控股權益於被收購方中所佔金額、及收購方以往持有之被收購方股權之公允價值(如有)之總和,減所收購之可識別資產及所承擔之負債於收購日期之淨值後,所超出之差額計值。倘經過評估後,所收購之可識別淨資產與所承擔負債於收購日期之淨額高於轉撥之代價、非控股權益於被收購方中所佔金額以及收購方以往持有之被收購方股權之公允價值(如有)之總和,則差額即時於損益內確認為廉價收購收益。

屬現時擁有之權益且於清盤時讓持有人有權按比例佔實體淨資產之非控股權益,可初步按公允價值或非控股權益應佔被收購方可識別資產淨值的已確認金額比例計量。計量基準視乎每項交易而作出選擇。其他類型的非控股權益乃按其公允價值或(倘適用)按另一項準則規定的計量基準計量。

###### (ii) 購入附屬公司額外權益

於購入附屬公司額外權益時,購入額外權益的成本及非控股股東權益賬面值減少之差異於資本儲備中錄入。

###### (iii) 涉及受共同控制實體的業務合併之合併會計法

綜合財務報表包括共同控制合併的合併實體或業務的財務報表,猶如自該等合併實體或業務首次受控制方控制當日起已經合併一般。

合併實體或業務的資產淨值乃按控制方的現有賬面值進行合併。在控制方持續擁有權益的條件下,共同控制合併時並無就商譽或於被收購公司的可識別資產、負債及或然負債的公允淨值高出成本的部份確認任何金額。

# Notes to the Consolidated Financial Statements (Continued)

## 綜合財務報表附註 (續)

(Expressed in Hong Kong dollars)  
(以港幣列示)

### 1 SIGNIFICANT ACCOUNTING POLICIES, CHANGES IN ACCOUNTING POLICIES AND RESTATEMENT (Continued)

#### Significant Accounting Policies (Continued)

##### (g) Business combinations and goodwill (Continued)

###### (iii) Merger accounting for business combination involving entities under common control (Continued)

The consolidated statement of profit or loss and other comprehensive income includes the results of each of the combining entities or businesses from the earliest date presented or since the date when the combining entities or businesses first came under the common control, where this is a shorter period, regardless of the date of the common control combination.

The comparative amounts in the consolidated financial statements are presented as if the entities or businesses had been combined at the end of the previous reporting period or when they first came under common control, whichever is shorter.

###### (iv) Goodwill

Goodwill arising on an acquisition of a business is carried at cost less accumulated impairment losses, if any, and is presented separately in the consolidated statement of financial position.

For the purposes of impairment testing, goodwill is allocated to each of the relevant cash-generating units, or groups of cash-generating units, that are expected to benefit from the synergies of the acquisition.

A cash-generating unit to which goodwill has been allocated is tested for impairment annually, and whenever there is an indication that the unit may be impaired. For goodwill arising on an acquisition in a financial year, the cash-generating unit to which goodwill has been allocated is tested for impairment before the end of that reporting period. If the recoverable amount of the cash-generating unit is less than the carrying amount of the unit, the impairment loss is allocated to reduce the carrying amount of any goodwill allocated to the unit first, and then to the other assets of the unit pro rata on the basis of the carrying amount of each asset in the unit. Any impairment loss for goodwill is recognised directly in profit or loss in the consolidated statement of profit or loss. An impairment loss for goodwill is not reversed in subsequent periods.

On disposal of the relevant cash-generating unit, the attributable amount of goodwill capitalised is included in the determination of the amount of profit or loss on disposal.

### 1 主要會計政策、會計政策改變及重列 (續)

#### 主要會計政策 (續)

##### (g) 業務合併及商譽 (續)

###### (iii) 涉及受共同控制實體的業務合併之合併會計法 (續)

綜合損益表包括自最早呈列日期起或自該等合併實體或業務首次受共同控制日期起以期限較短者為準(不論共同控制合併的日期)的業績。

綜合財務報表的比較金額乃按猶如該等實體或業務於先前報告期或當該等實體或業務首次受共同控制時,以較短者為準,按已合併的方式呈列。

###### (iv) 商譽

收購業務所產生之商譽,按成本減累計減值(如有)列賬及於綜合財務狀況表分開呈列。

就減值測試而言,商譽分配至預期受惠於收購所產生協同效益之有關現金產生單位或一組現金產生單位。

獲分配商譽之現金產生單位會每年及當有跡象顯示該單位可能出現減值時進行減值測試。就因收購產生商譽之財政年度而言,獲分配商譽之現金產生單位會於該報告期末前進行減值測試。倘現金產生單位之可收回金額低於其賬面值,則減值會先用作減低任何分配至該單位之商譽賬面值,其後則按該單位內各項資產賬面值之比例分配至該單位之其他資產。任何商譽減值會直接於綜合損益表的損益確認。商譽減值並不會於往後期間撥回。

於出售有關現金產生單位時,釐定出售所得損益包括已撥充資本化商譽應佔金額。

# Notes to the Consolidated Financial Statements (Continued)

## 綜合財務報表附註 (續)

(Expressed in Hong Kong dollars)  
(以港幣列示)

### 1 SIGNIFICANT ACCOUNTING POLICIES, CHANGES IN ACCOUNTING POLICIES AND RESTATEMENT (Continued)

#### Significant Accounting Policies (Continued)

##### (g) Business combinations and goodwill (Continued)

###### (v) Intangible assets acquired in a business combination

Intangible assets acquired in a business combination are identified and recognised separately from goodwill where they satisfy the definition of an intangible asset and their fair values can be measured reliably. The cost of such intangible assets is their fair value at the acquisition date.

Subsequent to initial recognition, intangible assets with indefinite useful lives are carried at cost less any subsequent accumulated impairment losses (Note 1(o)).

##### (h) Investments in debt and equity securities

Investments in debt and equity securities are initially measured at fair value, which is their transaction price unless fair value can be more reliably estimated using valuation techniques whose variables include only data from observable markets. Attributable transaction costs are included in the fair value, except financial assets carried at fair value through profit or loss. These investments are subsequently accounted for as follows, depending on their classification:

###### (i) Financial assets at fair value through profit or loss

Financial assets at fair value through profit or loss has two subcategories, including financial assets held-for-trading and those designated as at fair value through profit or loss on initial recognition.

A financial asset is classified as held-for-trading if:

- (1) it has been acquired principally for the purpose of selling in the near future; or
- (2) it is a part of an identified portfolio of financial instruments that the Group manages together and has a recent actual pattern of short-term profit-taking; or
- (3) it is a derivative that is not designated and effective as a hedging instrument.

### 1 主要會計政策、會計政策改變及重列 (續)

#### 主要會計政策 (續)

##### (g) 業務合併及商譽 (續)

###### (v) 業務合併所獲得的無形資產

倘於業務合併收購之無形資產符合無形資產之定義，且其公允價值能可靠計量，則會予以識別及與商譽分開確認。該等無形資產之成本為於收購當日之公允價值。

於初次確認後，具有無限使用年期之無形資產可按成本減任何其後累計減值列賬（附註1(o)）。

##### (h) 債務及股本證券投資

債務及股本證券之投資初步按公允價值列賬。公允價值即其交易價，除非可以用估值技巧（其變數僅包括可觀察市場之數據）更可靠地估計其公允價值。應計交易成本包括在公允價值內，惟通過損益以反映公允價值的金融資產除外。該等投資其後按下列方式列賬，惟需視乎其類別而定：

###### (i) 通過損益以反映公允價值的金融資產

通過損益以反映公允價值的金融資產細分為兩類，包括持有作交易用途及於初始確認時被指定為通過損益以反映公允價值之金融資產。

金融資產被撥歸為持有作交易用途，如：

- (1) 收購之主要目的為於短期內出售；或
- (2) 屬本集團一併管理的已識別金融工具組合的一部份，並且具近期有實際短期套利模式；或
- (3) 其為不指定及有效作為對沖工具之衍生工具。

# Notes to the Consolidated Financial Statements (Continued)

## 綜合財務報表附註 (續)

(Expressed in Hong Kong dollars)  
(以港幣列示)

### 1 SIGNIFICANT ACCOUNTING POLICIES, CHANGES IN ACCOUNTING POLICIES AND RESTATEMENT (Continued)

#### Significant Accounting Policies (Continued)

##### (h) Investments in debt and equity securities (Continued)

###### (i) Financial assets at fair value through profit or loss (Continued)

A financial asset other than a financial asset held-for-trading may be designated as at fair value through profit or loss upon initial recognition if:

- (1) such designation eliminates or significantly reduces a measurement or recognition inconsistency that would otherwise arise; or
- (2) the financial asset forms part of a group of financial assets or financial liabilities or both, which is managed and its performance is evaluated on a fair value basis, in accordance with the Group's documented risk management or investment strategy, and information about the grouping is provided internally on that basis; or
- (3) it forms part of a contract containing one or more embedded derivatives, and HKAS 39 permits the entire combined contract (asset or liability) to be designated as at fair value through profit or loss.

At the end of each reporting period subsequent to initial recognition, financial assets at fair value through profit or loss are measured at fair value, with changes in fair value recognised directly in profit or loss in the period in which they arise. The net gain or loss recognised in profit or loss excludes any dividend or interest earned on the financial assets and is included in the net unrealised investment gains/(losses) in the consolidated statement of profit or loss.

###### (ii) Held-to-maturity securities

Held-to-maturity investments are non-derivative financial assets with fixed or determinable payments and fixed maturity dates that the Group's management has the positive intention and ability to hold to maturity. Subsequent to initial recognition, held-to-maturity securities are stated in the consolidated statement of financial position at amortised cost using effective interest method less impairment losses (Note 1(o)).

### 1 主要會計政策、會計政策改變及重列 (續)

#### 主要會計政策 (續)

##### (h) 債務及股本證券投資 (續)

###### (i) 通過損益以反映公允價值的金融資產 (續)

除持有作交易用途的金融資產外，金融資產可能於初次確認時被指定為通過損益以反映公允價值，如：

- (1) 按該訂值可以消除或大幅減少計量或確認出現的不一致的情況；或
- (2) 金融資產構成一組金融資產、金融負債或一組金融資產及負債，根據本集團明文規定的風險管理或投資策略，按公允價值基準管理及評估表現，而內部亦根據該基準呈報該組金融工具的資訊；或
- (3) 其組成內含一種或多種嵌入式衍生工具，而香港會計準則第39號允許整份合併合約（資產或負債）劃分為通過損益以反映公允價值。

於首次確認後之每個報告期末，通過損益以反映公允價值的金融資產乃按公允價值計量，而公允價值之變動則於產生期間直接於損益表確認。於損益表確認之收益或虧損淨額（不包括任何股息或於金融資產賺取之利息），是包含於綜合損益表內之未實現投資收益／（虧損）。

###### (ii) 持有至到期證券

持有至到期證券為非衍生工具之金融資產，並有固定或可釐定付款以及固定到期日的債務證券，而本集團及／或本公司有肯定能力及意向持有至到期。於首次確認後，持有至到期證券按有效利率計算的已攤銷成本減任何減值後記入綜合財務狀況表（附註1(o)）。



# Notes to the Consolidated Financial Statements (Continued)

## 綜合財務報表附註 (續)

(Expressed in Hong Kong dollars)  
(以港幣列示)

### 1 SIGNIFICANT ACCOUNTING POLICIES, CHANGES IN ACCOUNTING POLICIES AND RESTATEMENT (Continued)

#### Significant Accounting Policies (Continued)

##### (h) Investments in debt and equity securities (Continued)

###### (iii) Loans and receivables

Loans and receivables are non-derivative financial assets with fixed or determinable payments that are not quoted in an active market. At end of each reporting period subsequent to initial recognition, loans and receivables are carried at amortised cost using the effective interest method, less any identified impairment losses (Note 1(o)).

###### (iv) Available-for-sale securities

Investments in securities which do not fall into any of the above categories are classified as available-for-sale securities. Equity and debt securities held by the Group that are classified as available-for-sale are measured at fair value at the end of each reporting period. Changes in the carrying amount of available-for-sale monetary financial assets relating to interest income calculated using the effective interest method and dividends on available-for-sale equity investments are recognised in consolidated statement of profit or loss. Other changes in the carrying amount of available-for-sale financial assets are recognised in other comprehensive income and accumulated under the heading of fair value reserve. When the investment is disposed of or is determined to be impaired, the cumulative gain or loss previously accumulated in the fair value reserve is reclassified to profit or loss (Note 1(o)).

Investments in equity securities that do not have a quoted market price in an active market and whose fair value cannot be reliably measured are recognised in the consolidated statement of financial position at cost less impairment losses (Note 1(o)).

All regular way purchases or sales of investments in debt and equity securities are recognised and derecognised on a trade date basis.

The effective interest method is a method of calculating the amortised cost of a financial asset and of allocating interest income over the relevant period. The effective interest rate is the rate that exactly discounts estimated future cash receipts (including all fees paid or received that form an integral part of the effective interest rate, transaction costs and other premiums or discounts) through the expected life of the financial asset, or, where appropriate, a shorter period to the net carrying amount of the financial asset on initial recognition.

### 1 主要會計政策、會計政策改變及重列 (續)

#### 主要會計政策 (續)

##### (h) 債務及股本證券投資 (續)

###### (iii) 貸款及應收款項

貸款及應收款項為附帶固定或可確定金額付款之非衍生金融資產，該等資產並非在交投活躍之市場掛牌。於首次確認後之每個報告期末，貸款及應收款項乃採用有效利率法按攤銷成本減任何已確定之減值後列賬（附註1(o)）。

###### (iv) 可供出售證券

未有分類為以上類別的證券投資，歸類為可供出售證券。由本集團持有及在活躍市場交易，並已歸類為可供出售的債務及股本證券，於每個報告期末以其公允價值計量。可供出售貨幣性金融資產的賬面價值變動與按有效利率方法計算的利息及可供出售股本證券的股息有關的，於損益表內確認。其他可供出售證券的賬面價值變動於其他全面收益內確認及累計於公允價值儲備。當投資被出售或確認減值時，過往累計於公允價值儲備的收益或虧損，重新分類至損益表（附註1(o)）。

沒有活躍市場報價及其公允價值不能可靠地計量的股本證券投資，按成本減去減值後確認在綜合財務狀況表內（附註1(o)）。

所有一般買賣之債務及股本證券投資皆以交易日基準確認及終止確認。

有效利率法乃計算金融資產之已攤銷成本及於相關期間攤分利息收入之方法。有效利率指按金融資產之預期可使用年期或較短期間內（如適用）實際折現估計未來現金收入（包括組成有效利率、交易成本及其他溢價或折價主要部份之已付或收到之全部費用）至金融資產初始確認時的賬面淨值之利率。

# Notes to the Consolidated Financial Statements (Continued)

## 綜合財務報表附註 (續)

(Expressed in Hong Kong dollars)  
(以港幣列示)

### 1 SIGNIFICANT ACCOUNTING POLICIES, CHANGES IN ACCOUNTING POLICIES AND RESTATEMENT (Continued)

#### Significant Accounting Policies (Continued)

##### (i) Securities purchased under resale agreements/ securities sold under repurchase agreements

Securities sold under repurchase agreements represent short-term financing arrangements secured by the securities sold. The securities remain on the consolidated statement of financial position and a liability is recorded in respect of the consideration received. Interest is calculated based upon the effective interest method. The “securities sold under repurchase agreements” liabilities are carried in the consolidated statement of financial position at amortised cost. Conversely, securities purchased under resale agreements represent short-term lending arrangements secured by the securities purchased. The securities purchased are not recognised as financial assets on the consolidated statement of financial position and the consideration paid is recorded as “securities purchased under resale agreements” and carried in the consolidated statement of financial position at amortised cost. Interest is calculated using the effective interest method.

##### (j) Investment properties

Investment properties are land and/or buildings which are owned or held under a leasehold interest to earn rental income and/or for capital appreciation. These include land held for a currently undetermined future use.

Investment properties are stated in the consolidated statement of financial position at fair value. Any gain or loss arising from a change in fair value or from the retirement or disposal of an investment property is recognised in the consolidated statement of profit or loss. Rental income from investment properties is accounted for as described in Note 1(v)(iv).

When the Group holds a property interest under an operating lease to earn rental income and/or for capital appreciation, the interest is classified and accounted for as an investment property on a property-by-property basis. Any such property interest which has been classified as an investment property is accounted for as if it was held under a finance lease, and the same accounting policies are applied to that interest as are applied to other investment properties leased under finance leases.

### 1 主要會計政策、會計政策改變及重列 (續)

#### 主要會計政策 (續)

##### (i) 買入返售證券／賣出回購證券

賣出回購證券指以所出售的證券作抵押之短期財務安排。該等證券仍留在綜合財務狀況表，並就所收取之代價記錄為負債。利息乃按有效利率方法計算。賣出回購證券負債是按已攤銷成本記入綜合財務狀況表。相反，買入返售證券指以所購買的證券作抵押之短期借貸安排。該等證券不會於綜合財務狀況表確認為金融資產，而已支付的代價會記入「買入返售證券」，並按已攤銷成本記入綜合財務狀況表。利息乃按有效利率方法計算。

##### (j) 投資物業

土地及／或建築物若持有或以租約業權擁有，目的為賺取租金及／或實現資本增值為目的，列為投資物業。投資物業包括未明確日後用途之土地。

投資物業是以公允價值於綜合財務狀況表列示。因公允價值變動或報廢或出售而產生的損益在綜合損益表內確認。投資物業租金收入按附註1(v)(m)所述計算。

本集團是根據個別情況，把以經營租賃方式持有用作租金收入或資本增值（或二者皆是）的物業權益分類為投資物業。任何已歸類為投資物業的物業權益，當作持有融資租賃入賬。其他根據融資租賃租出的投資物業，採用同一會計政策入賬。

# Notes to the Consolidated Financial Statements (Continued)

## 綜合財務報表附註 (續)

(Expressed in Hong Kong dollars)  
(以港幣列示)

### 1 SIGNIFICANT ACCOUNTING POLICIES, CHANGES IN ACCOUNTING POLICIES AND RESTATEMENT (Continued)

#### Significant Accounting Policies (Continued)

##### (k) Property and equipment

Property and equipment including buildings and leasehold land (classified as finance leases) held for use in supply of services, or for administrative purposes are stated at cost less subsequent accumulated depreciation and impairment losses (Note 1(o)).

Gains or losses arising from the retirement or disposal of an item of property and equipment are determined as the difference between the net disposal proceeds and the carrying amount of the item and are recognised in the consolidated statement of profit or loss on the date of retirement or disposal.

Depreciation is recognised to write off the cost of items of property and equipment for administrative purpose, less their estimated residual value, if any, using the straight-line method over their estimated useful lives as follows:

- Land and buildings are depreciated over the shorter of the unexpired term of lease and their estimated useful lives, being no more than 50 years after the date of completion.

- Other fixed assets 3 – 10 years

Depreciation is recognised to write off the cost of items of operating lease assets, less their estimated residual value, if any, using the straight-line method over their estimated useful lives as follows:

- Mining structure 15 years
- Machinery and equipment 10 years

Where parts of an item of property and equipment have different useful lives, the cost or valuation of the item is allocated on a reasonable basis between the parts and each part is depreciated separately. Both the useful life of an asset and its residual value, if any, are reviewed annually.

If an item of property and equipment becomes an investment property because its use has changed as evidenced by end of owner-occupation, any difference between the carrying amount and the fair value of that item at the date of transfer is recognised in other comprehensive income and accumulated in property revaluation reserve. On the subsequent sale or retirement of the asset, the relevant revaluation reserve will be transferred directly to retained profits.

### 1 主要會計政策、會計政策改變及重列 (續)

#### 主要會計政策 (續)

##### (k) 物業及設備

物業及設備包括持有用於提供服務，或用於行政用途之建築物及租賃土地（分類為融資租賃），乃按成本減後續累計折舊及累計減值列賬（附註1(o)）。

由報廢或出售物業及設備項目收益或虧損是按出售所得淨額與項目賬面金額之間的差額釐定，並於報廢或出售日在綜合損益表內確認。

作行政用途的物業及設備折舊是根據下列分類，按預計可使用年期以直線法確認以沖銷其成本，減去其估計剩餘價值（如有）：

- 土地及建築物按以尚餘租賃期及其估計可使用年期較短者計提折舊，即於完成日期後不多於五十年。

- 其他固定資產 三至十年

經營租賃資產的折舊是根據下列分類，按預計可使用年期以直線法確認以沖銷其成本，減去其估計剩餘價值（如有）：

- 礦井、巷道資產 十五年
- 機器設備 十年

倘某物業及設備項目之部份有不同可使用年期，該項目之成本須在各部份間按合理基準釐定，而各部份須分別計提折舊。資產及其剩餘價值之可使用年限（如有），須每年檢討。

當物業及設備項目因業主不再自用，證明其用途改變而成為投資物業時，該項目於轉撥當日之賬面金額及公允價值間任何差額於其他全面收益確認及累計於物業重估儲備內。日後出售或報廢該資產時，物業重估儲備將直接轉入保留溢利。

# Notes to the Consolidated Financial Statements (Continued)

## 綜合財務報表附註 (續)

(Expressed in Hong Kong dollars)  
(以港幣列示)

### 1 SIGNIFICANT ACCOUNTING POLICIES, CHANGES IN ACCOUNTING POLICIES AND RESTATEMENT (Continued)

#### Significant Accounting Policies (Continued)

##### (l) Prepaid lease payments and buildings under construction

When a lease includes both land and building elements, the Group assesses the classification of each element as a finance or an operating lease separately based on the assessment as to whether substantially all the risks and rewards incidental to ownership of each element have been transferred to the Group, unless it is clear that both elements are operating leases in which case the entire lease is classified as an operating lease. Specifically, the minimum lease payments (including any lump-sum upfront payments) are allocated between the land and the building elements in proportion to the relative fair values of the leasehold interests in the land element and building element of the lease at the inception of the lease.

To the extent the allocation of the lease payments can be made reliably, interest in leasehold land that is accounted for as an operating lease is presented as “prepaid lease payments” in the consolidated statement of financial position and is amortised over the lease term on a straight-line basis except for those that are classified and accounted for as investment properties under the fair value model. When the lease payments cannot be allocated reliably between the land and building elements, the entire lease is generally classified as a finance lease and accounted for as property and equipment.

Properties in the course of construction for administrative purposes are carried at cost, less any recognised impairment loss. Costs include professional fees and, for qualifying assets, borrowing costs capitalised in accordance with the Group’s accounting policy. Such properties are classified to the appropriate categories of property and equipment when completed and ready for intended use. Depreciation of these assets, on the same basis as other property assets, commences when the assets are ready for their intended use.

##### (m) Insurance debtors, other debtors and amounts due from group companies

Insurance debtors, other debtors and amounts due from group companies are initially recognised at fair value and thereafter stated at amortised cost using effective interest method less allowance for impairment (Note 1(o)), except where the receivables are interest-free or the effect of discounting would be immaterial. In such cases, the receivables are stated at cost less allowance for impairment.

### 1 主要會計政策、會計政策改變及重列 (續)

#### 主要會計政策 (續)

##### (l) 預付租賃付款及發展中的建築物

倘租賃包括土地及建築物部份，則本集團根據對各部份之擁有權所附帶之絕大部份風險及回報是否已轉讓予本集團之評估，獨立將各部份分類評估為融資或經營租賃，除兩部份明顯為經營租賃，在該情況下，則整項租賃被歸類為經營租賃。具體而言，最低租賃付款（包括任何一次過預付款項）乃按租賃土地部份及建築物部份於租約開始時之租賃權益相對公允價值比例於土地及建築物部份之間分配。

倘能可靠分配租賃付款，作為經營租賃入賬之租賃土地權益於綜合財務狀況表內呈列為「預付租賃付款」並按直線法於租賃期內攤銷，被歸類為並作為投資物業及以公允價值模式列賬的則除外。當租賃付款未能於土地及建築物部份之間可靠分配時，整項租賃一般分類為融資租賃並作為物業及設備入賬。

用作行政用途的在建物業乃以成本減任何已確認減值列賬。成本包括專業費及就合資格資產根據本集團會計政策撥充資本之借貸成本。該物業竣工後並可作其擬定用途時分類至物業及設備之適當類別。該等資產於可作其擬定用途時開始折舊，所按之基準與其他物業資產相同。

##### (m) 保險客戶應收賬款、其他應收賬款及應收集團內公司款項

保險客戶應收賬款、其他應收賬款及應收集團內公司款項在最初產生時以公允價值確認，其後按有效利率計算的已攤銷成本減去減值入賬（附註1(o)）。然而，如應收賬款是無息或折算現值後的影響不大，則按成本減去減值入賬。

# Notes to the Consolidated Financial Statements (Continued)

## 綜合財務報表附註 (續)

(Expressed in Hong Kong dollars)  
(以港幣列示)

### 1 SIGNIFICANT ACCOUNTING POLICIES, CHANGES IN ACCOUNTING POLICIES AND RESTATEMENT (Continued)

#### Significant Accounting Policies (Continued)

##### (n) Insurance creditors and amounts due to group companies

Insurance creditors and amounts due to group companies are initially recognised at fair value and thereafter stated at amortised cost using effective interest method unless the effect of discounting would be immaterial, in which case they are stated at cost.

The effective interest method is a method of calculating the amortised cost of a financial liability and of allocating interest expense over the relevant period. The effective interest rate is the rate that exactly discounts estimated future cash payments through the expected life of the financial liabilities, or, where appropriate, a shorter period to the net carrying amount of the liability on initial recognition.

##### (o) Impairment of assets

###### (i) Impairment of financial assets other than those at fair value through profit or loss

Financial assets other than those at fair value through profit or loss, are assessed for indicators of impairment at the end of each reporting period. Financial assets are considered to be impaired when there is objective evidence that, as a result of one or more events that occurred after the initial recognition of the financial asset, the estimated future cash flows of the financial assets have been affected.

For available-for-sale equity investments, a significant or prolonged decline in the fair value of the security below its cost is considered to be objective evidence of impairment.

For all other financial assets, objective evidence of impairment could include:

- significant financial difficulty of the issuer or counterparty; or
- breach of contract, such as a default or delinquency in interest or principal payments; or
- it becoming probable that the borrower will enter bankruptcy or financial re-organisation; or
- disappearance of an active market for that financial asset because of financial difficulties.

### 1 主要會計政策、會計政策改變及重列 (續)

#### 主要會計政策 (續)

##### (n) 保險應付賬款及應付集團內公司款項

保險應付賬款及應付集團內公司款項在最初產生時以公允價值確認，其後按有效利率計算已攤銷成本入賬。然而，如折算現值後的影響不大，則按成本入賬。

有效利率法乃計算金融負債之已攤銷成本及於相關期間分攤利息成本之方法。有效利率指按金融負債之預期可使用年期或較短期間內（如適用）實際折現估計未來現金付款至負債初始確認時的賬面淨值之利率。

##### (o) 資產減值

###### (i) 除通過損益以反映公允價值外之金融資產減值

除按公允價值列賬及列入損益賬之金融資產外，金融資產會於報告期末進行減值提示測試。當有客觀的證據，於首次確認金融資產後，一件或更多的事件發生導致金融資產的估計未來現金流受影響，金融資產便要減值。

當可供出售之股本投資的公允價值大幅地或長期地下降至低於其成本，這便視為客觀的減值證據。

所有其他金融資產的客觀減值證據包括：

- 債務人有重大財務困難；或
- 違反合約，如拖欠償還利息或本金；或
- 債務人可能破產或進行其他財務重組；或
- 由於財務困難以致金融資產的活躍市場消失。

# Notes to the Consolidated Financial Statements (Continued)

## 綜合財務報表附註 (續)

(Expressed in Hong Kong dollars)  
(以港幣列示)

### 1 SIGNIFICANT ACCOUNTING POLICIES, CHANGES IN ACCOUNTING POLICIES AND RESTATEMENT (Continued)

#### Significant Accounting Policies (Continued)

##### (o) Impairment of assets (Continued)

###### (i) Impairment of financial assets other than those at fair value through profit or loss (Continued)

For unquoted equity securities carried at cost, the impairment loss is measured as the difference between the carrying amount of the financial asset and the present value of estimated future cash flows, discounted at the current market rate of return for a similar financial asset where the effect of discounting is material. Impairment losses for equity securities are not reversed in subsequent periods.

For insurance and other debtors and other financial assets carried at amortised cost, the impairment loss is measured as the difference between the asset's carrying amount and the present value of estimated future cash flows, discounted at the financial asset's original effective interest rate, where the effect of discounting is material.

If in a subsequent period the amount of an impairment loss decreases and the decrease can be linked objectively to an event occurring after the impairment loss was recognised, the previously recognised impairment loss is reversed through the consolidated statement of profit or loss to the extent that the carrying amount of the asset at the date the impairment is reversed does not exceed what the amortised cost would have been had the impairment not been recognised.

For available-for-sale securities, the cumulative loss that has been recognised directly in other comprehensive income and accumulated in fair value reserve is removed from fair value reserve and is recognised in the consolidated statement of profit or loss when the available-for-sale securities are disposed of or are determined to be impaired. The amount of the cumulative loss that is recognised in the consolidated statement of profit or loss is the excess of the acquisition cost (net of any principal repayment and amortisation) over the current fair value, less any impairment loss on that asset previously recognised in the consolidated statement of profit or loss.

Impairment losses recognised in the consolidated statement of profit or loss in respect of available-for-sale equity securities are not reversed through the consolidated statement of profit or loss. Any subsequent increase in the fair value of such assets is recognised directly in other comprehensive income and accumulated in fair value reserve.

### 1 主要會計政策、會計政策改變及重列 (續)

#### 主要會計政策 (續)

##### (o) 資產減值 (續)

###### (i) 除通過損益以反映公允價值外之金融資產減值 (續)

就按成本列賬的無報價股本證券而言，如果折算現值的影響重大，減值將按金融資產的賬面值及估計未來現金流根據相同金融資產的現時市場回報率折算後之現值，以兩者之差額計算。股本證券的減值並不會於往後期間被撥回。

就按攤銷成本列賬的保險及其他應收賬款及其他金融資產而言，如果折算現值的影響重大，減值按金融資產的賬面值及以原有有效利率（即該資產在初始確認時計算之有效利率）估計未來現金流折算為現值，以兩者之差額計算。

若在較後期間，減值的金額減少而該減少是可客觀地與撤銷後發生的事件有關連，往年確認之減值沖回綜合損益表內，減值沖回的金額不能超過假設該資產於往年從來未有確認減值的賬面值。

就可供出售證券而言，當可供出售證券被出售或確定已減值，已直接確認在其他全面收益及累計於公允價值儲備內的累積虧損將被剔除，並於綜合損益表內確認。須於綜合損益表內確認累積虧損之金額，是購入成本（減去任何本金償還及攤銷）超出現時公允價值之差額，再減去往年已於綜合損益表內確認的減值。

有關可供出售股本證券的已確認減值是不能沖回綜合損益表。其後該資產之公允價值增加須直接在其他全面收益內確認及累計於公允價值儲備。

# Notes to the Consolidated Financial Statements (Continued)

## 綜合財務報表附註 (續)

(Expressed in Hong Kong dollars)  
(以港幣列示)

### 1 SIGNIFICANT ACCOUNTING POLICIES, CHANGES IN ACCOUNTING POLICIES AND RESTATEMENT (Continued)

#### Significant Accounting Policies (Continued)

##### (o) Impairment of assets (Continued)

###### (i) Impairment of financial assets other than those at fair value through profit or loss (Continued)

Impairment losses in respect of available-for-sale debt securities are reversed if the subsequent increase in fair value can be objectively related to an event occurring after the impairment loss was recognised. Reversals of impairment losses in such circumstances are recognised in the consolidated statement of profit or loss.

For financial assets carried at amortised cost, such as insurance and other debtors, assets that are assessed not to be impaired individually are subsequently assessed for impairment on a collective basis. Objective evidence of impairment for a portfolio of receivables could include the Group's past experience of collecting payments, an increase in the number of delayed payments in the portfolio past the average credit period and observable changes in national or local economic conditions that correlate with default on receivables.

The carrying amount of the financial asset is reduced by the impairment loss directly for all financial assets with the exception of insurance and other debtors, where the carrying amount is reduced through the use of an allowance account. Changes in the carrying amount of the allowance account are recognised in consolidated statement of profit or loss. When an insurance or other debtor is considered uncollectible, it is written off against the allowance account. Subsequent recoveries of amounts previously written off are credited to consolidated statement of profit or loss.

###### (ii) Impairment of other assets

Internal and external sources of information are reviewed at the end of each reporting period to identify indications that the following assets may be impaired:

- property and equipment;
- reinsurers' share of insurance contract provisions;
- investments in subsidiaries, associates and joint ventures;
- intangible asset; and
- goodwill.

### 1 主要會計政策、會計政策改變及重列 (續)

#### 主要會計政策 (續)

##### (o) 資產減值 (續)

###### (i) 除通過損益以反映公允價值外之金融資產減值 (續)

就可供出售債務證券而言，如其後該資產之公允價值增加，而該增加是可客觀地與確認減值後發生的事件有關連，減值可沖回。在此情況下，沖回減值於綜合損益表內確認。

就若干類別之金融資產（如保險及其他應收賬款）而言，並無個別被評估為已減值之資產隨後將按組合基準評估減值。應收款組合減值之客觀證據可包括本集團之過往收款經驗、組合內延遲還款至超逾平均信貸期之次數增加，以及與應收款逾期有關之國家或地方經濟狀況明顯改變。

除保險及其他應收賬款之賬面值通過計提撥備削減外，所有金融資產之賬面值均直接按減值予以削減。撥備賬面值之變動於綜合損益表內確認。當一項保險客戶及其他應收款被認為不可收回，其將從撥備撇銷。隨後追回以前撇銷之款項計入綜合損益表。

###### (ii) 其他資產減值

於各報告期末均會審閱內部及外部資料，以衡量下列資產有否出現減值：

- 物業及設備；
- 分保公司應佔保險合約準備；
- 附屬公司、聯營公司及合營公司投資；
- 無形資產；及
- 商譽。

# Notes to the Consolidated Financial Statements (Continued)

## 綜合財務報表附註 (續)

(Expressed in Hong Kong dollars)  
(以港幣列示)

### 1 SIGNIFICANT ACCOUNTING POLICIES, CHANGES IN ACCOUNTING POLICIES AND RESTATEMENT (Continued)

#### Significant Accounting Policies (Continued)

##### (o) Impairment of assets (Continued)

###### (ii) Impairment of other assets (Continued)

If any such indication exists, the asset's recoverable amount is estimated. In addition, for intangible asset and goodwill, the recoverable amount is estimated annually whether or not there is any indication of impairment.

###### (i) Calculation of recoverable amount

The recoverable amount of an asset is the greater of its fair value less cost to sell and value in use. In assessing value in use, the estimated future cash flows are discounted to their present value using a pre-tax discount rate that reflects current market assessments of time value of money and the risks specific to the asset. Where an asset does not generate cash inflows largely independent of those from other assets, the recoverable amount is determined for the smallest group of assets that generates cash inflows independently (i.e. a cash-generating unit).

###### (ii) Recognition of impairment losses

An impairment loss is recognised in the consolidated statement of profit or loss whenever the carrying amount of an asset, or the cash-generating unit to which it belongs, exceeds its recoverable amount. Impairment losses recognised in respect of cash-generating units are allocated first to reduce the carrying amount of any goodwill allocated to the cash-generating unit (or group of units) and then, to reduce the carrying amount of the other assets in the unit (or group of units) on a pro rata basis, except that the carrying value of an asset will not be reduced below its individual fair value less costs to sell, or value in use, if determinable.

### 1 主要會計政策、會計政策改變及重列 (續)

#### 主要會計政策 (續)

##### (o) 資產減值 (續)

###### (ii) 其他資產減值 (續)

如任何此等徵兆存在，須估計該資產的可收回金額。此外，不論是否有任何減值迹象，每年亦會估計無形資產及商譽的可收回額。

###### (i) 計算可收回金額

資產的可收回金額以其公允價值減去銷售成本和使用價值兩者中的較高數額為準。在評估使用價值時，以除稅前折現率將估計未來現金流量折讓至現值。該折現率是反映市場當時所評估的貨幣時間價值和該資產的獨有風險。如果資產所產生的現金流入基本上不獨立於其他資產所產生的現金流入，則以能獨立產生現金流入的最小資產類別（即現金產生單位）來釐定可收回金額。

###### (ii) 減值之確認

當資產或其所屬的現金生產單位的賬面值超過可收回金額時，須於綜合損益表內確認減值。有關確認現金生產單位減值時，首先減低分配予現金生產單位（或其單位組別）之商譽賬面值，其後再按比例減低在該單位（或其單位組別）其他資產的賬面值，但該資產的賬面值不可低過其個別公允價值減出售成本或使用值（如可確定的話）。



# Notes to the Consolidated Financial Statements (Continued)

## 綜合財務報表附註 (續)

(Expressed in Hong Kong dollars)  
(以港幣列示)

### 1 SIGNIFICANT ACCOUNTING POLICIES, CHANGES IN ACCOUNTING POLICIES AND RESTATEMENT (Continued)

#### Significant Accounting Policies (Continued)

##### (o) Impairment of assets (Continued)

###### (ii) Impairment of other assets (Continued)

###### (iii) Reversals of impairment losses

In respect of assets other than goodwill, an impairment loss is reversed if there has been a favourable change in the estimates used to determine the recoverable amount. An impairment loss in respect of goodwill is not reversed.

A reversal of an impairment loss is limited to the asset's carrying amount that would have been determined had no impairment loss been recognised in prior years. Reversals of impairment losses are credited to the consolidated statement of profit or loss in the year in which the reversals are recognised.

##### (p) Cash and cash equivalents

Cash and cash equivalents comprise cash at bank and on hand, demand deposits with banks and other financial institutions, and short-term, highly liquid investments that are readily convertible into known amounts of cash and which are subject to an insignificant risk of changes in value, having been within three months of maturity at acquisition. Bank overdrafts that are repayable on demand and form an integral part of the Group's cash management are also included as a component of cash and cash equivalents for the purpose of the consolidated statement of cash flows.

##### (q) Interest-bearing borrowings

Interest-bearing borrowings are recognised initially at fair value less attributable transaction costs. Subsequent to initial recognition, interest-bearing borrowings are stated at amortised cost with any difference between the amount initially recognised and redemption value being recognised in the consolidated statement of profit or loss over the period of the borrowings using the effective interest method.

##### (r) Short term employee benefits and contributions to defined contribution retirement plans

Salaries, annual bonuses, paid annual leave, contributions to defined contribution retirement plans and the cost of non-monetary benefits are accrued in the year in which the associated services are rendered by employees. Where payment or settlement is deferred and the effect would be material, these amounts are stated at their present values.

### 1 主要會計政策、會計政策改變及重列 (續)

#### 主要會計政策 (續)

##### (o) 資產減值 (續)

###### (ii) 其他資產減值 (續)

###### (iii) 減值沖回

除商譽外的有關資產，如在用來釐定可收回金額的估計發生有利的變化，則減值會被沖回。商譽的減值不可沖回。

減值沖回只局限至該資產的賬面值，猶如從未於往年年度確認該等減值。減值沖回在被確認的年度計入綜合損益表。

##### (p) 現金及現金等價物

現金及現金等價物包括銀行及庫存現金、存置於銀行及其他金融機構之即時存款、可隨時兌換作已知現金金額的短期且有高度流動性的投資，該等投資的到期日為其收購日期起三個月內，且受輕微價值變動的風險所影響。於要求時償還的銀行透支組成本集團的現金管理的一部份，亦就綜合現金流量表而計入現金及現金等價物一部份。

##### (q) 需付息借款

需付息借款在最初確認時按公允價值減去應佔交易費用。最初確認後，須付息借款按攤銷成本列賬，而最初確認數額與贖回價值之差額，按有效利率方法計算於借款期內在綜合損益表中確認。

##### (r) 短期僱員福利及已訂定退休供款計劃供款

與僱員所提供的服務有關的薪金、年度花紅、有薪假期、已訂定退休供款計劃供款及非金錢利益的成本均累計在年度內。倘有任何遞延付款或還款而帶有重大影響，則該等金額乃以其現值列賬。

# Notes to the Consolidated Financial Statements (Continued)

## 綜合財務報表附註 (續)

(Expressed in Hong Kong dollars)  
(以港幣列示)

### 1 SIGNIFICANT ACCOUNTING POLICIES, CHANGES IN ACCOUNTING POLICIES AND RESTATEMENT (Continued)

#### Significant Accounting Policies (Continued)

##### (s) Income tax

Income tax expense represents the sum of the tax currently payable and deferred tax.

The tax currently payable is based on taxable profit for the year. Taxable profit differs from 'profit before tax' as reported in the consolidated statement of profit or loss because it excludes items of income or expense that are taxable or deductible in other years and it further excludes items that are never taxable or deductible. The Group's liability for current tax is calculated using tax rates that have been enacted or substantively enacted by the end of the reporting period.

Deferred tax is recognised on temporary differences between the carrying amounts of assets and liabilities in the consolidated financial statements and the corresponding tax base used in the computation of taxable profit. Deferred tax liabilities are generally recognised for all taxable temporary differences. Deferred tax assets are generally recognised for all deductible temporary differences to the extent that it is probable that taxable profits will be available against which those deductible temporary differences can be utilised. Such assets and liabilities are not recognised if the temporary differences arise from goodwill or from the initial recognition (other than in a business combination) of other assets and liabilities in a transaction that affects neither the taxable profit nor the accounting profit.

Deferred tax liabilities are recognised for taxable temporary differences associated with investments in subsidiaries and associates, and interest in joint arrangements, except where the Group is able to control the reversal of the temporary difference and it is probable that the temporary difference will not reverse in the foreseeable future. Deferred tax assets arising from deductible temporary differences associated with such investments and interests are only recognised to the extent that it is probable that there will be sufficient taxable profits against which to utilise the benefits of the temporary differences and they are expected to reverse in the foreseeable future.

The carrying amount of deferred tax assets is reviewed at the end of the reporting period and reduced to the extent that it is no longer probable that sufficient taxable profits will be available to allow all or part of the asset to be recovered.

### 1 主要會計政策、會計政策改變及重列 (續)

#### 主要會計政策 (續)

##### (s) 利得稅

利得稅支出指當期應付稅項及遞延稅項總和。

當期應付稅項按年內應課稅溢利計算。由於應課稅溢利不包括其他年度的應課稅或可扣稅收入或開支項目，亦不包括毋須課稅或不可扣稅之項目，故與綜合損益表所列的「除稅前溢利」不同。本集團當期稅項負債按於報告期末有規定或已有頒令實施之稅率計算。

遞延稅項就綜合財務報表內資產及負債賬面值與計算應課稅溢利所用相應稅基之間的暫時差額確認。遞延稅項負債一般就所有應課稅暫時差額確認，而遞延稅項資產一般會於可能有應課稅溢利以抵銷可扣稅暫時差額時就所有可扣稅暫時差額確認入賬。倘商譽或由初次確認不影響應課稅溢利或會計溢利之交易（業務合併除外）之其他資產及負債產生暫時差額，有關資產及負債不予確認。

遞延稅項負債乃就附屬公司及聯營公司，及聯合安排的權益之投資產生之暫時應課稅項差異予以確認，惟若本公司能夠控制暫時差異之撥回而短期差異有可能於可見未來不能撥回則除外。遞延稅項資產於可能有足夠應課稅溢利可用作抵銷該投資及利益有關之可扣減暫時差異的情況下確認，暫時差異預期於可預見未來撥回。

遞延稅項資產之賬面值於各報告期末審閱，並於不再可能有足夠應課稅溢利以收回全部或部份資產時減少。

# Notes to the Consolidated Financial Statements (Continued)

## 綜合財務報表附註 (續)

(Expressed in Hong Kong dollars)  
(以港幣列示)

### 1 SIGNIFICANT ACCOUNTING POLICIES, CHANGES IN ACCOUNTING POLICIES AND RESTATEMENT (Continued)

#### Significant Accounting Policies (Continued)

##### (s) Income tax (Continued)

Deferred tax assets and liabilities are measured at the tax rates that are expected to apply in the period in which the liability is settled or the asset is realised, based on tax rate (and tax laws) that have been enacted or substantively enacted by the end of the reporting period. The measurement of deferred tax liabilities and assets reflects the tax consequences that would follow from the manner in which the Group expects, at the end of the reporting period, to recover or settle the carrying amount of its assets and liabilities.

For the purposes of measuring deferred tax liabilities or deferred tax assets for investment properties that are measured using the fair value model, the carrying amounts of such properties are presumed to be recovered entirely through sale, unless the presumption is rebutted. The presumption is rebutted when the investment property is depreciable and is held within a business model whose objective is to consume substantially all of the economic benefits embodied in the investment property over time, rather than through sale. If the presumption is rebutted, deferred tax liabilities and deferred tax assets of such investment properties are measured in accordance with the above general principles set out in HKAS 12 (i.e. based on the expected manner as to how the properties will be recovered).

Current and deferred tax is recognised in profit or loss, except when it relates to items that are recognised in other comprehensive income or directly in equity, in which case, the current and deferred tax is also recognised in other comprehensive income or directly in equity respectively. When current tax or deferred tax arises from initial accounting for a business combination, the tax effect is included in the accounting for the business combination.

##### (t) Provisions and contingent liabilities

Provisions are recognised when the Group has a present obligation as a result of a past event, and it is probable that the Group will be required to settle that obligation, and a reliable estimate can be made of the amount of the obligation. Provisions are measured at the best estimate of the consideration required to settle the present obligation at the end of the reporting period, taking into account the risks and uncertainties surrounding the obligation. Where a provision is measured using the cash flows estimated to settle the present obligation, its carrying amount is the present value of those cash flows (where the effect of the time value of money is material).

### 1 主要會計政策、會計政策改變及重列 (續)

#### 主要會計政策 (續)

##### (s) 利得稅 (續)

遞延稅項資產及負債乃根據報告期末已制訂或實質制訂之稅率(及稅法),按資產變現或負債清償期間之預期適用稅率計算。遞延稅項負債及資產之計量反映出倘按本集團預期於報告期末收回或結算其資產及負債賬面值計算的稅項結果。

就採用公允價值模式計量的投資物業之遞延稅項負債或遞延稅項資產而言,除非假設不成立,否則該等物業的賬面值假設可透過銷售收回。當投資物業可予折舊及在業務目標是隨時間而消耗投資物業所含有的絕大部分經濟利益的業務模式(而非透過出售)持有時,有關假設會不成立。倘有關假設不成立,則上述投資物業的遞延稅項負債及遞延稅項資產根據香港會計準則第12號所載的上述一般原則計量(即根據將如何收回有關物業的預期方式)。

當期及遞延稅項確認於損益,惟倘遞延稅項與於其他全面收益或直接於權益確認之項目有關,則當期及遞延稅項亦分別於其他全面收益或直接於權益中處理。當當期或遞延稅項乃因業務合併的初次會計處理而產生,稅項影響將包含於業務合併的會計處理內。

##### (t) 準備及或然負債

若本集團須就過往事件而承擔現有責任,及本集團有可能須結付該項責任,而該項責任的金額能可靠地計量,即會確認撥備。撥備乃根據報告期末結付現行責任所須代價之最佳估算釐定,並已計及履行責任之風險及不明朗因素。倘撥備按履行現行責任估計所需之現金流量計量,則其賬面值為有關現金流量之現值(如影響重大)。

# Notes to the Consolidated Financial Statements (Continued)

## 綜合財務報表附註 (續)

(Expressed in Hong Kong dollars)  
(以港幣列示)

### 1 SIGNIFICANT ACCOUNTING POLICIES, CHANGES IN ACCOUNTING POLICIES AND RESTATEMENT (Continued)

#### Significant Accounting Policies (Continued)

##### (t) Provisions and contingent liabilities (Continued)

Where it is not probable that an outflow of economic benefits will be required, or the amount cannot be estimated reliably, the obligation is disclosed as a contingent liability, unless the probability of outflow of economic benefits is remote. Possible obligations, whose existence will only be confirmed by the occurrence or non-occurrence of one or more future events, are also disclosed as contingent liabilities unless the probability of outflow of economic benefits is remote.

##### (u) Equity instruments

Equity instruments issued by the Company are recorded at the proceeds received, net of direct issue costs.

##### (v) Revenue recognition

Provided it is probable that the economic benefits will flow to the Group and the revenue and costs, if applicable, can be measured reliably, revenue is recognised in the consolidated statement of profit or loss as follows:

###### (i) Gross premiums written from insurance contracts

The accounting policies for the recognition of revenue from insurance contracts are disclosed in Note 1(d).

###### (ii) Policy fee income

Fees from investment contracts or investment components of insurance contracts are recognised in the period in which the services are provided.

###### (iii) Commission income

Commission income is recognised as revenue when received or receivable from reinsurers.

###### (iv) Rental income from operating leases

Rental income receivable under operating leases is recognised in the consolidated statement of profit or loss in equal instalments over the periods covered by the lease term. Lease incentives granted are recognised in the consolidated statement of profit or loss as an integral part of the aggregate net lease payments receivable. Contingent rentals are recognised as income in the accounting period in which they are earned.

### 1 主要會計政策、會計政策改變及重列 (續)

#### 主要會計政策 (續)

##### (t) 準備及或然負債 (續)

倘若含有經濟效益的資源外流的可能性不大，或是無法對有關數額作出可靠的估計，便會將該義務披露為或然負債；但假如這類資源外流的可能性極低則除外。須視乎某宗或多宗未來事件是否發生才能確定存在與否的潛在義務，亦會披露為或然負債；但假如這類資源外流的可能性極低則除外。

##### (u) 股本工具

本公司發行之股本工具按已收所得款項扣除直接發行成本入賬。

##### (v) 收入確認

收入是在經濟效益預期會流入本集團，以及能夠可靠地計算收入和成本（如適用）時，根據下列方法在綜合損益表中確認：

###### (i) 保險合約毛承保保費

有關確認保險合約收益的會計政策，詳情載於附註1(d)。

###### (ii) 保單費收入

投資合約或保險合約投資部份的費用在提供服務期間確認。

###### (iii) 佣金收入

佣金收入在從再保險商收到及應收款項時確認為收入。

###### (iv) 經營租賃的租金收入

經營租賃的應收租金收入於相關租賃期的會計期間內，以等額方式在綜合損益表內確認，除非另有基準能更清楚地反映源自運用租賃資產的利益模式。經營租賃協議涉及的激勵機制在綜合損益表內列作應收租賃淨付款總額的一部份。或然租金在產生的會計期間內確認為收入。

# Notes to the Consolidated Financial Statements (Continued)

## 綜合財務報表附註 (續)

(Expressed in Hong Kong dollars)  
(以港幣列示)

### 1 SIGNIFICANT ACCOUNTING POLICIES, CHANGES IN ACCOUNTING POLICIES AND RESTATEMENT (Continued)

#### Significant Accounting Policies (Continued)

##### (v) Revenue recognition (Continued)

###### (v) Income from asset management, insurance intermediary and pension businesses

Income from asset management, insurance intermediary and pension businesses are recognised when the service is rendered.

###### (vi) Dividends

Dividend income from investments is recognised when the shareholder's right to receive payment is established.

###### (vii) Interest income

Interest income is recognised as it accrues using the effective interest method.

##### (w) Translation of foreign currencies

Foreign currency transactions during the year are translated into the functional currencies of respective entities in the Group at the exchange rates ruling at the transaction dates. Monetary assets and liabilities denominated in foreign currencies are translated into the functional currencies of respective entities in the Group at the exchange rates ruling at the end of the reporting period. Exchange gains and losses are recognised in the consolidated statement of profit or loss.

Non-monetary assets and liabilities that are measured in terms of historical cost in a foreign currency are translated into the functional currencies of respective entities in the Group using the foreign exchange rates ruling at the transaction dates. Non-monetary assets and liabilities denominated in foreign currencies that are stated at fair value are translated into the functional currency of respective entities in the Group using the foreign exchange rates ruling at the dates the fair value was determined. Exchange differences arising on the retranslation of non-monetary items carried at fair value are included in profit or loss for the period except for exchange differences arising on the retranslation of non-monetary items in respect of which gains and losses are recognised directly in other comprehensive income, in which cases, the exchange differences are also recognised directly in other comprehensive income.

### 1 主要會計政策、會計政策改變及重列 (續)

#### 主要會計政策 (續)

##### (v) 收入確認 (續)

###### (v) 資產管理、保險中介及養老保險業務的收入

資產管理、保險中介及養老保險業務的收入在提供服務時確認。

###### (vi) 股息

投資的股息收入在股東收取款項的權利確立時確認。

###### (vii) 利息收入

利息收入乃按有效利率方法累計確認。

##### (w) 外幣換算

於本年度內的外幣交易按交易日的匯率換算為本集團內有關實體公司的功能貨幣。以外幣為單位的貨幣性資產及負債則按報告期末的匯率換算為本集團內有關實體公司的功能貨幣。匯兌收益及虧損均已記錄在綜合損益表內。

按歷史成本以外幣計值之非貨幣資產及負債按交易日之匯率換算為本集團內有關實體公司的功能貨幣。以外幣計值並以公允價值列賬之非貨幣資產與負債按釐定公允價值當日之外幣匯率換算為本集團內有關實體公司的功能貨幣。因重新換算以公允價值列賬的非貨幣項目而產生之匯兌差額包含於當期的損益，惟倘若有關損益直接確認於其他全面收益的非貨幣項目而產生之匯兌差額，則有關匯兌差額亦直接於其他全面收益確認。

# Notes to the Consolidated Financial Statements (Continued)

## 綜合財務報表附註 (續)

(Expressed in Hong Kong dollars)  
(以港幣列示)

### 1 SIGNIFICANT ACCOUNTING POLICIES, CHANGES IN ACCOUNTING POLICIES AND RESTATEMENT (Continued)

#### Significant Accounting Policies (Continued)

##### (w) Translation of foreign currencies (Continued)

The results of operations outside Hong Kong are translated into the Group's presentation currency (i.e. Hong Kong dollars) at approximately the average exchange rates for the year. Statement of financial position items are translated into Hong Kong dollars at the foreign exchange rates ruling at the end of the reporting period. The resulting exchange differences are recognised directly in a separate component of equity.

On the disposal of a foreign operation (i.e. a disposal of the Group's entire interest in a foreign operation, or a disposal involving loss of control over a subsidiary that includes a foreign operation, or a disposal involving loss of significant influence over an associate that includes a foreign operation, or a disposal involving loss of joint ventures that includes a foreign operation), all of the exchange differences accumulated in equity in respect of that operation attributable to the owners of the Company are reclassified to profit or loss. In addition, in relation to a partial disposal that does not result in the Group losing control over a subsidiary that includes a foreign operation, the proportionate share of accumulated exchange differences are reattributed to non-controlling interests and are not recognised in profit or loss. For all other partial disposals (i.e. partial disposals of associates or joint arrangements that do not result in the Group losing significant influence or joint control), the proportionate share of the accumulated exchange differences is reclassified to profit or loss.

##### (x) Borrowing costs

Borrowing costs directly attributable to the acquisition, construction or production of qualifying assets, which are assets that necessarily take a substantial period of time to get ready for their intended use or sale, are added to the cost of those assets, until such time as the assets are substantially ready for their intended use or sale.

Investment income earned on the temporary investment of specific borrowings pending their expenditure on qualifying assets is deducted from the borrowing costs eligible for capitalisation.

All other borrowing costs are recognised in profit or loss in the period in which they are incurred.

### 1 主要會計政策、會計政策改變及重列 (續)

#### 主要會計政策 (續)

##### (w) 外幣換算 (續)

香港以外業務業績按大約相等於年內平均匯率折算為本集團之呈報貨幣(即港元)。財務狀況表項目按報告期末之匯率折算為港元。產生之匯兌差額直接在股東權益內以一獨立組成部份確認。

出售境外業務(即出售本集團境外業務的全部利益,或涉及失去一間附屬公司控制權之出售(當中包括境外業務),或涉及對一間聯營公司失去重大影響之出售(當中包括境外業務),或涉及對一間合營公司之出售(當中包括境外業務)),有關該業務本公司股東應佔所有累計於權益之匯兌差額,重新分類至損益。另外,部份出售但未導致集團失去控制權的附屬公司(當中包括境外業務),其累計匯兌差額按相應比例計入非控股股東權益,而不計入損益。其他部份出售(例如部份出售不會導致集團失去重大影響、聯合控制的聯營公司或聯合安排權益),按比例將累計匯兌差額重新分類至損益。

##### (x) 借款費用

購買、興建或生產合資格資產(即需經一段長時間方能作擬定用途或出售之資產)而直接產生之借款費用一律列入該資產之成本,直至資產之大部份已可作擬定用途或出售時為止。

特定借款用於合資格資產之前作為短暫投資所賺取之投資收入於符合資本化之借款費用中扣除。

所有其他借款費用在實際產生費用之時確認於損益。

# Notes to the Consolidated Financial Statements (Continued)

## 綜合財務報表附註 (續)

(Expressed in Hong Kong dollars)  
(以港幣列示)

### 1 SIGNIFICANT ACCOUNTING POLICIES, CHANGES IN ACCOUNTING POLICIES AND RESTATEMENT (Continued)

#### Significant Accounting Policies (Continued)

##### (y) Finance lease receivables and unearned finance income

A finance lease is a lease that transfers substantially all the risks and rewards incidental to ownership of the leased assets to the lessee. At the commencement of the lease term, the Group recognises the minimum lease payments receivable by the Group as a finance lease receivable and records the unguaranteed residual value at the same time. The difference between (a) the aggregate of the minimum lease payments and the unguaranteed residual value and (b) their present value is recognised as unearned finance income. Finance lease receivable net of unearned finance income is recorded in the consolidated statement of financial position. Unearned finance income is amortised during the lease term using effective interest method.

##### (z) Leasing

Leases are classified as finance leases whenever the terms of the lease transfer substantially all the risks and rewards of ownership to the lessee. All other leases are classified as operating leases.

##### The Group as lessor

Rental income from operating leases is recognised in the profit or loss on a straight-line basis over the term of the relevant lease. Initial direct costs incurred in negotiating and arranging an operating lease are added to the carrying amount of the leased asset and recognised as an expense on a straight-line basis over the lease term.

##### The Group as lessee

Assets held under finance leases are recognised as assets of the Group at their fair value at the inception of the lease or, if lower, at the present value of the minimum lease payments. The corresponding liability to the lessor is included in the consolidated statement of financial position as a finance lease obligation. Lease payments are apportioned between finance charges and reduction of the lease obligation so as to achieve a constant rate of interest on the remaining balance of the liability. Finance expenses are recognised in profit or loss, unless they are directly attributable to qualifying assets, in which case they are capitalised in accordance with the Group's policy on borrowing costs (see the accounting policy above). Contingent rentals are recognised as an expense in the period in which they are incurred.

### 1 主要會計政策、會計政策改變及重列 (續)

#### 主要會計政策 (續)

##### (y) 應收融資租賃款和未實現融資收益

將租賃資產的所有權所附帶的幾乎所有的風險和回報轉讓給承租人的租賃為融資租賃。在租賃開始日，本集團將租賃開始日最低租賃收款額作為應收融資租賃款的入賬價值，確認應收融資租賃款，並同時記錄未擔保餘值，將(a)累計之最低租賃收款額及未擔保餘值之和(b)與其現值之和的差額記錄為未實現融資租賃收益，應收融資租賃款減去未實現融資租賃收益的淨額在合併資產負債表中確認。未實現融資租賃收益在租賃期內各個期間採用實際利率法進行分配。

##### (z) 租賃

倘租約條款將擁有權之絕大部份風險及回報轉歸承租人所有時，有關租賃將列作融資租賃。所有其他租賃列作經營租賃。

##### 本集團作為出租人

經營租賃之租金收入乃按相關租賃年期以直線法於損益確認。於協商及安排經營租賃時引致之初步直接成本乃加至租賃資產之賬面值，並按租期以直線法確認為開支。

##### 本集團作為承租人

根據融資租賃持有之資產按租賃開始時之公允價值或(倘為較低者)按最低租賃付款之現值確認為本集團之資產。出租人之相應負債於綜合財務狀況表列作融資租賃承擔。租賃付款按比例於融資費用及減少租賃承擔之間作出分配，從而使該等負債應付餘額之息率固定。融資費用按租期直接於綜合損益表中扣除，以使該等負債於各會計期間之餘額維持基本固定之費率。財務費用確認於損益，而直接有關合資格資產的財務費用，則根據本集團對借款費用的政策(參看上述的會計政策)。或然租金於所產生之期間內列作開支。

# Notes to the Consolidated Financial Statements (Continued)

## 綜合財務報表附註 (續)

(Expressed in Hong Kong dollars)  
(以港幣列示)

### 1 SIGNIFICANT ACCOUNTING POLICIES, CHANGES IN ACCOUNTING POLICIES AND RESTATEMENT (Continued)

#### Significant Accounting Policies (Continued)

##### (z) Leasing (Continued)

###### The Group as lessee (Continued)

Operating lease payments are recognised as an expense on a straight-line basis over the lease term. Contingent rentals arising under operating leases are recognised as an expense in the period in which they are incurred.

In the event that lease incentives are received to enter into operating leases, such incentives are recognised as a liability. The aggregate benefit of incentives is recognised as a reduction of rental expense on a straight-line basis.

##### (aa) Share based payment transactions

###### (i) Share Option Scheme and Share Award Scheme

The fair value of share options and awarded shares granted to employees in an equity-settled share based payment transaction is recognised as an employment cost with a corresponding increase in the employee share-based compensation reserve within equity. In respect of share options, the fair value is measured at grant date using the Black Scholes pricing model, taking into account the terms and conditions upon which the options were granted. In respect of awarded shares, the fair value is based on the closing price at the grant date. Where the employees have to meet vesting conditions before becoming unconditionally entitled to the share options and awarded shares, the total estimated fair value of the share options and awarded shares is spread over the vesting period, taking into account the probability that the share options and awarded shares will vest.

During the vesting period, the number of share options and awarded shares that is expected to vest is reviewed. Any adjustment to the cumulative fair value recognised in prior years is charged/credited to the consolidated statement of profit or loss for the year of the review, with a corresponding adjustment to the employee share-based compensation reserve. On vesting date, the amount recognised as an expense is adjusted to reflect the actual number of share options and awarded shares that vest (with a corresponding adjustment to the employee share-based compensation reserve).

The equity amount for the share options is recognised in the employee share-based compensation reserve until either the option is exercised (when it is transferred to the share premium account) or the option expires (when it is released directly to retained profits).

### 1 主要會計政策、會計政策改變及重列 (續)

#### 主要會計政策 (續)

##### (z) 租賃 (續)

###### 本集團作為承租人 (續)

經營租賃付款乃按租賃年期以直線法確認。經營租賃的或然租金於所產生之期間內列作開支。

當訂立經營租賃時收到租賃優惠時，該等優惠被確認為負債。各項優惠以直線法遞減經營性租賃支出確認。

##### (aa) 以股份為本支付之交易

###### (i) 認股權計劃及股份獎勵計劃

於股本償本之股份為本交易賦予員工的認股權及獎授股份之公允價值被確認為員工成本，並在股東權益內的以股份為本之僱員補償儲備作相應的增加。有關認股權之公允價值乃採用 Black Scholes 認股權定價模式，按認股權授予日及授予認股權的條款而計算。至於獎授股份方面，其公允價值是已支付之代價。當僱員須符合歸屬期條件才可無條件享有該等認股權及獎授股份，認股權及獎授股份的預計公允價值總額在歸屬期內攤分入賬，並已考慮認股權及獎授股份歸屬的或然率。

估計可歸屬認股權及獎授股份的數目須在歸屬期內作出檢討。任何已在往年確認的累積公允價值調整須在檢討期內的損益表支銷或回撥，並在以股份為本之僱員補償儲備作相應調整。在歸屬日，確認為支出之金額按歸屬認股權及獎授股份的實際數目作調整（並在以股份為本之僱員補償儲備作相應調整）。

屬認股權的權益金額在以股份為本之僱員補償儲備確認，直至當認股權被行使時（轉入股份溢價），或當認股權之有效期屆滿時（轉入保留溢利）。



# Notes to the Consolidated Financial Statements (Continued)

## 綜合財務報表附註 (續)

(Expressed in Hong Kong dollars)  
(以港幣列示)

### 1 SIGNIFICANT ACCOUNTING POLICIES, CHANGES IN ACCOUNTING POLICIES AND RESTATEMENT (Continued)

#### Significant Accounting Policies (Continued)

##### (aa) Share based payment transactions (Continued)

###### (ii) Shares held for Share Award Scheme

Where the shares of the Company are acquired under the Share Award Scheme, the consideration paid, including any directly attributable incremental costs, is presented as “Shares held for Share Award Scheme” and deducted from total equity.

When the awarded shares are transferred to the awardees upon vesting, the related weighted average cost of the awarded shares vested are credited to “shares held for Share Award Scheme”, and the related employment costs of the awarded shares vested are debited to the employee share-based compensation reserve. The difference between the related weighted average cost and the related employment costs of the awarded shares is transferred to retained profits.

Where the shares held for Share Award Scheme are revoked and the revoked shares are disposed of, the related gain or loss is transferred to retained profits, and no gain or loss is recognised in the statement of profit or loss.

Where the cash or non-cash dividend distribution is declared in respect of the shares held for Share Award Scheme, the cash or fair value of the non-cash dividend is transferred to retained profits, and no gain or loss is recognised in the consolidated statement of profit or loss.

##### (ab) Perpetual subordinated capital securities

Perpetual subordinated capital securities with no contractual obligation to repay its principal nor to pay any distribution are classified as part of equity. Respective distributions if and when declared are treated as equity movement.

### 1 主要會計政策、會計政策改變及重列 (續)

#### 主要會計政策 (續)

##### (aa) 以股份為本支付之交易 (續)

###### (ii) 為股份獎勵計劃而持有之股份

倘根據股份獎勵計劃下購入的公司股份，已支付之代價，包括所有直接有關的增量成本，被提出作為「為股份獎勵計劃而持有之股份」並從總權益中扣除。

當獎授股份於歸屬時轉至獲獎授人時，有關已歸屬獎授股份的加權平均成本計入「為股份獎勵計劃而持有之股份」的貸方及有關的員工成本計入以股份為本之僱員補償儲備借方。有關加權平均成本及有關獎勵計劃的員工成本之差額轉入保留溢利。

當取消為股份獎勵計劃而持有之股份時，取消之股份將出售有關損益轉入保留溢利，損益表不確認任何損益。

當為股份獎勵計劃而持有之股份宣派現金或非現金股息，分派之現金或非現金股息之公允價值轉入保留溢利，綜合損益表不確認任何損益。

##### (ab) 永續次級資本證券

永續次級資本證券沒有合同義務去償還本金，也沒有任何支付分派會被列為權益的一部分。假若或當宣佈分派時，會被視為股權變動。

# Notes to the Consolidated Financial Statements (Continued)

## 綜合財務報表附註 (續)

(Expressed in Hong Kong dollars)  
(以港幣列示)

### 1 SIGNIFICANT ACCOUNTING POLICIES, CHANGES IN ACCOUNTING POLICIES AND RESTATEMENT (Continued)

#### Changes in Accounting Policies and Restatement

In the current year, the Group has applied the following new and revised Hong Kong Financial Reporting Standards (“new and revised HKFRSs”) issued by the Hong Kong Institute of Certified Public Accountants (“HKICPA”).

Amendments to HKAS 7  
香港會計準則第7號之修訂

Statement of cash flows  
現金流量表

Amendments to HKAS 12  
香港會計準則第12號之修訂

Income taxes  
所得稅

The application of the new and revised HKFRSs in the current year has had no material impact on the Group’s financial performance and positions for the current and prior years and/or on the disclosures set out in these consolidated financial statements except for amendments to HKAS 7, which require additional disclosures of changes in liabilities arising from financing activities in Note 37.

#### Merger accounting and restatements

Pursuant to the share purchase agreement dated 27 July 2017, the Company acquired 51,000,000 shares in Tellon Development Limited (“Tellon”), representing 51% of the entire issued share capital of Tellon from TPG (HK), the immediate holding company, at a cash consideration of \$1,960,750,100. The transaction was completed in July 2017.

### 1 主要會計政策、會計政策改變及重列 (續)

#### 會計政策改變及重列

本年度，本集團已應用下列由香港會計師公會頒布之新及經修訂香港財務報告準則。

除因香港會計準則第7號之修訂而於附註37新增對融資活動產生的負債變動之披露要求外，於本年度的新及經修訂香港財務報告準則對本集團於本年及往年度的財務表現及狀況及／或於此等綜合財務報表所載列的披露並無重大影響。

#### 合併會計及重列

根據於二零一七年七月二十七日訂立的股權買賣協議，本公司同意從太平集團（香港）（本公司之直屬控股公司）收購澤鴻發展有限公司（「澤鴻」）51,000,000股股份，相當於澤鴻全部已發行股本之51%，現金代價為1,960,750,100元。該交易於二零一七年七月完成。

# Notes to the Consolidated Financial Statements (Continued)

## 綜合財務報表附註 (續)

(Expressed in Hong Kong dollars)  
(以港幣列示)

### 1 SIGNIFICANT ACCOUNTING POLICIES, CHANGES IN ACCOUNTING POLICIES AND RESTATEMENT (Continued)

#### Changes in Accounting Policies and Restatement (Continued)

##### Merger accounting and restatements (Continued)

As the interests of the Company and Tellon were all under common control of TPG(HK) before and after the acquisition, the Group has accounted for the acquisition of the interests of Tellon using the principles of merger accounting and applied Accounting Guideline No. 5 "Merger Accounting for Common Control Combinations". Under these principles of merger accounting, the acquisition is accounted for as though the businesses of the interests of Tellon have always been carried out by the Group. The consolidated financial statements are prepared as if the current group structure has been in existence throughout the periods presented. The consolidated statement of profit or loss includes the results of this interests of Tellon from the earliest date presented, taking into account the profit or loss attributable to the non-controlling interests recorded in the consolidated financial statements of TPG(HK). Accordingly, the prior year figures have been restated and the corresponding financial impact as summarised below.

An uniform set of accounting policies is adopted by the Group. The Group recognises the assets, liabilities and equity of the interests of Tellon at the carrying amounts in the consolidated financial statements of TPG(HK) prior to the acquisition. Comparative amounts are presented as if this interests of Tellon had been combined at the previous financial year end date. The excess of consideration over carrying value of the share capital of Tellon at the time of combination is recognised as a merger reserve in equity amounting to \$1,909,750,100.

### 1 主要會計政策、會計政策改變及重列 (續)

#### 會計政策改變及重列 (續)

##### 合併會計及重列 (續)

由於在收購事項前及收購事項後，澤鴻及本公司均共同受到中國太平集團（香港）之控制，本集團已對收購澤鴻使用合併會計原則及應用會計指引第5號「共同控制合併之合併會計處理」。按該等合併會計原則對收購事項進行會計處理，猶如澤鴻之業務一直由本集團經營。綜合財務報表乃按現行之集團架構一直存在於呈列之往前期間而編製。綜合損益表包括此等澤鴻於最早日期呈列之業績。非控股股東權益應佔之損益，經計及於中國太平集團（香港）綜合損益表內之非控股股東應佔損益後重列往年金額亦已作相應重列及財務影響參看下文。

本集團採納統一的會計政策。本集團以澤鴻被收購前在中國太平集團（香港）綜合財務報表內的賬面值，確認其資產、負債及權益。有關比較數字的列示方式，乃假設該澤鴻在往前財務年度末已合併。在合併時購入價高於購入股本賬面值的金額為1,909,750,100元，於權益賬內確認為合併儲備。

# Notes to the Consolidated Financial Statements (Continued)

## 綜合財務報表附註 (續)

(Expressed in Hong Kong dollars)  
(以港幣列示)

### 1 SIGNIFICANT ACCOUNTING POLICIES, CHANGES IN ACCOUNTING POLICIES AND RESTATEMENT (Continued)

#### Changes in Accounting Policies and Restatement (Continued)

##### Merger accounting and restatements (Continued)

The effects of the acquisition of interests of Telson on the consolidated statement of profit or loss for the year ended 31 December 2016 are summarised below:

### 1 主要會計政策、會計政策改變及重列 (續)

#### 會計政策改變及重列 (續)

##### 合併會計及重列 (續)

收購澤鴻對截至二零一六年十二月三十一日止年度之綜合損益表的影響概述如下：

		For the year ended 31 December 2016 截至 二零一六年 十二月三十一 止年度 (Originally stated) (原本呈列) \$'000 千元	Effect of merger accounting 合併會計 之影響 \$'000 千元	For the year ended 31 December 2016 截至 二零一六年 十二月三十一 止年度 (Restated) (重列) \$'000 千元
<b>Income</b>	<b>收入</b>			
Total premiums written and policy fees	總保費及保單費收入	149,265,378	-	149,265,378
Less: Premiums ceded to reinsurers	減：分出保費	(4,615,285)	-	(4,615,285)
Net premiums written and policy fees	淨保費收入及保單費收入	144,650,093	-	144,650,093
Change in unearned premium provision, net of reinsurance	未到期責任準備金變化， 減再保險	(1,081,519)	-	(1,081,519)
Net earned premiums and policy fees	已賺取保費及保單費收入淨額	143,568,574	-	143,568,574
Net investment income	淨投資收入	17,656,423	49,680	17,706,103
Net realised investment gains	已實現投資收益淨額	2,594,713	-	2,594,713
Net unrealised investment gains and impairment	未實現投資收益及減值淨額	(232,682)	7,378	(225,304)
Other income	其他收益	2,911,572	7,844	2,919,416
Total income	收入總額	166,498,600	64,902	166,563,502
<b>Benefits, losses and expenses</b>	<b>給付賠款及費用</b>			
Net policyholders' benefits	保單持有人利益淨額	(32,832,962)	-	(32,832,962)
Net commission expenses	佣金支出淨額	(16,704,474)	-	(16,704,474)
Administrative and other expenses	行政及其他費用	(22,680,494)	(13,304)	(22,693,798)
Change in life insurance contract liabilities, net of reinsurance	壽險合約負債變化， 減再保險	(83,642,837)	-	(83,642,837)
Total benefits, losses and expenses	給付賠款及費用總額	(155,860,767)	(13,304)	(155,874,071)
		10,637,833	51,598	10,689,431

# Notes to the Consolidated Financial Statements (Continued)

## 綜合財務報表附註 (續)

(Expressed in Hong Kong dollars)  
(以港幣列示)

### 1 SIGNIFICANT ACCOUNTING POLICIES, CHANGES IN ACCOUNTING POLICIES AND RESTATEMENT (Continued)

#### Changes in Accounting Policies and Restatement (Continued)

##### Merger accounting and restatements (Continued)

The effects of the acquisition of interests of Telson on the consolidated statement of profit or loss for the year ended 31 December 2016 are summarised below: (Continued)

### 1 主要會計政策、會計政策改變及重列 (續)

#### 會計政策改變及重列 (續)

##### 合併會計及重列 (續)

收購澤鴻對截至二零一六年十二月三十一日止年度之綜合損益表的影響概述如下: (續)

		For the year ended 31 December 2016 截至 二零一六年 十二月三十一日 止年度 (Originally stated) (原本呈列) \$'000 千元	Effect of merger accounting 合併會計 之影響 \$'000 千元	For the year ended 31 December 2016 截至 二零一六年 十二月三十一日 止年度 (Restated) (重列) \$'000 千元
Share of results of associates and joint ventures	應佔聯營公司及合營公司業績	(10,136)	69,197	59,061
Finance costs	財務費用	(1,377,203)	(21)	(1,377,224)
<b>Profit before taxation</b>	<b>除稅前溢利</b>	<b>9,250,494</b>	<b>120,774</b>	<b>9,371,268</b>
Income tax charges	稅項支出	(2,948,018)	(8,222)	(2,956,240)
<b>Profit after taxation</b>	<b>除稅後溢利</b>	<b>6,302,476</b>	<b>112,552</b>	<b>6,415,028</b>
<b>Attributable to:</b>	<b>應佔:</b>			
Owners of the Company	本公司股東權益	4,774,248	57,401	4,831,649
Non-controlling interests	非控股股東權益	1,528,228	55,151	1,583,379
		<b>6,302,476</b>	<b>112,552</b>	<b>6,415,028</b>

# Notes to the Consolidated Financial Statements (Continued)

## 綜合財務報表附註 (續)

(Expressed in Hong Kong dollars)  
(以港幣列示)

### 1 SIGNIFICANT ACCOUNTING POLICIES, CHANGES IN ACCOUNTING POLICIES AND RESTATEMENT (Continued)

#### Changes in Accounting Policies and Restatement (Continued)

##### Merger accounting and restatements (Continued)

The effects of the acquisition of interests of Telson on the consolidated statement of financial position as at 31 December 2016 are summarised below:

### 1 主要會計政策、會計政策改變及重列 (續)

#### 會計政策改變及重列 (續)

##### 合併會計及重列 (續)

收購澤鴻對於二零一六年十二月三十一日之綜合財務狀況表的影響概述如下：

		At 31 December 2016 於二零一六年 十二月三十一日 (Originally stated) (原本呈列) \$'000 千元	Effect of merger accounting 合併會計 之影響 \$'000 千元	At 31 December 2016 於二零一六年 十二月三十一日 (Restated) (重列) \$'000 千元
<b>Assets</b>	<b>資產</b>			
Statutory deposits	法定存款	5,643,348	-	5,643,348
Fixed assets	固定資產			
- Property and equipment	- 物業及設備	8,321,111	270	8,321,381
- Investment properties	- 投資物業	18,447,196	133,592	18,580,788
- Prepaid lease payments	- 預付租賃付款	621,689	-	621,689
		27,389,996	133,862	27,523,858
Goodwill	商譽	762,041	-	762,041
Intangible assets	無形資產	261,668	853	262,521
Interests in associates and joint ventures	於聯營公司及合營公司的權益	1,184,297	1,040,281	2,224,578
Deferred tax assets	遞延稅項資產	687,189	-	687,189
Investments in debt and equity securities	債務及股本證券投資	305,489,307	2,418,542	307,907,849
Securities purchased under resale agreements	買入返售證券	5,497,736	-	5,497,736
Amounts due from group companies	應收集團內公司款項	21,434	(7,805)	13,629
Insurance debtors	保險客戶應收賬款	6,693,635	-	6,693,635
Reinsurers' share of insurance contract provisions	分保公司應佔保險合約準備	5,835,514	-	5,835,514
Policyholder account assets in respect of unit-linked products	有關投資連結產品之保單持有人賬戶資產	1,206,983	-	1,206,983
Finance lease receivables	應收金融租賃	37,788,259	-	37,788,259
Other assets	其他資產	38,308,453	(149,459)	38,158,994
Pledged and restricted bank deposits	已抵押及受限制銀行存款	535,452	149,954	685,406
Deposits at banks with original maturity more than three months	原到期日超過三個月的銀行存款	29,555,963	3,200	29,559,163
Cash and cash equivalents	現金及現金等價物	38,544,484	12,472	38,556,956
		505,405,759	3,601,900	509,007,659

# Notes to the Consolidated Financial Statements (Continued)

## 綜合財務報表附註 (續)

(Expressed in Hong Kong dollars)  
(以港幣列示)

### 1 SIGNIFICANT ACCOUNTING POLICIES, CHANGES IN ACCOUNTING POLICIES AND RESTATEMENT (Continued)

#### Changes in Accounting Policies and Restatement (Continued)

##### Merger accounting and restatements (Continued)

The effects of the acquisition of interests of Telson on the consolidated statement of financial position as at 31 December 2016 are summarised below: (Continued)

### 1 主要會計政策、會計政策改變及重列 (續)

#### 會計政策改變及重列 (續)

##### 合併會計及重列 (續)

收購澤鴻對於二零一六年十二月三十一日之綜合財務狀況表的影響概述如下: (續)

		At 31 December 2016 於二零一六年 十二月三十一日 (Originally stated) (原本呈列) \$'000 千元	Effect of merger accounting 合併會計 之影響 \$'000 千元	At 31 December 2016 於二零一六年 十二月三十一日 (Restated) (重列) \$'000 千元
<b>Liabilities</b>	<b>負債</b>			
Life insurance contract liabilities	壽險合約負債	291,843,971	-	291,843,971
Unearned premium provisions	未到期責任準備金	11,815,453	-	11,815,453
Provision for outstanding claims	未決賠款準備	16,716,058	-	16,716,058
Investment contract liabilities	投資合約負債	22,436,805	-	22,436,805
Deferred tax liabilities	遞延稅項負債	1,576,076	294,852	1,870,928
Interest-bearing notes	需付息票據	5,835,209	-	5,835,209
Bank borrowings	銀行貸款	41,706,427	-	41,706,427
Securities sold under repurchase agreements	賣出回購證券	732,217	-	732,217
Amounts due to group companies	應付集團內公司款項	25,401	(2,827)	22,574
Insurance creditors	保險應付賬款	29,465,086	-	29,465,086
Other payables and accruals	其他應付及應計款項	13,628,007	63,908	13,691,915
Current taxation	當期稅項	2,488,109	-	2,488,109
Insurance protection fund	保險保障基金	134,276	-	134,276
		438,403,095	355,933	438,759,028
<b>Net assets</b>	<b>淨資產值</b>	67,002,664	3,245,967	70,248,631
<b>Capital and reserves attributable to the owners of the Company</b>	<b>本公司股東應佔資本及儲備</b>			
Share capital	股本	40,771,408	-	40,771,408
Reserves	儲備	10,690,707	1,655,359	12,346,066
		51,462,115	1,655,359	53,117,474
Perpetual subordinated capital securities	永續次級資本證券	4,706,947	-	4,706,947
		56,169,062	1,655,359	57,824,421
<b>Non-controlling interests</b>	<b>非控股股東權益</b>	10,833,602	1,590,608	12,424,210
<b>Total equity</b>	<b>總權益</b>	67,002,664	3,245,967	70,248,631

# Notes to the Consolidated Financial Statements (Continued)

## 綜合財務報表附註 (續)

(Expressed in Hong Kong dollars)  
(以港幣列示)

### 1 SIGNIFICANT ACCOUNTING POLICIES, CHANGES IN ACCOUNTING POLICIES AND RESTATEMENT (Continued)

#### Changes in Accounting Policies and Restatement (Continued)

##### Merger accounting and restatements (Continued)

The effects of the acquisition of interests on the consolidated statement of financial position as at 1 January 2016 are summarised below:

		At 1 January 2016 於二零一六年 一月一日 (Originally stated) (原本呈列) \$'000 千元	Effect of merger accounting 合併會計 之影響 \$'000 千元	At 1 January 2016 於二零一六年 一月一日 (Restated) (重列) \$'000 千元
<b>Assets</b>	<b>資產</b>			
Statutory deposits	法定存款	5,896,222	-	5,896,222
Fixed assets	固定資產			
- Property and equipment	- 物業及設備	7,617,058	339	7,617,397
- Investment properties	- 投資物業	15,156,180	134,761	15,290,941
- Prepaid lease payments	- 預付租賃付款	966,197	-	966,197
		23,739,435	135,100	23,874,535
Goodwill	商譽	668,517	-	668,517
Intangible assets	無形資產	261,668	1,011	262,679
Interests in associates and joint ventures	於聯營公司及合營公司的投資	978,429	1,033,233	2,011,662
Deferred tax assets	遞延稅項資產	365,493	-	365,493
Investments in debt and equity securities	債務及股本證券投資	273,574,170	2,124,823	275,698,993
Securities purchased under resale agreements	買入返售證券	5,116,737	-	5,116,737
Amounts due from group companies	應收集團內公司款項	19,704	29,040	48,744
Insurance debtors	保險客戶應收賬款	9,237,674	-	9,237,674
Reinsurers' share of insurance contract provisions	分保公司應佔保險合約準備	34,155,408	-	34,155,408
Policyholder account assets in respect of unit-linked products	有關投資連結產品之保單持有人賬戶資產	1,780,194	-	1,780,194
Finance lease receivables	應收金融租賃	23,030,665	-	23,030,665
Other assets	其他資產	33,749,076	(103,098)	33,645,978
Pledged and restricted bank deposits	已抵押及受限制銀行存款	399,172	117,377	516,549
Deposits at banks with original maturity more than three months	原到期日超過三個月的銀行存款	27,439,338	10,337	27,449,675
Cash and cash equivalents	現金及現金等價物	47,619,452	13,184	47,632,636
		488,031,354	3,361,007	491,392,361

### 1 主要會計政策、會計政策改變及重列 (續)

#### 會計政策改變及重列 (續)

##### 合併會計及重列 (續)

收購澤鴻對於二零一六年一月一日之綜合財務狀況表的影響概述如下：



# Notes to the Consolidated Financial Statements (Continued)

## 綜合財務報表附註 (續)

(Expressed in Hong Kong dollars)  
(以港幣列示)

### 1 SIGNIFICANT ACCOUNTING POLICIES, CHANGES IN ACCOUNTING POLICIES AND RESTATEMENT (Continued)

#### Changes in Accounting Policies and Restatement (Continued)

##### Merger accounting and restatements (Continued)

The effects of the acquisition of interests on the consolidated statement of financial position as at 1 January 2016 are summarised below: (Continued)

### 1 主要會計政策、會計政策改變及重列 (續)

#### 會計政策改變及重列 (續)

##### 合併會計及重列 (續)

收購澤鴻對於二零一六年一月一日之綜合財務狀況表的影響概述如下: (續)

		At 1 January 2016 於二零一六年 一月一日 (Originally stated) (原本呈列) \$'000 千元	Effect of merger accounting 合併會計 之影響 \$'000 千元	At 1 January 2016 於二零一六年 一月一日 (Restated) (重列) \$'000 千元
<b>Liabilities</b>	<b>負債</b>			
Life insurance contract liabilities	壽險合約負債	254,020,785	-	254,020,785
Unearned premium provisions	未到期責任準備金	11,118,272	-	11,118,272
Provision for outstanding claims	未決賠款準備	16,003,013	-	16,003,013
Investment contract liabilities	投資合約負債	18,762,573	-	18,762,573
Deferred tax liabilities	遞延稅項負債	4,195,575	267,069	4,462,644
Interest-bearing notes	需付息票據	6,269,898	-	6,269,898
Bank borrowings	銀行貸款	25,908,893	-	25,908,893
Securities sold under repurchase agreements	賣出回購證券	16,647,650	-	16,647,650
Amounts due to group companies	應付集團內公司款項	59,907	(2,907)	57,000
Insurance creditors	保險客戶應付賬款	48,609,208	-	48,609,208
Other payables and accruals	其他應付及應計款項	12,068,242	(8,544)	12,059,698
Current taxation	當期稅項	2,418,249	396	2,418,645
Insurance protection fund	保險保障基金	150,456	-	150,456
		416,232,721	256,014	416,488,735
<b>Net assets</b>	<b>淨資產值</b>	71,798,633	3,104,993	74,903,626
<b>Capital and reserves attributable to the owners of the Company</b>	<b>本公司股東應佔資本及儲備</b>			
Share capital	股本	40,771,408	-	40,771,408
Reserves	儲備	14,249,248	1,583,463	15,832,711
		55,020,656	1,583,463	56,604,119
Perpetual subordinated capital securities	永續次級資本證券	4,707,349	-	4,707,349
		59,728,005	1,583,463	61,311,468
<b>Non-controlling interests</b>	<b>非控股股東權益</b>	12,070,628	1,521,530	13,592,158
<b>Total equity</b>	<b>總權益</b>	71,798,633	3,104,993	74,903,626

# Notes to the Consolidated Financial Statements (Continued)

## 綜合財務報表附註 (續)

(Expressed in Hong Kong dollars)  
(以港幣列示)

### 1 SIGNIFICANT ACCOUNTING POLICIES, CHANGES IN ACCOUNTING POLICIES AND RESTATEMENT (Continued)

#### Changes in Accounting Policies and Restatement (Continued)

#### Merger accounting and restatements (Continued)

#### Impact on basic earnings per share

### 1 主要會計政策、會計政策改變及重列 (續)

#### 會計政策改變及重列 (續)

#### 合併會計及重列 (續)

#### 對每股盈利的影響

		For the year ended 31 December 2016 截至 二零一六年 十二月三十一日 止年度 HK dollars 港元
Basic earnings per share before adjustment	調整前之每股基本盈利	1.258
Adjustment arising from acquisition of interests of Tellon	因收購澤鴻權益的調整	0.016
Reported basic earnings per share	呈列的每股基本盈利	1.274

#### Impact on diluted earnings per share

#### 對每股攤薄盈利的影響

		For the year ended 31 December 2016 截至 二零一六年 十二月三十一日 止年度 HK dollars 港元
Diluted earnings per share before adjustment	調整前之每股攤薄盈利	1.258
Adjustment arising from acquisition of interests of Tellon	因收購澤鴻權益的調整	0.016
Reported diluted earnings per share	呈列的每股攤薄盈利	1.274

# Notes to the Consolidated Financial Statements (Continued)

## 綜合財務報表附註 (續)

(Expressed in Hong Kong dollars)  
(以港幣列示)

## 2 INSURANCE, FINANCIAL AND CAPITAL RISK MANAGEMENT

### (a) Risk management objectives, policies and processes for mitigating insurance risk

The Group is principally engaged in the underwriting of life insurance business in the PRC and Hong Kong, property and casualty insurance business in the PRC, Hong Kong, Macau, Singapore, UK and Indonesia and reinsurance business around the world. The Group's management of insurance and financial risk is a critical aspect of the business. Insurance risks are managed through the application of various policies and procedures relating to underwriting, pricing, claims and reinsurance as well as experience monitoring.

The Group uses several methods to assess and monitor insurance risk exposures both for individual types of risks insured and overall risks. These methods include internal risk measurement models, sensitivity analyses and scenario analyses.

The theory of probability is applied to the pricing and provisioning for a portfolio of insurance contracts. The principal risk is that the frequency and severity of claims is greater than expected. Insurance events are, by their nature, random, and the actual number and size of events during any year may vary from those estimated using established statistical techniques.

### (b) Underwriting strategy

#### *Life insurance business*

The Group operates its life insurance business in the PRC and Hong Kong's life insurance market, offering a wide range of insurance products covering different types of individual and group life insurance, health insurance, accident insurance and annuity. With regard to the control of quality of the insurance policies underwritten, the Group has formulated strict operational procedures on underwriting and claims settlement to control risks on insurance underwriting.

#### *Property and casualty insurance business*

The Group is engaged in the underwriting of property and casualty insurance business in the PRC, Hong Kong, Macau, Singapore, UK and Indonesia. The Group focuses its property and casualty insurance business by offering a wide range of insurance products covering different types of property insurance (including compulsory motor insurance), liability insurance, credit insurance, guarantee insurance business and short-term accident and health insurance and the related reinsurance business. The Group has formulated strict operational procedures on underwriting and claims settlement to control risks on insurance underwriting.

## 2 保險、財務及資本風險管理

### (a) 風險管理目標及降低保險風險政策和步驟

本集團的主要業務為承保內地人壽保險業務、內地、香港、澳門、新加坡、英國及印尼財產保險業務及全球各地再保險業務。本集團的保險及財務風險管理乃主要的業務領域。本集團藉應用各種與承保、定價、賠款及再保險以及經驗監測有關的政策及程序管理保險風險。

本集團採用多種方法評估及監測保險風險，包括個別類型的承保風險及整體風險。該等方法包括內部風險計量模式、敏感性分析及方案分析。

保險合約組合的定價及準備應用概率理論。主要風險為賠款次數及嚴重性超過預期。保險事件在性質上具有任意性，任何年度內事件的實際數目及規模可能與使用現行統計技術所估計者不同。

### (b) 承保策略

#### *人壽保險業務*

本集團人壽保險業務營運於中國及香港人壽保險市場，提供各種各樣的保險產品，包括不同類型的個人及團體人壽保險、健康險、意外險及年金。在承保的保單質量控制方面，本集團已設立嚴格的承保及理賠操作程序，以控制保險承保的風險。

#### *財產保險業務*

本集團從事承保內地、香港、澳門、新加坡、英國及印尼財產保險業務。本集團集中其財產保險業務，提供各種各樣的保險產品，包括不同類型的財產保險（包括機動車交通事故責任強制保險）、責任險、信用保險、保證保險及短期意外及健康險及有關之再保險業務。本集團已設立嚴格的承保及理賠操作程序，以控制保險承保風險。

# Notes to the Consolidated Financial Statements (Continued)

## 綜合財務報表附註 (續)

(Expressed in Hong Kong dollars)  
(以港幣列示)

### 2 INSURANCE, FINANCIAL AND CAPITAL RISK MANAGEMENT (Continued)

#### (b) Underwriting strategy (Continued)

##### Reinsurance business

The Group's reinsurance portfolio is made up of a mix of business spreading across different geographic regions with emphasis towards Asian countries, covering property damage, life, marine cargo and hull and miscellaneous non-marine classes. Whilst diversifying its underwriting portfolio, the Group does not actively seek acceptance of any liability reinsurance business from customers operating outside of the Asia Pacific region. In the Asia Pacific region, where these are core-markets of the Group, liability reinsurance businesses are written on a limited scale in order to provide customers in the region with comprehensive reinsurance services.

For life reinsurance business strategy, current portfolio of life business is mainly made up of long term business with emphasis on Hong Kong market. Besides maintaining current business scale, in order to diversify and balance the underwriting portfolio, the Group starts to emphasise on the development of yearly renewable term or coinsurance reinsurance. The Group's strategy is to develop business with prudent attitude, gain more sophisticated market experience instead of seeking fast business expansion.

#### (c) Reinsurance strategy

The Group purchases reinsurance protection from other reinsurers in the normal course of business in order to limit the potential for losses arising from unexpected and concentrated exposures. In assessing the credit worthiness of reinsurers, the Group takes into account, among other factors, ratings and evaluation performed by recognised credit rating agencies, their claims-paying and underwriting track record, as well as the Group's past experience with them.

#### (d) Asset and liability matching

The objective of the Group's asset and liability management is to match the Group's assets with liabilities on the basis of duration. The Group actively manages its assets using an approach that balances quality, diversification, asset and liability matching, liquidity and investment return. The goal of the investment process is to maximise investment returns at a tolerable risk level, whilst ensuring that the assets and liabilities are managed on a cash flow and duration basis.

### 2 保險、財務及資本風險管理 (續)

#### (b) 承保策略 (續)

##### 再保險業務

本集團的再保險組合由涵蓋不同地區的一系列業務組成，重點在於亞洲國家，包括財產損毀、人壽、貨運及船隻保險以及其他非海事保險。除多元化承保組合外，本集團並無積極從亞太地區以外營運的客戶尋求任何責任再保險業務。在亞太地區，即本集團的核心市場，本集團會有限度承保責任再保險，為區內客戶提供全面再保險服務。

對於人壽再保險業務的承保策略而言，現時的人壽業務組合主要由香港市場的長期業務組成。除了維持現有的業務規模外，為了多元化及平衡承保組合，本集團開始強調每年續期或共保再保險的發展。本集團的策略是以審慎的態度發展業務，獲取更精密的市場經驗，而不是尋求快速業務擴張。

#### (c) 再保險策略

本集團於日常業務過程中向其他再保險公司購買再保險保障，以限制因不能預期及較集中風險而產生的潛在損失。在評估再保險公司的信用水平時，本集團會考慮認可信用評級機構的評級及評估、以往賠款及承保記錄及與本集團以往的交易經驗等因素。

#### (d) 資產與負債配比

本集團的資產與負債管理目標為按期限基準配比本集團的資產與負債。本集團通過平衡質素、多元組合、資產與負債配比、流動性與投資回報等方面來積極管理資產。投資過程的目標是在可容忍的風險程度內將投資回報提升至最高水平，同時確保資產與負債按現金流動及期限基準管理。

# Notes to the Consolidated Financial Statements (Continued)

## 綜合財務報表附註 (續)

(Expressed in Hong Kong dollars)  
(以港幣列示)

### 2 INSURANCE, FINANCIAL AND CAPITAL RISK MANAGEMENT (Continued)

#### (d) Asset and liability matching (Continued)

However, in respect of life insurance business, under the current regulatory and market environment in the PRC, the Group is unable to invest in assets with a duration of sufficient length to match the duration of its life insurance liabilities. When the regulatory and market environment permits, the Group intends to gradually lengthen the duration of its assets. The Group monitors the duration gap between the assets and liabilities closely and prepares cash flow projections from assets and liabilities on a regular basis. Currently, the Group reduces the level of the asset-liability mismatch by:

- actively seeking to acquire longer dated fixed rate debt investments with an acceptable level of yield;
- upon the maturity dates of fixed rate debt investments, rolling over the proceeds to longer dated fixed rate debt investments;
- disposing of some of the shorter dated fixed rate debt investments, particularly those with lower yields, and rolling over the proceeds to longer dated fixed rate debt investments; and
- investing in equities for the long term and in property holding company.

#### (e) Insurance risk

##### (i) Life insurance business

###### Concentration of insurance risks

Concentration risk is the risk of incurring a major loss as a result of having a significant mortality or other insurance coverage on a particular person or a group of persons due to the same event. The Group manages the concentration of insurance risks by way of reinsurance arrangements with a maximum retention risk of RMB500,000 per person in life and personal accident policies and RMB200,000 on critical illness insurance. In addition, the Group purchases catastrophe protection for losses arising from claims involving multiple lives from the same event. The maximum retention risk is RMB1 million for each and every loss occurrence, and the total coverage is RMB100 million for each and every loss occurrence. The Group purchases surplus treaties and proportional treaties to cover life, accident and long term health risks. In addition, an excess of loss reinsurance contract is applied for any insurance contract with significant sum insured.

### 2 保險、財務及資本風險管理 (續)

#### (d) 資產與負債配比 (續)

然而，有關人壽保險業務，有鑒於中國現行監管及市場環境，本集團未能投資於期限足以配比其壽險負債的資產。在監管及市場環境允許的情況下，本集團有意逐步延長其資產的期限。本集團密切監察資產與負債的期限差距，定期進行資產與負債的現金流預測。目前，本集團透過以下方法降低資產與負債不配的程度：

- 積極尋求取得收益水平可接受的較長期定息債務投資；
- 於定息債務投資到期後，將所得款項滾存入更長期的定息債務投資；
- 出售部份短期定息債務投資，尤其是收益率較低者，將收益滾存入更長期定息債務投資；及
- 長期投資股份及投資物業持有公司。

#### (e) 保險風險

##### (i) 人壽保險業務

###### 保險風險集中

集中風險指本集團因相同事件造成特定人士或一群人士發生重大死亡或屬於其他承保範圍而蒙受重大損失的風險。本集團透過再保險安排壽險及個人意外保單的最高自留金限額風險為每人人民幣500,000元，重大疾病保險的最高自留金限額風險為每人人民幣200,000元管理集中風險。此外，本集團就同一事故造成涉及人數眾多的保險賠款而產生的巨額賠償購買巨災保障保險。每宗事故的最高自留限額風險為人民幣100萬元，而再保險保障上限為人民幣1億元。本集團購買溢額合約保險及比例合約保險以保障壽險、意外風險保險及長期健康保險。此外，任何受保的重大金額保險合約均安排了超額賠款再保險合約。

# Notes to the Consolidated Financial Statements (Continued)

## 綜合財務報表附註 (續)

(Expressed in Hong Kong dollars)  
(以港幣列示)

### 2 INSURANCE, FINANCIAL AND CAPITAL RISK MANAGEMENT (Continued)

#### (e) Insurance risk (Continued)

##### (i) Life insurance business (Continued)

##### Concentration of insurance risks (Continued)

The distribution of sum insured per policy is summarised as follows:

RMB'000 人民幣千元	Before reinsurance 再保險前		After reinsurance 再保險後	
	Year ended 31 December		Year ended 31 December	
	2017	2016	2017	2016
	二零一七年	二零一六年	二零一七年	二零一六年
0-200	93.43%	94.20%	96.12%	96.20%
201-500	6.22%	5.43%	3.87%	3.80%
> 500	0.35%	0.37%	0.01%	-
	100.00%	100.00%	100.00%	100.00%

##### Management of risks

The key risk associated with life insurance contracts is the risk of potential loss arising with respect to a particular insurance product as a result of actual market conditions and loss experience being different from the assumed market conditions and loss experience used when designing and pricing the product.

The Group manages the risks by centralising the product design function at the head office level, headed by the chief appointed actuary and senior management in other key functional departments. Standards and guidelines are established to ensure that the risks associated with particular products are within the acceptable level. The pricing method, the solvency requirement, the profit margin, the loss experience, etc., are key considerations in designing a product.

In addition, the underwriting and claim processing departments strictly follow the established standards and procedures.

### 2 保險、財務及資本風險管理 (續)

#### (e) 保險風險 (續)

##### (i) 人壽保險業務 (續)

##### 保險風險集中 (續)

每份保單的受保金額分佈概述如下：

##### 風險管理

壽險合約的主要風險為實際市場狀況導致特定保險產品產生潛在虧損，以及賠付經驗與假設的市場狀況及設計及定價產品所使用的賠付經驗不同而引致的潛在賠付風險。

本集團透過總部將產品設計功能中央化以管理風險，由委任的首席精算師及其他職能部門的高級管理層領導，設立標準及指引以確保特定保險產品的相關風險皆於可接受範圍內。定價方法、償付能力清償規定、利潤率及賠付經驗等均是設計保險產品時考慮的關鍵因素。

此外，承保及賠款處理部門嚴格遵守既定的標準及程序。

# Notes to the Consolidated Financial Statements (Continued)

## 綜合財務報表附註 (續)

(Expressed in Hong Kong dollars)  
(以港幣列示)

### 2 INSURANCE, FINANCIAL AND CAPITAL RISK MANAGEMENT (Continued)

#### (e) Insurance risk (Continued)

##### (ii) Property and casualty insurance business

###### Concentration of insurance risks

Within the insurance process, concentration of risk may arise where a particular event or series of events could impact heavily upon the Group's liabilities. Such concentrations may arise from a single insurance contract or through a small number of related contracts, and relate to circumstances where significant liabilities could arise.

The concentration of insurance risk before and after reinsurance by classes of business is summarised below, with reference to premiums written in the years ended 31 December 2016 and 2017.

#### TPI

		Year ended 31 December 2017 截至二零一七年十二月三十一日止年度				
		Gross written premiums	Inward reinsurance premiums	Premiums ceded to reinsurers	Net written premiums	Ceding ratio
		毛承保保費	再保險保費	分出保費	淨承保保費	分出比率
		\$'000	\$'000	\$'000	\$'000	%
		千元	千元	千元	千元	
Motor	車險	19,864,959	457,669	2,907,398	17,415,230	14.3%
Marine	水險	738,925	9,870	120,650	628,145	16.1%
Non-marine	非水險	4,837,192	190,359	894,653	4,132,898	17.8%
Total	總額	25,441,076	657,898	3,922,701	22,176,273	15.0%

#### TPI

		Year ended 31 December 2016 截至二零一六年十二月三十一日止年度				
		Gross written premiums	Inward reinsurance premiums	Premiums ceded to reinsurers	Net written premiums	Ceding ratio
		毛承保保費	再保險保費	分出保費	淨承保保費	分出比率
		\$'000	\$'000	\$'000	\$'000	%
		千元	千元	千元	千元	
Motor	車險	17,034,619	-	1,703,140	15,331,479	10.0%
Marine	水險	444,583	24,812	163,350	306,045	34.8%
Non-marine	非水險	3,789,515	7,219	806,880	2,989,854	21.3%
Total	總額	21,268,717	32,031	2,673,370	18,627,378	12.6%

### 2 保險、財務及資本風險管理 (續)

#### (e) 保險風險 (續)

##### (ii) 財產保險業務

###### 保險風險集中

在保險程序中，集中的風險可能令當特定事件或一連串事件出現時嚴重影響本集團的負債。該等集中可能因單一保險合約或透過少量有關連合約引起，和涉及引起重大負債的情況。

關於截至二零一六年及二零一七年十二月三十一日止年度承保保費，按業務種類劃分再保險前及再保險後之保險風險集中情況概述如下。

#### 太平財險

# Notes to the Consolidated Financial Statements (Continued)

## 綜合財務報表附註 (續)

(Expressed in Hong Kong dollars)  
(以港幣列示)

### 2 INSURANCE, FINANCIAL AND CAPITAL RISK MANAGEMENT (Continued)

#### (e) Insurance risk (Continued)

##### (ii) Property and casualty insurance business (Continued)

##### Concentration of insurance risks (Continued)

CTPI (HK)

		Year ended 31 December 2017 截至二零一七年十二月三十一日止年度				
		Gross written premiums	Inward reinsurance premiums	Premiums ceded to reinsurers	Net written premiums	Ceding ratio
		毛承保保費	再保險保費	分出保費	淨承保保費	分出比率
		\$'000	\$'000	\$'000	\$'000	%
		千元	千元	千元	千元	
Motor	車險	349,313	1,214,599	25,780	1,538,132	1.6%
Marine	水險	196,477	13,703	114,398	95,782	54.4%
Non-marine	非水險	903,727	168,176	500,520	571,383	46.7%
Total	總額	1,449,517	1,396,478	640,698	2,205,297	22.5%

CTPI (HK)

太平香港

		Year ended 31 December 2016 截至二零一六年十二月三十一日止年度				
		Gross written premiums	Inward reinsurance premiums	Premiums ceded to reinsurers	Net written premiums	Ceding ratio
		毛承保保費	再保險保費	分出保費	淨承保保費	分出比率
		\$'000	\$'000	\$'000	\$'000	%
		千元	千元	千元	千元	
Motor	車險	344,614	1,002,524	28,082	1,319,056	2.1%
Marine	水險	232,894	27,222	139,959	120,157	53.8%
Non-marine	非水險	794,532	183,478	460,228	517,782	47.1%
Total	總額	1,372,040	1,213,224	628,269	1,956,995	24.3%



# Notes to the Consolidated Financial Statements (Continued)

## 綜合財務報表附註 (續)

(Expressed in Hong Kong dollars)  
(以港幣列示)

### 2 INSURANCE, FINANCIAL AND CAPITAL RISK MANAGEMENT (Continued)

#### (e) Insurance risk (Continued)

##### (ii) Property and casualty insurance business (Continued)

###### Management of risks

The Group delegates underwriting authority to experienced underwriters. Each underwriting department has an underwriting manual for each class of business. The underwriting manual is approved by the Business Management Committee and specifies the authority of underwriters at each level. Each underwriting manual clearly states the insurable risk, risks that can be insured on a limited scale and uninsurable risk as well as the probable maximum loss which underwriters at each level can underwrite. Risks that exceed the underwriting authority of the head of the underwriting department have to be reviewed and approved by the Business Management Committee. For claims handling, there is a procedures manual that lays down the operational procedures and controls required to mitigate the insurance risk.

The Group also arranges both treaty reinsurance and facultative reinsurance in accordance with international practice. Treaty reinsurance provides automatic reinsurance cover under specific reinsurance contract terms and conditions. Facultative reinsurance is reinsurance of individual risk. Each contract is arranged separately. The choice of reinsurance contract depends on market conditions, market practice and the nature of business. Facultative reinsurance is arranged when an individual risk is not covered by treaty reinsurance or exceeds treaty reinsurance capacity and exceeds its own underwriting capacity.

### 2 保險、財務及資本風險管理 (續)

#### (e) 保險風險 (續)

##### (ii) 財產保險業務 (續)

###### 風險管理

本集團把承保權委託給有經驗之核保人。每個承保部門在每個業務種類均有承保手冊。承保手冊經業務管理委員會核准及明確說明各個級別的核保人之權力。每本承保手冊清楚載列可承保之風險、限制承保之風險及禁止承保之風險、以及各級別核保人可承保之最大可能賠付。超越承保部門主管承保權之風險需由業務管理委員會審閱及核准。在賠款處理方面，程序手冊載列有需要之營運程序及控制以減輕保險風險。

本集團亦根據國際慣例安排合約分保及臨時分保。合約分保於特定再保險合約條款下提供自動再保險保障。臨時分保為個別風險之分保。每份合約皆個別洽商。再保險合約按市場狀況、市場慣例及業務性質選擇。當個別風險沒有在合約分保涵蓋或超出合約分保的容量且超出自身承保能力時，將安排臨時分保。

# Notes to the Consolidated Financial Statements (Continued)

## 綜合財務報表附註 (續)

(Expressed in Hong Kong dollars)  
(以港幣列示)

### 2 INSURANCE, FINANCIAL AND CAPITAL RISK MANAGEMENT (Continued)

#### (e) Insurance risk (Continued)

##### (iii) Reinsurance business

###### Concentration of insurance risks

Concentration of risk arises from the accumulation of risks within a particular business line. The Group's key methods in managing these risks are diversification of the business line and areas where the gross premiums are written. The tables below indicate the gross premiums written by business line for the year ended 31 December 2017.

By business line:

		% to total gross premiums written 佔總承保保費總額百分比	
		2017 二零一七年	2016 二零一六年
General business	一般業務	61.2%	54.0%
Life business	人壽業務	38.8%	46.0%
		100.0%	100.0%

### 2 保險、財務及資本風險管理 (續)

#### (e) 保險風險 (續)

##### (iii) 再保險業務

###### 保險風險集中

風險集中因特定業務種類與地理區域的風險累積而產生。本集團管理該等風險的主要方法為分散保費總額的業務種類及地區。下表顯示截至二零一七年十二月三十一日止年度按業務種類分佈的保費總額。

按業務種類：

		% to total gross premiums written 佔總承保保費總額百分比	
		2017 二零一七年	2016 二零一六年
General business	一般業務	61.2%	54.0%
Life business	人壽業務	38.8%	46.0%
		100.0%	100.0%

# Notes to the Consolidated Financial Statements (Continued)

## 綜合財務報表附註 (續)

(Expressed in Hong Kong dollars)  
(以港幣列示)

### 2 INSURANCE, FINANCIAL AND CAPITAL RISK MANAGEMENT (Continued)

#### (e) Insurance risk (Continued)

##### (iii) Reinsurance business (Continued)

###### Management of risks

The key risks associated with reinsurance contracts are those relating to underwriting.

The Group maintains underwriting teams who are responsible for the underwriting and sales of the Group's reinsurance products. The team promoting a certain product to a customer has the requisite expertise to determine whether the Group can meet the specific requirement of the customer within the Group's risk appetite. All inward business is screened and analysed by the underwriting staff. The decision to underwrite and the level of risk exposure accepted are determined by reference to the underwriting guideline setting out the types of business desired, and the maximum capacity per risk. Such criteria are determined by considering factors including the risk exposure, the pricing, the profit potential, the class of business, the marketing strategy, the retrocession facilities available and the market trends.

The Group arranges prorata and excess of loss retrocessions for its different lines of reinsurance business, in order to enhance its underwriting capacity as well as to harmonise its net retained exposures. Proportional retrocessions have been arranged in respect of its non-marine reinsurance business from the Asia-Pacific territories. In addition, a series of excess of loss retrocession covers are also arranged to protect the Group against major catastrophic events.

The life retrocession arrangements are normally decided collectively with the Group's management board before the confirmation of any new retrocession arrangements. All life retrocession arrangement follows the fundamental retrocession guideline of the group and regulatory requirement. Retrocession arrangements used to manage the volatility of mortality risk.

### 2 保險、財務及資本風險管理 (續)

#### (e) 保險風險 (續)

##### (iii) 再保險業務 (續)

###### 風險管理

再保險合約的主要風險為與承保相關的風險。

本集團設有若干承保團隊負責承保及銷售本集團的再保險產品。向客戶推銷一種特定產品的團隊擁有專門技術，從而釐定本集團能否在本集團既定的風險承擔範圍內滿足客戶的特定要求。承保人員會篩選及分析所有承接的業務。承保的決定及風險水平參照以下各項釐定：承保指引設定所需業務的類型、每種風險及每區的最大承保能力。該等標準經考慮多種因素後釐定，包括風險因素、定價、盈利潛力、業務類別、市場推廣策略、可用轉分保險及市場趨勢等。

本集團亦安排比例及超賠轉分保險以擴大承保能力，並同時可優化自留風險。對亞太地區的非水險業務，本集團安排了比例轉分保險。此外，本集團的巨災風險現時通過一系列超賠轉分保險的方式保障。

在確認任何新的人壽再保險安排前，通常由本集團之管理層統一決定人壽再保險安排。所有人壽再保險安排會遵循集團和監管要求的基本再保險原則。再保險安排用於管理死亡風險的波動。

# Notes to the Consolidated Financial Statements (Continued)

## 綜合財務報表附註 (續)

(Expressed in Hong Kong dollars)  
(以港幣列示)

### 2 INSURANCE, FINANCIAL AND CAPITAL RISK MANAGEMENT (Continued)

#### (f) Financial risk

The carrying amounts of financial assets at the reporting date were as follows:

### 2 保險、財務及資本風險管理 (續)

#### (f) 財務風險

於報告日，金融資產之賬面值如下：

		At 31 December 2017 於二零一七年 十二月三十一日	At 31 December 2016 於二零一六年 十二月三十一日 (Restated) (重列)
		\$'000 千元	\$'000 千元
Financial assets	金融資產		
- held-to-maturity investments	- 持有至到期日投資	180,835,005	132,702,201
- available-for-sale investments	- 可供出售投資	114,721,334	73,022,652
- held-for-trading investments	- 持有作交易用途投資	20,061,849	18,429,511
- designated at fair value through profit or loss	- 指定為通過損益以反映公允價值	1,593,703	335,192
- loans and receivables	- 貸款及應收賬款		
- investment funds	- 投資基金	7,165,016	7,465,052
- debt products	- 債權產品	88,548,517	75,953,241
- statutory deposits	- 法定存款	6,108,609	5,643,348
- securities purchased under resale agreements	- 買入返售證券	7,624,349	5,497,736
- amounts due from group companies	- 應收集團內公司款項	14,980	13,629
- other assets	- 其他應收賬款	50,810,191	36,586,277
- finance lease receivables	- 應收金融租賃	46,165,667	37,788,259
- pledged and restricted bank deposits	- 已抵押及受限制銀行存款	833,151	685,406
- deposits at banks with original maturity more than three months	- 原到期日超過三個月的銀行存款	37,407,022	29,559,163
- cash and cash equivalents	- 現金及現金等價物	39,265,257	38,556,956
		<b>601,154,650</b>	<b>462,238,623</b>
Policyholder account assets in respect of unit-linked products (Note 47)	有關投資連結產品之保單持有人賬戶資產 (附註47)	1,392,174	1,206,983
		<b>602,546,824</b>	<b>463,445,606</b>

# Notes to the Consolidated Financial Statements (Continued)

## 綜合財務報表附註 (續)

(Expressed in Hong Kong dollars)  
(以港幣列示)

### 2 INSURANCE, FINANCIAL AND CAPITAL RISK MANAGEMENT (Continued)

#### (f) Financial risk (Continued)

The carrying amounts of financial liabilities at the reporting date were as follows:

	At 31 December 2017 於二零一七年 十二月三十一日	At 31 December 2016 於二零一六年 十二月三十一日 (Restated) (重列)
	\$'000 千元	\$'000 千元
Financial liabilities at fair value through profit or loss		
– investment contract liabilities	1,392,174	1,206,983
Financial liabilities measured at amortised cost		
– investment contract liabilities	29,322,052	21,229,822
– interest-bearing notes	5,958,112	5,835,209
– bank borrowings	46,188,646	41,706,427
– securities sold under repurchase agreements	15,069,861	732,217
– amounts due to group companies	319,100	22,574
	<b>96,857,771</b>	<b>69,526,249</b>
	<b>98,249,945</b>	<b>70,733,232</b>

Transactions in financial instruments and insurance assets/liabilities may result in the Group assuming financial risks. These include market risk, credit risk and liquidity risk. Each of these financial risks is described below, together with a summary of the ways in which the Group manages these risks.

There is no significant change in the Group's exposures to risk and how they arise, nor the Group's objectives, policies and processes for managing each of these risks.

### 2 保險、財務及資本風險管理 (續)

#### (f) 財務風險 (續)

於報告日，金融負債之賬面值如下：

	At 31 December 2017 於二零一七年 十二月三十一日	At 31 December 2016 於二零一六年 十二月三十一日 (Restated) (重列)
	\$'000 千元	\$'000 千元
Financial liabilities at fair value through profit or loss		
– investment contract liabilities	1,392,174	1,206,983
Financial liabilities measured at amortised cost		
– investment contract liabilities	29,322,052	21,229,822
– interest-bearing notes	5,958,112	5,835,209
– bank borrowings	46,188,646	41,706,427
– securities sold under repurchase agreements	15,069,861	732,217
– amounts due to group companies	319,100	22,574
	<b>96,857,771</b>	<b>69,526,249</b>
	<b>98,249,945</b>	<b>70,733,232</b>

金融工具及保險資產／負債交易可引致本集團須承擔若干財務風險。該等風險包括市場風險、信用風險及流動資金風險。各有關財務風險連同本集團管理該等風險的方法闡述如下。

不論本集團承受的風險及該些風險如何產生或本集團就管理上述每一項風險的目標、政策及過程，皆沒有重大改變。

# Notes to the Consolidated Financial Statements (Continued)

## 綜合財務報表附註 (續)

(Expressed in Hong Kong dollars)  
(以港幣列示)

### 2 INSURANCE, FINANCIAL AND CAPITAL RISK MANAGEMENT (Continued)

#### (f) Financial risk (Continued)

##### (i) Market risk

Market risk can be described as the risk of change in fair value of a financial instrument due to changes in interest rates, equity prices or foreign currency exchange rates.

##### (a) Interest rate risk

Interest rate risk is risk to the earnings or market value of a fixed-rate financial instrument due to uncertain future market interest rates.

The Group monitors this exposure through periodic reviews of its financial instruments. Estimates of cash flows, as well as the impact of interest rate fluctuations relating to the investment portfolio are modelled and reviewed periodically.

The Group is exposed to fair value interest rate risk in relation to the debt investments classified as available-for-sale, held-for-trading and designated at fair value through profit or loss of \$64,442.70 million, \$7,211.60 million and \$535.37 million respectively (2016: \$30,609.94 million, \$2,283.14 million and \$335.19 million respectively). A decrease of 50 basis points in interest rates of the debt investments classified as available-for-sale, held-for-trading and designated at fair value through profit or loss, with all other variables held constant, has no significant effect on the Group's profit before tax and increase the Group's total equity by approximately 0.2% of the total investments held by the Group as at 31 December 2017 (2016: no significant effect on the Group's profit before tax and increase the Group's total equity by approximately 0.2% of the total investments held by the Group).

The sensitivity analysis above has been determined assuming that the change in interest rates had occurred at the end of the reporting period and had been applied to the exposure to interest rate risk for both derivative and non-derivative financial instruments in existence at that date. The analysis is performed on the same basis for 2016.

### 2 保險、財務及資本風險管理 (續)

#### (f) 財務風險 (續)

##### (i) 市場風險

市場風險乃指因利率、股本價格或外幣匯率變動造成金融工具的公允價值變動而引致的風險。

##### (a) 利率風險

利率風險乃指因不確定的未來市場利率造成的固定利率金融工具盈利或市值風險。

本集團透過定期審核其金融工具監控該風險。投資組合的現金流量估值以及因利率變動所帶來的影響均進行定期模擬及審閱。

本集團須就644.4270億元、72.1160億元及5.3537億元(二零一六年:306.0994億元、22.8314億元及3.3519億元)分別歸類為可供出售、持有作交易用途及指定為通過損益以反映公允價值的債務證券承擔利率風險。假設可供出售、持有作交易用途及指定為通過損益以反映公允價值的債務投資利率下跌50點子,其他參數不變,並沒有對本集團稅前溢利造成明顯影響及令本集團總權益上升約相等於本集團截止二零一七年十二月三十一日的總投資額0.2%(二零一六年:沒有對本集團稅前溢利造成明顯影響及令本集團總權益上升約相等於本集團總投資額0.2%)。

上述的敏感性分析是假設利率變動於報告期末發生及被應用於該日存在的衍生及非衍生金融工具的利率風險上。分析乃按二零一六年之相同基準而作出。

# Notes to the Consolidated Financial Statements (Continued)

## 綜合財務報表附註 (續)

(Expressed in Hong Kong dollars)  
(以港幣列示)

### 2 INSURANCE, FINANCIAL AND CAPITAL RISK MANAGEMENT (Continued)

#### (f) Financial risk (Continued)

##### (i) Market risk (Continued)

##### (b) Equity price risk

The Group has a portfolio of marketable equity securities, which is carried at fair value and is exposed to price risk. As the financial risks of unit-linked contracts are fully undertaken by the policyholders, the assets related to unit-linked products are not included in the analysis of equity price risk below. This risk is defined as the potential loss in market value resulting from an adverse change in prices.

The Group manages the equity price risk by investing in a diverse portfolio of high quality and liquid securities.

The Group's investment in equity securities and investment funds was carried at a fair value of \$64,186.68 million (2016 as restated: \$58,405.91 million), representing less than 12% (2016 as restated: less than 14%) of the total investments held by the Group.

A 10% increase/decrease in market value of the equity securities and investment funds classified as available-for-sale and held-for-trading held by the Group as at 31 December 2017, with all other variables held constant, would increase/decrease the Group's profit before tax by \$1,390.86 million and fair value reserve by \$5,027.81 million (2016 as restated: Group's profit before tax by \$1,614.64 million and fair value reserve by \$4,225.95 million).

##### (c) Foreign exchange risk

In respect of the life insurance and property and casualty insurance business in the PRC, premiums are received in RMB and the insurance regulation in the PRC requires insurers to hold RMB assets. Therefore the foreign exchange risk in respect of RMB for the Group's PRC operations is not significant in the consolidated statement of profit or loss.

In respect of the property and casualty insurance business in Hong Kong, the majority of the premiums are received in HKD and USD. The exchange rate between HKD and USD is currently pegged. The currency position of assets and liabilities is monitored by the Group periodically.

### 2 保險、財務及資本風險管理 (續)

#### (f) 財務風險 (續)

##### (i) 市場風險 (續)

##### (b) 股本價格風險

本集團的有價股本證券組合以公允價值列賬及須承擔價格風險。由於投資連結合約之財務風險全部由保單持有人承擔，投資連結產品之資產並沒有包括於以下之股本價格風險分析中。該風險指因價格的不利變動而造成的市值潛在損失。

本集團透過投資於高質素的多元化流動證券組合管理其股本價格風險。

本集團的股本證券投資及投資基金以公允價值641.8668億元(二零一六年，重列：584.0591億元)列賬。佔本集團持有之總投資額少於12%(二零一六年，重列：少於14%)。

假設於二零一七年十二月三十一日本集團持有之可供出售及持有作交易用途股本證券及投資基金的市值上升/下跌10%，其他參數不變，將令本集團稅前溢利和公允價值儲備分別上升/下跌約13.9086億元及50.2781億元(二零一六年，重列：本集團稅前溢利和公允價值儲備分別上升/下跌約16.1464億元及42.2595億元)。

##### (c) 外匯風險

就在內地之人壽保險業務及財產保險業務而言，保費以人民幣計值，而中國保險法例規定保險公司持有人民幣資產。因此，本集團的內地業務有關人民幣的外匯風險並不重大。

就在香港之財產保險業務而言，幾乎所有的保費均以港元及美元計值，而美元及港元的匯率目前掛鈎。資產及負債之貨幣持有由本集團定期監控。

# Notes to the Consolidated Financial Statements (Continued)

## 綜合財務報表附註 (續)

(Expressed in Hong Kong dollars)  
(以港幣列示)

### 2 INSURANCE, FINANCIAL AND CAPITAL RISK MANAGEMENT (Continued)

#### (f) Financial risk (Continued)

##### (i) Market risk (Continued)

##### (c) Foreign exchange risk (Continued)

In respect of the property and casualty insurance business in Macau, Singapore, UK and Indonesia and reinsurance business, the foreign exchange risks in such various currencies are not significant in the consolidated statement of profit or loss.

The following table presents the financial and insurance assets and liabilities, denominated in non-functional currencies of the respective business units of the Group:

### 2 保險、財務及資本風險管理 (續)

#### (f) 財務風險 (續)

##### (i) 市場風險 (續)

##### (c) 外匯風險 (續)

就澳門、新加坡、英國及印尼之財產保險業務及再保險業務而言，這些外地貨幣的外匯風險不會對綜合利潤表有重大影響。

下表呈現於綜合財務狀況表內按主要貨幣分類的金融及保險資產及負債之港幣賬面等值：

		At 31 December 2017 於二零一七年十二月三十一日				
		RMB	USD	HKD	Other foreign currencies	Total
		人民幣	美元	港幣	其他外幣	總額
		\$'000	\$'000	\$'000	\$'000	\$'000
		千元	千元	千元	千元	千元
<b>Financial and insurance assets:</b>	<b>金融及保險資產：</b>					
Statutory deposits	法定存款	287,593	57,185	74,905	57,374	477,057
Investments in debt and equity securities	債務及股本證券投資	5,936,675	35,315,890	1,596,590	345,901	43,195,056
– debt securities and debt products	– 債務證券及債權產品	2,464,315	33,472,653	100,078	317,820	36,354,866
– equity securities/ investment funds	– 股本證券/投資基金	3,472,360	1,843,237	1,496,512	28,081	6,840,190
Amounts due from group companies	應收集團內公司款項	12,968	–	–	–	12,968
Other assets	其他應收賬款	229,806	724,490	12,959	12,863	980,118
Insurance debtors	保險客戶應收賬款	2,208,611	702,160	161,241	658,457	3,730,469
Reinsurers' share of insurance contract provisions	分保公司應佔保險合約準備	1,216,109	688,624	23,526	389,141	2,317,400
Pledged and restricted banks deposits	已抵押及受限制銀行存款	–	332,558	–	8,630	341,188
Deposits at banks with original maturity more than three months	原到期日超過三個月之銀行存款	794,401	105,983	44,483	–	944,867
Cash and cash equivalents	現金及現金等價物	2,857,593	5,966,675	251,815	400,402	9,476,485
		<b>13,543,756</b>	<b>43,893,565</b>	<b>2,165,519</b>	<b>1,872,768</b>	<b>61,475,608</b>



# Notes to the Consolidated Financial Statements (Continued)

## 綜合財務報表附註 (續)

(Expressed in Hong Kong dollars)  
(以港幣列示)

### 2 INSURANCE, FINANCIAL AND CAPITAL RISK MANAGEMENT (Continued)

### 2 保險、財務及資本風險管理 (續)

#### (f) Financial risk (Continued)

#### (f) 財務風險 (續)

##### (i) Market risk (Continued)

##### (i) 市場風險 (續)

##### (c) Foreign exchange risk (Continued)

##### (c) 外匯風險 (續)

At 31 December 2017  
於二零一七年十二月三十一日

	RMB 人民幣 \$'000 千元	USD 美元 \$'000 千元	HKD 港幣 \$'000 千元	Other foreign currencies 其他外幣 \$'000 千元	Total 總額 \$'000 千元
<b>Financial and insurance liabilities:</b>					
Investment contract liabilities	-	1,192,440	-	-	1,192,440
Interest-bearing notes	-	4,642,181	-	-	4,642,181
Life insurance contract liabilities	1,204,809	8,824,884	-	-	10,029,693
Unearned premium provisions	1,593,331	431,370	8,967	362,408	2,396,076
Provision for outstanding claims	3,068,210	1,700,496	43,196	1,897,394	6,709,296
Insurance creditors	317,060	4,506,370	32,226	61,816	4,917,472
Amounts due to group companies	19,036	-	-	-	19,036
	6,202,446	21,297,741	84,389	2,321,618	29,906,194
Net assets/(liabilities)	7,341,310	22,595,824	2,081,130	(448,850)	31,569,414

# Notes to the Consolidated Financial Statements (Continued)

## 綜合財務報表附註 (續)

(Expressed in Hong Kong dollars)  
(以港幣列示)

### 2 INSURANCE, FINANCIAL AND CAPITAL RISK MANAGEMENT (Continued)

#### (f) Financial risk (Continued)

##### (i) Market risk (Continued)

##### (c) Foreign exchange risk (Continued)

### 2 保險、財務及資本風險管理 (續)

#### (f) 財務風險 (續)

##### (i) 市場風險 (續)

##### (c) 外匯風險 (續)

At 31 December 2016 (Restated)  
於二零一六年十二月三十一日 (重列)

	RMB 人民幣 \$'000 千元	USD 美元 \$'000 千元	HKD 港幣 \$'000 千元	Other foreign currencies 其他外幣 \$'000 千元	Total 總額 \$'000 千元
<b>Financial and insurance assets:</b>	<b>金融及保險資產：</b>				
Statutory deposits	268,563	55,726	161,141	52,276	537,706
Investments in debt and equity securities	5,301,966	19,059,693	1,276,552	416,429	26,054,640
– debt securities and debt products	2,168,244	18,801,339	100,258	401,328	21,471,169
– equity securities/ investment funds	3,133,722	258,354	1,176,294	15,101	4,583,471
Amounts due from group companies	11,027	–	–	–	11,027
Other assets	159,081	363,633	12,518	13,694	548,926
Insurance debtors	1,068,501	823,020	9,636	467,725	2,368,882
Reinsurers' share of insurance contract provisions	1,198,727	554,370	8,278	188,350	1,949,725
Pledged and restricted bank deposits	–	473,046	–	8,298	481,344
Deposits at banks with original maturity more than three months	640,705	127,482	65,644	–	833,831
Cash and cash equivalents	1,732,050	6,768,364	140,277	419,488	9,060,179
	10,380,620	28,225,334	1,674,046	1,566,260	41,846,260

# Notes to the Consolidated Financial Statements (Continued)

## 綜合財務報表附註 (續)

(Expressed in Hong Kong dollars)  
(以港幣列示)

### 2 INSURANCE, FINANCIAL AND CAPITAL RISK MANAGEMENT (Continued)

#### (f) Financial risk (Continued)

##### (i) Market risk (Continued)

##### (c) Foreign exchange risk (Continued)

### 2 保險、財務及資本風險管理 (續)

#### (f) 財務風險 (續)

##### (i) 市場風險 (續)

##### (c) 外匯風險 (續)

At 31 December 2016 (Restated)  
於二零一六年十二月三十一日 (重列)

	RMB 人民幣 \$'000 千元	USD 美元 \$'000 千元	HKD 港幣 \$'000 千元	Other foreign currencies 其他外幣 \$'000 千元	Total 總額 \$'000 千元
<b>Financial and insurance liabilities:</b>					
Investment contract liabilities	-	448,053	-	-	448,053
Interest-bearing notes	-	4,605,486	-	-	4,605,486
Life insurance contract liabilities	630,015	4,149,595	-	-	4,779,610
Unearned premium provisions	1,172,385	543,713	9,623	342,539	2,068,260
Provision for outstanding claims	2,175,554	1,327,013	11,652	1,760,055	5,274,274
Insurance creditors	154,151	2,014,406	437,000	43,387	2,648,944
Amounts due to group companies	19,058	-	-	-	19,058
	4,151,163	13,088,266	458,275	2,145,981	19,843,685
Net assets/(liabilities)	6,229,457	15,137,068	1,215,771	(579,721)	22,002,575

# Notes to the Consolidated Financial Statements (Continued)

## 綜合財務報表附註 (續)

(Expressed in Hong Kong dollars)  
(以港幣列示)

### 2 INSURANCE, FINANCIAL AND CAPITAL RISK MANAGEMENT (Continued)

#### (f) Financial risk (Continued)

##### (ii) Credit risk

Credit risk is the risk of economic loss resulting from the failure of one of the obligors to make full payment of principal or interest when due.

The Group is exposed to credit risks primarily associated with bank deposits, money market funds, insurance debtors, investments in debt securities and debt products, reinsurance arrangements with reinsurers and other debtors etc..

The maximum exposure to credit risk in the event of the counterparties' failure to perform their obligations as at the end of the reporting period is the carrying amount of the assets as shown in the table below:

### 2 保險、財務及資本風險管理 (續)

#### (f) 財務風險 (續)

##### (ii) 信用風險

信用風險是指債務人到期未能完全支付本金或利息而引起經濟損失的風險。

本集團主要會承受的信用風險與銀行存款、貨幣市場基金、保險客戶應收賬款、債務證券及債權產品投資、分保公司再保險安排及其他應收賬款等有關。

因交易對手未能履行責任而於報告期末需承受的最高信用風險為下表載列之資產賬面值：

		At 31 December 2017 於二零一七年 十二月三十一日		At 31 December 2016 於二零一六年 十二月三十一日 (Restated) (重列)	
		\$'000 千元	% of Total 佔總額百分比	\$'000 千元	% of Total 佔總額百分比
Statutory deposits and deposits with banks	法定存款及銀行存款	82,780,888	15.3%	73,759,467	18.3%
Investments in debt securities and debt products	債務證券及債權產品投資	341,573,180	63.3%	241,883,719	60.1%
Reinsurers' share of insurance contract provisions	分保公司應佔保險合約準備	9,869,288	1.8%	5,835,514	1.4%
Insurance debtors	保險客戶應收賬款	8,552,817	1.6%	6,693,635	1.7%
Finance lease receivables	應收金融租賃	46,165,667	8.6%	37,788,259	9.4%
Other assets	其他資產	50,810,191	9.4%	36,736,231	9.1%
		<b>539,752,031</b>	<b>100.0%</b>	<b>402,696,825</b>	<b>100.0%</b>

The distribution of investments in debt securities by class for 31 December 2016 and 2017 disclosed in Note 3(b) and 3(d) respectively.

於二零一六年及二零一七年十二月三十一日債務證券投資按類別的分佈，分別於附註3(b)及3(d)內披露。

# Notes to the Consolidated Financial Statements (Continued)

## 綜合財務報表附註 (續)

(Expressed in Hong Kong dollars)  
(以港幣列示)

### 2 INSURANCE, FINANCIAL AND CAPITAL RISK MANAGEMENT (Continued)

#### (f) Financial risk (Continued)

##### (ii) Credit risk (Continued)

To reduce the credit risk associated with the investments in debt securities and debt products, the Group has established detailed credit control policy. In addition, the risk level of the various investment sectors is continuously monitored with the investment mix adjusted accordingly. In respect of the debt securities and debt products invested by life insurance and property and casualty insurance business in the PRC, the investment procedures manual, which is managed by an investment committee, includes the minimum acceptable credit rating of the issuers as required by the CIRC. Any non-compliance or violation of the manual will be followed up and rectification action will be taken immediately. In respect of the debt securities invested by property and casualty insurance business in Hong Kong, more than 71% of the bonds are with ratings of investment grade or above. In respect of the debt securities invested by reinsurance business, about 89% of the debt securities are with ratings of investment grade.

As at 31 December 2017, debt securities held by the Group mainly comprised of PRC bonds. Nearly 100% of the PRC securities were investment grade bonds with BBB ratings or higher.

The Group does not have any significant concentration of credit risk arising from the investments in debt securities since the investment portfolio is well diversified.

Management manages credit risks on bank balances by using banks with good credit qualities.

In assessing the need for impairment allowances, management considers factors such as credit quality, portfolio size, concentrations, and economic factors.

The credit risk associated with insurance debtors and other debtors will not cause a material impact on the Group's consolidated financial statements taking into consideration of their collateral held and/or maturity term of no more than one year as at 31 December 2017. The Directors of the Company consider the Group's exposure of the credit risk in respect of insurance and other debtors are insignificant.

### 2 保險、財務及資本風險管理 (續)

#### (f) 財務風險 (續)

##### (ii) 信用風險 (續)

為降低與債務證券及債權計劃投資有關的信用風險，本集團制定一套詳盡的信用控制政策。此外，不同投資行業的風險水平透過調整投資組合而獲得持續監控。有關於內地之人壽保險及財產保險業務的債務證券投資，投資程序手冊，由投資委員會管理，列出包括按中國保監會要求的發行人之最低可接受信貸評級。任何不合規或違反手冊將立即被跟進及改正。有關於香港之財產保險業務的債務證券投資，超過71%的債券信用評級為投資級別或以上。有關再保險業務的債務證券投資，約89%債券信用評級為投資級別。

於二零一七年十二月三十一日，接近100%之境內債券為BBB級或以上的投資級別債券。

由於投資組合已被多元化，本集團並沒有任何來自債務證券投資的重大信用風險集中。

銀行存款之信用風險有限，原因是有關銀行擁有高信用級別。

在評定減值準備的需要時，管理人員考慮的因素包括信用質素、組合規模、集中程度及經濟因素。

有關保險客戶應收賬款及其他應收賬款之信用風險，考慮到持有之抵押品及／或於二零一七年十二月三十一日之到期條款不超過一年後，將不會對本集團之綜合財務報表帶來重大影響。

# Notes to the Consolidated Financial Statements (Continued)

## 綜合財務報表附註 (續)

(Expressed in Hong Kong dollars)  
(以港幣列示)

### 2 INSURANCE, FINANCIAL AND CAPITAL RISK MANAGEMENT (Continued)

#### (f) Financial risk (Continued)

##### (ii) Credit risk (Continued)

The credit risk associated with reinsurance companies is managed by regular evaluation of the credit quality of the relevant reinsurers. The Group's policy is to generally use reinsurers with investment grade (i.e. BBB or higher) credit ratings. In addition, majority of the reinsurers' share of insurance contract provisions are held under a net settlement arrangement against the corresponding insurance creditor balances with the same reinsurer.

##### (iii) Liquidity risk

The Group has to meet daily calls on its cash resources, notably from claims arising from its life insurance contracts, property and casualty insurance contracts and reinsurance contracts. There is, therefore, a risk that cash will not be available to settle liabilities when due.

The Group manages this risk by formulating policies and general strategies of liquidity management to ensure that the Group can meet its financial obligations in normal circumstances and that an adequate stock of high-quality liquid assets is maintained in order to contain the possibility of a liquidity crisis.

Apart from liquidity management and regulatory compliance, the Group always strives to maintain a comfortable liquidity cushion as a safety net for coping with unexpected large funding requirements and to maintain a contingency plan to be enacted should there be a company specific crisis.

The following table details the remaining contractual obligations for its non-derivative financial liabilities based on the agreed repayment terms, except for investment contract liabilities which are based on expected maturity dates. It has been drawn up based on the undiscounted cash flows of financial liabilities by reference to the earliest date on which the Group can be required to pay and includes both interest and principal cash flows. The table excludes life insurance contract liabilities since the exercise of all surrender and transfer options would result in all life insurance contracts being presented as falling due within one year or less. The majority of the expected outflow from in force insurance contracts are expected to take place after 5 years.

### 2 保險、財務及資本風險管理 (續)

#### (f) 財務風險 (續)

##### (ii) 信用風險 (續)

再保險公司之信用風險是通過定期評估相關再保險商的信用質量來管理。本集團的政策是使用的再保險商為投資信用評級(即BBB或以上)。此外,大部份分保公司應佔保險合約準備是與相同的再保險商相對應的保險應付賬款結餘抵銷後的淨額結算安排持有的。

##### (iii) 流動性風險

本集團須滿足其現金資源的每日調用,尤其是其人壽保險合約、財產保險合約及再保險合約產生的賠款費用,因此存在現金不足以償還到期負債的風險。

本集團透過制定流動資金管理的政策及一般策略管理該風險,以確保本集團滿足正常情況下的財務需求及備有充裕的高質素流動資產,以應對可能產生的流動資金危機。

除流動資金管理及監管遵從外,本集團致力於留存適度的流動資金緩衝額作為應對意料之外的大筆資金需求的安全措施,以及制定應急計劃以應付公司的特定危機。

下表載列非衍生工具金融負債根據議定還款條款的餘下合約責任情況,而投資合約負債則根據預期到期日列示。此乃參考本集團需要支付的最早日期之未折現金融負債現金流而編製,並包括利息及本金現金流。由於所有退保及轉讓選擇權被行使,將令所有呈列之人壽保險合約於一年或以內到期,所以下表不包括人壽保險合約負債。大部分因有效保險合同的資金外流預期5年後才發生。

# Notes to the Consolidated Financial Statements (Continued)

## 綜合財務報表附註 (續)

(Expressed in Hong Kong dollars)  
(以港幣列示)

### 2 INSURANCE, FINANCIAL AND CAPITAL RISK MANAGEMENT (Continued)

### 2 保險、財務及資本風險管理 (續)

#### (f) Financial risk (Continued)

#### (f) 財務風險 (續)

##### (iii) Liquidity risk (Continued)

##### (iii) 流動性風險 (續)

		Less than 1 year 少於一年 \$'000 千元	1 year to 5 years 一年至五年 \$'000 千元	More than 5 years 超過五年 \$'000 千元	Total undiscounted cash flows 未折現 現金流總額 \$'000 千元	Carrying value at 31 December 於十二月 三十一日 之賬面值 \$'000 千元
<b>At 31 December 2017</b>	<b>於二零一七年十二月三十一日</b>					
Financial and insurance liabilities:	金融及保險負債：					
Interest-bearing notes	需付息票據	553,500	4,310,711	3,154,107	8,018,318	5,958,112
Bank borrowings	銀行貸款	45,450,917	1,916,654	-	47,367,571	46,188,646
Investment contract liabilities	投資合約負債	5,461,766	11,860,450	20,072,841	37,395,057	30,714,226
Securities sold under repurchase agreements	賣出回購證券	15,076,985	-	-	15,076,985	15,069,861
Amounts due to group companies	應付集團內公司款項	319,100	-	-	319,100	319,100
Provision for outstanding claims	未決賠款準備	16,060,184	6,884,472	445,406	23,390,062	23,390,062
Insurance creditors	保險應付賬款	10,991,398	480,471	-	11,471,869	11,471,869
		<b>93,913,850</b>	<b>25,452,758</b>	<b>23,672,354</b>	<b>143,038,962</b>	<b>133,111,876</b>
<b>At 31 December 2016 (Restated)</b>	<b>於二零一六年十二月三十一日 (重列)</b>					
Financial and insurance liabilities:	金融及保險負債：					
Interest-bearing notes	需付息票據	307,208	1,299,820	7,069,412	8,676,440	5,835,209
Bank borrowings	銀行貸款	36,347,863	6,168,519	-	42,516,382	41,706,427
Investment contract liabilities	投資合約負債	4,448,895	9,403,396	14,113,665	27,965,956	22,436,805
Securities sold under repurchase agreements	賣出回購證券	732,690	-	-	732,690	732,217
Amounts due to group companies	應付集團內公司款項	22,574	-	-	22,574	22,574
Provision for outstanding claims	未決賠款準備	9,719,648	6,356,528	639,882	16,716,058	16,716,058
Insurance creditors	保險應付賬款	27,499,229	1,916,822	49,035	29,465,086	29,465,086
		<b>79,078,107</b>	<b>25,145,085</b>	<b>21,871,994</b>	<b>126,095,186</b>	<b>116,914,376</b>

# Notes to the Consolidated Financial Statements (Continued)

## 綜合財務報表附註 (續)

(Expressed in Hong Kong dollars)  
(以港幣列示)

### 2 INSURANCE, FINANCIAL AND CAPITAL RISK MANAGEMENT (Continued)

#### (g) Capital management

The Group's key business operations are its life insurance business, the property and casualty insurance business and the reinsurance business, which are conducted through its subsidiaries. The Group manages its capital to ensure that the entities conducting the life insurance business, the property and casualty insurance business and reinsurance business will be able to meet statutory solvency requirements in the jurisdictions in which they operate. The statutory solvency requirements for each regulated insurance subsidiary are set out in the solvency rules at each jurisdiction. The Group's capital management initiatives also strive to maintain a surplus for future business expansion opportunities. The Group's overall capital management strategy remains unchanged from the prior year. The Group's capital includes the components of total equity of \$81.72 billion (2016 as restated: \$70.25 billion), interest-bearing notes of \$5.96 billion (2016: \$5.84 billion) and bank borrowings of \$46.19 billion (2016: \$41.71 billion). The Group complied with the various solvency requirements throughout the Year.

#### (h) Claims development

Claims development information for the property and casualty insurance business and reinsurance business is disclosed below in order to illustrate the insurance risk inherent in the Group. The tables provide a review of current estimates of the cumulative claims and demonstrate how the estimated claims have changed at subsequent reporting or underwriting year-ends. The estimates increased or decreased as losses are paid and more information becomes known about the frequency and severity of unpaid claims.

The key assumption underlying the estimates of provision for outstanding claims is the ultimate claims expenses. A respective percentage change in the ultimate claims expenses alone results in a similar percentage change in provision for outstanding claims.

### 2 保險、財務及資本風險管理 (續)

#### (g) 資本管理

本集團之主要業務為人壽保險業務、財產保險業務及再保險業務，其業務皆透過附屬公司進行。本集團之資本管理，是確從事人壽保險業務、財產保險業務及再保險業務之公司將可符合業務經營相關司法權區之法定償付能力規定。各受監管保險附屬公司的法定償付能力要求乃載於各司法管轄區的償付能力規定內。本集團之資本管理策略亦致力為未來業務擴展機會維持充裕資金。本集團之整體資本管理策略與去年保持不變。本集團之資本包括817.2億元（二零一六年，重列：702.5億元）的總權益組成部份、59.6億元（二零一六年：58.4億元）的需付息票據及461.9億元（二零一六年：417.1億元）的銀行貸款。本集團整年皆符合各償付能力之要求。

#### (h) 賠款發展

披露財產保險業務及再保險業務的賠款發展資料的目的旨在說明本集團內在的保險風險。下列表格乃是對累積賠款當前估計的回顧，並說明估計賠款額於其後報告或承保年度年結日的變動情況。估計賠款額隨著賠付而增加或減少，並會揭示出更多有關未支付賠款額的頻次及嚴重性的信息。

估計未決賠款準備的關鍵假設為最終賠款支出。最終賠款支出的百分比變動單獨導致未決賠款準備產生相似的百分比變動。



# Notes to the Consolidated Financial Statements (Continued)

## 綜合財務報表附註 (續)

(Expressed in Hong Kong dollars)  
(以港幣列示)

### 2 INSURANCE, FINANCIAL AND CAPITAL RISK MANAGEMENT (Continued)

#### (h) Claims development (Continued)

##### Analysis of claims development – gross of reinsurance for TPI

For the year ended 31 December 2017

		Accident year 意外年度					Total 總額
		2013 二零一三年 \$'000 千元	2014 二零一四年 \$'000 千元	2015 二零一五年 \$'000 千元	2016 二零一六年 \$'000 千元	2017 二零一七年 \$'000 千元	\$'000 千元
<i>Estimate of cumulative claims</i>	<i>估計累計賠款</i>						
At the end of accident year	於意外年度年結時	6,481,300	8,170,902	9,632,308	9,942,424	12,306,833	
One year later	一年後	6,140,515	7,734,476	8,807,954	10,248,349	-	
Two years later	兩年後	6,156,085	7,200,908	9,431,525	-	-	
Three years later	三年後	5,701,856	7,729,941	-	-	-	
Four years later	四年後	6,100,741	-	-	-	-	
Estimate of cumulative claims	估計累計賠款	6,100,741	7,729,941	9,431,525	10,248,349	12,306,833	45,817,389
Cumulative payments to date	迄今累計付款	(6,072,088)	(7,621,519)	(9,035,586)	(9,194,309)	(7,279,475)	(39,202,977)
Liabilities recognised in the consolidated statement of financial position	確認於財務狀況表的負債	28,653	108,422	395,939	1,054,040	5,027,358	6,614,412
Liabilities in respect of accident years 2012 and earlier	於二零一二年意外年度及以前的負債						642,694
Total liabilities included in the consolidated statement of financial position	確認於財務狀況表的總負債						7,257,106

For the year ended 31 December 2016

		Accident year 意外年度					Total 總額
		2012 二零一二年 \$'000 千元	2013 二零一三年 \$'000 千元	2014 二零一四年 \$'000 千元	2015 二零一五年 \$'000 千元	2016 二零一六年 \$'000 千元	\$'000 千元
<i>Estimate of cumulative claims</i>	<i>估計累計賠款</i>						
At the end of accident year	於意外年度年結時	4,546,014	6,481,300	8,170,902	9,632,308	9,942,424	
One year later	一年後	4,106,728	6,140,515	7,734,476	8,807,954	-	
Two years later	兩年後	4,076,772	6,156,085	7,200,908	-	-	
Three years later	三年後	4,070,561	5,701,856	-	-	-	
Four years later	四年後	3,790,040	-	-	-	-	
Estimate of cumulative claims	估計累計賠款	3,790,040	5,701,856	7,200,908	8,807,954	9,942,424	35,443,182
Cumulative payments to date	迄今累計付款	(3,761,024)	(5,649,779)	(7,019,229)	(7,858,129)	(5,950,400)	(30,238,561)
Liabilities recognised in the consolidated statement of financial position	確認於財務狀況表的負債	29,016	52,077	181,679	949,825	3,992,024	5,204,621
Liabilities in respect of accident years 2011 and earlier	於二零一一年意外年度及以前的負債						376,320
Total liabilities included in the consolidated statement of financial position	確認於財務狀況表的總負債						5,580,941

# Notes to the Consolidated Financial Statements (Continued)

## 綜合財務報表附註 (續)

(Expressed in Hong Kong dollars)  
(以港幣列示)

### 2 INSURANCE, FINANCIAL AND CAPITAL RISK MANAGEMENT (Continued)

#### (h) Claims development (Continued)

##### Analysis of claims development – net of reinsurance for TPI

For the year ended 31 December 2017

		Accident year 意外年度					Total 總額
		2013 二零一三年 \$'000 千元	2014 二零一四年 \$'000 千元	2015 二零一五年 \$'000 千元	2016 二零一六年 \$'000 千元	2017 二零一七年 \$'000 千元	\$'000 千元
<i>Estimate of cumulative claims</i>	<i>估計累計賠款</i>						
At the end of accident year	於意外年度年結時	5,310,588	6,982,311	8,497,437	8,766,325	10,674,561	
One year later	一年後	5,018,367	6,624,598	7,737,491	9,075,149	-	
Two years later	兩年後	5,031,663	6,146,997	8,269,717	-	-	
Three years later	三年後	4,667,473	6,586,416	-	-	-	
Four years later	四年後	4,995,125	-	-	-	-	
Estimate of cumulative claims	估計累計賠款	4,995,125	6,586,416	8,269,717	9,075,149	10,674,561	39,600,968
Cumulative payments to date	迄今累計付款	(4,974,822)	(6,509,758)	(7,974,000)	(8,188,367)	(6,366,988)	(34,013,935)
Liabilities recognised in the consolidated statement of financial position	確認於財務狀況表的負債	20,303	76,658	295,717	886,782	4,307,573	5,587,033
Liabilities in respect of accident years 2012 and earlier	於二零一二年意外年度及以前的負債						491,226
Total liabilities included in the consolidated statement of financial position	確認於財務狀況表的總負債						6,078,259

For the year ended 31 December 2016

		Accident year 意外年度					Total 總額
		2012 二零一二年 \$'000 千元	2013 二零一三年 \$'000 千元	2014 二零一四年 \$'000 千元	2015 二零一五年 \$'000 千元	2016 二零一六年 \$'000 千元	\$'000 千元
<i>Estimate of cumulative claims</i>	<i>估計累計賠款</i>						
At the end of accident year	於意外年度年結時	3,938,231	5,310,588	6,982,311	8,497,437	8,766,325	
One year later	一年後	3,567,009	5,018,367	6,624,598	7,737,491	-	
Two years later	兩年後	3,540,025	5,031,663	6,146,997	-	-	
Three years later	三年後	3,530,370	4,667,473	-	-	-	
Four years later	四年後	3,290,679	-	-	-	-	
Estimate of cumulative claims	估計累計賠款	3,290,679	4,667,473	6,146,997	7,737,491	8,766,325	30,608,965
Cumulative payments to date	迄今累計付款	(3,269,740)	(4,630,709)	(6,002,080)	(6,969,884)	(5,329,464)	(26,201,877)
Liabilities recognised in the consolidated statement of financial position	確認於財務狀況表的負債	20,939	36,764	144,917	767,607	3,436,861	4,407,088
Liabilities in respect of accident years 2011 and earlier	於二零一一年意外年度及以前的負債						275,567
Total liabilities included in the consolidated statement of financial position	確認於財務狀況表的總負債						4,682,655

# Notes to the Consolidated Financial Statements (Continued)

## 綜合財務報表附註 (續)

(Expressed in Hong Kong dollars)  
(以港幣列示)

### 2 INSURANCE, FINANCIAL AND CAPITAL RISK MANAGEMENT (Continued)

#### (h) Claims development (Continued)

##### Analysis of claims development – gross of reinsurance for CTPI (HK)

For the year ended 31 December 2017

		Accident year 意外年度					Total 總額
		2013 二零一三年 \$'000 千元	2014 二零一四年 \$'000 千元	2015 二零一五年 \$'000 千元	2016 二零一六年 \$'000 千元	2017 二零一七年 \$'000 千元	
Estimate of cumulative claims	估計累計賠款						
At the end of accident year	於意外年度年結時	854,760	1,270,017	1,356,000	1,418,568	1,860,528	
One year later	一年後	1,075,407	1,130,708	1,240,613	1,306,749	-	
Two years later	兩年後	1,027,734	1,101,651	1,151,779	-	-	
Three years later	三年後	994,989	1,031,397	-	-	-	
Four years later	四年後	1,021,471	-	-	-	-	
Estimate of cumulative claims	估計累計賠款	1,021,471	1,031,397	1,151,779	1,306,749	1,860,528	6,371,924
Cumulative payments to date	迄今累計付款	(893,166)	(814,545)	(789,091)	(742,937)	(652,262)	(3,892,001)
Liabilities recognised in the consolidated statement of financial position	確認於財務狀況表的負債	128,305	216,852	362,688	563,812	1,208,266	2,479,923
Liabilities in respect of accident years 2012 and earlier	於二零一二年意外年度及以前的負債						1,090,219
Total liabilities included in the consolidated statement of financial position	確認於財務狀況表的總負債						3,570,142

For the year ended 31 December 2016

		Accident year 意外年度					Total 總額
		2012 二零一二年 \$'000 千元	2013 二零一三年 \$'000 千元	2014 二零一四年 \$'000 千元	2015 二零一五年 \$'000 千元	2016 二零一六年 \$'000 千元	
Estimate of cumulative claims	估計累計賠款						
At the end of accident year	於意外年度年結時	720,922	854,760	1,270,017	1,356,000	1,418,568	
One year later	一年後	771,805	1,075,407	1,130,708	1,240,613	-	
Two years later	兩年後	806,280	1,027,734	1,101,651	-	-	
Three years later	三年後	777,678	994,989	-	-	-	
Four years later	四年後	746,727	-	-	-	-	
Estimate of cumulative claims	估計累計賠款	746,727	994,989	1,101,651	1,240,613	1,418,568	5,502,548
Cumulative payments to date	迄今累計付款	(651,555)	(784,145)	(732,792)	(649,657)	(466,301)	(3,284,450)
Liabilities recognised in the consolidated statement of financial position	確認於財務狀況表的負債	95,172	210,844	368,859	590,956	952,267	2,218,098
Liabilities in respect of accident years 2011 and earlier	於二零一一年意外年度及以前的負債						1,021,594
Total liabilities included in the consolidated statement of financial position	確認於財務狀況表的總負債						3,239,692

# Notes to the Consolidated Financial Statements (Continued)

## 綜合財務報表附註 (續)

(Expressed in Hong Kong dollars)  
(以港幣列示)

### 2 INSURANCE, FINANCIAL AND CAPITAL RISK MANAGEMENT (Continued)

#### (h) Claims development (Continued)

##### Analysis of claims development – net of reinsurance for CTPI (HK)

For the year ended 31 December 2017

		Accident year 意外年度					Total 總額
		2013 二零一三年 \$'000 千元	2014 二零一四年 \$'000 千元	2015 二零一五年 \$'000 千元	2016 二零一六年 \$'000 千元	2017 二零一七年 \$'000 千元	Total 總額 \$'000 千元
<i>Estimate of cumulative claims</i>	<i>估計累計賠款</i>						
At the end of accident year	於意外年度年結時	659,823	895,380	931,085	1,098,676	1,276,874	
One year later	一年後	836,752	802,224	901,117	1,019,136	-	
Two years later	兩年後	841,545	794,681	855,518	-	-	
Three years later	三年後	788,736	762,295	-	-	-	
Four years later	四年後	796,348	-	-	-	-	
Estimate of cumulative claims	估計累計賠款	796,348	762,295	855,518	1,019,136	1,276,874	4,710,171
Cumulative payments to date	迄今累計付款	(693,317)	(594,431)	(588,448)	(615,261)	(595,808)	(3,087,265)
Liabilities recognised in the consolidated statement of financial position	確認於財務狀況表的負債	103,031	167,864	267,070	403,875	681,066	1,622,906
Liabilities in respect of accident years 2012 and earlier	於二零一二年意外年度及以前的負債						1,021,606
Total liabilities included in the consolidated statement of financial position	確認於財務狀況表的總負債						2,644,512

For the year ended 31 December 2016

		Accident year 意外年度					Total 總額
		2012 二零一二年 \$'000 千元	2013 二零一三年 \$'000 千元	2014 二零一四年 \$'000 千元	2015 二零一五年 \$'000 千元	2016 二零一六年 \$'000 千元	Total 總額 \$'000 千元
<i>Estimate of cumulative claims</i>	<i>估計累計賠款</i>						
At the end of accident year	於意外年度年結時	373,321	659,823	895,380	931,085	1,098,676	
One year later	一年後	447,440	836,752	802,224	901,117	-	
Two years later	兩年後	462,522	841,545	794,681	-	-	
Three years later	三年後	480,608	788,736	-	-	-	
Four years later	四年後	430,454	-	-	-	-	
Estimate of cumulative claims	估計累計賠款	430,454	788,736	794,681	901,117	1,098,676	4,013,664
Cumulative payments to date	迄今累計付款	(359,346)	(631,292)	(528,445)	(499,763)	(422,597)	(2,441,443)
Liabilities recognised in the consolidated statement of financial position	確認於財務狀況表的負債	71,108	157,444	266,236	401,354	676,079	1,572,221
Liabilities in respect of accident years 2011 and earlier	於二零一一年意外年度及以前的負債						979,677
Total liabilities included in the consolidated statement of financial position	確認於財務狀況表的總負債						2,551,898

# Notes to the Consolidated Financial Statements (Continued)

## 綜合財務報表附註 (續)

(Expressed in Hong Kong dollars)  
(以港幣列示)

### 2 INSURANCE, FINANCIAL AND CAPITAL RISK MANAGEMENT (Continued)

#### (h) Claims development (Continued)

##### Analysis of claims development – gross of reinsurance for TPR

For the year ended 31 December 2017

		Underwriting year 承保年度					Total 總額
		2013 二零一三年 \$'000 千元	2014 二零一四年 \$'000 千元	2015 二零一五年 \$'000 千元	2016 二零一六年 \$'000 千元	2017 二零一七年 \$'000 千元	\$'000 千元
Estimate of cumulative claims	估計累計賠款						
At the end of underwriting year	於承保年度年結時	1,831,001	1,515,741	2,017,323	1,989,866	3,195,134	
One year later	一年後	2,492,623	2,381,732	2,899,529	3,238,792	-	
Two years later	兩年後	2,354,321	2,126,999	2,839,588	-	-	
Three years later	三年後	2,155,778	2,014,023	-	-	-	
Four years later	四年後	2,272,119	-	-	-	-	
Estimate of cumulative claims	估計累計賠款	2,272,119	2,014,023	2,839,588	3,238,792	3,195,134	13,559,656
Cumulative payments to date	迄今累計付款	(1,928,509)	(1,622,049)	(1,986,803)	(1,321,280)	(341,392)	(7,200,033)
Liabilities recognised in the consolidated statement of financial position	確認於財務狀況表的負債	343,610	391,974	852,785	1,917,512	2,853,742	6,359,623
Liabilities in respect of underwriting years 2012 and earlier	於二零一二年承保年度及以前的負債						715,939
Total liabilities included in the consolidated statement of financial position	確認於財務狀況表的總負債						7,075,562

Note: The above balances exclude the claims liabilities for the life reinsurance business.

#### (h) 賠款發展 (續)

##### 賠款發展分析 – 太平再保險之未扣除再保險毛額

截至二零一七年十二月三十一日止年度

		Underwriting year 承保年度					Total 總額
		2012 二零一二年 \$'000 千元	2013 二零一三年 \$'000 千元	2014 二零一四年 \$'000 千元	2015 二零一五年 \$'000 千元	2016 二零一六年 \$'000 千元	\$'000 千元
Estimate of cumulative claims	估計累計賠款						
At the end of underwriting year	於承保年度年結時	1,215,625	1,831,001	1,515,741	2,017,323	1,989,866	
One year later	一年後	1,994,635	2,492,623	2,381,732	2,899,529	-	
Two years later	兩年後	1,970,600	2,354,321	2,126,999	-	-	
Three years later	三年後	1,876,245	2,155,778	-	-	-	
Four years later	四年後	1,717,952	-	-	-	-	
Estimate of cumulative claims	估計累計賠款	1,717,952	2,155,778	2,126,999	2,899,529	1,989,866	10,890,124
Cumulative payments to date	迄今累計付款	(1,464,511)	(1,762,780)	(1,396,429)	(1,214,956)	(89,713)	(5,928,389)
Liabilities recognised in the consolidated statement of financial position	確認於財務狀況表的負債	253,441	392,998	730,570	1,684,573	1,900,153	4,961,735
Liabilities in respect of underwriting years 2011 and earlier	於二零一一年承保年度及以前的負債						541,753
Total liabilities included in the consolidated statement of financial position	確認於財務狀況表的總負債						5,503,488

For the year ended 31 December 2016

註：上述數額不包括人壽再保險業務之賠款負債。

截至二零一六年十二月三十一日止年度

		Underwriting year 承保年度					Total 總額
		2012 二零一二年 \$'000 千元	2013 二零一三年 \$'000 千元	2014 二零一四年 \$'000 千元	2015 二零一五年 \$'000 千元	2016 二零一六年 \$'000 千元	\$'000 千元
Estimate of cumulative claims	估計累計賠款						
At the end of underwriting year	於承保年度年結時	1,215,625	1,831,001	1,515,741	2,017,323	1,989,866	
One year later	一年後	1,994,635	2,492,623	2,381,732	2,899,529	-	
Two years later	兩年後	1,970,600	2,354,321	2,126,999	-	-	
Three years later	三年後	1,876,245	2,155,778	-	-	-	
Four years later	四年後	1,717,952	-	-	-	-	
Estimate of cumulative claims	估計累計賠款	1,717,952	2,155,778	2,126,999	2,899,529	1,989,866	10,890,124
Cumulative payments to date	迄今累計付款	(1,464,511)	(1,762,780)	(1,396,429)	(1,214,956)	(89,713)	(5,928,389)
Liabilities recognised in the consolidated statement of financial position	確認於財務狀況表的負債	253,441	392,998	730,570	1,684,573	1,900,153	4,961,735
Liabilities in respect of underwriting years 2011 and earlier	於二零一一年承保年度及以前的負債						541,753
Total liabilities included in the consolidated statement of financial position	確認於財務狀況表的總負債						5,503,488

Note: The above balances exclude the claims liabilities for the life reinsurance business.

註：上述數額不包括人壽再保險業務之賠款負債。

# Notes to the Consolidated Financial Statements (Continued)

## 綜合財務報表附註 (續)

(Expressed in Hong Kong dollars)  
(以港幣列示)

### 2 INSURANCE, FINANCIAL AND CAPITAL RISK MANAGEMENT (Continued)

#### (h) Claims development (Continued)

##### Analysis of claims development – net of reinsurance for TPRe

For the year ended 31 December 2017

		Underwriting year 承保年度					Total 總額
		2013 二零一三年 \$'000 千元	2014 二零一四年 \$'000 千元	2015 二零一五年 \$'000 千元	2016 二零一六年 \$'000 千元	2017 二零一七年 \$'000 千元	\$'000 千元
Estimate of cumulative claims	估計累計賠款						
At the end of underwriting year	於承保年度年結時	1,629,374	1,453,910	1,805,452	1,892,045	3,964,819	
One year later	一年後	2,285,047	2,153,129	2,512,238	2,024,094	-	
Two years later	兩年後	2,105,785	1,898,078	1,873,800	-	-	
Three years later	三年後	1,939,391	1,748,456	-	-	-	
Four years later	四年後	1,965,918	-	-	-	-	
Estimate of cumulative claims	估計累計賠款	1,965,918	1,748,456	1,873,800	2,024,094	3,964,819	11,577,087
Cumulative payments to date	迄今累計付款	(1,756,252)	(1,543,779)	(1,606,645)	(1,219,078)	(390,134)	(6,515,888)
Liabilities recognised in the consolidated statement of financial position	確認於財務狀況表的負債	209,666	204,677	267,155	805,016	3,574,685	5,061,199
Liabilities in respect of underwriting years 2012 and earlier	於二零一二年承保年度及以前的負債						570,767
Total liabilities included in the consolidated statement of financial position	確認於財務狀況表的總負債						5,631,966

Note: The above balances exclude the claims liabilities for the life reinsurance business.

#### (h) 賠款發展 (續)

##### 賠款發展分析 – 太平再保險之減去再保險淨額

截至二零一七年十二月三十一日止年度

註：上述數額不包括人壽再保險業務之賠款負債。

# Notes to the Consolidated Financial Statements (Continued)

## 綜合財務報表附註 (續)

(Expressed in Hong Kong dollars)  
(以港幣列示)

### 2 INSURANCE, FINANCIAL AND CAPITAL RISK MANAGEMENT (Continued)

#### (h) Claims development (Continued)

##### Analysis of claims development – net of reinsurance for TPRe (Continued)

For the year ended 31 December 2016

		Underwriting year 承保年度					Total 總額
		2012 二零一二年 \$'000 千元	2013 二零一三年 \$'000 千元	2014 二零一四年 \$'000 千元	2015 二零一五年 \$'000 千元	2016 二零一六年 \$'000 千元	
Estimate of cumulative claims	估計累計賠款						
At the end of underwriting year	於承保年度年結時	1,146,649	1,629,374	1,453,910	1,805,452	1,892,045	
One year later	一年後	1,874,450	2,285,047	2,153,129	2,512,238	-	
Two years later	兩年後	1,828,770	2,105,785	1,898,078	-	-	
Three years later	三年後	1,723,165	1,939,391	-	-	-	
Four years later	四年後	1,567,621	-	-	-	-	
Estimate of cumulative claims	估計累計賠款	1,567,621	1,939,391	1,898,078	2,512,238	1,892,045	9,809,373
Cumulative payments to date	迄今累計付款	(1,360,135)	(1,604,211)	(1,329,495)	(1,015,653)	(111,195)	(5,420,689)
Liabilities recognised in the consolidated statement of financial position	確認於財務狀況表的負債	207,486	335,180	568,583	1,496,585	1,780,850	4,388,684
Liabilities in respect of underwriting years 2011 and earlier	於二零一一年承保年度及以前的負債						461,199
Total liabilities included in the consolidated statement of financial position	確認於財務狀況表的總負債						4,849,883

Note: The above balances exclude the claims liabilities for the life reinsurance business.

### 2 保險、財務及資本風險管理 (續)

#### (h) 賠款發展 (續)

##### 賠款發展分析 – 太平再保險之減去再保險淨額 (續)

截至二零一六年十二月三十一日止年度

註：上述數額不包括人壽再保險業務之賠款負債。

# Notes to the Consolidated Financial Statements (Continued)

## 綜合財務報表附註 (續)

(Expressed in Hong Kong dollars)  
(以港幣列示)

### 3 SEGMENT INFORMATION

The Group is organised primarily based on different types of businesses. The information reported to the Board, being the chief operating decision maker, for the purpose of resources allocation and performance assessment, are prepared and reported on such basis. Accordingly, the Group's operating segments are detailed as follows:

- Life insurance business;
- PRC property and casualty insurance business;
- Overseas property and casualty insurance business;
- Reinsurance business;
- Pension and group life insurance business; and
- Other businesses which comprised the asset management business, insurance intermediary business, E-commerce for insurance, financial leasing, property investment business, securities dealing and broking business.

Information regarding the above segments is reported below.

Management monitors the operating results of the Group's business units separately for the purpose of performance assessment.

### 3 營運分部

本集團主要由各項業務組成。向董事會(即主要營運決策者)呈報以進行資源分配及評估表現之資料,亦按此基準編製及呈報。因此,本集團營運分部的詳情載列如下:

- 人壽保險業務;
- 境內財產保險業務;
- 境外財產保險業務;
- 再保險業務;
- 養老及團體保險業務;及
- 其他業務,包括資產管理業務、保險中介業務、保險有關之電子商務、金融租賃、物業投資業務、證券買賣及經紀業務。

有關上述分部的資料呈列如下。

管理層透過監控本集團各業務單位之營運業績以評估分部表現。



# Notes to the Consolidated Financial Statements (Continued)

## 綜合財務報表附註 (續)

(Expressed in Hong Kong dollars)  
(以港幣列示)

### 3 SEGMENT INFORMATION (Continued)

#### a. Segmental statement of profit or loss for 2017

### 3 營運分部 (續)

#### a. 二零一七年分部損益表

For the year ended 31 December 2017  
截至二零一七年十二月三十一日止年度

		Life insurance	PRC property and casualty insurance	Overseas property and casualty insurance	Reinsurance	Pension and group life insurance	Other businesses	Inter-segment elimination and adjustment	Total
		人壽保險	境內財產保險	境外財產保險	再保險	養老及團體保險	其他業務	內部對銷及調整	總額
		\$'000	\$'000	\$'000	\$'000	\$'000	\$'000	\$'000	\$'000
		千元	千元	千元	千元	千元	千元	千元	千元
<b>Income</b>	<b>收入</b>								
Total premiums written and policy fees	總保費及保單費收入	133,846,763	26,098,974	4,758,311	11,057,594	5,307,386	-	(2,392,834)	178,676,194
Less: Premiums ceded to reinsurers	減：分出保費	(1,439,152)	(3,922,701)	(1,342,323)	(1,064,800)	(477,548)	-	2,218,201	(6,028,323)
Net premiums written and policy fees	淨保費收入及保單費收入	132,407,611	22,176,273	3,415,988	9,992,794	4,829,838	-	(174,633)	172,647,871
Change in unearned premium provisions, net of reinsurance	未到期責任準備金變化，減再保險	(428,126)	(1,599,342)	32,953	(359,545)	(102,922)	-	(1,375)	(2,458,357)
Net earned premiums and policy fees	已賺取保費及保單費收入淨額	131,979,485	20,576,931	3,448,941	9,633,249	4,726,916	-	(176,008)	170,189,514
Net investment income (note (i))	淨投資收入 (註(i))	16,713,751	891,570	460,470	1,219,425	358,985	1,165,356	94,732	20,904,289
Net realised investment gains/(losses) (note (ii))	已實現投資收益/(虧損)淨額 (註(ii))	1,061,643	177,391	1,569	33,324	(46,958)	91,130	599,771	1,917,870
Net unrealised investment gains and impairment (note (iii))	未實現投資收益及減值淨額 (註(iii))	(1,359,134)	(233,354)	78,306	(100,374)	(544)	86,457	353,598	(1,175,045)
Other income	其他收益	2,403,841	140,276	41,612	407,533	443,152	4,748,057	(3,920,971)	4,263,500
Segment income	分部收入	150,799,586	21,552,814	4,030,898	11,193,157	5,481,551	6,091,000	(3,048,878)	196,100,128
<b>Benefits, losses and expenses</b>	<b>給付、賠款及費用</b>								
Net policyholders' benefits	保單持有人利益淨額	(44,718,932)	(10,754,913)	(1,857,080)	(3,293,591)	(2,795,937)	-	158,510	(63,261,943)
Net commission expenses	佣金支出淨額	(16,003,924)	(3,137,620)	(1,212,187)	(2,281,034)	(324,864)	-	1,834,064	(21,125,565)
Administrative and other expenses	行政及其他費用	(16,488,491)	(6,937,469)	(508,625)	(306,251)	(1,859,713)	(3,386,832)	1,779,908	(27,707,473)
Change in life insurance contract liabilities, net of reinsurance	壽險合約負債變化，減再保險	(65,833,101)	-	-	(4,410,603)	(445,911)	-	-	(70,689,615)
Total benefits, losses and expenses	給付、賠款及費用總額	(143,044,448)	(20,830,002)	(3,577,892)	(10,291,479)	(5,426,425)	(3,386,832)	3,772,482	(182,784,596)
Share of results of associates and joint ventures	應佔聯營公司及合營公司業績	7,755,138	722,812	453,006	901,678	55,126	2,704,168	723,604	13,315,532
Finance costs	財務費用	(1,338,878)	(136,240)	-	-	(87,840)	(156,600)	(1,191,546)	(2,123,569)
Profit before taxation	除稅前溢利	8,964,603	782,966	444,625	901,678	102,060	953,618	(429,575)	11,719,975
Income tax charges	稅項支出	(2,882,844)	(420,248)	20,603	(157,920)	(6,793)	(369,631)	61,111	(3,755,722)
Profit after taxation	除稅後溢利	6,081,759	362,718	465,228	743,758	95,267	583,987	(368,464)	7,964,253
Non-controlling interests	非控股股東權益								(1,828,066)
Profit attributable to owners of the Company	本公司股東應佔溢利								6,136,187

Segment revenue (including total premiums written and policy fees) and segment profit/(loss) represent the revenue and profit/(loss) earned by each segment which is the measure reported to the Board for the purpose of resource allocation and assessment of segment performance.

分部收入(包括總保費及保單費收入)及分部溢利/(虧損)指各分部收入及溢利/(虧損)，此乃向董事會呈報之方法，以進行資源分配及評估分部表現。

# Notes to the Consolidated Financial Statements (Continued)

## 綜合財務報表附註 (續)

(Expressed in Hong Kong dollars)  
(以港幣列示)

### 3 SEGMENT INFORMATION (Continued)

### 3 營運分部 (續)

#### a. Segmental statement of profit or loss for 2017 (Continued)

#### a. 二零一七年分部損益表 (續)

		For the year ended 31 December 2017 截至二零一七年十二月三十一日止年度						Inter- segment elimination and adjustment	Total
		Life insurance	PRC property and casualty insurance	Overseas property and casualty insurance	Reinsurance	Pension and group life insurance	Other businesses	內 部 對 銷 及 調 整	總 額
		\$'000	\$'000	\$'000	\$'000	\$'000	\$'000	\$'000	\$'000
		千元	千元	千元	千元	千元	千元	千元	千元
<b>Note (j): Net investment income</b>	<b>註(j): 淨投資收入</b>								
Interests income from debt securities	債務證券利息收入								
- Held-to-maturity	- 持有至到期日	6,142,349	146,406	110,997	815,795	-	114,088	(2,301)	7,327,334
- Available-for-sale	- 可供出售	1,648,893	111,989	34,249	84,000	96,024	46,742	(21)	2,021,876
- Held-for-trading	- 持有作交易用途	42,493	282	27,605	17,396	1	12,752	241,672	342,201
- Designated at fair value through profit or loss	- 指定為通過損益以反映公允價值	-	-	22,021	-	-	-	-	22,021
Interests income from debt products	債權產品利息收入								
- Loans and receivables	- 貸款及應收款項	3,513,570	355,520	1,133	57,347	124,554	105,673	712,777	4,870,574
Dividend income from equity securities	股本證券股息收入								
- Available-for-sale	- 可供出售	991,895	51,721	8,755	17,693	12,041	51,680	(276,921)	856,864
- Held-for-trading	- 持有作交易用途	-	-	2,751	-	-	205	89,382	92,338
Dividend income from investment funds	投資基金股息收入								
- Available-for-sale	- 可供出售	803,339	41,936	5,257	48,467	38,482	24,563	(308,083)	653,961
- Held-for-trading	- 持有作交易用途	320,346	9,209	2	2,693	46,669	8,893	(202,561)	185,251
- Loans and receivables	- 貸款及應收款項	93,020	-	129,205	129,569	-	81,746	-	433,540
Bank deposits and other interests income	銀行存款及其他利息收入	3,144,809	122,768	21,248	43,723	36,540	245,446	(128,767)	3,485,767
Rental income receivable from investment properties	應收投資物業租金收入	252,210	28,813	97,247	1,198	105	472,389	(108,443)	743,519
Net interest income/(expenses) on securities sold/purchased under repurchase/resale agreements	買入返售/賣出回購證券利息收入/(費用)淨額	(239,173)	22,926	-	1,544	4,569	1,179	77,998	(130,957)
		16,713,751	891,570	460,470	1,219,425	358,985	1,165,356	94,732	20,904,289

# Notes to the Consolidated Financial Statements (Continued)

## 綜合財務報表附註 (續)

(Expressed in Hong Kong dollars)  
(以港幣列示)

### 3 SEGMENT INFORMATION (Continued)

### 3 營運分部 (續)

#### a. Segmental statement of profit or loss for 2017 (Continued)

#### a. 二零一七年分部損益表 (續)

		For the year ended 31 December 2017 截至二零一七年十二月三十一日止年度						Inter- segment elimination and adjustment	Total
		Life insurance	PRC property and casualty insurance	Overseas property and casualty insurance	Reinsurance	Pension and group life insurance	Other businesses	內 部 對 銷 及 調 整	總 額
		\$'000 千元	\$'000 千元	\$'000 千元	\$'000 千元	\$'000 千元	\$'000 千元	\$'000 千元	\$'000 千元
<b>Note (ii): Net realised investment gains/(losses)</b>	<b>註(ii): 已實現投資收益/(虧損)淨額</b>								
Debt securities	債務證券								
- Held-to-maturity	- 持有至到期日	-	-	1,396	-	-	-	-	1,396
- Available-for-sale	- 可供出售	15,323	(571)	5,911	9,717	-	35,043	-	65,423
- Held-for-trading	- 持有作交易用途	2,956	1,123	308	272	272	1,421	(67,487)	(61,135)
- Designated at fair value through profit or loss	- 指定為通過損益以反映公允價值	-	-	(680)	-	-	-	-	(680)
Debt products	債權產品								
- Loans and receivables	- 貸款及應收款項	-	-	-	-	-	-	15,649	15,649
Equity securities	股本證券								
- Available-for-sale	- 可供出售	1,611,626	156,568	(6,299)	17,949	(20,014)	24,404	(114)	1,784,120
- Held-for-trading	- 持有作交易用途	-	-	158	-	-	(930)	751,867	751,095
Investment funds	投資基金								
- Available-for-sale	- 可供出售	(583,374)	20,271	687	5,386	(27,216)	226	(36,690)	(620,710)
- Held-for-trading	- 持有作交易用途	15,112	-	88	-	-	36,403	(63,454)	(11,851)
Derivative financial instruments	衍生金融工具	-	-	-	-	-	(5,437)	-	(5,437)
		1,061,643	177,391	1,569	33,324	(46,958)	91,130	599,771	1,917,870
<b>Note (iii): Net unrealised investment gains and impairment</b>	<b>註(iii): 未實現投資收益及減值淨額</b>								
Debt securities	債務證券								
- Held-for-trading	- 持有作交易用途	(27,014)	(3,921)	31,480	(32,092)	-	(14,373)	(19,027)	(64,947)
- Designated at fair value through profit or loss	- 指定為通過損益以反映公允價值	-	-	6,586	-	-	(19,897)	-	(13,311)
Equity securities	股本證券								
- Held-for-trading	- 持有作交易用途	-	-	20,596	-	-	(561)	627,140	647,175
- Designated at fair value through profit or loss	- 指定為通過損益以反映公允價值	17,433	-	-	-	-	-	-	17,433
Investment funds	投資基金								
- Held-for-trading	- 持有作交易用途	226,312	-	(2,339)	-	3,120	54,977	(259,650)	22,420
Surplus on revaluation of investment properties	投資物業重估盈餘	44,200	4,392	61,321	1,040	-	90,679	5,164	206,796
Impairment loss recognised:	減值確認:								
- Available-for-sale debt securities	- 可供出售債務證券	-	-	(11,196)	-	-	-	-	(11,196)
- Available-for-sale equity securities and investment funds	- 可供出售股本證券及投資基金	(1,620,065)	(233,825)	(28,142)	(45,675)	(3,664)	(24,368)	(29)	(1,955,768)
- Held-to-maturity debt securities	- 持有至到期日債務證券	-	-	-	(23,647)	-	-	-	(23,647)
		(1,359,134)	(233,354)	78,306	(100,374)	(544)	86,457	353,598	(1,175,045)

# Notes to the Consolidated Financial Statements (Continued)

## 綜合財務報表附註 (續)

(Expressed in Hong Kong dollars)  
(以港幣列示)

### 3 SEGMENT INFORMATION (Continued)

#### b. Segmental statement of financial position for 2017

		At 31 December 2017 於二零一七年十二月三十一日							
		Life insurance	PRC property and casualty insurance	Overseas property and casualty insurance	Reinsurance	Pension and group life insurance	Other businesses	Inter-segment elimination and adjustment	Total
		\$'000	\$'000	\$'000	\$'000	\$'000	\$'000	\$'000	\$'000
		千元	千元	千元	千元	千元	千元	千元	千元
Statutory deposits	法定存款	3,588,903	1,371,872	104,288	320,561	717,781	5,204	-	6,108,609
Fixed assets	固定資產								
- Property and equipment	- 物業及設備	4,427,562	996,061	825,641	72,686	262,811	2,800,676	2,509,405	11,894,842
- Investment properties	- 投資物業	5,196,714	459,942	2,361,471	41,300	338,998	15,488,700	(3,940,457)	19,946,668
- Prepaid lease payments	- 預付租賃付款	53,990	52,969	-	-	-	1,478,061	50,368	1,635,388
Investments in debt and equity securities	債務及股本證券投資								
- Debt securities (note (i))	- 債務證券 (註(i))	209,584,808	6,046,537	4,232,619	20,663,321	2,084,016	4,458,587	5,954,775	253,024,663
- Equity securities (note (ii))	- 股本證券 (註(ii))	36,732,575	1,938,428	480,152	761,878	420,779	3,594,056	4,049,167	47,977,035
- Investment funds (note (iii))	- 投資基金 (註(iii))	21,708,962	1,627,260	2,538,189	3,998,554	1,083,907	4,588,090	(12,169,753)	23,375,209
- Debt products (note (iv))	- 債權產品 (註(iv))	69,589,283	6,584,637	64,371	961,121	2,202,151	2,176,144	6,970,810	88,548,517
Cash and bank deposits	現金及銀行存款	54,627,937	4,056,018	1,498,475	3,747,624	713,004	9,465,477	3,396,895	77,505,430
Goodwill	商譽	-	-	-	-	-	100,080	668,517	768,597
Intangible assets	無形資產	-	-	-	-	-	1,071	261,408	262,479
Interests in associates and joint ventures	於聯營公司及合營公司的權益	12,423,715	2,075,484	-	-	1,073,342	1,308,679	(10,585,509)	6,295,711
Reinsurers' share of insurance contract provisions	分保公司應佔保險合約準備	494,550	2,386,750	4,690,247	1,967,477	330,264	-	-	9,869,288
Policyholder account assets in respect of unit-linked products	有關投資連結產品之保單持有人賬戶資產	1,392,174	-	-	-	-	-	-	1,392,174
Other segment assets	其他分部資產	58,845,994	4,129,361	1,705,995	4,473,409	1,723,739	49,185,888	(2,195,303)	117,869,083
<b>Segment assets</b>	<b>分部資產</b>	<b>478,667,167</b>	<b>31,725,319</b>	<b>18,501,448</b>	<b>37,007,931</b>	<b>10,950,792</b>	<b>94,650,713</b>	<b>(5,029,677)</b>	<b>666,473,693</b>
Life insurance contract liabilities	壽險合約負債	368,053,732	-	-	12,553,769	3,307,336	-	-	383,914,837
Unearned premium provisions	未到期責任準備金	1,392,110	9,801,591	1,739,423	1,977,871	755,104	-	-	15,666,099
Provision for outstanding claims	未決賠款準備	389,061	7,026,411	8,049,471	7,172,108	753,011	-	-	23,390,062
Investment contract liabilities	投資合約負債	26,010,870	-	-	3,539,781	1,163,575	-	-	30,714,226
Deferred tax liabilities	遞延稅項負債	782,557	-	71,635	1,400	-	2,041,049	(167,299)	2,729,342
Interest-bearing notes	需付息票據	-	1,315,931	-	-	-	4,690,122	(47,941)	5,958,112
Bank borrowings	銀行貸款	-	-	300,000	-	-	45,888,646	-	46,188,646
Securities sold under repurchase agreements	賣出回購證券	14,355,577	-	-	-	-	-	714,284	15,069,861
Other segment liabilities	其他分部負債	37,761,777	6,175,995	1,516,269	3,592,071	2,162,742	11,899,437	(1,986,481)	61,121,810
<b>Segment liabilities</b>	<b>分部負債</b>	<b>448,745,684</b>	<b>24,319,928</b>	<b>11,676,798</b>	<b>28,837,000</b>	<b>8,141,768</b>	<b>64,519,254</b>	<b>(1,487,437)</b>	<b>584,752,995</b>
<b>Non-controlling interests</b>	<b>非控股股東權益</b>								<b>(15,280,272)</b>
<b>Net assets attributable to the owners of the Company</b>	<b>本公司股東應佔資產淨值</b>								<b>66,440,426</b>

Segment assets and segment liabilities represent the assets/liabilities recorded by each segment which is the measure reported to the Board for the purpose of resource allocation and assessment of segment performance.

分部資產及分部負債指各分部資產／負債，此乃向董事會呈報之方法，以進行資源分配及評估分部表現。

# Notes to the Consolidated Financial Statements (Continued)

## 綜合財務報表附註 (續)

(Expressed in Hong Kong dollars)  
(以港幣列示)

### 3 SEGMENT INFORMATION (Continued)

#### b. Segmental statement of financial position for 2017 (Continued)

### 3 營運分部 (續)

At 31 December 2017  
於二零一七年十二月三十一日

		Life insurance 人壽保險 \$'000 千元	PRC property and casualty insurance 境內財產保險 \$'000 千元	Overseas property and casualty insurance 境外財產保險 \$'000 千元	Reinsurance 再保險 \$'000 千元	Pension and group life insurance 養老及團體保險 \$'000 千元	Other businesses 其他業務 \$'000 千元	Inter-segment elimination and adjustment 內部對銷及調整 \$'000 千元	Total 總額 \$'000 千元
<b>Note (i): Debt securities</b>	<b>註(i): 債務證券</b>								
By category:	按種類:								
- Held-to-maturity	- 持有至到期日	154,882,686	3,543,337	2,227,434	17,272,830	-	2,956,660	(47,942)	180,835,005
- Available-for-sale	- 可供出售	54,533,777	2,481,957	852,220	3,155,439	2,084,016	1,335,286	-	64,442,695
- Held-for-trading	- 持有作交易用途	168,345	21,243	753,581	235,052	-	30,657	6,002,717	7,211,595
- Designated at fair value through profit or loss	- 指定為通過損益以反映公允價值	-	-	399,384	-	-	135,984	-	535,368
		209,584,808	6,046,537	4,232,619	20,663,321	2,084,016	4,458,587	5,954,775	253,024,663
By class:	按類別:								
- Government and central banks	- 政府及中央銀行	57,915,678	967,758	102,317	1,852,816	510,171	25,086	155,105	61,528,931
- Banks and other financial institutions	- 銀行及其他金融機構	110,751,654	2,384,770	1,716,650	10,002,015	289,461	2,506,561	3,132,500	130,783,611
- Corporate entities	- 企業實體	40,917,476	2,694,009	2,413,652	8,808,490	1,284,384	1,926,940	2,667,170	60,712,121
		209,584,808	6,046,537	4,232,619	20,663,321	2,084,016	4,458,587	5,954,775	253,024,663
<b>Note (ii): Equity securities</b>	<b>註(ii): 股本證券</b>								
By category:	按種類:								
- Available-for-sale	- 可供出售	35,674,240	1,938,428	282,441	761,878	420,779	3,579,816	(1,476,009)	41,181,573
- Held-for-trading	- 持有作交易用途	-	-	197,711	-	-	14,240	5,525,176	5,737,127
- Designated at fair value through profit or loss	- 指定為通過損益以反映公允價值	1,058,335	-	-	-	-	-	-	1,058,335
		36,732,575	1,938,428	480,152	761,878	420,779	3,594,056	4,049,167	47,977,035
<b>Note (iii): Investment funds</b>	<b>註(iii): 投資基金</b>								
By category:	按種類:								
- Available-for-sale	- 可供出售	9,073,307	1,281,855	166,890	1,527,083	381,377	289,024	(3,622,470)	9,097,066
- Held-for-trading	- 持有作交易用途	11,003,155	345,405	231,283	271,471	702,530	3,106,566	(8,547,283)	7,113,127
- Loans and receivables	- 貸款及應收款項	1,632,500	-	2,140,016	2,200,000	-	1,192,500	-	7,165,016
		21,708,962	1,627,260	2,538,189	3,998,554	1,083,907	4,588,090	(12,169,753)	23,375,209
<b>Note (iv): Debt products</b>	<b>註(iv): 債權產品</b>								
By category:	按種類:								
- Loans and receivables	- 貸款及應收款項	69,589,283	6,584,637	64,371	961,121	2,202,151	2,176,144	6,970,810	88,548,517

# Notes to the Consolidated Financial Statements (Continued)

## 綜合財務報表附註 (續)

(Expressed in Hong Kong dollars)  
(以港幣列示)

### 3 SEGMENT INFORMATION (Continued)

#### c. Segmental statement of profit or loss for 2016

### 3 營運分部 (續)

#### c. 二零一六年分部損益表

		For the year ended 31 December 2016 (Restated) 截至二零一六年十二月三十一日止年度 (重列)							Total
		Life insurance	PRC property and casualty insurance	Overseas property and casualty insurance	Reinsurance	Pension and group life insurance	Other businesses	Inter-segment elimination and adjustment	Total
		人壽保險	境內財產保險	境外財產保險	再保險	養老及團體保險	其他業務	內部對銷及調整	總額
		\$'000	\$'000	\$'000	\$'000	\$'000	\$'000	\$'000	\$'000
		千元	千元	千元	千元	千元	千元	千元	千元
<b>Income</b>	<b>收入</b>								
Total premiums written and policy fees	總保費及保單費收入	111,774,357	21,300,748	4,338,561	9,175,447	4,690,679	-	(2,014,414)	149,265,378
Less: Premiums ceded to reinsurers	減：分出保費	(1,351,525)	(2,673,370)	(1,239,550)	(817,477)	(417,403)	-	1,884,040	(4,615,285)
Net premiums written and policy fees	淨保費收入及保單費收入	110,422,832	18,627,378	3,099,011	8,357,970	4,273,276	-	(130,374)	144,650,093
Change in unearned premium provisions, net of reinsurance	未到期責任準備金變化，減再保險	(381,899)	(477,158)	(116,117)	(31,705)	(66,847)	-	(7,793)	(1,081,519)
Net earned premiums and policy fees	已賺取保費及保單費收入淨額	110,040,933	18,150,220	2,982,894	8,326,265	4,206,429	-	(138,167)	143,568,574
Net investment income (note (i))	淨投資收入 (註(i))	13,844,991	792,982	416,911	908,876	351,870	1,085,407	305,066	17,706,103
Net realised investment gains/(losses) (note (ii))	已實現投資收益/(虧損)淨額 (註(ii))	2,461,832	140,845	(42,420)	12,855	34,769	32,128	(45,296)	2,594,713
Net unrealised investment gains and impairment (note (iii))	未實現投資收益及減值淨額 (註(iii))	(714,863)	(19,371)	131,252	(5,704)	(3,102)	460,378	(73,894)	(225,304)
Other income	其他收益	2,009,362	191,164	5,236	(132,382)	397,213	3,228,621	(2,779,798)	2,919,416
Segment income	分部收入	127,642,255	19,255,840	3,493,873	9,109,910	4,987,179	4,806,534	(2,732,089)	166,563,502
<b>Benefits, losses and expenses</b>	<b>給付、賠款及費用</b>								
Net policyholders' benefits	保單持有人利益淨額	(16,416,957)	(9,629,055)	(1,442,661)	(3,039,621)	(2,421,678)	-	117,010	(32,832,962)
Net commission expenses	佣金支出淨額	(12,333,725)	(2,692,393)	(1,015,327)	(1,550,560)	(445,994)	-	1,333,525	(16,704,474)
Administrative and other expenses	行政及其他費用	(12,991,147)	(6,019,091)	(504,894)	(226,677)	(1,558,941)	(2,811,555)	1,418,507	(22,693,798)
Change in life insurance contract liabilities, net of reinsurance	壽險合約負債變化，減再保險	(79,403,196)	-	-	(3,709,024)	(530,617)	-	-	(83,642,837)
Total benefits, losses and expenses	給付、賠款及費用總額	(121,145,025)	(18,340,539)	(2,962,882)	(8,525,882)	(4,957,230)	(2,811,555)	2,869,042	(155,874,071)
Share of results of associates and joint ventures	應佔聯營公司及合營公司業績	6,497,230	915,301	530,991	584,028	29,949	1,994,979	136,953	10,689,431
Finance costs	財務費用	(13,757)	(77,423)	(3,308)	-	(31,273)	(1,306,154)	54,691	(1,377,224)
<b>Profit before taxation</b>	<b>除稅前溢利</b>	6,793,493	913,252	527,683	584,028	45,055	786,454	(278,697)	9,371,268
Income tax charges	稅項支出	(1,950,080)	(361,139)	(57,614)	(133,307)	(20,874)	(431,220)	(2,006)	(2,956,240)
<b>Profit after taxation</b>	<b>除稅後溢利</b>	4,843,413	552,113	470,069	450,721	24,181	355,234	(280,703)	6,415,028
Non-controlling interests	非控股股東權益								(1,583,379)
<b>Profit attributable to owners of the Company</b>	<b>本公司股東應佔溢利</b>								4,831,649

Segment revenue (including total premiums written and policy fees) and segment profit/(loss) represent the revenue and profit/(loss) earned by each segment which is the measure reported to the Board for the purpose of resource allocation and assessment of segment performance.

分部收入 (包括總保費及保單費收入) 及分部溢利/(虧損) 指各分部收入及溢利/(虧損)。此乃向董事會呈報之方法，以進行資源分配及評估分部表現。

# Notes to the Consolidated Financial Statements (Continued)

## 綜合財務報表附註 (續)

(Expressed in Hong Kong dollars)  
(以港幣列示)

### 3 SEGMENT INFORMATION (Continued)

### 3 營運分部 (續)

#### c. Segmental statement of profit or loss for 2016 (Continued)

#### c. 二零一六年分部損益表 (續)

For the year ended 31 December 2016 (Restated)  
截至二零一六年十二月三十一日止年度 (重列)

	Life insurance 人壽保險 \$'000 千元	PRC property and casualty insurance 境內財產保險 \$'000 千元	Overseas property and casualty insurance 境外財產保險 \$'000 千元	Reinsurance 再保險 \$'000 千元	Pension and group life insurance 養老及團體保險 \$'000 千元	Other businesses 其他業務 \$'000 千元	Inter-segment elimination and adjustment 內部對銷及調整 \$'000 千元	Total 總額 \$'000 千元
<b>Note (i): Net investment income 註(i): 淨投資收入</b>								
Interests income from debt securities 債務證券利息收入								
- Held-to-maturity 一持有至到期日	5,015,604	116,066	103,218	623,124	-	118,349	(2,174)	5,974,187
- Available-for-sale 一可供出售	974,326	107,854	40,606	94,551	97,350	58,763	(140)	1,373,310
- Held-for-trading 一持有作交易用途	8,288	147	26,691	17,424	3	10,903	51,627	115,083
- Designated at fair value through profit or loss 一指定為通過損益以反映公允價值	-	-	20,615	-	-	-	-	20,615
- Loans and receivables 一貸款及應收款項	21,711	3,419	-	9,063	-	536	(12)	34,717
Interests income from debt products 債權產品利息收入								
- Loans and receivables 一貸款及應收款項	3,020,924	236,372	1,333	16,182	104,921	33,640	882,800	4,296,172
Dividend income from equity securities 股本證券股息收入								
- Available-for-sale 一可供出售	365,858	36,333	7,486	5,255	4,567	41,211	3,750	464,460
- Held-for-trading 一持有作交易用途	-	-	2,270	-	-	139	26,626	29,035
Dividend income from investment funds 投資基金股息收入								
- Available-for-sale 一可供出售	1,305,981	96,037	265	5,689	44,791	24,719	(480,719)	996,763
- Held-for-trading 一持有作交易用途	179,139	31,200	1,143	1	41,677	5,421	(34,439)	224,142
- Designated at fair value through profit or loss 一指定為通過損益以反映公允價值	-	-	906	-	-	-	-	906
- Loans and receivables 一貸款及應收款項	-	-	92,978	90,011	-	75,821	-	258,810
Bank deposits and other interests income 銀行存款及其他利息收入	2,716,299	152,219	24,559	48,363	65,559	227,516	(58,105)	3,176,410
Rental income receivable from investment properties 應收投資物業租金收入	218,986	16,130	94,841	1,115	-	486,748	(101,064)	716,756
Net interest income/(expenses) on securities sold/purchased under repurchase/resale agreements 買入返售/賣出回購證券利息收入/(費用)淨額	17,875	(2,795)	-	(1,902)	(6,998)	1,641	16,916	24,737
	13,844,991	792,982	416,911	908,876	351,870	1,085,407	305,066	17,706,103
<b>Note (ii): Net realised investment gains/(losses) 註(ii): 已實現投資收益/(虧損)淨額</b>								
Debt securities 債務證券								
- Held-to-maturity 一持有至到期日	10,383	(2,509)	1,044	-	-	-	-	8,918
- Available-for-sale 一可供出售	45,902	(1,815)	3,731	19,677	(950)	12,873	(3)	79,415
- Held-for-trading 一持有作交易用途	55,090	7,754	901	1,321	2,125	1,158	(6,140)	62,209
Equity securities 股本證券								
- Available-for-sale 一可供出售	2,155,658	125,724	(13,255)	(8,419)	33,948	(9,380)	216	2,284,492
- Held-for-trading 一持有作交易用途	-	-	(2,674)	-	-	(3,187)	(36,195)	(42,056)
- Designated at fair value through profit or loss 一指定為通過損益以反映公允價值	-	-	-	-	-	(83)	-	(83)
Investment funds 投資基金								
- Available-for-sale 一可供出售	194,795	11,691	(33,864)	276	(354)	(4,439)	17,703	185,808
- Held-for-trading 一持有作交易用途	4	-	1,697	-	-	29,614	(20,877)	10,438
Derivative financial instruments 衍生金融工具	-	-	-	-	-	7,765	-	7,765
Loss on disposal of an associate 出售聯營公司虧損	-	-	-	-	-	(2,193)	-	(2,193)
	2,461,832	140,845	(42,420)	12,855	34,769	32,128	(45,296)	2,594,713

# Notes to the Consolidated Financial Statements (Continued)

## 綜合財務報表附註 (續)

(Expressed in Hong Kong dollars)  
(以港幣列示)

### 3 SEGMENT INFORMATION (Continued)

### 3 營運分部 (續)

#### c. Segmental statement of profit or loss for 2016 (Continued)

#### c. 二零一六年分部損益表 (續)

		For the year ended 31 December 2016 (Restated) 截至二零一六年十二月三十一日止年度 (重列)						Inter- segment elimination and adjustment	Total 總額
		Life insurance 人壽保險 \$'000 千元	PRC property and casualty insurance 境內 財產保險 \$'000 千元	Overseas property and casualty insurance 境外 財產保險 \$'000 千元	Reinsurance 再保險 \$'000 千元	Pension and group life insurance 養老及 團體保險 \$'000 千元	Other businesses 其他業務 \$'000 千元	內部對銷 及調整 \$'000 千元	\$'000 千元
<b>Note (iii): Net unrealised investment gains/ (losses) and impairment</b>	<b>註 (iii): 未實現投資收益/ (虧損) 及減值淨額</b>								
Debt securities	債務證券								
- Held-for-trading	- 持有作交易用途	(3,674)	865	(653)	11,644	(1)	5,685	(18,542)	(4,676)
- Designated at fair value through profit or loss	- 指定為通過損益以反映公允價值	-	-	(1,670)	-	-	-	-	(1,670)
Equity securities	股本證券								
- Held-for-trading	- 持有作交易用途	-	-	11,947	-	-	1,314	(27,952)	(14,691)
Investment funds	投資基金								
- Held-for-trading	- 持有作交易用途	748	-	8,895	-	767	9,213	6,521	26,144
Surplus on revaluation of investment properties	投資物業重估盈餘	382,941	45,483	142,748	1,760	421	462,640	(109,423)	926,570
Impairment loss recognised:	減值確認:								
- Available-for-sale equity securities and investment funds	- 可供出售股本證券及投資基金	(1,094,878)	(65,719)	(24,395)	(19,108)	(4,289)	(18,474)	75,502	(1,151,361)
- Held-to-maturity debt securities	- 持有至到期日債務證券	-	-	(5,620)	-	-	-	-	(5,620)
		(714,863)	(19,371)	131,252	(5,704)	(3,102)	460,378	(73,894)	(225,304)



# Notes to the Consolidated Financial Statements (Continued)

## 綜合財務報表附註 (續)

(Expressed in Hong Kong dollars)  
(以港幣列示)

### 3 SEGMENT INFORMATION (Continued)

#### d. Segmental statement of financial position for 2016

### 3 營運分部 (續)

#### d. 二零一六年分部財務狀況表

		At 31 December 2016 (Restated)							於二零一六年十二月三十一日 (重列)	
		Life insurance	PRC property and casualty insurance	Overseas property and casualty insurance	Reinsurance	Pension and group life insurance	Other businesses	Inter-segment elimination and adjustment	Total	
		人壽保險	境內財產保險	境外財產保險	再保險	養老及團體保險	其他業務	內部對銷及調整	總額	
		\$'000	\$'000	\$'000	\$'000	\$'000	\$'000	\$'000	\$'000	
		千元	千元	千元	千元	千元	千元	千元	千元	
Statutory deposits	法定存款	3,353,790	1,195,056	121,422	298,221	670,758	4,101	-	5,643,348	
Fixed assets	固定資產									
- Property and equipment	- 物業及設備	4,015,703	924,626	805,545	58,268	193,195	683,208	1,640,836	8,321,381	
- Investment properties	- 投資物業	4,773,365	425,551	2,272,126	40,260	-	13,886,097	(2,816,611)	18,580,788	
- Prepaid lease payments	- 預付租賃付款	51,682	50,729	-	-	-	471,179	48,099	621,689	
Investments in debt and equity securities	債務及股本證券投資									
- Debt securities (note (i))	- 債務證券 (註(i))	133,334,802	4,571,020	3,837,718	16,251,423	1,975,650	5,079,422	880,443	165,930,478	
- Equity securities (note (iii))	- 股本證券 (註(iii))	26,211,415	2,446,496	584,267	734,731	400,509	3,343,895	1,559,153	35,280,466	
- Investment funds (note (iii))	- 投資基金 (註(iii))	26,222,022	1,975,321	2,422,687	2,287,791	1,015,419	4,836,951	(8,016,527)	30,743,664	
- Debt products (note (iv))	- 債權產品 (註(iv))	56,028,399	5,652,257	-	596,975	2,240,333	572,380	10,862,897	75,953,241	
Cash and bank deposits	現金及銀行存款	45,207,911	3,313,707	1,248,827	2,363,355	1,003,007	13,531,543	2,133,175	68,801,525	
Goodwill	商譽	-	-	-	-	-	93,524	668,517	762,041	
Intangible assets	無形資產	-	-	-	-	-	1,113	261,408	262,521	
Interests in associates and joint ventures	於聯營公司及合營公司的權益	9,275,920	1,194,548	-	-	640,753	1,132,752	(10,019,395)	2,224,578	
Reinsurers' share of insurance contract provisions	分保公司應佔保險合約準備	409,333	1,731,912	1,602,820	1,827,332	264,117	-	-	5,835,514	
Policyholder account assets in respect of unit-linked products	有關投資連結產品之保單持有人賬戶資產	1,206,983	-	-	-	-	-	-	1,206,983	
Other segment assets	其他分部資產	43,735,847	2,229,112	1,795,364	2,714,705	1,091,934	40,662,818	(3,390,338)	88,839,442	
<b>Segment assets</b>	<b>分部資產</b>	<b>353,827,172</b>	<b>25,710,335</b>	<b>14,690,776</b>	<b>27,173,061</b>	<b>9,495,675</b>	<b>84,298,983</b>	<b>(6,188,343)</b>	<b>509,007,659</b>	
Life insurance contract liabilities	壽險合約負債	280,335,561	-	-	8,852,868	2,655,542	-	-	291,843,971	
Unearned premium provisions	未到期責任準備金	752,558	7,313,393	1,653,763	1,509,124	586,615	-	-	11,815,453	
Provision for outstanding claims	未決賠款準備	288,776	5,583,954	4,703,192	5,556,435	583,701	-	-	16,716,058	
Investment contract liabilities	投資合約負債	19,309,089	-	-	1,900,362	1,227,354	-	-	22,436,805	
Deferred tax liabilities	遞延稅項負債	28,954	-	58,519	2,096	-	1,877,682	(96,323)	1,870,928	
Interest-bearing notes	需付息票據	-	1,229,724	-	-	-	4,653,048	(47,563)	5,835,209	
Bank borrowings	銀行貸款	-	-	600,000	-	-	41,106,427	-	41,706,427	
Securities sold under repurchase agreements	賣出回購證券	100,614	558,937	-	-	67,076	-	5,590	732,217	
Other segment liabilities	其他分部負債	31,622,005	4,537,508	1,281,077	2,495,535	1,847,125	8,026,930	(4,008,220)	45,801,960	
<b>Segment liabilities</b>	<b>分部負債</b>	<b>332,437,557</b>	<b>19,223,516</b>	<b>8,296,551</b>	<b>20,316,420</b>	<b>6,967,413</b>	<b>55,664,087</b>	<b>(4,146,516)</b>	<b>438,759,028</b>	
<b>Non-controlling interests</b>	<b>非控股股東權益</b>								<b>(12,424,210)</b>	
<b>Net assets attributable to the owners of the Company</b>	<b>本公司股東應佔資產淨值</b>								<b>57,824,421</b>	

Segment assets and segment liabilities represent the assets/liabilities recorded by each segment which is the measure reported to the Board for the purpose of resource allocation and assessment of segment performance.

分部資產及分部負債指各分部資產/負債，此乃向董事會呈報之方法，以進行資源分配及評估分部表現。

# Notes to the Consolidated Financial Statements (Continued)

## 綜合財務報表附註 (續)

(Expressed in Hong Kong dollars)  
(以港幣列示)

### 3 SEGMENT INFORMATION (Continued)

#### d. Segmental statement of financial position for 2016 (Continued)

### 3 營運分部 (續)

#### d. 二零一六年分部財務狀況表 (續)

		At 31 December 2016 (Restated) 於二零一六年十二月三十一日 (重列)						Inter- segment elimination and adjustment	Total
		Life insurance 人壽保險 \$'000 千元	PRC property and casualty insurance 境內 財產保險 \$'000 千元	Overseas property and casualty insurance 境外 財產保險 \$'000 千元	Reinsurance 再保險 \$'000 千元	Pension and group life insurance 養老及 團體保險 \$'000 千元	Other businesses 其他業務 \$'000 千元	內部對銷 及調整 \$'000 千元	總額 \$'000 千元
<b>Note (i): Debt securities</b>	<b>註(i): 債務證券</b>								
By category:	按種類:								
- Held-to-maturity	- 持有至到期日	110,510,563	2,625,970	2,145,843	14,306,222	-	3,161,165	(47,562)	132,702,201
- Available-for-sale	- 可供出售	22,686,816	1,871,497	820,243	1,674,531	1,975,650	1,581,205	-	30,609,942
- Held-for-trading	- 持有作交易用途	137,423	73,553	536,440	270,670	-	337,052	928,005	2,283,143
- Designated at fair value through profit or loss	- 貸款及應收款項	-	-	335,192	-	-	-	-	335,192
		133,334,802	4,571,020	3,837,718	16,251,423	1,975,650	5,079,422	880,443	165,930,478
By class:	按類別:								
- Government and central banks	- 政府及中央銀行	48,376,509	905,644	82,223	1,286,446	546,328	51,158	-	51,248,308
- Banks and other financial institutions	- 銀行及其他金融機構	50,873,554	920,811	1,615,550	7,719,889	132,805	3,170,587	28,989	64,462,185
- Corporate entities	- 企業實體	34,084,739	2,744,565	2,139,945	7,245,088	1,296,517	1,857,677	851,454	50,219,985
		133,334,802	4,571,020	3,837,718	16,251,423	1,975,650	5,079,422	880,443	165,930,478
<b>Note (ii): Equity securities</b>	<b>註(ii): 股本證券</b>								
By category:	按種類:								
- Available-for-sale	- 可供出售	26,211,415	2,446,496	414,674	734,731	400,509	3,317,711	30,779	33,556,315
- Held-for-trading	- 持有作交易用途	-	-	169,593	-	-	26,184	1,528,374	1,724,151
		26,211,415	2,446,496	584,267	734,731	400,509	3,343,895	1,559,153	35,280,466
<b>Note (iii): Investment funds</b>	<b>註(iii): 投資基金</b>								
By category:	按種類:								
- Available-for-sale	- 可供出售	12,959,819	1,749,058	48,313	137,752	554,592	212,529	(6,805,668)	8,856,395
- Held-for-trading	- 持有作交易用途	12,284,203	226,263	234,322	39	460,827	2,427,422	(1,210,859)	14,422,217
- Loans and receivables	- 貸款及應收款項	978,000	-	2,140,052	2,150,000	-	2,197,000	-	7,465,052
		26,222,022	1,975,321	2,422,687	2,287,791	1,015,419	4,836,951	(8,016,527)	30,743,664
<b>Note (iv): Debt products</b>	<b>註(iv): 債權產品</b>								
By category:	按種類:								
- Loans and receivables	- 貸款及應收款項	56,028,399	5,652,257	-	596,975	2,240,333	572,380	10,862,897	75,953,241

# Notes to the Consolidated Financial Statements (Continued)

## 綜合財務報表附註 (續)

(Expressed in Hong Kong dollars)  
(以港幣列示)

### 3 SEGMENT INFORMATION (Continued)

#### Geographical distribution:

More than 91% (2016 as restated: 92%) of the Group's total income is derived from its operations in the PRC (other than Hong Kong and Macau).

The Group's information about its non-current assets by geographical location of the assets are detailed below:

### 3 營運分部 (續)

#### 地區分佈：

本集團超過91% (二零一六年，重列：92%) 的總收入來自於中國的業務 (香港及澳門除外)。

下表詳列本集團按資產地區分佈之非當期資產：

		At 31 December 2017 於二零一七年十二月三十一日			
		PRC (other than Hong Kong and Macau) 中國 (香港及 澳門除外)		Rest of the world 世界 其他地區	Total 總額
		Hong Kong and Macau 香港及澳門 \$'000 千元	\$'000 千元	\$'000 千元	\$'000 千元
Non-current assets (other than financial instruments, deferred tax assets, rights arising under insurance contracts and interests in associates and joint ventures)	非流動資產 (金融工具、遞延稅項資產、有關保險合約之權利及於聯營公司及合營公司的權益除外)	3,267,363	30,573,647	666,964	34,507,974
		At 31 December 2016 (Restated) 於二零一六年十二月三十一日 (重列)			
		PRC (other than Hong Kong and Macau) 中國 (香港及 澳門除外)		Rest of the world 世界 其他地區	Total 總額
		Hong Kong and Macau 香港及澳門 \$'000 千元	\$'000 千元	\$'000 千元	\$'000 千元
Non-current assets (other than financial instruments, deferred tax assets, rights arising under insurance contracts and interests in associates and joint ventures)	非流動資產 (金融工具、遞延稅項資產、有關保險合約之權利及於聯營公司及合營公司的權益除外)	3,073,755	24,850,278	624,387	28,548,420

#### Information about major customers:

There were no customers for the year ended 31 December 2017 and 2016 contributing over 10% of the total premiums written and policy fees of the Group.

#### 主要客戶資料：

於二零一七年及二零一六年十二月三十一日並無客戶為本集團總保費及保單費收入帶來逾10%之貢獻。

# Notes to the Consolidated Financial Statements (Continued)

## 綜合財務報表附註 (續)

(Expressed in Hong Kong dollars)  
(以港幣列示)

### 4 TOTAL PREMIUMS WRITTEN AND POLICY FEES

#### Principal activities

The principal activity of the Company is investment holding. The principal activities of the Company's subsidiaries are the underwriting of direct life insurance business, property and casualty insurance business, all classes of reinsurance business and pension and group life business. Apart from these, the Group also carries on operations in asset management, property investment, E-commerce for insurance, financial leasing, insurance intermediaries and securities dealing and broking.

### 4 總保費及保單費收入

#### 主要業務

本公司的主要業務是投資控股。本公司之附屬公司的主要業務是承接直接人壽保險業務、財產保險業務、各類再保險業務及養老及團體人壽保險業務。此外，本集團也從事資產管理、物業投資、保險有關的電子商務、金融租賃、保險中介及證券買賣及經紀業務。

		Year ended 31 December 2017 截至二零一七年十二月三十一日止年度					
		Life insurance contracts	PRC property and casualty insurance contracts	Overseas property and casualty insurance contracts	Reinsurance contracts	Pension and group life insurance contracts	Total
		人壽保險合約	境內財產保險	境外財產保險	再保險合約	養老及團體保險合約	總額
		\$'000	\$'000	\$'000	\$'000	\$'000	\$'000
		千元	千元	千元	千元	千元	千元
Total premiums written	總保費	133,662,213	26,071,915	3,501,807	10,124,702	5,161,456	178,522,093
Policy fees	保單費收入	154,101	-	-	-	-	154,101
		<b>133,816,314</b>	<b>26,071,915</b>	<b>3,501,807</b>	<b>10,124,702</b>	<b>5,161,456</b>	<b>178,676,194</b>
		Year ended 31 December 2016 截至二零一六年十二月三十一日止年度					
		Life insurance contracts	PRC property and casualty insurance contracts	Overseas property and casualty insurance contracts	Reinsurance contracts	Pension and group life insurance contracts	Total
		人壽保險合約	境內財產保險	境外財產保險	再保險合約	養老及團體保險合約	總額
		\$'000	\$'000	\$'000	\$'000	\$'000	\$'000
		千元	千元	千元	千元	千元	千元
Total premiums written	總保費	111,553,995	21,262,320	3,310,864	8,437,761	4,570,969	149,135,909
Policy fees	保單費收入	129,469	-	-	-	-	129,469
		<b>111,683,464</b>	<b>21,262,320</b>	<b>3,310,864</b>	<b>8,437,761</b>	<b>4,570,969</b>	<b>149,265,378</b>

# Notes to the Consolidated Financial Statements (Continued)

## 綜合財務報表附註 (續)

(Expressed in Hong Kong dollars)  
(以港幣列示)

### 4 TOTAL PREMIUMS WRITTEN AND POLICY FEES (Continued)

### 4 總保費及保單費收入 (續)

#### Principal activities (Continued)

In respect of life insurance contracts, the detailed breakdowns are as follows:

#### 主要業務 (續)

有關人壽保險合約的詳細分析如下：

		Year ended 31 December 2017 截至二零一七年十二月三十一日止年度				Total 總額
		Individual 個人代理	Bancassurance 銀行保險	Group 團體	Reinsurance and other channels 再保險及 多元銷售	Total 總額
		\$'000 千元	\$'000 千元	\$'000 千元	\$'000 千元	\$'000 千元
Single Premium	躉繳保費	89,497	17,420,006	-	7,036	17,516,539
Regular Premium	期繳保費					
- First Year	- 首年	28,660,694	6,808,062	-	762,893	36,231,649
- Renewal Year	- 續年	57,494,642	20,203,466	-	1,950,072	79,648,180
Employee Benefit ("EB")	僱員福利	-	-	265,845	-	265,845
		<b>86,244,833</b>	<b>44,431,534</b>	<b>265,845</b>	<b>2,720,001</b>	<b>133,662,213</b>

		Year ended 31 December 2016 截至二零一六年十二月三十一日止年度				Total 總額
		Individual 個人代理	Bancassurance 銀行保險	Group 團體	Reinsurance and other channels 再保險及 多元銷售	Total 總額
		\$'000 千元	\$'000 千元	\$'000 千元	\$'000 千元	\$'000 千元
Single Premium	躉繳保費	126,042	21,694,673	-	14,919	21,835,634
Regular Premium	期繳保費					
- First Year	- 首年	22,632,759	4,207,358	-	520,265	27,360,382
- Renewal Year	- 續年	42,558,004	17,729,828	-	1,699,971	61,987,803
Employee Benefit ("EB")	僱員福利	-	-	370,176	-	370,176
		<b>65,316,805</b>	<b>43,631,859</b>	<b>370,176</b>	<b>2,235,155</b>	<b>111,553,995</b>

# Notes to the Consolidated Financial Statements (Continued)

## 綜合財務報表附註 (續)

(Expressed in Hong Kong dollars)  
(以港幣列示)

### 4 TOTAL PREMIUMS WRITTEN AND POLICY FEES (Continued) 4 總保費及保單費收入 (續)

#### Principal activities (Continued)

For life insurance contracts, the individual first year regular premium by payment term and feature are as follows:

For the year ended 31 December

#### By Payment Term

		2017 二零一七年 \$'000 千元	% of Total 佔總額百分比	2016 二零一六年 \$'000 千元	% of Total 佔總額百分比
1 – 9 years	1 – 9年	15,312,303	53.40%	10,237,537	45.20%
10 – 19 years	10 – 19年	4,740,359	16.50%	5,059,868	22.40%
20 – 29 years	20 – 29年	8,128,364	28.40%	6,600,667	29.20%
30 years+	30年+	479,668	1.70%	734,687	3.20%
		<b>28,660,694</b>	<b>100.00%</b>	<b>22,632,759</b>	<b>100.00%</b>

#### By Feature

		2017 二零一七年 \$'000 千元	% of Total 佔總額百分比	2016 二零一六年 \$'000 千元	% of Total 佔總額百分比
Short term savings	短期儲蓄型	477,128	1.70%	40,011	0.20%
Long term savings	長期儲蓄型	15,704,963	54.80%	13,028,125	57.50%
Long term protection	長期保障型	10,666,453	37.20%	8,409,043	37.20%
Others	其他	1,812,150	6.30%	1,155,580	5.10%
		<b>28,660,694</b>	<b>100.00%</b>	<b>22,632,759</b>	<b>100.00%</b>

For life insurance contracts, the bancassurance first year regular premium by payment term were as follows:

#### By Payment Term

		2017 二零一七年 \$'000 千元	% of Total 佔總額百分比	2016 二零一六年 \$'000 千元	% of Total 佔總額百分比
5 – 9 years	5 – 9年	2,186,004	32.10%	1,284,936	30.50%
10 – 14 years	10 – 14年	3,804,116	55.90%	2,722,778	64.70%
Others	其他	817,942	12.00%	199,644	4.80%
		<b>6,808,062</b>	<b>100.00%</b>	<b>4,207,358</b>	<b>100.00%</b>

#### 主要業務 (續)

有關人壽保險及投資合約·個人首年期繳保費按繳費期及產品形態的分類如下:

截至十二月三十一日止年度

#### 按繳費期

#### 按產品形態

有關人壽保險及投資合約·銀行保險首年期繳保費按繳費期的分類如下:

#### 按繳費期

# Notes to the Consolidated Financial Statements (Continued)

## 綜合財務報表附註 (續)

(Expressed in Hong Kong dollars)  
(以港幣列示)

### 5 INVESTMENT INCOME

### 5 投資收入

		Year ended 31 December 截至十二月三十一日止年度	
		2017 二零一七年	2016 二零一六年 (Restated) (重列)
		\$'000 千元	\$'000 千元
<b>Net investment income (note (a))</b>	<b>淨投資收入 (註(a))</b>	<b>20,904,289</b>	17,706,103
<b>Net realised investment gains (note (b))</b>	<b>已實現投資收益淨額 (註(b))</b>	<b>1,917,870</b>	2,594,713
<b>Net unrealised investment gains and impairment (note (c))</b>	<b>未實現投資收益及減值淨額 (註(c))</b>	<b>(1,175,045)</b>	(225,304)
		<b>21,647,114</b>	20,075,212
<b>(a) Net investment income</b>	<b>(a) 淨投資收入</b>		
Interests income from debt securities (note (i)):	債務證券利息收入 (註(i)):		
– Held-to-maturity	– 持有至到期日	7,327,334	5,974,187
– Available-for-sale	– 可供出售	2,021,876	1,373,310
– Held-for-trading	– 持有作交易用途	342,201	115,083
– Designated at fair value through profit or loss	– 指定為通過損益以反映公允價值	22,021	20,615
– Loans and receivables	– 貸款及應收款項	–	34,717
		<b>9,713,432</b>	7,517,912
Interests income from debt products (note (i)):	債權產品利息收入 (註(i)):		
– Loans and receivables	– 貸款及應收款項	4,870,574	4,296,172
Dividend income from equity securities (note (ii)):	股本證券股息收入 (註(ii)):		
– Available-for-sale	– 可供出售	856,864	464,460
– Held-for-trading	– 持有作交易用途	92,338	29,035
		<b>949,202</b>	493,495
Dividend income from investment funds (note (iii)):	投資基金股息收入 (註(iii)):		
– Available-for-sale	– 可供出售	653,961	996,763
– Held-for-trading	– 持有作交易用途	185,251	224,142
– Designated at fair value through profit or loss	– 指定為通過損益以反映公允價值	–	906
– Loans and receivables	– 貸款及應收款項	433,540	258,810
		<b>1,272,752</b>	1,480,621
Bank deposits and other interests income	銀行存款及其他利息收入	3,485,767	3,176,410
Gross rental income receivable from investment properties	應收投資物業租金毛額	757,222	721,869
Less: direct outgoings	減: 直接支出	(13,703)	(5,113)
Net rental income receivable from investment properties	應收投資物業租金淨額	743,519	716,756
Net interest income/(expenses) on securities sold/purchased under repurchase/resale agreements	賣出回購/買入返售證券利息收入/(費用)淨額	(130,957)	24,737
		<b>20,904,289</b>	17,706,103

# Notes to the Consolidated Financial Statements (Continued)

## 綜合財務報表附註 (續)

(Expressed in Hong Kong dollars)  
(以港幣列示)

### 5 INVESTMENT INCOME (Continued)

Notes:

### 5 投資收入 (續)

註:

		Year ended 31 December	
		截至十二月三十一日止年度	
		2017	2016
		二零一七年	二零一六年
			(Restated)
			(重列)
		\$'000	\$'000
		千元	千元
<b>(a) Net investment income</b>	<b>(a) 淨投資收入 (續)</b>		
<i>(Continued)</i>			
(i) Interests income from debt securities and debt products:	(i) 債務證券及債權產品利息收入:		
Listed	上市	2,910,106	2,125,433
Unlisted	非上市	11,673,900	9,688,651
		<b>14,584,006</b>	11,814,084
(ii) Dividend income from equity securities:	(ii) 股本證券股息收入:		
Listed	上市	600,877	237,688
Unlisted	非上市	348,325	255,807
		<b>949,202</b>	493,495
(iii) Dividend income from investment funds:	(iii) 投資基金股息收入:		
Listed	上市	95,138	27,905
Unlisted	非上市	1,177,614	1,452,716
		<b>1,272,752</b>	1,480,621



# Notes to the Consolidated Financial Statements (Continued)

## 綜合財務報表附註 (續)

(Expressed in Hong Kong dollars)  
(以港幣列示)

### 5 INVESTMENT INCOME (Continued)

### 5 投資收入 (續)

		Year ended 31 December 截至十二月三十一日止年度	
		2017 二零一七年 \$'000 千元	2016 二零一六年 \$'000 千元
<b>(b) Net realised investment gains</b>	<b>(b) 已實現投資收益淨額</b>		
Debt securities (note (i)):	債務證券 (註(i)):		
- Held-to-maturity	- 持有至到期日	1,396	8,918
- Available-for-sale	- 可供出售	65,423	79,415
- Held-for-trading	- 持有作交易用途	(61,135)	62,209
- Designated at fair value through profit or loss	- 指定為通過損益以反映公允價值	(680)	-
		5,004	150,542
Debt products (note (i)):	債權產品 (註(i)):		
- Loans and receivables	- 貸款及應收款項	15,649	-
Equity securities (note (ii)):	股本證券 (註(ii)):		
- Available-for-sale	- 可供出售	1,784,120	2,284,492
- Held-for-trading	- 持有作交易用途	751,095	(42,056)
- Designated at fair value through profit or loss	- 指定為通過損益以反映公允價值	-	(83)
		2,535,215	2,242,353
Investment funds (note (iii)):	投資基金 (註(iii)):		
- Available-for-sale	- 可供出售	(620,710)	185,808
- Held-for-trading	- 持有作交易用途	(11,851)	10,438
		(632,561)	196,246
Derivative financial instruments	衍生金融工具	(5,437)	7,765
Loss on disposal of an associate	出售聯營公司虧損	-	(2,193)
		1,917,870	2,594,713

# Notes to the Consolidated Financial Statements (Continued)

## 綜合財務報表附註 (續)

(Expressed in Hong Kong dollars)  
(以港幣列示)

### 5 INVESTMENT INCOME (Continued)

Notes:

### 5 投資收入 (續)

註：

		Year ended 31 December	
		截至十二月三十一日止年度	
		2017	2016
		二零一七年	二零一六年
		\$'000	\$'000
		千元	千元
<b>(b) Net realised investment gains (Continued)</b>			
<b>(b) 已實現投資收益淨額 (續)</b>			
(i) Net realised investment gains on debt securities and debt products:	(i) 債務證券及債權產品已實現投資收益淨額：		
Listed	上市	15,041	97,670
Unlisted	非上市	5,612	52,872
		<b>20,653</b>	150,542
(ii) Net realised investment gains on equity securities:	(ii) 股本證券已實現投資收益淨額：		
Listed	上市	2,495,742	2,242,353
Unlisted	非上市	39,473	-
		<b>2,535,215</b>	2,242,353
(iii) Net realised investment gains/(losses) on investment funds:	(iii) 投資基金已實現投資收益/(虧損)淨額：		
Listed	上市	12,521	(5,311)
Unlisted	非上市	(645,082)	201,557
		<b>(632,561)</b>	196,246

# Notes to the Consolidated Financial Statements (Continued)

## 綜合財務報表附註 (續)

(Expressed in Hong Kong dollars)  
(以港幣列示)

### 5 INVESTMENT INCOME (Continued)

### 5 投資收入 (續)

		Year ended 31 December 截至十二月三十一日止年度	
		2017 二零一七年	2016 二零一六年 (Restated) (重列)
		\$'000 千元	\$'000 千元
<b>(c) Net unrealised investment gains and impairment</b>	<b>(c) 未實現投資收益及減值淨額</b>		
Debt securities (note (i)):	債務證券 (註(i)):		
– Held-for-trading	– 持有作交易用途	(64,947)	(4,676)
– Designated at fair value through profit or loss	– 指定為通過損益以反映公允價值	(13,311)	(1,670)
		<b>(78,258)</b>	<b>(6,346)</b>
Equity securities (note (ii)):	股本證券 (註(ii)):		
– Held-for-trading	– 持有作交易用途	647,175	(14,691)
– Designated at fair value through profit or loss	– 指定為通過損益以反映公允價值	17,433	–
		<b>664,608</b>	<b>(14,691)</b>
Investment funds (note (iii)):	投資基金 (註(iii)):		
– Held-for-trading	– 持有作交易用途	22,420	26,144
Surplus on revaluation of investment properties	投資物業重估盈餘	206,796	926,570
Impairment loss recognised:	確認減值:		
– Available-for-sale debt securities	– 可供出售債務證券	(11,196)	–
– Available-for-sale equity securities and investment funds	– 可供出售股本證券及投資基金	(1,955,768)	(1,151,361)
– Held-to-maturity debt securities	– 持有至到期日債務證券	(23,647)	(5,620)
		<b>(1,175,045)</b>	<b>(225,304)</b>

# Notes to the Consolidated Financial Statements (Continued)

## 綜合財務報表附註 (續)

(Expressed in Hong Kong dollars)  
(以港幣列示)

### 5 INVESTMENT INCOME (Continued)

Notes:

### 5 投資收入 (續)

註:

		Year ended 31 December	
		截至十二月三十一日止年度	
		2017	2016
		二零一七年	二零一六年
		\$'000	\$'000
		千元	千元
<b>(c) Net unrealised investment gains and impairment (Continued)</b>	<b>(c) 未實現投資收益及減值淨額 (續)</b>		
(i) Net unrealised investment gains/(losses) on debt securities:	(i) 債務證券未實現投資收益/(虧損)淨額:		
Listed	上市	(33,447)	(19,972)
Unlisted	非上市	(44,811)	13,626
		<b>(78,258)</b>	<b>(6,346)</b>
(ii) Net unrealised investment gains/(losses) on equity securities:	(ii) 股本證券未實現投資收益/(虧損)淨額:		
Listed	上市	647,175	(14,691)
Unlisted	非上市	17,433	-
		<b>664,608</b>	<b>(14,691)</b>
(iii) Net unrealised investment gains/(losses) on investment funds:	(iii) 投資基金未實現投資收益/(虧損)淨額:		
Listed	上市	(6,703)	(5,714)
Unlisted	非上市	29,123	31,858
		<b>22,420</b>	<b>26,144</b>

# Notes to the Consolidated Financial Statements (Continued)

## 綜合財務報表附註 (續)

(Expressed in Hong Kong dollars)  
(以港幣列示)

### 6 OTHER INCOME

### 6 其他收益

		Year ended 31 December 截至十二月三十一日止年度	
		2017 二零一七年	2016 二零一六年 (Restated) (重列)
		\$'000 千元	\$'000 千元
Fee income from provision of asset management services	提供資產管理服務費收入	695,549	510,214
Fee income from provision of advisory services	提供顧問服務費收入	547,369	386,236
Fee income from provision of pension administration services	提供養老保險管理服務費收入	357,909	365,029
Fee income from provision of agency services	提供代理服務費收入	126,124	110,176
Fee income from provision of property management services	提供物業管理服務費收入	91,110	83,922
Fee income from provision of securities broking services	提供證券經紀服務費收入	27,396	24,972
Fee income from provision of insurance intermediary services	提供保險中介服務費收入	41,715	15,447
Interests from finance lease receivables	融資租賃收入	2,066,435	1,532,647
Income from operating lease	經營租賃租金收入	63,436	-
Government subsidies	政府補貼	82,838	167,445
Net gains/(losses) on disposal of property and equipment	出售物業及設備收益/(虧損)淨額	15,923	(1,692)
Net exchange gains/(losses)	匯兌收益/(虧損)淨額	509,301	(200,764)
(Recognition)/reversal of impairment losses on insurance debtors and other debtors	保險客戶應收賬款及其他應收賬款減值(確認)/回撥	5,819	(13,505)
Provision for finance lease receivables	應收金融租賃的減值準備	(691,140)	(374,192)
Others	其他	323,716	313,481
		<b>4,263,500</b>	<b>2,919,416</b>

# Notes to the Consolidated Financial Statements (Continued)

## 綜合財務報表附註 (續)

(Expressed in Hong Kong dollars)  
(以港幣列示)

### 7 NET POLICYHOLDERS' BENEFITS AND NET COMMISSION EXPENSES

#### (a) Net policyholders' benefits

		Year ended 31 December 2017 截至二零一七年十二月三十一日止年度					
		Life insurance contracts	PRC property and casualty insurance contracts	Overseas property and casualty insurance contracts	Reinsurance contracts	Pension and group life insurance contracts	Total
		人壽保險合約	境內財產保險合約	境外財產保險合約	再保險合約	養老及團體保險合約	總額
		\$'000	\$'000	\$'000	\$'000	\$'000	\$'000
		千元	千元	千元	千元	千元	千元
Claims and claim adjustment expenses	賠款及賠款調整支出	3,379,604	12,253,984	4,954,803	4,430,610	2,066,657	27,085,658
Surrenders	退保	25,983,294	-	-	240,641	1,022,893	27,246,828
Annuity, dividends and maturity payments	年金、分紅及到期付款	15,291,269	-	-	-	38,042	15,329,311
Interest allocated to investment and reinsurance contracts	分配至投資及再保險合約之利益	1,157,159	-	-	105,844	-	1,263,003
		45,811,326	12,253,984	4,954,803	4,777,095	3,127,592	70,924,800
Less: Reinsurers' and retrocessionaires' share	減：再保及轉分份額	(1,087,064)	(868,619)	(3,571,886)	(1,803,181)	(332,107)	(7,662,857)
		44,724,262	11,385,365	1,382,917	2,973,914	2,795,485	63,261,943

		Year ended 31 December 2016 截至二零一六年十二月三十一日止年度					
		Life insurance contracts	PRC property and casualty insurance contracts	Overseas property and casualty insurance contracts	Reinsurance contracts	Pension and group life insurance contracts	Total
		人壽保險合約	境內財產保險合約	境外財產保險合約	再保險合約	養老及團體保險合約	總額
		\$'000	\$'000	\$'000	\$'000	\$'000	\$'000
		千元	千元	千元	千元	千元	千元
Claims and claim adjustment expenses	賠款及賠款調整支出	2,250,599	10,649,115	1,443,206	2,968,381	1,606,434	18,917,735
Surrenders	退保	26,815,872	-	-	14,972	1,037,641	27,868,485
Annuity, dividends and maturity payments	年金、分紅及到期付款	16,245,012	-	-	-	68,761	16,313,773
Interest allocated to investment and reinsurance contracts	分配至投資及再保險合約之利益	66,586	-	-	67,862	-	134,448
		45,378,069	10,649,115	1,443,206	3,051,215	2,712,836	63,234,441
Less: Reinsurers' and retrocessionaires' share	減：再保及轉分份額	(28,957,507)	(531,741)	(333,635)	(287,437)	(291,159)	(30,401,479)
		16,420,562	10,117,374	1,109,571	2,763,778	2,421,677	32,832,962

# Notes to the Consolidated Financial Statements (Continued)

## 綜合財務報表附註 (續)

(Expressed in Hong Kong dollars)  
(以港幣列示)

### 7 NET POLICYHOLDERS' BENEFITS AND NET COMMISSION EXPENSES (Continued)

#### (b) Net commission expenses

		Year ended 31 December 2017 截至二零一七年十二月三十一日止年度					
		Life insurance contracts	PRC property and casualty insurance contracts	Overseas property and casualty insurance contracts	Reinsurance contracts	Pension and group life insurance contracts	Total
		人壽保險合約	境內財產保險合約	境外財產保險合約	再保險合約	養老及團體保險合約	總額
		\$'000	\$'000	\$'000	\$'000	\$'000	\$'000
		千元	千元	千元	千元	千元	千元
Gross commission expenses	毛佣金支出	16,014,669	3,574,683	845,429	1,987,585	207,358	22,629,724
Reinsurance commission income	再保險佣金收入	(216,507)	(819,985)	(245,062)	(114,889)	(107,716)	(1,504,159)
Net commission expenses	佣金支出淨額	15,798,162	2,754,698	600,367	1,872,696	99,642	21,125,565

		Year ended 31 December 2016 截至二零一六年十二月三十一日止年度					
		Life insurance contracts	PRC property and casualty insurance contracts	Overseas property and casualty insurance contracts	Reinsurance contracts	Pension and group life insurance contracts	Total
		人壽保險合約	境內財產保險合約	境外財產保險合約	再保險合約	養老及團體保險合約	總額
		\$'000	\$'000	\$'000	\$'000	\$'000	\$'000
		千元	千元	千元	千元	千元	千元
Gross commission expenses	毛佣金支出	12,418,030	2,785,381	787,467	1,528,999	358,700	17,878,577
Reinsurance commission income	再保險佣金收入	(223,836)	(381,415)	(234,933)	(256,027)	(77,892)	(1,174,103)
Net commission expenses	佣金支出淨額	12,194,194	2,403,966	552,534	1,272,972	280,808	16,704,474

# Notes to the Consolidated Financial Statements (Continued)

## 綜合財務報表附註 (續)

(Expressed in Hong Kong dollars)  
(以港幣列示)

### 7 NET POLICYHOLDERS' BENEFITS AND NET COMMISSION EXPENSES (Continued)

#### (c) Change in life insurance contract liabilities, net of reinsurance

### 7 保單持有人利益淨額及佣金支出淨額 (續)

#### (c) 壽險合約負債變化，減再保險

		Year ended 31 December 2017 截至二零一七年十二月三十一日止年度					
		PRC property and casualty insurance contracts 境內 財產保險 合約	Overseas property and casualty insurance contracts 境外 財產保險 合約	Reinsurance contracts 再保險合約	Pension and group life insurance contracts 養老及團體 保險合約	Total 總額	
		\$'000 千元	\$'000 千元	\$'000 千元	\$'000 千元	\$'000 千元	
Change in life insurance contract liabilities	壽險合約負債變化	65,751,004	-	-	3,700,902	69,900,612	
Less: Reinsurers' share	減：再保份額	82,097	-	-	(2,795)	789,003	
		65,833,101	-	-	4,410,603	70,689,615	

		Year ended 31 December 2016 截至二零一六年十二月三十一日止年度					
		PRC property and casualty insurance contracts 境內 財產保險 合約	Overseas property and casualty insurance contracts 境外 財產保險 合約	Reinsurance contracts 再保險合約	Pension and group life insurance contracts 養老及團體 保險合約	Total 總額	
		\$'000 千元	\$'000 千元	\$'000 千元	\$'000 千元	\$'000 千元	
Change in life insurance contract liabilities	壽險合約負債變化	51,596,150	-	-	3,737,004	55,865,329	
Less: Reinsurers' share	減：再保份額	27,807,046	-	-	(27,981)	27,777,508	
		79,403,196	-	-	3,709,023	83,642,837	



# Notes to the Consolidated Financial Statements (Continued)

## 綜合財務報表附註 (續)

(Expressed in Hong Kong dollars)  
(以港幣列示)

### 8 PROFIT BEFORE TAXATION

Profit before taxation is arrived at after charging:

### 8 除稅前溢利

除稅前溢利已扣除：

		Year ended 31 December 截至十二月三十一日止年度	
		2017 二零一七年	2016 二零一六年 (Restated) (重列)
		\$'000 千元	\$'000 千元
<b>(a) Finance costs:</b>	<b>(a) 財務費用：</b>		
Interests on interest-bearing notes	需付息票據利息	313,547	316,622
Interests on bank borrowings	銀行貸款利息	1,810,022	1,060,602
		<b>2,123,569</b>	<b>1,377,224</b>
<b>(b) Staff costs (including directors' remuneration):</b>	<b>(b) 員工成本 (包括董事酬金)：</b>		
Salaries, wages, bonuses and other benefits	薪金、工資、花紅及其他利益	14,148,241	12,353,843
Contributions to defined contribution retirement plans	已訂定供款退休計劃供款	1,318,079	1,135,403
		<b>15,466,320</b>	<b>13,489,246</b>
<b>(c) Other items:</b>	<b>(c) 其他項目：</b>		
Auditor's remuneration	核數師酬金		
– Audit and assurance services	– 審計和鑒證服務	22,427	18,972
– Non-audit services	– 非審計服務	18,994	7,215
Depreciation of property and equipment	物業及設備折舊	722,509	591,143
Amortisation of prepaid lease payments	預付租賃付款攤銷	13,904	19,733
Amortisation of intangible assets	無形資產攤銷	98	99
Operating lease charges in respect of properties	有關物業的經營租賃費用	1,043,853	894,912

# Notes to the Consolidated Financial Statements (Continued)

## 綜合財務報表附註 (續)

(Expressed in Hong Kong dollars)  
(以港幣列示)

### 9 DIRECTORS' AND CHIEF EXECUTIVE'S REMUNERATION

The remuneration of every director and the chief executive is set out below:

### 9 董事及行政總裁酬金

每位董事及行政總裁的酬金如下：

		Year ended 31 December 2017 截至二零一七年十二月三十一日止年度					
		Salaries and other emoluments	Discretionary bonuses	Share based payments	Retirement scheme contributions	Total	
		Directors' fees	Directors' fees	Share based payments	Retirement scheme contributions	Total	
		\$'000	\$'000	\$'000	\$'000	\$'000	
		千元	千元	千元	千元	千元	
Executive directors:	執行董事：						
Wang Bin <sup>1&amp;2</sup>	王濱 <sup>1&amp;2</sup>	-	342	375	-	18	735
Li Jinfu <sup>1&amp;2</sup> (resigned on 25 January 2018)	李勁夫 <sup>1&amp;2</sup> (於2018年1月25日請辭)	-	342	375	-	18	735
Wang Tingke <sup>1&amp;2</sup>	王廷科 <sup>1&amp;2</sup>	-	308	336	-	18	662
Yu Xiaoping <sup>1&amp;2</sup> (appointed on 28 February 2017)	于小萍 <sup>1&amp;2</sup> (於2017年2月28日委任)	-	282	308	-	17	607
Non-executive directors:	非執行董事：						
Huang Weijian <sup>1&amp;2</sup>	黃維健 <sup>1&amp;2</sup>	-	1,340	890	-	-	2,230
Zhu Xiangwen <sup>1&amp;2</sup>	祝向文 <sup>1&amp;2</sup>	-	1,340	890	-	-	2,230
Wu Changming <sup>1&amp;2</sup>	武常命 <sup>1&amp;2</sup>	-	1,340	890	-	-	2,230
Ni Rongming <sup>1&amp;2</sup>	倪榮鳴 <sup>1&amp;2</sup>	-	1,340	890	-	-	2,230
Wu Jiesi	武捷思	320	-	-	-	-	320
Zhu Dajian	諸大建	320	-	-	-	-	320
Wu Ting Yuk, Anthony	胡定旭	320	-	-	-	-	320
Xie Zhichun	解植春	320	-	-	-	-	320
		1,280	6,634	4,954	-	71	12,939

<sup>1</sup> According to the regulations of the PRC relevant authorities, the directors' salary, other emoluments and discretionary bonus for 2017 has not yet been finalised. The final amounts will be disclosed when determined.

<sup>2</sup> Except the above remuneration, for the year ended 31 December 2017, Mr. Wang Bin, Mr. Li Jinfu, Mr. Wang Tingke and Ms. Yu Xiaoping were provided with accommodations by the Company. The market rental values of such accommodations are equivalent to \$599,000, \$648,000, \$426,000 and \$326,000 respectively. In addition, Mr. Wang Bin, Mr. Li Jinfu, Mr. Wang Tingke, Ms. Yu Xiaoping, Mr. Huang Weijian, Mr. Zhu Xiangwen, Mr. Wu Changming and Mr. Ni Rongming were provided with other allowances of \$132,000, \$95,000, \$132,000, \$121,000, \$171,000, \$171,000, \$168,000 and \$123,000 respectively.

<sup>1</sup> 根據國家有關部門的規定，二零一七年度董事薪金、其他酬金及酌定花紅尚未最終確定，待確定後適時披露。

<sup>2</sup> 除上述酬金外，截至二零一七年十二月三十一日止年度，王濱先生、李勁夫先生、王廷科先生及于小萍女士獲本公司提供宿舍，其市值租金分別相當於599,000元、648,000元、426,000元及326,000元。此外，王濱先生、李勁夫先生、王廷科先生、于小萍女士、黃維健先生、祝向文先生、武常命先生及倪榮鳴先生享有的其他津貼金額分別為132,000元、95,000元、132,000元、121,000元、171,000元、171,000元、168,000元及123,000元。

# Notes to the Consolidated Financial Statements (Continued)

## 綜合財務報表附註 (續)

(Expressed in Hong Kong dollars)  
(以港幣列示)

### 9 DIRECTORS' AND CHIEF EXECUTIVE'S REMUNERATION (Continued)

### 9 董事及行政總裁酬金 (續)

		Year ended 31 December 2016 截至二零一六年十二月三十一日止年度					
		Salaries and other emoluments	Discretionary bonuses	Share based payments	Retirement scheme contributions	Total	
		Directors' fees	薪金及 其他酬金	酌定花紅	股份為本 支付	退休計劃 供款	
		\$'000	\$'000	\$'000	\$'000	\$'000	
		千元	千元	千元	千元	千元	
Executive directors:		執行董事:					
Wang Bin <sup>1&amp;2</sup>	王濱 <sup>1&amp;2</sup>	-	347	381	-	18	746
Li Jinfu <sup>1&amp;2</sup>	李勁夫 <sup>1&amp;2</sup>	-	347	381	-	18	746
Wang Tingke <sup>1&amp;2</sup> (appointed on 25 August 2016)	王廷科 <sup>1&amp;2</sup> (於2016年8月25日委任)	-	130	142	-	8	280
Meng Zhaoyi <sup>1&amp;2</sup> (resigned on 25 August 2016)	孟昭億 <sup>1&amp;2</sup> (於2016年8月25日請辭)	-	130	142	-	8	280
Non-executive directors:		非執行董事:					
Huang Weijian <sup>1&amp;2</sup>	黃維健 <sup>1&amp;2</sup>	-	1,340	890	-	-	2,230
Zhu Xiangwen <sup>1&amp;2</sup>	祝向文 <sup>1&amp;2</sup>	-	1,340	890	-	-	2,230
Wu Changming <sup>1&amp;2</sup>	武常命 <sup>1&amp;2</sup>	-	1,340	890	-	-	2,230
Ni Rongming <sup>1&amp;2</sup>	倪榮鳴 <sup>1&amp;2</sup>	-	1,340	890	-	-	2,230
Wu Jiesi	武捷思	320	-	-	-	-	320
Zhu Dajian	諸大建	320	-	-	-	-	320
Wu Ting Yuk, Anthony	胡定旭	320	-	-	-	-	320
Xie Zhichun	解植春	320	-	-	-	-	320
		1,280	6,314	4,606	-	52	12,252

<sup>1</sup> According to the regulations of the PRC relevant authorities, the directors' salary, other emoluments and discretionary bonus for 2016 has been finalised as disclosed above.

<sup>2</sup> Except the above remuneration, for the year ended 31 December 2016, Mr. Wang Bin, Mr. Li Jinfu, Mr. Wang Tingke and Mr. Meng Zhaoyi were provided with accommodations by the Company. The market rental values of such accommodations are equivalent to \$599,000, \$648,000, \$178,000 and \$155,000 respectively. In addition, Mr. Wang Bin, Mr. Li Jinfu, Mr. Wang Tingke, Mr. Meng Zhaoyi, Mr. Huang Weijian, Mr. Zhu Xiangwen, Mr. Wu Changming and Mr. Ni Rongming were provided with other allowances of \$124,000, \$91,000, \$53,000, \$50,000, \$177,000, \$177,000, \$177,000 and \$140,000 respectively.

<sup>1</sup> 根據國家有關部門的規定，二零一六年度最終董事薪金、其他酬金及酌定花紅情況披露如上。

<sup>2</sup> 除上述酬金外，截至二零一六年十二月三十一日止年度，王濱先生、李勁夫先生、王廷科先生及孟昭億先生獲本公司提供宿舍，其市值租金分別相當於599,000元、648,000元、178,000元及155,000元。此外，王濱先生、李勁夫先生、王廷科先生、孟昭億先生、黃維健先生、祝向文先生、武常命先生及倪榮鳴先生享有的其他津貼金額分別為124,000元、91,000元、53,000元、50,000元、177,000元、177,000元、177,000元及140,000元。

# Notes to the Consolidated Financial Statements (Continued)

## 綜合財務報表附註 (續)

(Expressed in Hong Kong dollars)  
(以港幣列示)

### 9 DIRECTORS' AND CHIEF EXECUTIVE'S REMUNERATION (Continued)

Mr. Li Jinfu is also the general manager of the Company, and his emoluments disclosed above include those for services rendered by him as the Chief Executive as defined by Listing Rules.

Discretionary bonuses for directors are based on performance and duties of directors, Company's performance and the prevailing market conditions and is decided by the Board and the remuneration committee of the Company.

No directors waived any emoluments in the years ended 31 December 2017 and 2016.

### 10 INDIVIDUALS WITH HIGHEST EMOLUMENTS

Of the five individuals with the highest emoluments, none of them (31 December 2016: none of them) were directors, directors emoluments are disclosed in Note 9. The emoluments of the five (31 December 2016: five) individuals are as follows:

### 9 董事及行政總裁酬金 (續)

李勁夫先生亦為本公司的總經理，上述之酬金已包括他作為行政總裁（定義見上市規則）而提供服務的酬金。

董事酌定花紅按董事之表現及職務、本公司之業績與盈利能力以及現行市況，並由董事會及薪酬委員會釐定。

於二零一七年及二零一六年十二月三十一日止年度，概無董事放棄收取董事酬金。

### 10 最高酬金人士

並無董事在五位最高酬金的人士中（二零一六年十二月三十一日：無），有關的酬金詳情載於附註9。五位人士（二零一六年十二月三十一日：五位）的酬金總額如下：

		Year ended 31 December 截至十二月三十一日止年度	
		2017 二零一七年 \$'000 千元	2016 二零一六年 \$'000 千元
Salaries and other emoluments	薪金及其他酬金	9,574	10,056
Discretionary bonuses	酌定花紅	26,712	26,825
Share based payments	股份為本支付	-	-
Retirement scheme contributions	退休計劃供款	-	-
		<b>36,286</b>	<b>36,881</b>

# Notes to the Consolidated Financial Statements (Continued)

## 綜合財務報表附註 (續)

(Expressed in Hong Kong dollars)  
(以港幣列示)

### 10 INDIVIDUALS WITH HIGHEST EMOLUMENTS (Continued)

The emoluments of the individuals with the highest emoluments are within the following bands:

\$ 元	Year ended 31 December 截至十二月三十一日止年度	
	2017 二零一七年 Number of individuals 人數	2016 二零一六年 Number of individuals 人數
6,000,001 – 6,500,000	–	2
6,500,001 – 7,000,000	3	–
7,000,001 – 7,500,000	–	1
7,500,001 – 8,000,000	1	–
8,000,001 – 8,500,000	1	1
8,500,001 – 9,000,000	–	1

該等最高酬金人士的酬金在以下範圍內：

The emoluments of the senior management are within the following bands:

\$ 元	Year ended 31 December 截至十二月三十一日止年度	
	2017 二零一七年 Number of senior management 高級管理層 人數	2016 二零一六年 Number of senior management 高級管理層 人數
0 – 500,000	1	1
500,001 – 1,000,000	1	1
1,000,001 – 1,500,000	1	–
1,500,001 – 2,000,000	1	–
2,000,001 – 2,500,000	3	1
2,500,001 – 3,000,000	–	1
3,000,001 – 3,500,000	–	2
4,000,001 – 4,500,000	–	1

高級管理層的酬金在以下範圍內：

# Notes to the Consolidated Financial Statements (Continued)

## 綜合財務報表附註 (續)

(Expressed in Hong Kong dollars)  
(以港幣列示)

### 11 INCOME TAX IN THE CONSOLIDATED STATEMENT OF PROFIT OR LOSS

### 11 綜合損益表內的稅項

(a) Taxation in the consolidated statement of profit or loss represents:

(a) 綜合損益表所示的稅項為：

		Year ended 31 December 截至十二月三十一日止年度	
		2017 二零一七年	2016 二零一六年 (Restated) (重列)
		\$'000 千元	\$'000 千元
<b>Current tax</b>	<b>當期稅項</b>		
Provision for the year	年度稅款準備	4,412,865	3,418,583
Over-provision in respect of prior years	多提以往年度準備	(83,933)	(5,524)
		<b>4,328,932</b>	<b>3,413,059</b>
<b>Deferred tax (note)</b>	<b>遞延稅項 (註)</b>		
Origination and reversal of temporary differences	暫時性差異之起源及轉回	(573,210)	(456,819)
Income tax charges	稅項支出	<b>3,755,722</b>	<b>2,956,240</b>

Note: Details of deferred tax assets and liabilities recognised are disclosed in Note 31(a).

註：遞延稅資產和負債項確認之詳情於附註31(a)內披露。

The provision for Hong Kong Profits Tax represents the Group's estimated Hong Kong Profits Tax liability calculated at the standard tax rate of 16.5% (2016: 16.5%) on its assessable profits from direct life insurance, property and casualty insurance, reinsurance, asset management, property investment, insurance intermediary, securities dealing and broking businesses, except for its assessable profits from the business of reinsurance of offshore risks, which is calculated at 8.25% (2016: 8.25%), one-half of the standard tax rate.

香港利得稅準備是指本集團根據來自直接承保人壽保險、財產保險、再保險、資產管理、物業投資、保險中介、證券買賣及經紀業務的應評稅溢利，按16.5%（二零一六年：16.5%）的標準稅率計算的估計應繳香港利得稅，但來自離岸風險的再保險業務的應評稅溢利則按標準稅率的一半，即8.25%（二零一六年：8.25%）計算。

Taxation outside Hong Kong for subsidiaries outside Hong Kong is calculated at the rates prevailing in the relevant jurisdictions. Under the Enterprise Income Tax Law of the PRC, the enterprise income tax rate for domestic companies in the PRC is 25% (2016: 25%).

香港以外附屬公司於香港以外地區的稅項以相關司法管轄區的現行稅率計算。根據中華人民共和國企業所得稅法，適用於中國內地企業的企業所得稅率為25%（二零一六年：25%）。

# Notes to the Consolidated Financial Statements (Continued)

## 綜合財務報表附註 (續)

(Expressed in Hong Kong dollars)  
(以港幣列示)

### 11 INCOME TAX IN THE CONSOLIDATED STATEMENT OF PROFIT OR LOSS (Continued)

### 11 綜合損益表內的稅項 (續)

(b) Reconciliation between tax charges and accounting profit at applicable tax rates:

(b) 稅項支出與會計溢利按適用稅率的稅項之對賬：

		Year ended 31 December 截至十二月三十一日止年度	
		2017 二零一七年	2016 二零一六年 (Restated) (重列)
		\$'000 千元	\$'000 千元
Profit before taxation	稅前溢利	11,719,975	9,371,268
Notional tax on profit before taxation	稅前溢利的名義稅項	2,919,333	2,462,062
Tax effect of non-deductible expenses	不可扣減費用之稅項影響	1,750,450	1,483,047
Tax effect of non-taxable income	毋須課稅收入之稅項影響	(863,161)	(1,001,598)
Tax effect of temporary differences not recognised	未確認的暫時性差異之稅項影響	11,307	3,197
Effect of tax concession granted to the businesses of reinsurance with offshore risks	來自離岸風險的再保險業務之稅項優惠	(68,543)	(51,534)
Tax effect of tax losses not recognised	未確認的稅項虧損之稅項影響	86,918	63,756
Utilisation of tax losses not previously recognised	往年度稅項虧損在本年度使用之稅項影響	(6,972)	(4,160)
Tax effect of different tax rates of group entities operating in other jurisdictions	在其他司法管轄區營運的集團實體因不同稅率產生之稅務影響	10,323	6,994
Over-provision in prior years	多提以往年度準備	(83,933)	(5,524)
Income tax charges	稅項支出	3,755,722	2,956,240

### 12 DIVIDENDS

### 12 股息

The final dividend of ordinary shareholders of the Company in respect of the year ended 31 December 2016 recognised as distribution of \$0.10 per ordinary share, in an aggregate amount of \$359,402,000 during the Year.

於本年度，本公司向普通股持有人分派有關截至二零一六年十二月三十一日止年度的末期股息，每股普通股0.10元，累計359,402,000元。

Subsequent to the end of reporting period, a final dividend in respect of the year ended 31 December 2017 of \$0.10 (2016: \$0.10) per ordinary share has been proposed by the Directors of the Company and is subject to approval by the shareholders in the forthcoming general meeting.

於報告期末後，本公司董事會建議派發有關截至二零一七年十二月三十一日止年度的末期股息每股0.10元（二零一六年：每股0.10元）。建議派發的股息有待股東於股東周年大會批准。

# Notes to the Consolidated Financial Statements (Continued)

## 綜合財務報表附註 (續)

(Expressed in Hong Kong dollars)  
(以港幣列示)

### 13 EARNINGS PER SHARE

#### (a) Basic earnings per share

The calculation of basic earnings per share is based on the profit attributable to owners of the Company and the weighted average number of ordinary shares in issue and deemed to be in issue during the Year, excluding shares held for the Share Award Scheme.

### 13 每股盈利

#### (a) 每股基本盈利

每股基本盈利是按照本公司股東應佔溢利，及不包括為股份獎勵計劃而持有之股份的本年度已發行普通股的加權平均數計算。

		Year ended 31 December 截至十二月三十一日止年度	
		2017 二零一七年	2016 二零一六年 (Restated) (重列)
		\$'000 千元	\$'000 千元
Profit attributable to owners of the Company	本公司股東應佔溢利	6,136,187	4,831,649
Distribution relating to perpetual subordinated capital securities	關於永續次級資本證券分派	(254,726)	(253,797)
Profit used to determine basic earnings per share	用於計定每股基本盈利的溢利	5,881,461	4,577,852
Weighted average number of ordinary shares	普通股加權平均股數	3,594,018,538	3,593,049,338
Basic earnings per share (HK\$ per share)	每股基本盈利 (港幣每股)	1.636	1.274



# Notes to the Consolidated Financial Statements (Continued)

## 綜合財務報表附註 (續)

(Expressed in Hong Kong dollars)  
(以港幣列示)

### 13 EARNINGS PER SHARE (Continued)

#### (b) Diluted earnings per share

The calculation of diluted earnings per share is based on the profit attributable to owners of the Company and the weighted average number after adjusting for the effects of the potential dilution from ordinary shares issuable under the Company's Share Option Scheme and Share Award Scheme.

		Year ended 31 December 截至十二月三十一日止年度	
		2017 二零一七年	2016 二零一六年 (Restated) (重列)
		\$'000 千元	\$'000 千元
Profit attributable to owners of the Company	本公司股東應佔溢利	6,136,187	4,831,649
Distribution relating to perpetual subordinated capital securities	關於永續次級資本證券分派	(254,726)	(253,797)
Profit used to determine diluted earnings per share	用於計定每股攤薄盈利的溢利	5,881,461	4,577,852
Weighted average number of ordinary shares	普通股加權平均股數	3,594,018,538	3,594,386,142
Diluted earnings per share (HK\$ per share)	每股攤薄盈利 (港幣每股)	1.636	1.274

#### (c) Reconciliations

		At 31 December 於十二月三十一日	
		2017 二零一七年	2016 二零一六年
		Number of shares 股份數目	Number of shares 股份數目
Weighted average number of ordinary shares less shares held for Share Award Schemes used in calculating basic earnings per share	用作計算每股基本盈利的扣除股份獎勵計劃而持有之股份後的普通股加權平均股數	3,594,018,538	3,593,049,338
Effect of Share Option Scheme	認股權計劃的影響	–	367,604
Effect of Share Award Scheme	股份獎勵計劃的影響	–	969,200
Weighted average number of ordinary shares used in calculating diluted earnings per share	用作計算每股攤薄盈利的普通股加權平均股數	3,594,018,538	3,594,386,142

### 13 每股盈利 (續)

#### (b) 每股攤薄盈利

每股攤薄盈利是按照本公司股東應佔溢利及已就本公司認股權計劃及股份獎勵計劃所有具備潛在攤薄影響的可發行普通股作出調整得出的普通股加權平均數計算。

#### (c) 對賬

# Notes to the Consolidated Financial Statements (Continued)

## 綜合財務報表附註 (續)

(Expressed in Hong Kong dollars)  
(以港幣列示)

### 14 STATUTORY DEPOSITS

- (a) Certain subsidiaries of the Group have placed \$5,942,938,000 (2016: \$5,466,668,000) with banks as capital guarantee funds, pursuant to the relevant PRC insurance rules and regulations. The funds can only be used with the prior approval of the relevant authorities in the event that the PRC subsidiaries cannot meet the statutory solvency requirements or go into liquidation.
- (b) A subsidiary of the Group has pledged a deposit of \$57,375,000 (2016: \$52,276,000) registered in favour of the Monetary Authority of Singapore pursuant to section 34D of the Singapore Insurance Act.
- (c) A subsidiary of the Group has pledged a deposit of \$3,733,000 (2016: \$3,779,000) with banks as fidelity fund, pursuant to Regulation of the Minister of Finance of the Republic of Indonesia.
- (d) A subsidiary of the Group has deposited a sum of \$1,691,000 (2016: \$1,689,000) in the name of Director of Accounting Service with a bank pursuant to section 77(2e) of the Hong Kong Trustee Ordinance. The effective interest rate of the deposit as at 31 December 2017 is 0.10% (2016: 0.10%).
- (e) A subsidiary of the Group deposited a sum of \$3,513,000 (2016: \$2,412,000) with The Stock Exchange of Hong Kong Limited, Hong Kong Securities Clearing Company Limited and the Hong Kong Securities and Futures Commission. They are non-interest bearing.
- (f) A subsidiary of the Group deposited a sum of \$99,359,000 (2016: \$116,524,000) registered in favour of Autoridade Monetária de Macau ("AMCM") to guarantee the technical reserves in accordance with Macau Insurance Ordinance.

### 14 法定存款

- (a) 本集團若干附屬公司根據中國有關保險法規的規定將為數5,942,938,000元(二零一六年: 5,466,668,000元)的款項存於銀行,作為資本保證基金。該筆款項只可在該附屬公司不能達到法定償付能力要求或清盤時,並得到有關政府部門批准,方可動用。
- (b) 本集團一間附屬公司根據新加坡保險條例第34D規定持有一筆為數57,375,000元(二零一六年: 52,276,000元)的抵押存款,登記人為新加坡金融管理局。
- (c) 本集團一間附屬公司根據印度尼西亞共和國財政部監管規定將為數3,733,000元(二零一六年: 3,779,000元)的款項存於銀行,作為保證基金。
- (d) 本集團一間附屬公司根據香港信託條例第77(2e)條規定將為數1,691,000元(二零一六年: 1,689,000元)的款項以庫務署署長的名義存於銀行。於二零一七年十二月三十一日,存款的有效利率為0.10%(二零一六年: 0.10%)。
- (e) 本集團一間附屬公司將一筆為數3,513,000元(二零一六年: 2,412,000元)的款項存於香港聯合交易所有限公司、香港交易及結算有限公司及香港證券及期貨事務監察委員會。他們是免息的。
- (f) 本集團一間附屬公司根據澳門保險活動管制法例規定持有一筆為數99,359,000元(二零一六年: 116,524,000元)的抵押存款,作為對技術準備金的擔保,登記人為澳門金融管理局。

# Notes to the Consolidated Financial Statements (Continued)

## 綜合財務報表附註 (續)

(Expressed in Hong Kong dollars)  
(以港幣列示)

### 15 FIXED ASSETS

#### (a) Property and equipment

### 15 固定資產

#### (a) 物業及設備

		Land and buildings 土地及 建築物 \$'000 千元	Construction in progress 在建工程 \$'000 千元	Furniture and fixtures 傢具及 固定裝置 \$'000 千元	Computer equipment 電腦設備 \$'000 千元	Motor vehicles 汽車 \$'000 千元	Operating lease assets 經營 租賃資產 \$'000 千元	Total 總額 \$'000 千元
<b>Cost or valuation:</b>	<b>成本或估值:</b>							
At 1 January 2016 (Originally reported)	於二零一六年一月一日 (如前呈列)	6,926,433	403,531	828,232	1,566,038	335,810	-	10,060,044
Effect of merger accounting	合併會計之影響	-	-	494	-	4,043	-	4,537
At 1 January 2016 (Restated)	於二零一六年一月一日 (重列)	6,926,433	403,531	828,726	1,566,038	339,853	-	10,064,581
Exchange adjustments	匯率調整	(348,374)	(25,591)	(47,721)	(91,709)	(20,879)	-	(534,274)
Additions	增置	237,525	447,598	194,354	349,970	23,696	-	1,253,143
Disposals	出售	(83,879)	-	(58,369)	(120,289)	(28,100)	-	(290,637)
Reclassification	重新分類	(41,217)	23,528	20,508	(3,306)	487	-	-
Surplus on revaluation upon transfer from land and buildings to completed investment properties	轉自土地及建築物至 已完成的投資物業時的 重估盈餘	36,706	-	-	-	-	-	36,706
Transfer from land and buildings to completed investment properties (Note 15(b))	轉自土地及建築物至 已完成的投資物業 (附註15(b))	(146,342)	-	-	-	-	-	(146,342)
Transfer from completed investment properties to land and buildings (Note 15(b))	轉自已完成的投資物業 至土地及建築物 (附註15(b))	605,027	-	-	-	-	-	605,027
At 31 December 2016 (Restated)	於二零一六年 十二月三十一日 (重列)	7,185,879	849,066	937,498	1,700,704	315,057	-	10,988,204
Exchange adjustments	匯率調整	485,562	56,464	71,310	115,680	24,479	-	753,495
Additions	增置	411,041	258,447	296,970	523,909	78,549	1,739,223	3,308,139
Disposals	出售	(7,837)	-	(30,161)	(80,094)	(39,998)	-	(158,090)
Reclassification	重新分類	124	(197,347)	184,491	12,732	-	-	-
Transfer from construction in progress to completed investment properties (Note 15(b))	轉自在建工程至已完成 的投資物業 (附註15(b))	-	(113,455)	-	-	-	-	(113,455)
Transfer from construction in progress to land and buildings	轉自在建工程至土地及 建築物	149,539	(149,539)	-	-	-	-	-
Transfer from land and buildings to assets held for sale (Note 24)	轉自土地及建築物至 持有作出售資產 (附註24)	(9,977)	-	-	-	-	-	(9,977)
Transfer from land and buildings to completed investment properties (Note 15(b))	轉自土地及建築物至 已完成的投資物業 (附註15(b))	(37,180)	-	-	-	-	-	(37,180)
Transfer from completed investment properties to land and buildings (Note 15(b))	轉自已完成的投資物業 至土地及建築物 (附註15(b))	622,560	-	-	-	-	-	622,560
At 31 December 2017	於二零一七年 十二月三十一日	8,799,711	703,636	1,460,108	2,272,931	378,087	1,739,223	15,353,696

# Notes to the Consolidated Financial Statements (Continued)

## 綜合財務報表附註 (續)

(Expressed in Hong Kong dollars)  
(以港幣列示)

### 15 FIXED ASSETS (Continued)

#### (a) Property and equipment (Continued)

### 15 固定資產 (續)

#### (a) 物業及設備 (續)

		Land and buildings 土地及 建築物 \$'000 千元	Construction in progress 在建工程 \$'000 千元	Furniture and fixtures 傢具及 固定裝置 \$'000 千元	Computer equipment 電腦設備 \$'000 千元	Motor vehicles 汽車 \$'000 千元	Operating lease assets 經營 租賃資產 \$'000 千元	Total 總額 \$'000 千元
<b>Accumulated depreciation and impairment:</b>	<b>累計折舊及減值:</b>							
At 1 January 2016 (Originally reported)	於二零一六年一月一日 (如前呈列)	789,110	-	531,703	925,202	196,971	-	2,442,986
Effect of merger accounting	合併會計之影響	-	-	395	-	3,803	-	4,198
At 1 January 2016 (Restated)	於二零一六年一月一日 (重列)	789,110	-	532,098	925,202	200,774	-	2,447,184
Exchange adjustments	匯率調整	(42,436)	-	(35,693)	(65,011)	(14,119)	-	(157,259)
Charge for the year	年度折舊	157,055	-	130,836	257,476	45,776	-	591,143
Written back on disposal	出售時撥回	(10,035)	-	(82,524)	(77,297)	(24,926)	-	(194,782)
Reclassification	重新分類	(3,700)	-	5,841	(1,686)	(455)	-	-
Transfer from land and buildings to completed investment properties (Note 15(b))	轉自土地及建築物至 已完成的投資物業 (附註15(b))	(19,463)	-	-	-	-	-	(19,463)
At 31 December 2016 (Restated)	於二零一六年 十二月三十一日 (重列)	870,531	-	550,558	1,038,684	207,050	-	2,666,823
Exchange adjustments	匯率調整	50,392	-	51,689	84,937	18,717	1,023	206,758
Charge for the year	年度折舊	161,470	-	201,020	291,709	41,198	27,112	722,509
Written back on disposal	出售時撥回	(1,440)	-	(22,577)	(70,255)	(37,610)	-	(131,882)
Transfer from land and buildings to assets held for sale (Note 24)	轉自土地及建築物至 持有作出售資產 (附註24)	(1,936)	-	-	-	-	-	(1,936)
Transfer from land and buildings to completed investment properties (Note 15(b))	轉自土地及建築物至 已完成的投資物業 (附註15(b))	(3,418)	-	-	-	-	-	(3,418)
At 31 December 2017	於二零一七年 十二月三十一日	1,075,599	-	780,690	1,345,075	229,355	28,135	3,458,854
<b>Net book value:</b>	<b>賬面淨值:</b>							
At 31 December 2017	於二零一七年 十二月三十一日	7,724,112	703,636	679,418	927,856	148,732	1,711,088	11,894,842
At 31 December 2016 (Restated)	於二零一六年 十二月三十一日 (重列)	6,315,348	849,066	386,940	662,020	108,007	-	8,321,381

As at 31 December 2017, land and buildings of \$8,287,000 (2016: \$7,729,000) located in Macau had been pledged in favour of AMCM to guarantee the technical reserves in accordance with the Macau Insurance Ordinance.

於二零一七年十二月三十一日，賬面值為8,287,000元（二零一六年：7,729,000元）位於澳門的土地及建築物已根據澳門保險活動管制法例抵押予澳門金融管理局，作為對技術準備金的擔保。

# Notes to the Consolidated Financial Statements (Continued)

## 綜合財務報表附註 (續)

(Expressed in Hong Kong dollars)  
(以港幣列示)

### 15 FIXED ASSETS (Continued)

#### (b) Investment properties

### 15 固定資產 (續)

#### (b) 投資物業

		Completed investment properties 已完成的投資物業 \$'000 千元	Investment properties under construction 發展中的投資物業 \$'000 千元	Total 總額 \$'000 千元
<b>Valuation:</b>	<b>估值:</b>			
At 1 January 2016 (Originally reported)	於二零一六年一月一日 (如前呈列)	14,683,227	472,953	15,156,180
Effect on merger accounting	合併會計之影響	134,761	-	134,761
At 1 January 2016 (Restated)	於二零一六年一月一日 (重列)	14,817,988	472,953	15,290,941
Exchange adjustments	匯率調整	(866,483)	(30,460)	(896,943)
Additions	增置	3,578,917	159,451	3,738,368
Surplus on revaluation	重估盈餘	916,077	10,493	926,570
Transfer from land and buildings to completed investment properties (Note 15(a))	轉自土地及建築物至已完成的投資物業 (附註15(a))	126,879	-	126,879
Transfer from completed investment properties to land and buildings (Note 15(a))	轉自己完成的投資物業至土地及建築物 (附註15(a))	(605,027)	-	(605,027)
At 31 December 2016 (Restated)	於二零一六年十二月三十一日 (重列)	17,968,351	612,437	18,580,788
Exchange adjustments	匯率調整	1,086,352	44,027	1,130,379
Additions	增置	168,311	324,200	492,511
Surplus on revaluation	重估盈餘	178,089	28,707	206,796
Surplus on revaluation upon transfer from construction in progress to completed investment properties	轉自在建工程至已完成的投資物業時的重估盈餘	3,698	-	3,698
Transfer from construction in progress to completed investment properties (Note 15(a))	轉自在建工程至已完成的投資物業 (附註15(a))	113,455	-	113,455
Surplus on revaluation upon transfer from land and buildings to completed investment properties	轉自土地及建築物至已完成的投資物業時的重估盈餘	7,839	-	7,839
Transfer from land and buildings to completed investment properties (Note 15(a))	轉自土地及建築物至已完成的投資物業 (附註15(a))	33,762	-	33,762
Transfer from completed investment properties to land and buildings (Note 15(a))	轉自己完成的投資物業至土地及建築物 (附註15(a))	(622,560)	-	(622,560)
At 31 December 2017	於二零一七年十二月三十一日	18,937,297	1,009,371	19,946,668

The investment properties of the Group were revalued at dates of transfer and as at 31 December 2017 and 2016 by independent firm of surveyors. A revaluation surplus of \$206,796,000 (2016 as restated: \$926,570,000) has been recognised in the consolidated statement of profit or loss (Note 5(c)).

As at 31 December 2017, investment properties of \$26,186,000 (2016: \$25,055,000) located in Macau had been pledged in favour of AMCM to guarantee the technical reserves in accordance with the Macau Insurance Ordinance.

本集團的投資物業已於轉移日期及二零一七年及二零一六年十二月三十一日經由獨立測量師行重新估值。為數206,796,000元(二零一六年,重列:926,570,000元)的重估盈餘已記入綜合損益表內(附註5(c))。

於二零一七年十二月三十一日,賬面值為26,186,000元(二零一六年:25,055,000元)位於澳門的投資物業已根據澳門保險活動管制法例抵押予澳門金融管理局,作為對技術準備金的擔保。

# Notes to the Consolidated Financial Statements (Continued)

## 綜合財務報表附註 (續)

(Expressed in Hong Kong dollars)  
(以港幣列示)

### 15 FIXED ASSETS (Continued)

#### (b) Investment properties (Continued)

##### Fair value measurement of investment properties

The following table analyse the Group's investment properties carried at fair value by level of inputs to valuation techniques used to measure fair value.

Fair value hierarchy 公允價值類別	Fair value at 31 December 2017 於二零一七年十二月三十一日之公允價值	Fair value at 31 December 2016 於二零一六年十二月三十一日之公允價值 (Restated) (重列)	Valuation technique(s) 估值技巧	Significant unobservable inputs 重大不可觀測得出的變數	Range of unobservable inputs 不可觀察輸入資料之範圍	Correlation of unobservable inputs to fair value 不可觀測得出的變數與公允價值的關係	
							\$'000 千元
Completed commercial property units 已落成商業物業單位	Level 3 第三級	17,723,148	16,963,257	Income approach 收入法	Yield 收益率	3.0% – 6.0%	The higher the yield, the lower the fair value 收益率愈高，公允價值愈低
					Market unit rent 單位市場租金	\$2 – \$840 per square meter 每平方米\$2 – \$840	The higher the rent, the higher the fair value 租金愈高，公允價值愈高
Completed residential property units 已落成住宅物業單位	Level 3 第三級	416,896	266,583	Income approach 收入法	Yield 收益率	2.0% – 4.5%	The higher the yield, the lower the fair value 收益率愈高，公允價值愈低
					Market unit rent 單位市場租金	\$2 – \$672 per square meter 每平方米\$2 – \$672	The higher the rent, the higher the fair value 租金愈高，公允價值愈高
Completed industrial property units 已落成工業物業單位	Level 3 第三級	798,489	738,564	Income approach 收入法	Yield 收益率	4.5% – 8%	The higher the yield, the lower the fair value 收益率愈高，公允價值愈低
					Market unit rent 單位市場租金	\$1 – \$109 per square meter 每平方米\$1 – \$109	The higher the rent, the higher the fair value 租金愈高，公允價值愈高
Investment properties under construction 發展中的投資物業	Level 3 第三級	1,008,135	612,384	Mixed approach 綜合法	Land price 土地價格	\$1,328 – \$3,947 per square meter 每平方米\$1,328 – \$3,947	The higher the market transaction price, the higher the fair value 土地價格愈高，公允價值愈高
					Construction cost 建築成本	\$9,027 – \$9,465 per square meter 每平方米\$9,027 – \$9,465	The higher the construction cost, the higher the fair value 建築成本愈高，公允價值愈高
		19,946,668	18,580,788				

### 15 固定資產 (續)

#### (b) 投資物業 (續)

##### 投資物業賬面淨值的分析

下表提供有關如何確定該等投資物業的公允價值 (尤其是使用的估值技術和投入) 的信息：

# Notes to the Consolidated Financial Statements (Continued)

## 綜合財務報表附註 (續)

(Expressed in Hong Kong dollars)  
(以港幣列示)

### 15 FIXED ASSETS (Continued)

#### (b) Investment properties (Continued)

##### *Fair value measurement of investment properties (Continued)*

There was no transfer into or out of Level 3 during the Year.

The Group leases out investment properties under operating leases. The leases typically run for an initial period of two to three years, with an option to renew the lease after that date at which time all terms are renegotiated. Lease payments are usually reviewed every two to three years to reflect market rentals. None of the leases includes contingent rentals.

The gross carrying amounts of the investment properties of the Group held for use in operating leases were \$14,928,492,000 (2016 as restated: \$14,383,876,000).

As at 31 December 2017, the Group had contracted with tenants for the following future minimum lease payments:

		At 31 December 2017 於二零一七年 十二月三十一日 \$'000 千元	At 31 December 2016 於二零一六年 十二月三十一日 (Restated) (重列) \$'000 千元
Within 1 year	一年內	965,759	901,180
In the second to fifth year inclusive	第二年至第五年 (包括首尾兩年)	1,619,724	907,610
After 5 years	五年後	9,171	21,655
		<b>2,594,654</b>	<b>1,830,445</b>

### 15 固定資產 (續)

#### (b) 投資物業 (續)

##### *投資物業賬面淨值的分析 (續)*

本年度內，第三級並無轉入或轉出。

本集團以經營租賃租出投資物業。這些租賃一般初步為期二至三年，並且有權選擇在到期日後續期，屆時所有條款均可重新商定。租賃付款額通常會每二至三年檢討，以反映市場租金。各項租賃均不包括或然租金。

本集團持作經營租賃的投資物業之賬面總額為14,928,492,000元（二零一六年，重列：14,383,876,000元）。

於二零一七年十二月三十一日，本集團與租戶簽訂合約的未來最低租賃付款如下：

# Notes to the Consolidated Financial Statements (Continued)

## 綜合財務報表附註 (續)

(Expressed in Hong Kong dollars)  
(以港幣列示)

### 15 FIXED ASSETS (Continued)

#### (c) Prepaid lease payments

### 15 固定資產 (續)

#### (c) 預付租賃付款

		\$'000 千元
<b>Cost:</b>	<b>成本：</b>	
At 1 January 2016	於二零一六年一月一日	1,022,492
Exchange adjustments	匯率調整	(64,552)
Transfer to other assets (Note 24)	轉移至其他資產 (附註24)	(279,173)
At 31 December 2016	於二零一六年十二月三十一日	678,767
Exchange adjustments	匯率調整	47,260
Addition	增置	984,544
At 31 December 2017	於二零一七年十二月三十一日	1,710,571
<b>Accumulated amortisation and impairment:</b>	<b>累計攤銷及減值：</b>	
At 1 January 2016	於二零一六年一月一日	56,295
Exchange adjustments	匯率調整	(4,152)
Charge for the year	年度攤銷	19,733
Transfer to other assets (Note 24)	轉移至其他資產 (附註24)	(14,798)
At 31 December 2016	於二零一六年十二月三十一日	57,078
Exchange adjustments	匯率調整	4,201
Charge for the year	年度攤銷	13,904
At 31 December 2017	於二零一七年十二月三十一日	75,183
<b>Net book value:</b>	<b>賬面淨值：</b>	
At 31 December 2017	於二零一七年十二月三十一日	1,635,388
At 31 December 2016	於二零一六年十二月三十一日	621,689



# Notes to the Consolidated Financial Statements (Continued)

## 綜合財務報表附註 (續)

(Expressed in Hong Kong dollars)  
(以港幣列示)

### 15 FIXED ASSETS (Continued)

#### (c) Prepaid lease payments (Continued)

		At 31 December 2017 於二零一七年 十二月三十一日 \$'000 千元	At 31 December 2016 於二零一六年 十二月三十一日 \$'000 千元
Prepaid lease payments comprises: 預付租賃付款包括:			
Leasehold land outside Hong Kong 位於香港以外地區之租賃土地		1,635,388	621,689
Current 當期		13,904	19,733
Non-current 非當期		1,621,484	601,956
		1,635,388	621,689

### 15 固定資產 (續)

#### (c) 預付租賃付款 (續)

### 16 GOODWILL AND INTANGIBLE ASSETS

#### (a) Goodwill

		\$'000 千元
<b>Cost:</b>	<b>成本:</b>	
At 1 January 2016	於二零一六年一月一日	991,793
Acquisition of a subsidiary	收購一間附屬公司	96,995
Exchange adjustments	匯率調整	(3,471)
At 31 December 2016	於二零一六年十二月三十一日	1,085,317
Exchange adjustments	匯率調整	6,556
At 31 December 2017	於二零一七年十二月三十一日	1,091,873
<b>Impairment loss:</b>	<b>減值:</b>	
At 1 January 2016, 31 December 2016 and 2017	於二零一六年一月一日、二零一六年及二零一七年十二月三十一日	323,276
<b>Net book value:</b>	<b>賬面淨值:</b>	
At 31 December 2017	於二零一七年十二月三十一日	768,597
At 31 December 2016	於二零一六年十二月三十一日	762,041

# Notes to the Consolidated Financial Statements (Continued)

## 綜合財務報表附註 (續)

(Expressed in Hong Kong dollars)  
(以港幣列示)

### 16 GOODWILL AND INTANGIBLE ASSETS (Continued)

### 16 商譽及無形資產 (續)

#### (b) Intangible assets

#### (b) 無形資產

		\$'000 千元
<b>Cost:</b>	<b>成本：</b>	
At 1 January 2016 (Originally reported)	於二零一六年一月一日 (如前呈列)	261,668
Effect on merger accounting	合併會計之影響	2,022
At 1 January 2016 (Restated)	於二零一六年一月一日 (重列)	263,690
Exchange adjustments	匯率調整	(127)
At 31 December 2016 (Restated)	於二零一六年十二月三十一日 (重列)	263,563
Exchange adjustments	匯率調整	133
At 31 December 2017	於二零一七年十二月三十一日	263,696
<b>Amortisation/Impairment:</b>	<b>攤銷/減值：</b>	
At 1 January 2016 (Originally reported)	於二零一六年一月一日 (如前呈列)	-
Effect on merger accounting	合併會計之影響	1,011
At 1 January 2016 (Restated)	於二零一六年一月一日 (重列)	1,011
Charge for the year	年度攤銷	99
Exchange adjustments	匯率調整	(68)
At 31 December 2016 (Restated)	於二零一六年十二月三十一日 (重列)	1,042
Charge for the year	年度攤銷	98
Exchange adjustments	匯率調整	77
At 31 December 2017	於二零一七年十二月三十一日	1,217
Carrying amount:	賬面淨值：	
At 31 December 2017	於二零一七年十二月三十一日	262,479
At 31 December 2016 (Restated)	於二零一六年十二月三十一日 (重列)	262,521

The intangible assets mainly represent the trade name acquired in the acquisition of TPI in 2008, which is subject to annual impairment test. The relief-from-royalty approach is adopted to determine the fair value of trade name. At the end of each reporting period, the management of the Group reassessed the assumptions of this approach. As at 31 December 2017, the valuation of the trade name is determined based on the future premiums estimated by TPI and discounted at 14% (2016: 14%). The trade name is considered by the management of the Group as having an indefinite useful life because it is expected to contribute to net cash inflows indefinitely. The trade name will not be amortised until its useful life is determined to be finite.

Particulars of the impairment testing are disclosed below.

無形資產主要代表於二零零八年收購太平財險時購入之商號，並須進行年度的減值測試。商號之公允價值以免納專利權使用費方法釐定。於報告期末，本集團管理層重新評估此方法之假設。於二零一七年十二月三十一日，商號的評估乃根據太平財險估計的未來保費增長及以折現率14%（二零一六年：14%）而釐定。本集團管理層認為由於預期該商號將無限期提供淨現金流，所以其具無限可使用年期。該商號不會攤銷，直至其可使用年期被定為有限。

減值測試之詳情如下。

# Notes to the Consolidated Financial Statements (Continued)

## 綜合財務報表附註 (續)

(Expressed in Hong Kong dollars)  
(以港幣列示)

### 16 GOODWILL AND INTANGIBLE ASSETS (Continued)

#### (c) Impairment tests on goodwill and intangible assets with indefinite useful lives

For impairment testing, goodwill and intangible assets with indefinite useful lives at 31 December 2016 and 2017 were allocated to cash generating units in the following operating segments:

At 31 December 2017 於二零一七年十二月三十一日

Life insurance	人壽保險
Property and casualty insurance	財產保險
Other business	其他業務

Goodwill 商譽 \$'000 千元	Intangible assets 無形資產 \$'000 千元	Total 總額 \$'000 千元
--------------------------------	--	-----------------------------

#### (c) 商譽及沒有使用限期的無形資產之減值測試

在減值測試時，二零一六年及二零一七年十二月三十一日之商譽及沒有使用限期的無形資產按以下營運分部分配至各現金生產單位：

At 31 December 2016 於二零一六年十二月三十一日

Life insurance	人壽保險
Property and casualty insurance	財產保險
Other business	其他業務

154,909	-	154,909
148,738	261,408	410,146
464,950	260	465,210
<b>768,597</b>	<b>261,668</b>	<b>1,030,265</b>

154,909	-	154,909
148,738	261,408	410,146
458,394	260	458,654
<b>762,041</b>	<b>261,668</b>	<b>1,023,709</b>

The recoverable amount of the cash generating units containing goodwill or intangible assets was determined based on the value-in-use calculation. This calculation uses cash flow projection which represents what management believes is the best estimate of what the cash generating units are able to achieve in their business life. The Directors determined the cash flow projection based on past performance and its expectation for market development. The Directors believed any reasonably possible change in any of these assumptions would not cause the aggregate carrying amount to exceed the aggregate recoverable amount. Management of the Group determines that there are no impairments of its cash generating units containing goodwill and intangible assets.

In respect of life insurance business, the recoverable amount was determined based on TPL's appraisal value, which consists of the adjusted net worth plus the present value of inforce business and the new business value after cost of capital.

In respect of property and casualty business, the recoverable amount was determined by estimating and discounting the future cash flows to its present value.

含商譽或無形資產的現金產生單位的可收回金額，按使用價值計算而釐定。此計算使用現金流預測，代表管理層相信現金產生單位於其商業生命中能實現之最佳估計。董事根據過往表現及未來市場發展釐定現金流預測。董事相信若這些假設有任何合理改變，亦不會導致賬面總值超越可收回總值。本集團管理層認為其含商譽及無形資產之現金產生單位並沒有減值。

有關人壽保險業務，可收回金額以太平人壽之評估價值釐定。評估價值為經調整之資產淨值、扣除資本成本後之有效業務價值及新業務價值現值之總和。

有關財產保險業務，可收回金額以估計及折算未來現金流至現值釐定。

# Notes to the Consolidated Financial Statements (Continued)

## 綜合財務報表附註 (續)

(Expressed in Hong Kong dollars)  
(以港幣列示)

### 16 GOODWILL AND INTANGIBLE ASSETS (Continued)

#### (c) Impairment tests on goodwill and intangible assets with indefinite useful lives (Continued)

In respect of other businesses, the recoverable amount was determined by income approach to convert the expected periodic benefits of ownership into an indication of value, estimating and discounting the future cash flows to its present value.

The club debentures are considered by the Directors as having an indefinite useful life because the club debentures are expected to be held continuously by the Group for the benefit of the Directors and the staff.

For the purpose of impairment testing on club debentures, the recoverable amount has been determined based on the second-hand market price less cost of disposal. During both years, the Directors determined that there was no additional impairment of the club debentures since the recoverable amounts exceeded their carrying amounts.

### 16 商譽及無形資產 (續)

#### (c) 商譽及沒有使用限期的無形資產之減值測試 (續)

有關其他業務，可收回金額按收益法轉換所有權的預期定期利益轉化為價值指標以估計及折算未來現金流至現值釐定。

董事認為俱樂部會籍是沒有期限的，因預期本集團將繼續持有會籍，作為董事及員工福利。

對俱樂部會籍的減值測試，可收回金額根據市場二手價格減變賣成本釐定。於這兩個年度，董事因會籍的可收回金額超過其賬面值，而釐定沒有額外減值。

# Notes to the Consolidated Financial Statements (Continued)

## 綜合財務報表附註 (續)

(Expressed in Hong Kong dollars)  
(以港幣列示)

### 17 SUBSIDIARIES

#### (a) General information of principal subsidiaries

The following list contains details of the Company's principal subsidiaries at the end of the reporting period, which in the opinion of the Directors, principally affected the results for the year or formed a substantial portion of the net assets of the Group. The class of shares held is ordinary unless otherwise stated. To give details of other subsidiaries would, in the opinion of the Directors, result in particulars of excessive length.

All of these are controlled subsidiaries as defined under Note 1(e) and have been consolidated into the Group's financial statements.

### 17 附屬公司

#### (a) 主要附屬公司的一般資料

下表陳列為本公司的主要附屬公司於報告期末的詳情，董事認為該等附屬公司是主要影響年度業績或佔集團的淨資產相當部份。除非另有說明，否則所持的股份類別指普通股。董事認為詳細列出其他附屬公司會過於冗長。

該等附屬公司均為附註1(e)所界定的受控制附屬公司，並已綜合於本集團的財務報表內。

Name of company 公司名稱	Place of incorporation and operation 註冊成立及經營地點	Particulars of issued and paid up capital 已發行及繳足股本的詳情	Proportion of ordinary shares directly held by group 本集團直接持有普通股之百分比	Principal activities 主要業務
Taiping Life Insurance Company Limited (note (ii)) 太平人壽保險有限公司 (註(ii))	PRC 中國	RMB 人民幣 10,030,000,000	75.10%	Life insurance business in PRC 於中國之人壽保險業務
Taiping General Insurance Company Limited (note (ii)) 太平財產保險有限公司 (註(ii))	PRC 中國	RMB 人民幣 5,070,000,000	100%	Property and casualty insurance business in PRC 於中國之財產保險業務
Taiping Pension Company Limited (note (ii)) 太平養老保險股份有限公司 (註(ii))	PRC 中國	RMB 人民幣 3,000,000,000	100%	Pension and Group Life business in PRC 於中國之養老及團體保險業務
Taiping Asset Management Company Limited (note (ii)) 太平資產管理有限公司 (註(ii))	PRC 中國	RMB 人民幣 1,000,000,000	80%	Asset management business in PRC 於中國之資產管理業務
Taiping Reinsurance Company Limited (notes (i) & (iv)) 太平再保險有限公司 (註(i)及(iv))	Hong Kong 香港	Ordinary 普通 \$4,781,100,000 Deferred 遞延 \$600,000,000	100%	Reinsurance business in Hong Kong 於香港之再保險業務
Taiping Reinsurance (China) Company Limited (note (ii)) 太平再保險(中國)有限公司 (註(ii))	PRC 中國	RMB 人民幣 1,000,000,000	100%	Reinsurance business in PRC 於中國之再保險業務

# Notes to the Consolidated Financial Statements (Continued)

## 綜合財務報表附註 (續)

(Expressed in Hong Kong dollars)  
(以港幣列示)

### 17 SUBSIDIARIES (Continued)

### 17 附屬公司 (續)

#### (a) General information of principal subsidiaries (Continued)

#### (a) 主要附屬公司的一般資料 (續)

Name of company 公司名稱	Place of incorporation and operation 註冊成立及經營地點	Particulars of issued and paid up capital 已發行及繳足股本的詳情	Proportion of ordinary shares directly held by group 本集團直接持有普通股之百分比	Principal activities 主要業務
China Taiping Insurance (HK) Company Limited (note (i)) 中國太平保險(香港)有限公司 (註(i))	Hong Kong 香港	Ordinary 普通 \$2,386,000,000 Deferred 遞延 \$200,000,000	100%	Property and casualty insurance in Hong Kong 於香港之財產保險業務
China Taiping Life Insurance (Hong Kong) Company Limited (note (v)) 中國太平人壽保險(香港)有限公司 (註(v))	Hong Kong 香港	\$1,200,000,000	100%	Life insurance business in Hong Kong 於香港之人壽保險業務
China Taiping Insurance (Macau) Company Limited 中國太平保險(澳門)股份有限公司	Macau 澳門	MOP 澳門幣120,000,000	100%	Property and casualty insurance in Macau 於澳門之財產保險業務
China Taiping Insurance (Singapore) PTE. Ltd. 中國太平保險(新加坡)有限公司	Singapore 新加坡	SGD 新加坡幣 80,000,000	100%	Property and casualty insurance in Singapore 於新加坡之財產保險業務
China Taiping Insurance (UK) Company Limited 中國太平保險(英國)有限公司	United Kingdom 英國	GBP 英鎊 25,000,000	100%	Property and casualty insurance in United Kingdom 於英國之財產保險業務
PT China Taiping Insurance Indonesia 中國太平保險印度尼西亞有限公司	Indonesia 印尼	IDR 印尼盾 100,000,000,000	55%	Property and casualty insurance in Indonesia 於印尼之財產保險業務
Taiping Financial Services Company Limited (formerly known as Taiping E-Commerce Company Limited) (notes (ii) & (viii)) 太平金融服務有限公司 (前稱太平電子商務有限公司) (註(ii)及(viii))	PRC 中國	RMB 人民幣 762,500,000	80%	E-commerce for insurance 有關保險之電子商務
Taiping Senior Living Investments Co. Ltd. (note (iii)) 太平養老產業投資有限公司(註(iii))	PRC 中國	RMB 人民幣 1,580,000,000	75.10%	Elderly care investment and asset management 養老產業投資與資產管理
Taiping Senior Living Management Co. Ltd. (note (iii)) 太平養老產業管理有限公司(註(iii))	PRC 中國	RMB 人民幣 50,000,000	75.10%	Elderly care investment and asset management 養老產業投資與資產管理

# Notes to the Consolidated Financial Statements (Continued)

## 綜合財務報表附註 (續)

(Expressed in Hong Kong dollars)  
(以港幣列示)

### 17 SUBSIDIARIES (Continued)

### 17 附屬公司 (續)

#### (a) General information of principal subsidiaries (Continued)

#### (a) 主要附屬公司的一般資料 (續)

Name of company 公司名稱	Place of incorporation and operation 註冊成立及經營地點	Particulars of issued and paid up capital 已發行及繳足股本的詳情	Proportion of ordinary shares directly held by group 本集團直接持有普通股之百分比	Principal activities 主要業務
Taiping Real Estate (Shanghai) Company Limited (note (iii)) 太平置業(上海)有限公司(註(iii))	PRC 中國	RMB 人民幣 980,000,000	90.29%	Property investment 物業投資
Dragon Jade Industrial District Management (Shenzhen) Co., Ltd. (note (iii)) 龍壁工業區管理(深圳)有限公司(註(iii))	PRC 中國	RMB 人民幣 111,660,000	100%	Property investment 物業投資
Taiping Real Estate (Suzhou Industrial Park) Co. Ltd. (note (iii)) 太平置業(蘇州工業園區)有限公司(註(iii))	PRC 中國	RMB 人民幣 321,040,000	85.06%	Property investment 物業投資
Taiping Real Estate (Beijing) Co. Ltd. (note (iii)) 太平置業(北京)有限公司(註(iii))	PRC 中國	RMB 人民幣 276,779,700	75.10%	Property investment 物業投資
Taiping Real Estate (Nanning) Co. Ltd. (note (iii)) 太平置業(南寧)有限公司(註(iii))	PRC 中國	RMB 人民幣 150,000,000	80.08%	Property investment 物業投資
北京太平廣安置業有限公司 (note (iii)) 北京太平廣安置業有限公司(註(iii))	PRC 中國	RMB 人民幣 1,850,000,000	75.10%	Property investment 物業投資
Taiping Real Estate (Hangzhou) Co. Ltd. (notes (ii) & (ix)) 太平置業(杭州)有限公司(註(ii)及(ix))	PRC 中國	RMB 人民幣 822,990,000	81.57%	Property investment 物業投資
Taiping & Sinopec Financial Leasing Co. Ltd. (note (iii)) 太平石化金融租賃有限責任公司(註(iii))	PRC 中國	RMB 人民幣 5,000,000,000	37.55%	Financial leasing 金融租賃
Taiping Fund Management Company Limited (notes (ii) & (vii)) 太平基金管理有限公司(註(ii)及(vii))	PRC 中國	RMB 人民幣 400,000,000	66.40%	Management of investment funds business in PRC 於中國之基金管理業務

# Notes to the Consolidated Financial Statements (Continued)

## 綜合財務報表附註 (續)

(Expressed in Hong Kong dollars)  
(以港幣列示)

### 17 SUBSIDIARIES (Continued)

### 17 附屬公司 (續)

#### (a) General information of principal subsidiaries (Continued)

#### (a) 主要附屬公司的一般資料 (續)

Name of company 公司名稱	Place of incorporation and operation 註冊成立及經營地點	Particulars of issued and paid up capital 已發行及繳足股本的詳情	Proportion of ordinary shares directly held by group 本集團直接持有普通股之百分比	Principal activities 主要業務
Taiping Financial Holdings Company Limited (note (iii)) 太平金融控股有限公司 (註(iii))	Hong Kong 香港	Ordinary 普通 \$224,553,150 Deferred 遞延 \$10,000,000	100%	Investment holding 投資控股
Taiping Securities (HK) Company Limited 太平證券(香港)有限公司	Hong Kong 香港	\$363,870,350	100%	Securities broking services 證券經紀服務
Taiping Assets Management (HK) Company Limited 太平資產管理(香港)有限公司	Hong Kong 香港	\$212,000,000	100%	Asset management business in Hong Kong 於香港之資產管理業務
Taiping Reinsurance Brokers Limited (note (i)) 太平再保險顧問有限公司 (註(i))	Hong Kong 香港	Ordinary 普通 \$4,000,000 Deferred 遞延 \$1,000,000	100%	Insurance broking 保險經紀
China Taiping Insurance Service (Japan) Co., Ltd. 中國太平保險服務(日本)有限公司	Japan	JPY 日圓 30,000,000	100%	Insurance agency business in Japan 於日本之保險代理業務
Tellon Development Limited (note (vi)) 澤鴻發展有限公司 (註(vi))	Hong Kong 香港	\$100,000,000	51%	Investment holding and property investment 投資控股及物業投資
China Taiping Capital Limited	BVI/ Hong Kong 英屬維爾京群島/香港	US\$ 美元1	100%	Provision of back to back financing arrangement 提供背對背融資安排
China Taiping Fortunes Limited	BVI/ Hong Kong 英屬維爾京群島/香港	US\$ 美元1	100%	Provision of back to back financing arrangement 提供背對背融資安排



# Notes to the Consolidated Financial Statements (Continued)

## 綜合財務報表附註 (續)

(Expressed in Hong Kong dollars)  
(以港幣列示)

### 17 SUBSIDIARIES (Continued)

#### (a) General information of principal subsidiaries (Continued)

Notes:

- (i) Holders of the non-voting deferred shares in TPRE, TPRB and CTPI (HK) are not entitled to share profits, receive notice of or attend or vote at any general meeting of these companies. On the winding-up of these companies, the holders of the non-voting deferred shares are not entitled to the distribution of the net assets of these companies for the first \$100 billion; the balance of net assets, if any, over the first \$100 billion shall be distributed among the holders of the ordinary shares and non-voting distributed shares pari passu among themselves in proportion to their respective shareholdings.
- (ii) These companies are PRC limited companies.
- (iii) Holders of the non-voting deferred shares in TPFH are entitled to a fixed non-cumulative dividend at the rate of 5% per annum for any financial year of TPFH in respect of which the net profits of TPFH available for dividend exceed \$10,000,000,000. The holders of non-voting deferred shares are not allowed to participate in the profits or assets of TPFH or to vote at meetings of TPFH. On the winding-up of TPFH, the holders of the non-voting deferred shares are entitled out of the surplus assets of TPFH to a return of the capital paid up on these shares held by them respectively after a total sum of \$10,000,000,000 has been distributed in such winding up in respect of each of the ordinary shares of TPFH.
- (iv) In March 2017, the registered capital of TPRE has been increased by \$400 million to \$5,146.1 million. CTIH has contributed such additional capital in cash. The registered capital of TPRE has been further increased by \$235 million to \$5,381.1 million in December 2017. CTIH has contributed such additional capital in cash.
- (v) In March 2017, the registered capital of TPL (HK) has been increased by \$280 million to \$980 million. CTIH has contributed such additional capital in cash. The registered capital of TPL (HK) has been further increased by \$220 million to \$1,200 million in September 2017. CTIH has contributed such additional capital in cash.
- (vi) In July 2017, the Company has entered into the share purchase agreements with TPG (HK) to acquire 51,000,000 shares in Telson, representing 51% of the entire issued share capital of Telson. The details of the transaction are disclosed in Note 49B(i)(a).
- (vii) In September 2017, the registered capital of Taiping Fund Management Company Limited has been increased by RMB173 million to RMB400 million. TPAM has contributed such additional capital in cash and the Group increased the proportion of shares held from 56.03% to 66.40%.
- (viii) In November 2017, the registered capital of TPFS has been increased by RMB100 million to RMB762.5 million. CTIH and Ageas contributed such additional capital in cash in the amount of RMB80 million and RMB20 million, respectively, in portion to their respective equity interest in TPFS.
- (ix) In December 2017, Taiping Real Estate (Hangzhou) Co. Ltd. was established in PRC by TPL, TPI and TPP.

### 17 附屬公司 (續)

#### (a) 主要附屬公司的一般資料 (續)

註:

- (i) 於太平再保險、太平再保顧問及太平香港的無投票權遞延股份的持有人無權獲得這些公司的溢利、收取這些公司的任何股東周年大會的通知、出席股東周年大會或在會上投票。在這些公司清盤時，無投票權遞延股份的持有人無權獲分這些公司首100,000,000,000元的資產淨值；超過首100,000,000,000元的資產淨值餘額（如有）則根據普通股及無投票權遞延股份持有人各自的持股量按比例進行分配。
- (ii) 這些公司都是中國有限公司。
- (iii) 太平金控的無投票權遞延股份持有人有權於該公司可用作分配股息的淨利潤超出10,000,000,000元的任何財政年度獲得每年5%固定非累積股息。該公司的無投票權遞延股份的持有人無權獲得該公司的溢利及資產或在公司會議上投票。在該公司清盤時，無投票權遞延股份持有人有權在普通股股東於清盤時分配到合計10,000,000,000元後，獲分配該公司的剩餘資產，作為已繳資本的回報。
- (iv) 於二零一七年三月，太平再保險的註冊資本增加4.00億元至51.461億元。中國太平控股以現金增入該等額外資本。於二零一七年十二月，太平再保險的註冊資本進一步增加2.35億元至53.811億元，中國太平控股以現金增入該等額外資本。
- (v) 於二零一七年三月，太平人壽香港的註冊資本增加2.80億元至9.80億元。中國太平控股以現金增入該等額外資本。於二零一七年九月，太平人壽香港的註冊資本進一步增加2.20億元至12.00億元，中國太平控股以現金增入該等額外資本。
- (vi) 於二零一七年七月，本公司與太平集團（香港）訂立股權買賣協議，收購澤鴻51,000,000股股份，相當於澤鴻全部已發行股份的51%。交易詳情於附註49B(i)(a)內披露。
- (vii) 於二零一七年九月，太平基金管理有限公司的註冊資本增加人民幣1.73億元至人民幣4.00億元。太平資產以現金增入該等額外資本。增資後本集團持有太平基金管理有限公司的權益由56.03%增加至66.40%。
- (viii) 於二零一七年十一月，太平金服的註冊資本增加人民幣1.00億元至人民幣7.625億元。中國太平控股及富傑按各自於太平金服的權益比例分別以現金投入人民幣0.80億元及人民幣0.20億元作為新增資本。
- (ix) 於二零一七年十二月，太平人壽、太平財險與太平養老於中國成立太平置業（杭州）有限公司。

# Notes to the Consolidated Financial Statements (Continued)

## 綜合財務報表附註 (續)

(Expressed in Hong Kong dollars)  
(以港幣列示)

### 17 SUBSIDIARIES (Continued)

#### (a) General information of principal subsidiaries (Continued)

At the end of the reporting period, the Company has other subsidiaries that are not material to the Group. The principal activities of these subsidiaries are summarised as follows:

Principal activities 主要業務	Principal place of business 主要經營地點	Number of subsidiaries At 31 December 附屬公司數目 於十二月三十一日	
		2017 二零一七年	2016 二零一六年 (Restated) (重列)
Investment holding 投資控股	Hong Kong 香港	27	27
	Macau 澳門	1	1
	PRC 中國	2	1
	United States 美國	1	–
	Singapore 新加坡	1	1
		<b>32</b>	<b>30</b>
Insurance broker 保險經紀	PRC 中國	2	2
Insurance broker 保險經紀	United Kingdom 英國	2	2
Insurance broker 保險經紀	United States 美國	1	–
Back-to-back financing 背對背融資	Hong Kong 香港	3	3
Factoring services 商業保理	PRC 中國	1	–
Financial advisory services 金融諮詢服務	Hong Kong 香港	1	1
Financial leasing 金融租賃	PRC 中國	8	–
Inactive 休眠	Hong Kong 香港	11	11
Inactive 休眠	United States 美國	–	2
Nominee services 代理人服務	Hong Kong 香港	1	1

### 17 附屬公司 (續)

#### (a) 主要附屬公司的一般資料 (續)

於報告期期末，本公司有其他對本集團不重大的附屬公司。該等附屬公司之主要業務概述如下：

Number of subsidiaries At 31 December 附屬公司數目 於十二月三十一日	
2017 二零一七年	2016 二零一六年 (Restated) (重列)
27	27
1	1
2	1
1	–
1	1
<b>32</b>	<b>30</b>
2	2
2	2
1	–
3	3
1	–
1	1
8	–
11	11
–	2
1	1

# Notes to the Consolidated Financial Statements (Continued)

## 綜合財務報表附註 (續)

(Expressed in Hong Kong dollars)  
(以港幣列示)

### 17 SUBSIDIARIES (Continued)

#### (a) General information of principal subsidiaries (Continued)

Principal activities 主要業務	Principal place of business 主要經營地點	Number of subsidiaries At 31 December 附屬公司數目 於十二月三十一日	
		2017 二零一七年	2016 二零一六年 (Restated) (重列)
Money lending and property investment 借貸及物業投資	Hong Kong 香港	2	2
Property investment 物業投資	Hong Kong 香港	12	9
Property investment 物業投資	PRC 中國	2	1
Property management 物業管理	PRC 中國	3	2
Provision of back office service 提供後援運營服務	PRC 中國	1	1
Provision of internal audit services 提供內部審核服務	PRC 中國	1	1
Provision of insurance claim survey services 提供保險索償調查服務	Hong Kong 香港	1	1
Provision of management services for investment funds 提供投資基金管理服務	PRC 中國	1	–
Provision of property agency services 提供物業代理服務	Hong Kong 香港	1	1
Provision of trust services 提供信託服務	Hong Kong 香港	1	1
		<b>87</b>	<b>71</b>

Details of non-wholly owned subsidiaries that have material non-controlling interests to the Group were disclosed in Note 17(b) below.

對本集團有重大非控股權益的非全資附屬公司詳情於附註17(b)披露。

# Notes to the Consolidated Financial Statements (Continued)

## 綜合財務報表附註 (續)

(Expressed in Hong Kong dollars)  
(以港幣列示)

### 17 SUBSIDIARIES (Continued)

#### (b) Details of non-wholly owned subsidiaries that have material non-controlling interests

The table below shows details of non-wholly-owned subsidiaries of the Group that had material non-controlling interests:

Name of subsidiary 附屬公司名稱	Place of incorporation and principal place of business 註冊成立及主要經營地點	Proportion of ownership interests and voting rights held by non-controlling interests 非控股股東權益應佔權益百分比及投票權		Profit allocated to non-controlling interests 分配至非控股股東權益的溢利		Accumulated non-controlling interests 累計非控股股東權益	
		2017	2016	31 December 十二月三十一日		2017	2016
		二零一七年	二零一六年	二零一七年	二零一六年	二零一七年	二零一六年 (Restated) (重列)
				\$'000 千元	\$'000 千元	\$'000 千元	\$'000 千元
Taiping Life Insurance Company Limited 太平人壽保險有限公司	PRC 中國	24.90%	24.90%	1,593,075	1,261,876	9,514,872	7,249,774
Taiping & Sinopec Financial Leasing Co. Ltd. 太平石化金融租賃有限責任公司	PRC 中國	62.45%	62.45%	85,724	249,158	3,465,038	3,171,619
Individually insignificant subsidiaries with non-controlling interests 單項金額不重大的附屬公司之非控股股東權益						2,300,362	2,002,817
						<b>15,280,272</b>	<b>12,424,210</b>

### 17 附屬公司 (續)

#### (b) 有重大非控股權益之非全資附屬公司的詳情

下表載列有重大非控股權益之非全資附屬公司的詳情：

# Notes to the Consolidated Financial Statements (Continued)

## 綜合財務報表附註 (續)

(Expressed in Hong Kong dollars)  
(以港幣列示)

### 17 SUBSIDIARIES (Continued)

#### (b) Details of non-wholly owned subsidiaries that have material non-controlling interests (Continued)

Summarised financial information in respect of the Group's subsidiaries that had material non-controlling interests are disclosed below. The summarised financial information below represented amounts before intragroup eliminations.

#### Taiping Life Insurance Company Limited

		Year ended 31 December 截至十二月三十一日止年度	
		2017 二零一七年 \$'000 千元	2016 二零一六年 \$'000 千元
Total assets	總資產	476,640,165	359,457,626
Total liabilities	總負債	437,832,367	329,802,094
Net assets	淨資產	38,807,798	29,655,532
Total premiums written	總保費	131,361,926	110,513,301
Total income	收入總額	149,598,796	126,771,398
Total expenses	費用總額	143,174,785	121,682,427
Profit for the year	本年度溢利	6,424,011	5,088,971
Other comprehensive income for the year	本年度其他全面收益	4,521,427	(8,677,530)
Total comprehensive income for the year	本年度全面收益總額	10,945,438	(3,588,559)
Total comprehensive income allocated to non-controlling interests	非控股股東應佔本年度全面收益總額	2,725,414	(892,136)
Dividends paid to non-controlling interests	向非控股股東支付的股息	446,500	571,734
Net cash inflow from operating activities	來自經營活動的現金流入淨額	58,012,329	51,569,005
Net cash outflow used in investing activities	來自投資活動的現金流出淨額	(70,257,227)	(40,181,074)
Net cash inflow/(outflow) from financing activities	來自融資活動的現金流入/(流出)淨額	12,064,825	(16,999,949)
Net cash outflow	現金流出淨額	(180,073)	(5,612,018)

### 17 附屬公司 (續)

#### (b) 有重大非控股權益之非全資附屬公司的詳情 (續)

有關本集團之附屬公司有重大非控股股東權益之財務資料概要披露如下。下列之財務資料概要為分部內抵銷前之金額。

#### 太平人壽保險有限公司

# Notes to the Consolidated Financial Statements (Continued)

## 綜合財務報表附註 (續)

(Expressed in Hong Kong dollars)  
(以港幣列示)

### 17 SUBSIDIARIES (Continued)

#### (b) Details of non-wholly owned subsidiaries that have material non-controlling interests (Continued)

##### Taiping & Sinopec Financial Leasing Co. Limited

		Year ended 31 December 截至十二月三十一日止年度	
		2017 二零一七年 \$'000 千元	2016 二零一六年 \$'000 千元
Total assets	總資產	49,540,404	41,054,219
Total liabilities	總負債	42,799,435	34,861,215
Net assets	淨資產	6,740,969	6,193,004
Total income	收入總額	1,857,734	1,542,580
Total expenses	費用總額	1,720,465	1,143,608
Profit for the year	本年度溢利	137,269	398,972
Other comprehensive income for the year	本年度其他全面收益	417,794	(389,771)
Total comprehensive income for the year	本年度全面收益總額	555,063	9,201
Total comprehensive income allocated to non-controlling interests	非控股股東應佔本年度全面收益總額	293,418	52,869
Dividends paid to non-controlling interests	向非控股股東支付的股息	-	-
Net cash inflow from operating activities	來自經營業務之現金流入淨額	711,769	1,322,893
Net cash outflow used in investing activities	來自投資業務之現金流出淨額	(1,348,477)	(666)
Net cash inflow from financing activities	來自融資活動之現金流入淨額	701	-
Net cash inflow/(outflow)	現金流入/(流出)淨額	(636,007)	1,322,227

### 17 附屬公司 (續)

#### (b) 有重大非控股權益之非全資附屬公司的詳情 (續)

##### 太平石化金融租賃有限責任公司

Year ended 31 December  
截至十二月三十一日止年度

2017  
二零一七年  
\$'000  
千元

2016  
二零一六年  
\$'000  
千元

Total assets	總資產	49,540,404	41,054,219
Total liabilities	總負債	42,799,435	34,861,215
Net assets	淨資產	6,740,969	6,193,004
Total income	收入總額	1,857,734	1,542,580
Total expenses	費用總額	1,720,465	1,143,608
Profit for the year	本年度溢利	137,269	398,972
Other comprehensive income for the year	本年度其他全面收益	417,794	(389,771)
Total comprehensive income for the year	本年度全面收益總額	555,063	9,201
Total comprehensive income allocated to non-controlling interests	非控股股東應佔本年度全面收益總額	293,418	52,869
Dividends paid to non-controlling interests	向非控股股東支付的股息	-	-
Net cash inflow from operating activities	來自經營業務之現金流入淨額	711,769	1,322,893
Net cash outflow used in investing activities	來自投資業務之現金流出淨額	(1,348,477)	(666)
Net cash inflow from financing activities	來自融資活動之現金流入淨額	701	-
Net cash inflow/(outflow)	現金流入/(流出)淨額	(636,007)	1,322,227

# Notes to the Consolidated Financial Statements (Continued)

## 綜合財務報表附註 (續)

(Expressed in Hong Kong dollars)  
(以港幣列示)

### 18 INTERESTS IN ASSOCIATES AND JOINT VENTURES

### 18 於聯營公司及合營公司的權益

#### (a) Interests in associates

#### (a) 於聯營公司的權益

		At 31 December 於十二月三十一日	
		2017 二零一七年	2016 二零一六年 (Restated) (重列)
		\$'000 千元	\$'000 千元
Unlisted shares, at cost	非上市股份，成本	3,560,688	285,073
Share of post-acquisition profits and other comprehensive income, net of dividends received	應佔購入後的溢利及其他全面收益，減去已收股息	1,135,935	1,064,487
		<b>4,696,623</b>	<b>1,349,560</b>

Details of the Group's principal associates at the end of the reporting period are as follows:

於報告期末，本集團重大聯營公司詳情如下：

Name of associates 聯營公司名稱	Place of incorporation and operation 註冊成立及經營地點	Proportion of ownership interests held by the Group 本集團的應佔權益百分比		Principal activities 主要業務
		At 31 December 於十二月三十一日		
		2017 二零一七年	2016 二零一六年 (Restated) (重列)	
太平日日金貨幣市場基金 ("太平日日金") (note) (註)	PRC 中國	40.7%	–	Equity investment 權益投資
Zhong Bao Mansion Co. Ltd. 中保大廈有限公司	PRC 中國	25.0%	25.0%	Property investment 物業投資

Note: The Group invested \$3,152,067,000, representing 40.7% interests in 太平日日金 during the Year, which is an equity investment plan set up and managed by Taiping Fund Management Company Limited, is engaged in equity investments. The Group considers 太平日日金 is an associate and recognised it as an equity method investment.

註：於本年度，本集團投資3,152,067,000元，代表太平日日金40.7%的權益，該基金為太平基金管理有限公司成立的權益投資基金計劃，從事權益投資。本集團視太平日日金為聯營公司，並按權益法確認。

# Notes to the Consolidated Financial Statements (Continued)

## 綜合財務報表附註 (續)

(Expressed in Hong Kong dollars)  
(以港幣列示)

### 18 INTERESTS IN ASSOCIATES AND JOINT VENTURES (Continued)

#### (a) Interests in associates (Continued)

##### Summarised financial information of principal associates

##### 1. 太平日日金

		At 31 December 2017 於二零一七年 十二月三十一日 \$'000 千元
Total assets	總資產	7,989,371
Total liabilities	總負債	245,328
Net assets	淨資產	7,744,043
		Year ended 31 December 2017 截至二零一七年 十二月三十一日 止年度 \$'000 千元
Total income	收入總額	351,820
Net profit for the year	本年度溢利	311,219
Other comprehensive income for the year	本年度其他全面收益	-
Total comprehensive income for the year	本年度全面收益總額	311,219
Dividend received from the associate	收取聯營公司股息	130,341

### 18 於聯營公司及合營公司的權益 (續)

#### (a) 於聯營公司的權益 (續)

##### 重大聯營公司的財務資料概要

##### 1. 太平日日金



# Notes to the Consolidated Financial Statements (Continued)

## 綜合財務報表附註 (續)

(Expressed in Hong Kong dollars)  
(以港幣列示)

### 18 INTERESTS IN ASSOCIATES AND JOINT VENTURES (Continued)

#### (a) Interests in associates (Continued)

##### Summarised financial information of principal associates (Continued)

#### 1. 太平日日金 (Continued)

Reconciliation of the above summarised financial information to the carrying amount of the interests in 太平日日金 recognised in the consolidated financial statements:

		At 31 December 2017 於二零一七年 十二月三十一日 \$'000 千元
Net assets of the associate	聯營公司淨資產	7,744,043
Proportion of the Group's shareholders' interests in the associate	本集團持有聯營公司權益百分比	40.7%
Carrying amount of the Group's interests in the associate	本集團持有聯營公司的賬面值	3,152,067

#### 2. Zhong Bao Mansion Co. Ltd.

		At 31 December 2017 於二零一七年 十二月三十一日 \$'000 千元	At 31 December 2016 於二零一六年 十二月三十一日 (Restated) (重列) \$'000 千元
Total assets	總資產	4,688,910	4,568,405
Total liabilities	總負債	998,293	989,041
Net assets	淨資產	3,690,617	3,579,364

### 18 於聯營公司及合營公司的權益 (續)

#### (a) 於聯營公司的權益 (續)

##### 重大聯營公司的財務資料概要 (續)

#### 1. 太平日日金 (續)

上述財務資料概要與本綜合財務報告中確認的太平日日金賬面值之對賬如下：

# Notes to the Consolidated Financial Statements (Continued)

## 綜合財務報表附註 (續)

(Expressed in Hong Kong dollars)  
(以港幣列示)

### 18 INTERESTS IN ASSOCIATES AND JOINT VENTURES (Continued)

#### (a) Interests in associates (Continued)

##### Summarised financial information of principal associates (Continued)

##### 2. Zhong Bao Mansion Co. Ltd. (Continued)

		Year ended 31 December 截至十二月三十一日止年度	
		2017 二零一七年	2016 二零一六年 (Restated) (重列)
		\$'000 千元	\$'000 千元
Total income	收入總額	186,859	202,902
Net profit/(loss) for the year	本年度溢利/(虧損)	(52,700)	220,434
Other comprehensive income for the year	本年度其他全面收益	248,903	(272,979)
Total comprehensive income for the year	本年度全面收益總額	196,203	(52,545)
Dividend received from the associate	收取聯營公司股息	19,870	26,326

Reconciliation of the above summarised financial information to the carrying amount of the interests in Zhong Bao Mansion Co. Ltd. recognised in the consolidated financial statements:

#### (a) 於聯營公司的權益 (續)

##### 重大聯營公司的財務資料概要 (續)

##### 2. 中保大廈有限公司 (續)

		Year ended 31 December 截至十二月三十一日止年度	
		2017 二零一七年	2016 二零一六年 (Restated) (重列)
		\$'000 千元	\$'000 千元
Total income	收入總額	186,859	202,902
Net profit/(loss) for the year	本年度溢利/(虧損)	(52,700)	220,434
Other comprehensive income for the year	本年度其他全面收益	248,903	(272,979)
Total comprehensive income for the year	本年度全面收益總額	196,203	(52,545)
Dividend received from the associate	收取聯營公司股息	19,870	26,326

上述財務資料概要與本綜合財務報告中確認的中保大廈有限公司賬面值之對賬如下：

		At 31 December 2017 於二零一七年 十二月三十一日	At 31 December 2016 於二零一六年 十二月三十一日 (Restated) (重列)
		\$'000 千元	\$'000 千元
Net assets of the associate	聯營公司淨資產	3,690,617	3,579,364
Proportion of the Group's shareholders' interests in the associate	本集團持有聯營公司權益百分比	25.0%	25.0%
Carrying amount of the Group's interests in the associate	本集團持有聯營公司的賬面值	922,654	894,841

# Notes to the Consolidated Financial Statements (Continued)

## 綜合財務報表附註 (續)

(Expressed in Hong Kong dollars)  
(以港幣列示)

### 18 INTERESTS IN ASSOCIATES AND JOINT VENTURES (Continued)

#### (a) Interests in associates (Continued)

**Aggregate information of associates that are not individually material**

		Year ended 31 December 截至十二月三十一日止年度	
		2017 二零一七年	2016 二零一六年 (Restated) (重列)
		\$'000 千元	\$'000 千元
The Group's share of net profit for the year	本集團應佔本年度溢利	144,554	15,481
The Group's share of other comprehensive income for the year	本集團應佔本年度其他全面收益	29,161	(31,859)
The Group's share of total comprehensive income for the year	本集團應佔本年度全面收益總額	173,715	(16,378)

#### (b) Interests in joint ventures

		At 31 December 於十二月三十一日	
		2017 二零一七年	2016 二零一六年
		\$'000 千元	\$'000 千元
Unlisted shares, at cost	非上市股份，成本	1,526,534	887,918
Share of post-acquisition profits and other comprehensive income, net of dividends received	應佔購入後的溢利及其他全面收益，減去已收股息	72,554	(12,900)
		1,599,088	875,018

### 18 於聯營公司及合營公司的權益 (續)

#### (a) 於聯營公司的權益 (續)

單獨為不重大的聯營公司累計財務資料

#### (b) 於合營公司的權益

# Notes to the Consolidated Financial Statements (Continued)

## 綜合財務報表附註 (續)

(Expressed in Hong Kong dollars)  
(以港幣列示)

### 18 INTERESTS IN ASSOCIATES AND JOINT VENTURES (Continued)

### 18 於聯營公司及合營公司的權益 (續)

#### (b) Interests in joint ventures (Continued)

#### (b) 於合營公司的權益 (續)

Details of the Group's principal joint ventures at the end of the reporting period are as follows:

於報告期末，本集團重大合營公司詳情如下：

Name of joint ventures 合營公司名稱	Place of incorporation and operation 註冊成立及經營地點	Proportion of ownership interests held by the Group 本集團的應佔權益百分比		Principal activities 主要業務
		At 31 December 於十二月三十一日		
		2017 二零一七年	2016 二零一六年	
Coldharbour Fund I L.P.	United States 美國	80%	80%	Investment holding 投資控股
蘇州太平國發鼎鴻投資企業 (有限合伙) (“太平國發鼎鴻投資”) (note) (註)	PRC 中國	70%	–	Investment holding 投資控股

Note: The Group acquired 70% interests in 太平國發鼎鴻投資 at a consideration of \$669,929,000 during the Year. The board resolutions of 太平國發鼎鴻投資 is required to obtain the unanimous consent by its board of directors. The Group considers 太平國發鼎鴻投資 as a joint venture and recognised it as an equity method investment.

註：於本年度，本集團以代價669,929,000元購入太平國發鼎鴻投資70%的權益。太平國發鼎鴻投資的董事會決議需由所有董事一致性通過。本集團視太平國發鼎鴻投資為合營公司，並按權益法確認。

#### Summarised financial information of principal joint ventures

#### 重大合營公司的財務資料概要

##### 1. Coldharbour Fund I L.P.

##### 1. Coldharbour Fund I L.P.

		At 31 December 2017 於二零一七年 十二月三十一日 \$'000 千元	At 31 December 2016 於二零一六年 十二月三十一日 \$'000 千元
Total assets	總資產	511,107	1,003,147
Total liabilities	總負債	332	–
Net assets	淨資產	510,775	1,003,147

# Notes to the Consolidated Financial Statements (Continued)

## 綜合財務報表附註 (續)

(Expressed in Hong Kong dollars)  
(以港幣列示)

### 18 INTERESTS IN ASSOCIATES AND JOINT VENTURES (Continued)

#### (b) Interests in joint ventures (Continued)

##### Summarised financial information of principal joint ventures (Continued)

##### 1. Coldharbour Fund I L.P. (Continued)

		Year ended 31 December 截至十二月三十一日止年度	
		2017 二零一七年 \$'000 千元	2016 二零一六年 \$'000 千元
Total income	收入總額	302,207	59,515
Net profit/(loss) for the year	本年度溢利/(虧損)	281,206	(15,586)
Other comprehensive income for the year	本年度其他全面收益	4,258	25,573
Total comprehensive income for the year	本年度全面收益總額	285,464	9,987
Dividend received from the joint venture	收取合營公司股息	153,029	-

Reconciliation of the above summarised financial information to the carrying amount of the interests in Coldharbour Fund I L.P. recognised in the consolidated financial statements:

上述財務資料概要與本綜合財務報告中確認的Coldharbour Fund I L.P.賬面值之對賬如下:

		At 31 December 2017 於二零一七年 十二月三十一日 \$'000 千元	At 31 December 2016 於二零一六年 十二月三十一日 \$'000 千元
Net assets of the joint venture	合營公司淨資產	510,775	1,003,147
Proportion of the Group's shareholders' interests in the joint venture	本集團持有合營公司權益百分比	80.0%	80.0%
Carrying amount of the Group's interests in the joint venture	本集團持有合營公司的賬面值	408,620	802,518

In December 2017, the part of capital contribution of \$467,174,000 in Coldharbour Fund I L.P. was repaid based on the proportion of ownership interests held by the Group.

於二零一七年十二月，Coldharbour Fund I L.P.按本集團持有的權益百分比償還467,174,000元的部份出資資金。

# Notes to the Consolidated Financial Statements (Continued)

## 綜合財務報表附註 (續)

(Expressed in Hong Kong dollars)  
(以港幣列示)

### 18 INTERESTS IN ASSOCIATES AND JOINT VENTURES (Continued)

#### (b) Interests in joint ventures (Continued)

##### Summarised financial information of principal joint ventures (Continued)

##### 2. 太平國發鼎鴻投資

		At 31 December 2017 於二零一七年 十二月三十一日 \$'000 千元
Total assets	總資產	957,055
Total liabilities	總負債	-
Net assets	淨資產	957,055
		Year ended 31 December 2017 截至二零一七年 十二月三十一日 止年度 \$'000 千元
Total income	收入總額	34,184
Net profit for the year	本年度溢利	32,375
Other comprehensive income for the year	本年度其他全面收益	1
Total comprehensive income for the year	本年度全面收益總額	32,376
Dividend received from the joint venture	收取合營公司股息	23,929

### 18 於聯營公司及合營公司的權益 (續)

#### (b) 於合營公司的權益 (續)

##### 重大合營公司的財務資料概要 (續)

##### 2. 太平國發鼎鴻投資

# Notes to the Consolidated Financial Statements (Continued)

## 綜合財務報表附註 (續)

(Expressed in Hong Kong dollars)  
(以港幣列示)

### 18 INTERESTS IN ASSOCIATES AND JOINT VENTURES (Continued)

#### (b) Interests in joint ventures (Continued)

##### Summarised financial information of principal joint ventures (Continued)

##### 2. 太平國發鼎鴻投資 (Continued)

Reconciliation of the above summarised financial information to the carrying amount of the interests in 太平國發鼎鴻投資 recognised in the consolidated financial statements:

		At 31 December 2017 於二零一七年 十二月三十一日 \$'000 千元
Net assets of the joint venture	合營公司淨資產	957,055
Proportion of the Group's shareholders' interests in the joint venture	本集團持有合營公司權益百分比	70.0%
Carrying amount of the Group's interests in the joint venture	本集團持有合營公司的賬面值	669,939

##### Aggregate information of joint ventures that are not individually material

單獨為不重大的合營公司累計財務資料

		Year ended 31 December 截至十二月三十一日止年度	
		2017 二零一七年 \$'000 千元	2016 二零一六年 \$'000 千元
The Group's share of net profit for the year	本集團應佔本年度溢利	20,828	14,505
The Group's share of other comprehensive income for the year	本集團應佔本年度其他全面收益	5,729	-
The Group's share of total comprehensive income for the year	本集團應佔本年度全面收益總額	26,557	14,505

# Notes to the Consolidated Financial Statements (Continued)

## 綜合財務報表附註 (續)

(Expressed in Hong Kong dollars)  
(以港幣列示)

### 19 INVESTMENTS IN DEBT AND EQUITY SECURITIES

### 19 債務及股本證券投資

		At 31 December 2017 於二零一七年 十二月三十一日 \$'000 千元	At 31 December 2016 於二零一六年 十二月三十一日 (Restated) (重列) \$'000 千元
Debt securities (Note (i))	債務證券 (註(i))	253,024,663	165,930,478
Equity securities (Note (ii))	股本證券 (註(ii))	47,977,035	35,280,466
Investment funds (Note (iii))	投資基金 (註(iii))	23,375,209	30,743,664
Debt products (Note (iv))	債權產品 (註(iv))	88,548,517	75,953,241
		<b>412,925,424</b>	<b>307,907,849</b>
		At 31 December 2017 於二零一七年 十二月三十一日 \$'000 千元	At 31 December 2016 於二零一六年 十二月三十一日 \$'000 千元
<b>Note (i) Debt securities</b>	<b>註(i) 債務證券</b>		
<b>Held-to-maturity:</b>	<b>持有至到期日:</b>		
– Listed in Hong Kong	– 在香港上市	7,734,306	6,906,647
– Listed outside Hong Kong	– 在香港以外地區上市	44,613,965	23,686,952
– Unlisted	– 非上市	128,486,734	102,108,602
		<b>180,835,005</b>	<b>132,702,201</b>
Issued by:	由以下機構發行:		
Government and central banks	政府及中央銀行	53,011,417	43,276,638
Banks and other financial institutions	銀行及其他金融機構	89,754,032	57,684,232
Corporate entities	企業實體	38,069,556	31,741,331
		<b>180,835,005</b>	<b>132,702,201</b>
<b>Available-for-sale:</b>	<b>可供出售:</b>		
– Listed in Hong Kong	– 在香港上市	3,345,321	1,550,228
– Listed outside Hong Kong	– 在香港以外地區上市	18,877,026	13,269,965
– Unlisted	– 非上市	42,220,348	15,789,749
		<b>64,442,695</b>	<b>30,609,942</b>



# Notes to the Consolidated Financial Statements (Continued)

## 綜合財務報表附註 (續)

(Expressed in Hong Kong dollars)  
(以港幣列示)

### 19 INVESTMENTS IN DEBT AND EQUITY SECURITIES (Continued)

### 19 債務及股本證券投資 (續)

		At 31 December 2017 於二零一七年 十二月三十一日 \$'000 千元	At 31 December 2016 於二零一六年 十二月三十一日 \$'000 千元
<b>Note (i) Debt securities (Continued)</b>	<b>註(i) 債務證券 (續)</b>		
<b>Available-for-sale: (Continued)</b>	<b>可供出售: (續)</b>		
Issued by:	由以下機構發行:		
Government and central banks	政府及中央銀行	8,270,573	7,913,911
Banks and other financial institutions	銀行及其他金融機構	37,476,244	6,225,922
Corporate entities	企業實體	18,695,878	16,470,109
		<b>64,442,695</b>	<b>30,609,942</b>
<b>Held-for-trading:</b>	<b>持有作交易用途:</b>		
- Listed in Hong Kong	- 在香港上市	-	185,024
- Listed outside Hong Kong	- 在香港以外地區上市	2,057,188	818,642
- Unlisted	- 非上市	5,154,407	1,279,477
		<b>7,211,595</b>	<b>2,283,143</b>
Issued by:	由以下機構發行:		
Government and central banks	政府及中央銀行	211,141	22,286
Banks and other financial institutions	銀行及其他金融機構	3,388,101	366,718
Corporate entities	企業實體	3,612,353	1,894,139
		<b>7,211,595</b>	<b>2,283,143</b>
<b>Designated at fair value through profit or loss:</b>	<b>指定為通過損益以反映公允價值:</b>		
- Listed in Hong Kong	- 在香港上市	394,216	132,179
- Listed outside Hong Kong	- 在香港以外地區上市	141,152	203,013
		<b>535,368</b>	<b>335,192</b>
Issued by:	由以下機構發行:		
Government and central banks	政府及中央銀行	35,800	35,473
Banks and other financial institutions	銀行及其他金融機構	165,234	185,313
Corporate entities	企業實體	334,334	114,406
		<b>535,368</b>	<b>335,192</b>
<b>Total debt securities</b>	<b>債務證券總額</b>	<b>253,024,663</b>	<b>165,930,478</b>

The held-to-maturity debt securities include an amount of \$5,483,925,000 (2016: \$2,822,202,000) which will mature within one year. None of the securities are past due or impaired.

持有至到期日的債務證券包括價值5,483,925,000元(二零一六年: 2,822,202,000元)的債務證券, 將於一年內到期。沒有證券逾期或減值。

# Notes to the Consolidated Financial Statements (Continued)

## 綜合財務報表附註 (續)

(Expressed in Hong Kong dollars)  
(以港幣列示)

### 19 INVESTMENTS IN DEBT AND EQUITY SECURITIES (Continued)

The fair value of the unlisted debt securities classified as held-to-maturity and available-for-sale were mainly determined by generally accepted pricing models including discounted cash flow technique.

### 19 債務及股本證券投資 (續)

持有至到期日及可供出售的非上市證券之公允價值乃主要根據包括折算現金流量方法之公認定價模式而釐定。

		At 31 December 2017 於二零一七年 十二月三十一日 \$'000 千元	At 31 December 2016 於二零一六年 十二月三十一日 (Restated) (重列) \$'000 千元
<b>Note (ii) Equity securities</b>	<b>註(ii) 股本證券</b>		
<b>Available-for-sale:</b>	<b>可供出售：</b>		
– Listed in Hong Kong	– 在香港上市	2,651,383	2,504,861
– Listed outside Hong Kong	– 在香港以外地區上市	24,005,914	20,706,500
– Unlisted, at fair value	– 非上市，按公允價值	14,523,727	10,344,404
– Unlisted, at cost	– 非上市，按成本	549	550
		<b>41,181,573</b>	<b>33,556,315</b>
<b>Held-for-trading:</b>	<b>持有作交易用途：</b>		
– Listed in Hong Kong	– 在香港上市	342,338	292,254
– Listed outside Hong Kong	– 在香港以外地區上市	5,394,789	1,431,897
		<b>5,737,127</b>	<b>1,724,151</b>
<b>Designated at fair value through profit or loss:</b>	<b>指定為通過損益以反映公允價值：</b>		
– Unlisted	– 非上市	1,058,335	–
<b>Total equity securities</b>	<b>股本證券總額</b>	<b>47,977,035</b>	<b>35,280,466</b>

# Notes to the Consolidated Financial Statements (Continued)

## 綜合財務報表附註 (續)

(Expressed in Hong Kong dollars)  
(以港幣列示)

### 19 INVESTMENTS IN DEBT AND EQUITY SECURITIES (Continued)

The unlisted equity securities are issued by private entities incorporated in PRC, Macau and Indonesia. In connection with the unlisted equity securities measured at cost at the end of the reporting period, the management considers that their fair values cannot be measured reliably.

### 19 債務及股本證券投資 (續)

非上市股本證券由中國、澳門及印尼註冊成立之私人機構發行。由於管理層認為其公允價值不能可靠地計量，所以於報告期末均按成本列賬。

		At 31 December 2017 於二零一七年 十二月三十一日 \$'000 千元	At 31 December 2016 於二零一六年 十二月三十一日 \$'000 千元
<b>Note (iii) Investment funds</b>	<b>註(iii) 投資基金</b>		
<b>Available-for-sale:</b>	<b>可供出售：</b>		
– Listed in Hong Kong	– 在香港上市	9,537	18,880
– Listed outside Hong Kong	– 在香港以外地區上市	30,052	91,758
– Unlisted, at fair value	– 非上市，按公允價值	9,057,477	8,593,140
– Unlisted, at cost	– 非上市，按成本	–	152,617
		<b>9,097,066</b>	<b>8,856,395</b>
<b>Held-for-trading:</b>	<b>持有作交易用途：</b>		
– Listed outside Hong Kong	– 在香港以外地區上市	1,451,505	1,594,017
– Unlisted	– 非上市	5,661,622	12,828,200
		<b>7,113,127</b>	<b>14,422,217</b>
<b>Loans and receivables:</b>	<b>貸款及應收款項</b>		
– Unlisted	– 非上市	7,165,016	7,465,052
<b>Total investment funds</b>	<b>投資基金總額</b>	<b>23,375,209</b>	<b>30,743,664</b>

The Group invests in open-ended or close-ended investment funds with underlying assets of equity, bond or composite funds.

本集團投資開放式或封閉式投資基金，其相關資產包括股票、債券或綜合基金。

		At 31 December 2017 於二零一七年 十二月三十一日 \$'000 千元	At 31 December 2016 於二零一六年 十二月三十一日 \$'000 千元
<b>Note (iv) Debt products</b>	<b>註(iv) 債權產品</b>		
<b>Loans and receivables:</b>	<b>貸款及應收款項</b>		
– Unlisted	– 非上市	88,548,517	75,953,241

# Notes to the Consolidated Financial Statements (Continued)

## 綜合財務報表附註 (續)

(Expressed in Hong Kong dollars)  
(以港幣列示)

### 19 INVESTMENTS IN DEBT AND EQUITY SECURITIES (Continued)

The debt products include debt investments and relevant financial products on infrastructure and property development projects in the PRC and other financial products such as trust schemes and bank financial products, managed by affiliated or unaffiliated asset managers. The debt products will mature from 2018 to 2032 (2016: 2017 to 2031) and bear interest ranging from 1% to 9% (2016: 3% to 9%) per annum. As at 31 December 2017, the majority of debt products held by the Group had PRC credit ratings of AA or above. The fair value of the debt products is determined with reference to the estimated cash flows discounted using current market interest rates as at the end of the reporting period.

The Group has determined that the above interests in debt products are investments in unconsolidated structured entities. As at 31 December 2017, the Group's funding provided and maximum exposure to these unconsolidated structured entities equals the carrying values of the debt products. The size of these debt products amounted to \$445 billion as at 31 December 2017 (2016: \$373 billion).

Analysed for reporting purposes as:

### 19 債務及股本證券投資 (續)

債權產品包括位於中國的基建設施和房地產的債權及相關金融產品及其他金融產品，如信託計劃及銀行理財產品等，由關聯或無關聯資產管理公司管理。債權產品將於二零一八年至二零三二年（二零一六年：二零一七年至二零三一年）到期，其利率為每年1%至9%（二零一六年：3%至9%）。於二零一七年十二月三十一日，本集團持有之主要債權產品的境內信用評級為AA級或以上。債權產品之公允價值乃參考於報告期末按目前市場利率之折算現金流量分析而釐定。

本集團確認上述債權產品的權益為投資於未合併的結構化實體。於二零一七年十二月三十一日，本集團對未合併的結構化實體提供的資金及最大風險金額相等於債權產品的賬面值。該等債權產品於二零一七年十二月三十一日的規模為4,450億元（二零一六年：3,730億元）。

就呈報目的分析：

		At 31 December 2017 於二零一七年 十二月三十一日 \$'000 千元	At 31 December 2016 於二零一六年 十二月三十一日 (Restated) (重列) \$'000 千元
<b>Held-to-maturity</b>	持有至到期日		
– Current	– 當期	5,483,925	2,822,202
– Non-current	– 非當期	175,351,080	129,879,999
<b>Available-for-sale</b>	可供出售		
– Current	– 當期	59,769,632	49,338,176
– Non-current	– 非當期	54,951,702	23,684,476
<b>Held-for trading</b>	持有作交易用途		
– Current	– 當期	20,061,849	18,429,511
<b>Designated at fair value through profit or loss</b>	指定為通過損益以反映公允價值		
– Current	– 當期	535,368	335,192
– Non-current	– 非當期	1,058,335	–
<b>Loans and receivables</b>	貸款及應收款項		
– Current	– 當期	11,209,515	12,617,818
– Non-current	– 非當期	84,504,018	70,800,475
		<b>412,925,424</b>	<b>307,907,849</b>

# Notes to the Consolidated Financial Statements (Continued)

## 綜合財務報表附註 (續)

(Expressed in Hong Kong dollars)  
(以港幣列示)

### 19 INVESTMENTS IN DEBT AND EQUITY SECURITIES (Continued)

As at 31 December 2017, investments in debt and equity securities with total carrying amounts of \$644,331,000 (2016: \$570,691,000) have been pledged in favour of AMCM to guarantee the technical reserves in accordance with the Macau Insurance Ordinance.

As at 31 December 2017, investments in debt and equity securities with total carrying amounts of \$9,955,000 (2016: \$10,028,000) have been set aside as fidelity fund, pursuant to Regulation of the Minister of Finance of the Republic of Indonesia.

### 20 AMOUNTS DUE FROM/(TO) GROUP COMPANIES

#### (a) Due from group companies

	應收最終控股公司款項	At 31 December 2017 於二零一七年十二月三十一日 \$'000 千元	At 31 December 2016 於二零一六年十二月三十一日 (Restated) (重列) \$'000 千元
Amount due from the ultimate holding company	應收最終控股公司款項	7,493	7,337
Amount due from the immediate holding company	應收直接控股公司款項	7,485	6,290
Amount due from a fellow subsidiary	應收同系附屬公司款項	2	2
		<b>14,980</b>	13,629

The amounts due from group companies are unsecured, interest free and repayable on demand.

#### (b) Due to group companies

Amount due to the ultimate holding company	應付最終控股公司款項	6,833	10,661
Amount due to the immediate holding company	應付直接控股公司款項	312,267	11,913
		<b>319,100</b>	22,574

### 19 債務及股本證券投資 (續)

於二零一七年十二月三十一日，賬面值為644,331,000元（二零一六年：570,691,000元）的債務及股本證券投資已根據澳門保險活動管制法例抵押予澳門金融管理局，作為對技術準備金的擔保。

於二零一七年十二月三十一日，賬面值為9,955,000元（二零一六年：10,028,000元）的債務及股本證券投資已根據印度尼西亞共和國財政部監管規定，預留為保證基金。

### 20 應收／（應付）集團內公司款項

#### (a) 應收集團內公司款項

	At 31 December 2017 於二零一七年十二月三十一日 \$'000 千元	At 31 December 2016 於二零一六年十二月三十一日 (Restated) (重列) \$'000 千元
Amount due from the ultimate holding company	7,493	7,337
Amount due from the immediate holding company	7,485	6,290
Amount due from a fellow subsidiary	2	2
	<b>14,980</b>	13,629

應收集團內公司款項均無抵押、免息，並須於要求時償還。

#### (b) 應付集團內公司款項

	At 31 December 2017 於二零一七年十二月三十一日 \$'000 千元	At 31 December 2016 於二零一六年十二月三十一日 (Restated) (重列) \$'000 千元
Amount due to the ultimate holding company	6,833	10,661
Amount due to the immediate holding company	312,267	11,913
	<b>319,100</b>	22,574

# Notes to the Consolidated Financial Statements (Continued)

## 綜合財務報表附註 (續)

(Expressed in Hong Kong dollars)  
(以港幣列示)

### 20 AMOUNTS DUE FROM/(TO) GROUP COMPANIES (Continued)

#### (b) Due to group companies (Continued)

The amount due to the immediate holding company included \$300,000,000 (2016: Nil), which is unsecured, repayable within six months and interest at Hong Kong Interbank Offered Rate ("HIBOR") plus 1.3% per annum. The effective interest rates for the year ended 31 December 2017 were ranging from 2.00% to 2.35% (2016: Nil) per annum.

The remaining amounts due to group companies are unsecured, interest free and repayable on demand.

### 21 INSURANCE DEBTORS

Amounts due from insurance customers 應收保險客戶款項  
Less: allowance for impaired debts 減：減值賬款準備

Deposits retained by cedants 分保人保留的按金

As at 31 December 2017, the amounts of insurance debtors included \$8,124,029,000 (2016: \$6,451,501,000), which is expected to be recovered within one year.

#### (a) Ageing analysis

The following is an ageing analysis of the amounts due from insurance customers:

Neither past due nor impaired 未逾期及未減值  
– Uninvoiced 未開具發票  
– Current 現已到期  
Past due but not impaired 已逾期但無減值  
– Less than 3 months 少於三個月  
– More than 3 months but less than 12 months 超過三個月但少於十二個月  
– More than 12 months 超過十二個月  
Past due and impaired 已逾期及已減值

### 20 應收／(應付)集團內公司款項 (續)

#### (b) 應付集團內公司款項 (續)

應付直接控股公司款項包括300,000,000元(二零一六年：無)，為無抵押、於六個月內償還及年利率為香港銀行同業拆息加1.3%的款項。截至二零一七年十二月三十一日止年度有效年利率為2.00%至2.35% (二零一六年：無)。

其餘的應付集團內公司款項均無抵押、免息，並須於要求時償還。

### 21 保險客戶應收賬款

At 31 December 2017 於二零一七年十二月三十一日 \$'000 千元	At 31 December 2016 於二零一六年十二月三十一日 \$'000 千元
--	--

8,285,035 (123,920)	6,603,660 (126,262)
------------------------	------------------------

8,161,115 391,702	6,477,398 216,237
----------------------	----------------------

8,552,817	6,693,635
-----------	-----------

於二零一七年十二月三十一日，保險客戶應收賬款包括一筆8,124,029,000元(二零一六年：6,451,501,000元)之款項，預期在一年內可以收回。

#### (a) 賬齡分析

應收保險客戶款項賬齡分析如下：

At 31 December 2017 於二零一七年十二月三十一日 \$'000 千元	At 31 December 2016 於二零一六年十二月三十一日 \$'000 千元
--	--

2,927,007 4,358,472	2,194,363 3,678,307
------------------------	------------------------

439,652	363,402
---------	---------

340,055 95,929	196,052 45,274
-------------------	-------------------

123,920	126,262
---------	---------

8,285,035	6,603,660
-----------	-----------

# Notes to the Consolidated Financial Statements (Continued)

## 綜合財務報表附註 (續)

(Expressed in Hong Kong dollars)  
(以港幣列示)

### 21 INSURANCE DEBTORS (Continued)

#### (a) Ageing analysis (Continued)

Amounts due from insurance customers that were neither past due nor impaired relate to a wide range of customers for whom there was no recent history of default.

Amounts due from insurance customers that were past due but not impaired relate to a number of independent policyholders and reinsurers that have a good track record with the Group. Based on past experience, management believes that no impairment allowance is necessary in respect of these balances as there has not been a significant change in credit quality and the balances are still considered fully recoverable. The Group does not hold any collateral over these balances.

As at 31 December 2017, the amount of impaired debts is \$123,920,000 (2016: \$126,262,000). Various actions have been taken to recover the debts, but these debts have not been recovered and hence impairment is provided.

#### (b) Movement in the allowance for impaired debts

At 1 January	於一月一日
Recognition/(reversal) of impairment loss	減值確認/(回撥)
Uncollectible amounts written off	已撇銷不可收回金額
Exchange difference	匯兌差額
At 31 December	於十二月三十一日

### 21 保險客戶應收賬款 (續)

#### (a) 賬齡分析 (續)

應收保險客戶之未逾期及未減值之款項乃與最近並無違約紀錄之一系列客戶有關。

已逾期但無減值之應收保險客戶款項乃與多名與本集團保持良好紀錄的獨立保單持有人及再保險商有關。按照過往經驗，管理層相信，由於信貸質素並無重大變動，且該等結餘仍被視為可全數收回，因此毋須該有關結餘作出減值撥備。本集團並無就該等結餘持有任何抵押品。

於二零一七年十二月三十一日，減值債務為123,920,000元（二零一六年：126,262,000元）。我們已採取各種各樣的行動收回債務，但該些債務仍未收回，因此計提減值。

#### (b) 減值賬款準備變動

	2017 二零一七年 \$'000 千元	2016 二零一六年 \$'000 千元
At 1 January	126,262	125,649
Recognition/(reversal) of impairment loss	(6,580)	7,571
Uncollectible amounts written off	(2,879)	(18)
Exchange difference	7,117	(6,940)
At 31 December	123,920	126,262

## Notes to the Consolidated Financial Statements (Continued)

### 綜合財務報表附註 (續)

(Expressed in Hong Kong dollars)  
(以港幣列示)

#### 22 REINSURERS' SHARE OF INSURANCE CONTRACT PROVISIONS

The reinsurers' share of insurance contract provisions represents the reinsurers' share of life insurance contract liabilities, unearned premium provisions and provision for outstanding claims arising from the life insurance, property and casualty insurance, reinsurance and pension and group life insurance businesses.

#### 22 分保公司應佔保險合約準備

分保公司應佔保險合約準備份額，代表再保險公司於由人壽保險、財產保險、再保險及養老及團體保險業務產生的壽險合約負債、未到期責任準備金及未決賠款準備的份額。

		At 31 December 2017 於二零一七年 十二月三十一日 \$'000 千元	At 31 December 2016 於二零一六年 十二月三十一日 \$'000 千元
Life insurance contract liabilities (Note 27)	壽險合約負債 (附註27)	507,880	1,278,497
Unearned premium provisions (Note 28)	未到期責任準備金 (附註28)	2,431,361	1,739,340
Provision for outstanding claims (Note 29)	未決賠款準備 (附註29)	6,930,047	2,817,677
		<b>9,869,288</b>	<b>5,835,514</b>

#### 23 FINANCE LEASE RECEIVABLES

Finance lease receivables,  
net of unearned finance income  
Less: Provision for impairment losses

應收金融租賃，減未實現  
融資收益  
減：減值準備

		At 31 December 2017 於二零一七年 十二月三十一日 \$'000 千元	At 31 December 2016 於二零一六年 十二月三十一日 \$'000 千元
Finance lease receivables, net of unearned finance income	應收金融租賃，減未實現 融資收益	47,498,674	38,363,715
Less: Provision for impairment losses	減：減值準備	(1,333,007)	(575,456)
		<b>46,165,667</b>	<b>37,788,259</b>

As at 31 December 2017, finance lease receivables include the amounts of \$1,160,912,000 (2016: \$317,908,000) that were pledged to financial institutions for providing security in connection with factoring arrangements.

於二零一七年十二月三十一日，應收金融租賃內包含為數1,160,912,000元（二零一六年：317,908,000元）的款項已抵押予金融機構作為保理安排抵押。



# Notes to the Consolidated Financial Statements (Continued)

## 綜合財務報表附註 (續)

(Expressed in Hong Kong dollars)  
(以港幣列示)

### 24 OTHER ASSETS

### 24 其他資產

		At 31 December 2017 於二零一七年 十二月三十一日	At 31 December 2016 於二零一六年 十二月三十一日 (Restated) (重列)
		\$'000 千元	\$'000 千元
Other debtors and deposits	其他應收賬款及按金	16,277,507	9,611,653
Interest receivables from interest-bearing financial assets	帶利息金融資產之應收利息	6,908,970	5,010,244
Receivables from payment service providers	支付平台服務商應收款	2,016,523	1,545,830
Securities settlement fund	證券清算款	1,689,789	288,412
Prepayments	預付款	785,858	394,822
Prepayments for capital investments	預付投資款	777,033	167,690
Inventories (Note 15(c)) (note (i))	存貨 (附註15(c)) (註(i))	643,941	279,173
Value-added tax prepaid	預付增值稅	552,421	201,917
Deposits for the purchase of property	購入物業之按金	463,922	156,274
Tax certificate paid to Hong Kong Inland Revenue Department	支付予香港稅務局的儲稅券	290,971	162,199
Rental and utility deposits	租金及公共事業按金	158,602	152,299
Receivables from operating lease	經營租賃租金應收款	65,829	-
Assets classified as held-for-sale (Note 15(a)) (note (ii))	分類為持有作出售之資產 (附註15(a)) (註(ii))	8,041	-
Business tax prepaid	預付營業稅	-	210,642
Others	其他	1,915,607	1,042,151
Loans and advances	貸款及墊款	38,088,123	28,586,069
Less: allowance for impaired debts	減：減值賬款準備	54,365,630 (41,293)	38,197,722 (38,728)
		54,324,337	38,158,994

Notes:

- (i) The Group's inventories comprise raw materials, product in progress, other supplemental materials and lands purchased that have been set to be used to build properties for sale by a subsidiary.
- (ii) During the Year, the Group entered the agreements to dispose of two properties located in Hong Kong to independent third parties. The transactions have been subsequently completed in February 2018. Accordingly, these properties were reclassified from the land and buildings to assets classified as held-for-sale as at 31 December 2017.

註：

- (i) 本集團的存貨主要包括原材料、在產品、週轉材料等以及子公司所購入的土地，並已決定將其用於建成以出售為目的的物業。
- (ii) 於本年度內，本集團訂立買賣協議出售兩個位於香港的物業予獨立第三方。該等交易在二零一八年二月已全數完成。因此，此批物業於二零一七年十二月三十一日從土地及建築物轉記分類為持有作出售之資產。

# Notes to the Consolidated Financial Statements (Continued)

## 綜合財務報表附註 (續)

(Expressed in Hong Kong dollars)  
(以港幣列示)

### 24 OTHER ASSETS (Continued)

#### (a) Movement in the allowance for impaired debts:

		2017 二零一七年	2016 二零一六年 (Restated) (重列)
		\$'000 千元	\$'000 千元
At 1 January	於一月一日	38,728	37,402
Impairment losses recognised	已確認減值虧損	1,251	6,798
Impairment losses reversed	減值虧損回撥	(490)	(864)
Impairment losses written off	已撇銷減值虧損	-	(2,644)
Exchange difference	匯兌差異	1,804	(1,964)
At 31 December	於十二月三十一日	41,293	38,728

As at 31 December 2017, the amount of impaired debts is \$41,293,000 (2016 as restated: \$38,728,000).

於二零一七年十二月三十一日，減值債務為41,293,000元（二零一六年，重列：38,728,000元）。

#### (b) Loans and advances are repayable with the following terms:

		At 31 December 2017 於二零一七年 十二月三十一日 \$'000 千元	At 31 December 2016 於二零一六年 十二月三十一日 \$'000 千元	Interest rate 利率
Secured loans: - to policyholders	有抵押按揭貸款： - 給予保單持有人	38,088,123	27,259,517	4.50% - 4.80%
Unsecured loans: - to third parties	無抵押貸款： - 給予第三方	-	1,326,552	-
		38,088,123	28,586,069	
Analysed as: Current	分析： 當期	38,088,123	28,586,069	

### 24 其他資產 (續)

#### (a) 減值賬款準備變動：

	2017 二零一七年	2016 二零一六年 (Restated) (重列)
	\$'000 千元	\$'000 千元
於一月一日	38,728	37,402
已確認減值虧損	1,251	6,798
減值虧損回撥	(490)	(864)
已撇銷減值虧損	-	(2,644)
匯兌差異	1,804	(1,964)
於十二月三十一日	41,293	38,728

於二零一七年十二月三十一日，減值債務為41,293,000元（二零一六年，重列：38,728,000元）。

#### (b) 貸款及墊款的還款期如下：

	At 31 December 2017 於二零一七年 十二月三十一日 \$'000 千元	At 31 December 2016 於二零一六年 十二月三十一日 \$'000 千元	Interest rate 利率
有抵押按揭貸款： - 給予保單持有人	38,088,123	27,259,517	4.50% - 4.80%
無抵押貸款： - 給予第三方	-	1,326,552	-
	38,088,123	28,586,069	
分析： 當期	38,088,123	28,586,069	

# Notes to the Consolidated Financial Statements (Continued)

## 綜合財務報表附註 (續)

(Expressed in Hong Kong dollars)  
(以港幣列示)

### 25 PLEDGED AND RESTRICTED BANK DEPOSITS

As at 31 December 2017, the deposits at banks of \$462,460,000 (2016: \$535,452,000) are pledged to banks to secure letters of credit issued by the bank on behalf of the Group.

As at 31 December 2017, the deposits at banks of \$203,209,000 (2016: \$149,954,000) are restricted from use and set aside as risk reserves, pursuant to the relevant PRC regulations.

As at 31 December 2017, the deposits at banks of \$125,612,000 (2016: Nil) are restricted from use and set aside as guarantee deposits for the issue of bank acceptance bills.

In accordance with relevant regulations, a subsidiary which engages in financial leasing business is required to place reserve deposits with the People's Bank of China for term deposits. As at 31 December 2017, the reserve deposits with the amount of \$41,870,000 (2016: Nil) are calculated at 7% of total deposits received. The reserve deposits are not available for use by the Group in its day to day operations.

All the pledged and restricted bank deposits are expected to be settled within one year.

### 26 CASH AND CASH EQUIVALENTS

### 25 已抵押及受限制銀行存款

於二零一七年十二月三十一日，銀行存款中為數462,460,000元(二零一六年：535,452,000元)已抵押予銀行作為銀行代表本集團發出保函提供保證。

於二零一七年十二月三十一日，銀行存款中為數203,209,000元(二零一六年：149,954,000元)為受限使用，根據中國有關規定撥為風險準備金。

於二零一七年十二月三十一日，銀行存款中為數125,612,000元(二零一六年：無)為受限使用，作為出具銀行承兌匯票的保證金。

本集團從事金融租賃業務的子公司按規定向中國人民銀行繳存存款準備金。於二零一七年十二月三十一日，存款準備金共計41,870,000元(二零一六年：無)，其繳存比例為已收取存款總額的7%。本集團的存放中央銀行存款準備金不能用於日常經營。

所有的已抵押及受限制銀行存款預計在一年內支付。

### 26 現金及現金等價物

		At 31 December 2017 於二零一七年 十二月三十一日 \$'000 千元	At 31 December 2016 於二零一六年 十二月三十一日 (Restated) (重列) \$'000 千元
Deposits with banks and other financial institutions with original maturity less than three months	原到期日少於三個月的銀行及其他財務機構存款	11,895,170	16,714,496
Money market fund	貨幣市場基金	51	229,667
Cash at bank and on hand	銀行及庫存現金	27,370,036	21,612,793
Total	合計	39,265,257	38,556,956

# Notes to the Consolidated Financial Statements (Continued)

## 綜合財務報表附註 (續)

(Expressed in Hong Kong dollars)  
(以港幣列示)

### 27 LIFE INSURANCE CONTRACT LIABILITIES

### 27 壽險合約負債

		2017 二零一七年			2016 二零一六年		
		Gross 總額 \$'000 千元	Reinsurers' share 再保險 公司份額 \$'000 千元	Net 淨額 \$'000 千元	Gross 總額 \$'000 千元	Reinsurers' share 再保險 公司份額 \$'000 千元	Net 淨額 \$'000 千元
Balance as at 1 January	於一月一日結餘	291,843,971	(1,278,497)	290,565,474	254,020,785	(29,641,207)	224,379,578
Premiums written during the year	年內承保費	135,525,812	(702,850)	134,822,962	114,656,762	(1,188,367)	113,468,395
Benefits paid and others	給付支出及其他	(65,625,201)	1,491,854	(64,133,347)	(58,439,000)	28,901,954	(29,537,046)
Exchange difference	匯兌調整	22,170,255	(18,387)	22,151,868	(18,394,576)	649,123	(17,745,453)
Balance as at 31 December	於十二月三十一日結餘	383,914,837	(507,880)	383,406,957	291,843,971	(1,278,497)	290,565,474

Material judgement is required in determining insurance contract liabilities and in choosing discount rates/investment return, mortality, morbidity, lapse rates, policy dividend, and expenses assumptions relating to long term life insurance contracts. Such assumptions should be determined based on current information available at the end of the reporting period.

By reference to the current information available and past experiences, the Group has updated the valuation assumptions, including the discount rate assumptions as at 31 December 2017 using a combination of base yield curves and corresponding spreads. The changes of accounting estimates have resulted in a reduction of life insurance contract liabilities of HK\$1,791 million as at 31 December 2017.

本集團在計量長期人身險保險合同的保險責任準備金過程中須對折現率／投資收益率、死亡率、發病率、退保率、保單紅利假設及費用假設等作出合理估計與判斷。這些計量假設需以資產負債表日可獲取的當前資訊及過往實際經驗為基礎確定。

參考可獲取的當前資訊和過去的經驗，本集團已更新估值假設，包括採用基準收益率曲線及溢價組合更新於二零一七年十二月三十一日的折現率假設。於二零一七年十二月三十一日，會計估計的變化導致壽險合約負債減少17.91億元。

# Notes to the Consolidated Financial Statements (Continued)

## 綜合財務報表附註 (續)

(Expressed in Hong Kong dollars)  
(以港幣列示)

### 27 LIFE INSURANCE CONTRACT LIABILITIES (Continued)

#### Key assumptions used in estimating the life insurance contract liabilities

The insurance contract provisions have been established based upon the following key assumptions:

- Spot discount rates which vary by the type of contract ranged from 2.96% to 4.65% (2016: 2.78% to 4.29%);
- Mortality/morbidity rates based on the China Life Insurance Mortality Table (2000-2003) and China Life Insurance Experience Critical Illness Table (2006-2010); and
- Lapse rates based on pricing assumptions, with reference to management's expectation upon assessment of the actual experience.

#### Sensitivities of changes in key assumptions:

Assumptions 假設	Change in assumptions 當假設變化	Impact on profit after tax and total equity 對除稅後溢利及總權益的影響		
		31 December 2017 二零一七年十二月三十一日 \$'000 千元	31 December 2016 二零一六年十二月三十一日 \$'000 千元	
Discount rate	折現率	+0.25%	6,385,127	3,832,118
Discount rate	折現率	-0.25%	(6,914,918)	(4,230,379)
Mortality rate	死亡率	+10%	(2,597,133)	(1,792,377)
Mortality rate	死亡率	-10%	2,666,684	1,835,593
Lapse rate	退保率	+10%	2,716,705	2,420,618
Lapse rate	退保率	-10%	(2,922,266)	(2,602,523)

### 27 壽險合約負債 (續)

#### 評估壽險合約負債採納的主要假設

壽險合約的儲備乃基於以下主要假設而作出：

- 即期折現率隨合約種類在2.96%至4.65% (二零一六年：2.78%至4.29%)的範圍內變動；
- 死亡率／發病率根據中國人壽保險業經驗生命表計算(2000-2003)及根據《中國人身保險業重大疾病經驗發生率表(2006-2010)》為基礎，結合對歷史經驗的分析和對未來經驗的預測來確定重大疾病保險的發病率假設；及
- 退保率的計算以定價假設為基礎，並參考實際經驗並結合管理層對未來的預期。

#### 主要假設變動的敏感度：

# Notes to the Consolidated Financial Statements (Continued)

## 綜合財務報表附註 (續)

(Expressed in Hong Kong dollars)  
(以港幣列示)

### 28 UNEARNED PREMIUM PROVISIONS

### 28 未到期責任準備金

		At 31 December 2017 於二零一七年十二月三十一日			At 31 December 2016 於二零一六年十二月三十一日		
		Reinsurers' share			Reinsurers' share		
		Gross	share	Net	Gross	share	Net
		總額	再保險	淨額	總額	再保險	淨額
		\$'000	公司份額	\$'000	\$'000	公司份額	\$'000
		千元	千元	千元	千元	千元	千元
Life insurance (note (i))	人壽保險 (註(i))	1,392,110	(253,473)	1,138,637	752,558	(103,684)	648,874
PRC property and casualty insurance (note (ii))	境內財產保險 (註(ii))	9,801,591	(1,207,904)	8,593,687	7,313,393	(833,627)	6,479,766
Overseas property and casualty insurance (note (iii))	境外財產保險 (註(iii))	1,739,423	(551,447)	1,187,976	1,653,764	(468,712)	1,185,052
Reinsurance (note (iv))	再保險 (註(iv))	1,977,871	(254,960)	1,722,911	1,509,123	(199,670)	1,309,453
Pension and group life (note (v))	養老及團體保險 (註(v))	755,104	(163,577)	591,527	586,615	(133,647)	452,968
		<b>15,666,099</b>	<b>(2,431,361)</b>	<b>13,234,738</b>	<b>11,815,453</b>	<b>(1,739,340)</b>	<b>10,076,113</b>

Notes:

(i) Analysis of movement in the unearned premium provisions for the life insurance business:

註:

(i) 人壽保險業務的未到期責任準備金變化分析:

		2017 二零一七年 Reinsurers' share			2016 二零一六年 Reinsurers' share		
		Gross	share	Net	Gross	share	Net
		總額	再保險	淨額	總額	再保險	淨額
		\$'000	公司份額	\$'000	\$'000	公司份額	\$'000
		千元	千元	千元	千元	千元	千元
Balance as at 1 January	於一月一日結餘	752,558	(103,684)	648,874	399,247	(96,088)	303,159
Premiums written during the year	年內承保保費	5,060,761	(796,710)	4,264,051	3,377,863	(274,737)	3,103,126
Premiums earned during the year	年內已賺取保費	(4,495,295)	659,370	(3,835,925)	(2,981,638)	260,411	(2,721,227)
Exchange difference	匯兌調整	74,086	(12,449)	61,637	(42,914)	6,730	(36,184)
Balance as at 31 December	於十二月三十一日結餘	<b>1,392,110</b>	<b>(253,473)</b>	<b>1,138,637</b>	<b>752,558</b>	<b>(103,684)</b>	<b>648,874</b>

(ii) Analysis of movement in the unearned premium provisions for the PRC property and casualty insurance business:

(ii) 境內財產保險業務的未到期責任準備金變化分析:

		2017 二零一七年 Reinsurers' share			2016 二零一六年 Reinsurers' share		
		Gross	share	Net	Gross	share	Net
		總額	再保險	淨額	總額	再保險	淨額
		\$'000	公司份額	\$'000	\$'000	公司份額	\$'000
		千元	千元	千元	千元	千元	千元
Balance as at 1 January	於一月一日結餘	7,313,393	(833,627)	6,479,766	7,244,712	(813,016)	6,431,696
Premiums written during the year	年內承保保費	26,098,974	(3,922,701)	22,176,273	21,300,748	(2,673,370)	18,627,378
Premiums earned during the year	年內已賺取保費	(24,195,275)	3,618,344	(20,576,931)	(20,790,891)	2,613,994	(18,176,897)
Exchange difference	匯兌調整	584,499	(69,920)	514,579	(441,176)	38,765	(402,411)
Balance as at 31 December	於十二月三十一日結餘	<b>9,801,591</b>	<b>(1,207,904)</b>	<b>8,593,687</b>	<b>7,313,393</b>	<b>(833,627)</b>	<b>6,479,766</b>

# Notes to the Consolidated Financial Statements (Continued)

## 綜合財務報表附註 (續)

(Expressed in Hong Kong dollars)  
(以港幣列示)

### 28 UNEARNED PREMIUM PROVISIONS (Continued)

### 28 未到期責任準備金 (續)

Notes: (Continued)

註：(續)

(iii) Analysis of movement in the unearned premium provisions for the overseas property and casualty insurance business:

(iii) 境外財產保險業務的未到期責任準備金變化分析：

		2017 二零一七年			2016 二零一六年		
		Gross 總額 \$'000 千元	Reinsurers' share 再保險 公司份額 \$'000 千元	Net 淨額 \$'000 千元	Gross 總額 \$'000 千元	Reinsurers' share 再保險 公司份額 \$'000 千元	Net 淨額 \$'000 千元
Balance as at 1 January	於一月一日結餘	1,653,764	(468,712)	1,185,052	1,427,028	(361,049)	1,065,979
Premiums written during the year	年內承保保費	4,776,625	(1,360,519)	3,416,106	4,354,074	(1,254,948)	3,099,126
Premiums earned during the year	年內已賺取保費	(4,732,328)	1,283,270	(3,449,058)	(4,084,231)	1,127,898	(2,956,333)
Exchange difference	匯兌調整	41,362	(5,486)	35,876	(43,107)	19,387	(23,720)
Balance as at 31 December	於十二月三十一日結餘	1,739,423	(551,447)	1,187,976	1,653,764	(468,712)	1,185,052

(iv) Analysis of movement in the unearned premium provisions for the reinsurance business:

(iv) 再保險業務的未到期責任準備金變化分析：

		2017 二零一七年			2016 二零一六年		
		Gross 總額 \$'000 千元	Reinsurers' share 再保險 公司份額 \$'000 千元	Net 淨額 \$'000 千元	Gross 總額 \$'000 千元	Reinsurers' share 再保險 公司份額 \$'000 千元	Net 淨額 \$'000 千元
Balance as at 1 January	於一月一日結餘	1,509,123	(199,670)	1,309,453	1,502,718	(191,419)	1,311,299
Premiums written during the year	年內承保保費	6,767,792	(1,034,325)	5,733,467	5,070,757	(725,576)	4,345,181
Premiums earned during the year	年內已賺取保費	(6,347,278)	974,730	(5,372,548)	(5,014,702)	709,020	(4,305,682)
Exchange difference	匯兌調整	48,234	4,305	52,539	(49,650)	8,305	(41,345)
Balance as at 31 December	於十二月三十一日結餘	1,977,871	(254,960)	1,722,911	1,509,123	(199,670)	1,309,453

(v) Analysis of movement in the unearned premium provisions for pension and group life business:

(v) 養老及團體保險業務的未到期責任準備金變化分析：

		2017 二零一七年			2016 二零一六年		
		Gross 總額 \$'000 千元	Reinsurers' share 再保險 公司份額 \$'000 千元	Net 淨額 \$'000 千元	Gross 總額 \$'000 千元	Reinsurers' share 再保險 公司份額 \$'000 千元	Net 淨額 \$'000 千元
Balance as at 1 January	於一月一日結餘	586,615	(133,647)	452,968	544,567	(129,131)	415,436
Premiums written during the year	年內承保保費	2,703,278	(447,616)	2,255,662	2,405,631	(397,724)	2,007,907
Premiums earned during the year	年內已賺取保費	(2,580,542)	427,802	(2,152,740)	(2,325,488)	384,428	(1,941,060)
Exchange difference	匯兌調整	45,753	(10,116)	35,637	(38,095)	8,780	(29,315)
Balance as at 31 December	於十二月三十一日結餘	755,104	(163,577)	591,527	586,615	(133,647)	452,968

# Notes to the Consolidated Financial Statements (Continued)

## 綜合財務報表附註 (續)

(Expressed in Hong Kong dollars)  
(以港幣列示)

### 29 PROVISION FOR OUTSTANDING CLAIMS

### 29 未決賠款準備

		At 31 December 2017 於二零一七年十二月三十一日			At 31 December 2016 於二零一六年十二月三十一日		
		Reinsurers' share			Reinsurers' share		
		Gross	再保險	Net	Gross	再保險	Net
		總額	公司份額	淨額	總額	公司份額	淨額
		\$'000	\$'000	\$'000	\$'000	\$'000	\$'000
		千元	千元	千元	千元	千元	千元
Life insurance	人壽保險	389,061	(9,017)	380,044	288,775	(9,180)	279,595
PRC property and casualty insurance (note (i))	境內財產保險 (註(i))	7,026,411	(1,178,846)	5,847,565	5,583,954	(898,286)	4,685,668
Overseas property and casualty insurance (note (ii))	境外財產保險 (註(ii))	8,049,471	(4,138,800)	3,910,671	4,703,193	(1,134,107)	3,569,086
Reinsurance (note (iii))	再保險 (註(iii))	7,172,108	(1,448,671)	5,723,437	5,556,435	(654,114)	4,902,321
Pension and group life (note (iv))	養老及團體保險 (註(iv))	753,011	(154,713)	598,298	583,701	(121,990)	461,711
		<b>23,390,062</b>	<b>(6,930,047)</b>	<b>16,460,015</b>	<b>16,716,058</b>	<b>(2,817,677)</b>	<b>13,898,381</b>

Notes:

(i) Analysis of movement in the provision for outstanding claims for the PRC property and casualty insurance business:

註:

(i) 境內財產保險業務的未決賠款準備變化分析:

		2017 二零一七年			2016 二零一六年		
		Reinsurers' share			Reinsurers' share		
		Gross	再保險	Net	Gross	再保險	Net
		總額	公司份額	淨額	總額	公司份額	淨額
		\$'000	\$'000	\$'000	\$'000	\$'000	\$'000
		千元	千元	千元	千元	千元	千元
Balance as at 1 January	於一月一日結餘	5,583,954	(898,286)	4,685,668	5,545,482	(1,070,387)	4,475,095
Claims paid during the year	年內已付賠款	(11,214,397)	1,420,955	(9,793,442)	(10,338,342)	(193,487)	(10,531,829)
Claims incurred/provision during the year (note)	年內索賠/提取準備 (註)	12,216,878	(1,630,635)	10,586,243	10,750,935	302,547	11,053,482
Exchange difference	匯兌調整	439,976	(70,880)	369,096	(374,121)	63,041	(311,080)
Balance as at 31 December	於十二月三十一日結餘	<b>7,026,411</b>	<b>(1,178,846)</b>	<b>5,847,565</b>	<b>5,583,954</b>	<b>(898,286)</b>	<b>4,685,668</b>

Note: As at 31 December 2017, the balance of provision for outstanding claims includes the provision for agricultural insurance liabilities amounting to \$5,945,000 (2016: \$3,013,000).

註: 於二零一七年十二月三十一日, 未決賠款準備餘額內包含一筆為數5,945,000元(二零一六年: 3,013,000元)的農業保險準備金。



# Notes to the Consolidated Financial Statements (Continued)

## 綜合財務報表附註 (續)

(Expressed in Hong Kong dollars)  
(以港幣列示)

### 29 PROVISION FOR OUTSTANDING CLAIMS (Continued)

Notes: (Continued)

(ii) Analysis of movement in the provision for outstanding claims for the overseas property and casualty insurance business:

		2017 二零一七年			2016 二零一六年		
		Gross 總額 \$'000 千元	Reinsurers' share 再保險 公司份額 \$'000 千元	Net 淨額 \$'000 千元	Gross 總額 \$'000 千元	Reinsurers' share 再保險 公司份額 \$'000 千元	Net 淨額 \$'000 千元
Balance as at 1 January	於一月一日結餘	4,703,193	(1,134,107)	3,569,086	4,636,576	(1,147,054)	3,489,522
Claims paid during the year	年內已付賠款	(2,284,259)	706,549	(1,577,710)	(1,699,127)	375,351	(1,323,776)
Claims incurred during the year	年內索賠	5,550,545	(3,693,802)	1,856,743	1,825,141	(380,446)	1,444,695
Exchange difference	匯兌調整	79,992	(17,440)	62,552	(59,397)	18,042	(41,355)
Balance as at 31 December	於十二月三十一日結餘	8,049,471	(4,138,800)	3,910,671	4,703,193	(1,134,107)	3,569,086

(iii) Analysis of movement in the provision for outstanding claims for the reinsurance business:

		2017 二零一七年			2016 二零一六年		
		Gross 總額 \$'000 千元	Reinsurers' share 再保險 公司份額 \$'000 千元	Net 淨額 \$'000 千元	Gross 總額 \$'000 千元	Reinsurers' share 再保險 公司份額 \$'000 千元	Net 淨額 \$'000 千元
Balance as at 1 January	於一月一日結餘	5,556,435	(654,114)	4,902,321	5,032,904	(586,915)	4,445,989
Claims paid during the year	年內已付賠款	(3,236,832)	192,199	(3,044,633)	(2,597,963)	191,608	(2,406,355)
Claims incurred during the year	年內索賠	4,763,990	(967,020)	3,796,970	3,232,708	(275,920)	2,956,788
Exchange difference	匯兌調整	88,515	(19,736)	68,779	(111,214)	17,113	(94,101)
Balance as at 31 December	於十二月三十一日結餘	7,172,108	(1,448,671)	5,723,437	5,556,435	(654,114)	4,902,321

(iv) Analysis of movement in the provision for outstanding claims for pension and group life business:

		2017 二零一七年			2016 二零一六年		
		Gross 總額 \$'000 千元	Reinsurers' share 再保險 公司份額 \$'000 千元	Net 淨額 \$'000 千元	Gross 總額 \$'000 千元	Reinsurers' share 再保險 公司份額 \$'000 千元	Net 淨額 \$'000 千元
Balance as at 1 January	於一月一日結餘	583,701	(121,990)	461,711	519,156	(108,854)	410,302
Claims paid during the year	年內已付賠款	(1,942,934)	308,363	(1,634,571)	(1,504,435)	270,188	(1,234,247)
Claims incurred during the year	年內索賠	2,066,657	(331,656)	1,735,001	1,606,434	(291,159)	1,315,275
Exchange difference	匯兌調整	45,587	(9,430)	36,157	(37,454)	7,835	(29,619)
Balance as at 31 December	於十二月三十一日結餘	753,011	(154,713)	598,298	583,701	(121,990)	461,711

### 29 未決賠款準備 (續)

註：(續)

(ii) 境外財產保險業務的未決賠款準備變化分析：

(iii) 再保險業務的未決賠款準備變化分析：

(iv) 養老及團體保險業務的未決賠款準備變化分析：

# Notes to the Consolidated Financial Statements (Continued)

## 綜合財務報表附註 (續)

(Expressed in Hong Kong dollars)  
(以港幣列示)

### 30 INVESTMENT CONTRACT LIABILITIES

#### (a) Unit-linked products

		2017 二零一七年 \$'000 千元	2016 二零一六年 \$'000 千元
Balance as at 1 January	於一月一日結餘	1,206,983	1,780,194
Premiums received during the year	年內已收保費	61,450	89,949
Investment gain/(loss) allocated to investment contracts	分配至投資合約之投資收益/ (虧損)	230,965	(365,926)
Surrenders and others	退保及其他	(195,493)	(205,723)
Exchange difference	匯兌調整	88,269	(91,511)
Balance as at 31 December	於十二月三十一日結餘	<b>1,392,174</b>	1,206,983

#### (b) Universal life and other products

		2017 二零一七年 \$'000 千元	2016 二零一六年 \$'000 千元
Balance as at 1 January	於一月一日結餘	21,229,822	16,982,379
Premiums received during the year	年內已收保費	8,714,398	8,516,127
Interest allocated to investment contracts, net of management fee	分配至投資合約之利益， 減管理費	1,058,590	717,010
Surrenders and others	退保及其他	(3,176,950)	(3,759,281)
Exchange difference	匯兌調整	1,496,192	(1,226,413)
Balance as at 31 December	於十二月三十一日結餘	<b>29,322,052</b>	21,229,822

### 30 投資合約負債

#### (a) 投資連結產品

		2017 二零一七年 \$'000 千元	2016 二零一六年 \$'000 千元
Balance as at 1 January	於一月一日結餘	1,206,983	1,780,194
Premiums received during the year	年內已收保費	61,450	89,949
Investment gain/(loss) allocated to investment contracts	分配至投資合約之投資收益/ (虧損)	230,965	(365,926)
Surrenders and others	退保及其他	(195,493)	(205,723)
Exchange difference	匯兌調整	88,269	(91,511)
Balance as at 31 December	於十二月三十一日結餘	<b>1,392,174</b>	1,206,983

#### (b) 萬能壽險及其他產品

		2017 二零一七年 \$'000 千元	2016 二零一六年 \$'000 千元
Balance as at 1 January	於一月一日結餘	21,229,822	16,982,379
Premiums received during the year	年內已收保費	8,714,398	8,516,127
Interest allocated to investment contracts, net of management fee	分配至投資合約之利益， 減管理費	1,058,590	717,010
Surrenders and others	退保及其他	(3,176,950)	(3,759,281)
Exchange difference	匯兌調整	1,496,192	(1,226,413)
Balance as at 31 December	於十二月三十一日結餘	<b>29,322,052</b>	21,229,822

# Notes to the Consolidated Financial Statements (Continued)

## 綜合財務報表附註 (續)

(Expressed in Hong Kong dollars)  
(以港幣列示)

### 31 DEFERRED TAX ASSETS AND LIABILITIES

### 31 遞延稅項資產及負債

#### (a) Deferred tax assets and liabilities recognised:

The movement in deferred tax assets and liabilities during the year without taking into consideration (prior to the offsetting of balances within the same taxation jurisdiction) is as follows:

#### (a) 已確認遞延稅項資產及負債：

在綜合財務狀況表所確認的遞延稅項資產和負債（與同一徵稅地區之結餘抵銷前）的組合及本年度的變動情況如下：

Deferred tax arising from:	遞延稅項來自：	Difference in depreciation allowances and related depreciation	Revaluation of properties	Fair value adjustment arising from business combination of available-securities	Fair value adjustment of available-securities	Life insurance contract liabilities	Unused tax losses	Securities held for trading	Others	Total
		折舊免稅額與相關折舊的差異	物業重估	業務合併而引起之公允價值調整	可供出售證券公允價值調整	壽險合約負債	未動用稅項虧損	持有作交易用途證券	其他	總額
		\$'000 千元	\$'000 千元	\$'000 千元	\$'000 千元	\$'000 千元	\$'000 千元	\$'000 千元	\$'000 千元	\$'000 千元
At 1 January 2017	於二零一七年一月一日	(69,253)	(2,156,244)	(79,222)	491,829	(660,285)	74,129	(136,763)	1,352,070	(1,183,739)
(Charged)/credited to consolidated statement of profit or loss	(支出)/抵免於綜合損益表	(2,663)	(14,501)	-	89,069	107,331	67,551	(70,864)	397,287	573,210
Credited/(charged) to other comprehensive income	抵免/(支出)於其他全面收益列入	-	(1,467)	-	(868,646)	-	-	-	-	(870,113)
Exchange difference	匯兌調整	584	(151,520)	-	37,780	(41,670)	435	(12,661)	105,285	(61,767)
At 31 December 2017	於二零一七年十二月三十一日	(71,332)	(2,323,732)	(79,222)	(249,968)	(594,624)	142,115	(220,288)	1,854,642	(1,542,409)
At 1 January 2016 (Originally reported)	於二零一六年一月一日 (如前呈列)	(2,029)	(2,127,181)	(79,222)	(1,902,467)	(1,022,702)	211,339	(299,733)	1,391,913	(3,830,082)
Effect of merger accounting	合併會計之影響	-	(25,702)	-	(203,002)	-	-	-	(38,365)	(267,069)
At 1 January 2016 (Restated)	於二零一六年一月一日 (重列)	(2,029)	(2,152,883)	(79,222)	(2,105,469)	(1,022,702)	211,339	(299,733)	1,353,548	(4,097,151)
(Charged)/credited to consolidated statement of profit or loss	(支出)/抵免於綜合損益表	(66,327)	(136,875)	-	245,203	311,383	(132,775)	150,232	85,978	456,819
Credited/(charged) to other comprehensive income	抵免/(支出)於其他全面收益列入	-	(3,474)	-	2,242,153	-	-	-	-	2,238,679
Exchange difference	匯兌調整	(897)	136,988	-	109,942	51,034	(4,435)	12,738	(87,456)	217,914
At 31 December 2016 (Restated)	於二零一六年十二月三十一日 (重列)	(69,253)	(2,156,244)	(79,222)	491,829	(660,285)	74,129	(136,763)	1,352,070	(1,183,739)

# Notes to the Consolidated Financial Statements (Continued)

## 綜合財務報表附註 (續)

(Expressed in Hong Kong dollars)  
(以港幣列示)

### 31 DEFERRED TAX ASSETS AND LIABILITIES (Continued)

#### (a) Deferred tax assets and liabilities recognised: (Continued)

	At 31 December 2017 於二零一七年 十二月三十一日	At 31 December 2016 於二零一六年 十二月三十一日 (Restated) (重列)
	\$'000 千元	\$'000 千元
Net deferred tax assets recognised in the consolidated statement of financial position 已確認於綜合財務狀況表的遞延稅項資產淨額	1,186,933	687,189
Net deferred tax liabilities recognised in the consolidated statement of financial position 已確認於綜合財務狀況表的遞延稅項負債淨額	(2,729,342)	(1,870,928)
	<b>(1,542,409)</b>	<b>(1,183,739)</b>

#### (b) Deferred tax assets not recognised

As at 31 December 2017, the Group did not recognise deferred tax assets in respect of certain tax losses of \$2,575,739,000 (2016: \$2,117,871,000) and certain temporary differences of \$74,844,000 (2016: \$28,117,000). \$348,204,000 (2016: \$184,718,000) of the total tax losses can be carried forward up to five years after the year in which the loss was originated to offset future taxable profits, while the remaining tax losses and temporary difference do not expire under current tax legislation.

### 31 遞延稅項資產及負債 (續)

#### (a) 已確認遞延稅項資產及負債: (續)

	At 31 December 2017 於二零一七年 十二月三十一日	At 31 December 2016 於二零一六年 十二月三十一日 (Restated) (重列)
	\$'000 千元	\$'000 千元
Net deferred tax assets recognised in the consolidated statement of financial position 已確認於綜合財務狀況表的遞延稅項資產淨額	1,186,933	687,189
Net deferred tax liabilities recognised in the consolidated statement of financial position 已確認於綜合財務狀況表的遞延稅項負債淨額	(2,729,342)	(1,870,928)
	<b>(1,542,409)</b>	<b>(1,183,739)</b>

#### (b) 未確認的遞延稅項資產

於二零一七年十二月三十一日，本集團未有確認2,575,739,000元（二零一六年：2,117,871,000元）之稅項虧損及74,844,000元（二零一六年：28,117,000元）的暫時性差異而產生的遞延稅項資產。348,204,000元（二零一六年：184,718,000元）稅項虧損總額可以在發生虧損年起計，最多不多於五年，用作抵銷未來之應評稅利潤，尚餘的稅項虧損額及暫時性差異在目前的稅務條例則並無期限。

# Notes to the Consolidated Financial Statements (Continued)

## 綜合財務報表附註 (續)

(Expressed in Hong Kong dollars)  
(以港幣列示)

### 32 INTEREST-BEARING NOTES

### 32 需付息票據

		At 31 December 2017 於二零一七年 十二月三十一日 \$'000 千元	At 31 December 2016 於二零一六年 十二月三十一日 \$'000 千元
USD notes (note (a))	美元票據 (註(a))	2,297,120	2,278,962
RMB subordinated notes (note (b))	人民幣次級票據 (註(b))	239,260	223,586
RMB subordinated notes (note (c))	人民幣次級票據 (註(c))	1,076,671	1,006,137
USD notes (note (d))	美元票據 (註(d))	2,345,061	2,326,524
		<b>5,958,112</b>	<b>5,835,209</b>

**Notes:**

- (a) On 22 November 2012, China Taiping Capital Limited, a subsidiary of the Group issued 4.125% notes for the principal amount of USD300,000,000 at a discount of 0.728%. The notes are listed on The Stock Exchange of Hong Kong Limited and will mature on 21 November 2022 but the notes can be redeemed at any time at par plus accrued interest and premium at the discretion of the subsidiary. Interest on the notes is payable semi-annually in arrears. The Directors considered that the fair value of redemption option of notes issued is insignificant and not recognised in the financial statements.

The notes may be redeemed by the subsidiary, at its option, at any time at par plus accrued interest, in the event of certain tax changes as described under "Conditions of the Notes – Redemption and Purchase" in the offering circular dated 14 November 2012.

The notes issued are unconditionally and irrevocably guaranteed by the Company.

- (b) On 26 December 2013, TPI, a subsidiary of the Group issued 6.0% subordinated notes at par for the principal amount of RMB200,000,000. The notes will mature in December 2023 but the notes can be redeemed at the fifth anniversary year of the issue date at par value at the discretion of TPI. Interest on the notes is payable annually in arrears.

The notes issued are free of any collateral and guarantee.

**註:**

- (a) 於二零一二年十一月二十二日，本集團一家附屬公司China Taiping Capital Limited以折讓0.728%發行了本金價值300,000,000美元4.125%的票據。票據在香港證券交易所上市，並將於二零一二年十一月二十一日到期，但票據可由附屬公司酌情於任何時間以票面值加上累計利息及溢價贖回。票據利息每半年於期末支付。董事認為票據發行的贖回選擇權之公允價值並不重大及並無確認於財務報表內。

如二零一二年十一月十四日發行通函「票據的條件—購買及贖回」內文所提及有關某些稅項改變發生之時，附屬公司有權在任何時間以票面值加上應計利息把票據贖回。

票據由本公司提供無條件及不可撤銷的擔保。

- (b) 於二零一三年十二月二十六日，本集團一家附屬公司太平財險以票面值發行了本金價值人民幣200,000,000元6.0%的次級票據。票據將於二零二三年十二月贖回，但票據可以由太平財險酌定於發行日的第五週年以票面值贖回。票據利息每年於期末支付。

票據並無任何抵押品及擔保。

# Notes to the Consolidated Financial Statements (Continued)

## 綜合財務報表附註 (續)

(Expressed in Hong Kong dollars)  
(以港幣列示)

### 32 INTEREST-BEARING NOTES (Continued)

Notes: (Continued)

- (c) During the first quarter of 2014, TPI, a subsidiary of the Group issued 6.0% subordinated notes at par for the principal amount of RMB900,000,000. The notes will mature during the first quarter of 2024 but the notes can be redeemed at the fifth anniversary year of the issue date at par value at the discretion of TPI. Interest on the notes is payable annually in arrears.

The notes issued are free of any collateral and guarantee.

- (d) On 2 October 2013, China Taiping Fortunes Limited, a subsidiary of the Group issued 6.0% notes for the principal amount of USD300,000,000 at par. The notes will mature on 2 October 2028. Interest on the notes is payable semi-annually in arrears.

The notes issued are unconditionally and irrevocably guaranteed by the Company.

The following subsidiary had issued interest-bearing notes, some of which are held by the Group:

### 32 需付息票據 (續)

註：(續)

- (c) 在二零一四年第一季度期間，本集團一家附屬公司太平財險以票面值發行了本金價值人民幣900,000,000元6.0%的次級票據。票據將於二零二四年第一季度贖回，但票據可以由太平財險酌定於發行日的第五週年以票面值贖回。票據利息每年於期末支付。

票據並無任何抵押品及擔保。

- (d) 於二零一三年十月二日，本集團一家附屬公司China Taiping Fortunes Limited以票面值發行了本金價值300,000,000美元6.0%的票據。票據將於二零二八年十月二日到期。票據利息每半年於期末支付。

票據由本公司提供無條件及不可撤銷的擔保。

本集團持有部份由下列附屬公司發行的需付息票據：

	At 31 December 2017 於二零一七年十二月三十一日		
	Held by Group 由本集團持有 \$'000 千元	Held by third parties 由第三方持有 \$'000 千元	Total 總額 \$'000 千元
China Taiping Capital Limited	47,941	2,297,120	2,345,061
	At 31 December 2016 於二零一六年十二月三十一日		
	Held by Group 由本集團持有 \$'000 千元	Held by third parties 由第三方持有 \$'000 千元	Total 總額 \$'000 千元
China Taiping Capital Limited	47,562	2,278,962	2,326,524

# Notes to the Consolidated Financial Statements (Continued)

## 綜合財務報表附註 (續)

(Expressed in Hong Kong dollars)  
(以港幣列示)

### 33 INSURANCE CREDITORS

		At 31 December 2017 於二零一七年 十二月三十一日 \$'000 千元	At 31 December 2016 於二零一六年 十二月三十一日 \$'000 千元
Amounts due to insurance customers/creditors	應付保險客戶款項	7,122,845	5,304,268
Amounts due to insurance intermediaries	應付保險中介款項	2,940,284	2,202,469
Deposits retained from retrocessionaires	轉分保險人保留的按金	1,408,269	842,431
Surrender payable	應付退保金	471	635
Prepaid premiums received	預收保費	23,560,812	21,115,283
		<b>35,032,681</b>	<b>29,465,086</b>

All of the amounts due to insurance creditors are expected to be settled within one year.

The following is an ageing analysis of the amounts due to insurance customers/creditors:

		At 31 December 2017 於二零一七年 十二月三十一日 \$'000 千元	At 31 December 2016 於二零一六年 十二月三十一日 \$'000 千元
Current	現時	5,272,811	4,491,824
More than 3 months but less than 12 months	超過三個月但少於十二個月	1,489,227	544,787
More than 12 months	超過十二個月	360,807	267,657
		<b>7,122,845</b>	<b>5,304,268</b>

### 34 OTHER PAYABLES AND ACCRUALS

Other payables and accruals included the term deposit from a non-controlling shareholder of \$598,151,000 in respect of financial leasing business as at 31 December 2017. This term deposit from a non-controlling shareholder is unsecured, repayable within one year and at fixed interest rate at 3.48% (2016: Nil) per annum.

The remaining other payables and accruals are expected to be settled within one year.

### 33 保險應付賬款

		At 31 December 2017 於二零一七年 十二月三十一日 \$'000 千元	At 31 December 2016 於二零一六年 十二月三十一日 \$'000 千元
Amounts due to insurance customers/creditors	應付保險客戶款項	7,122,845	5,304,268
Amounts due to insurance intermediaries	應付保險中介款項	2,940,284	2,202,469
Deposits retained from retrocessionaires	轉分保險人保留的按金	1,408,269	842,431
Surrender payable	應付退保金	471	635
Prepaid premiums received	預收保費	23,560,812	21,115,283
		<b>35,032,681</b>	<b>29,465,086</b>

所有保險應付賬款預期將於一年內清償。

應付保險客戶款項之賬齡分析如下：

		At 31 December 2017 於二零一七年 十二月三十一日 \$'000 千元	At 31 December 2016 於二零一六年 十二月三十一日 \$'000 千元
Current	現時	5,272,811	4,491,824
More than 3 months but less than 12 months	超過三個月但少於十二個月	1,489,227	544,787
More than 12 months	超過十二個月	360,807	267,657
		<b>7,122,845</b>	<b>5,304,268</b>

### 34 其他應付及應計款項

於二零一七年十二月三十一日，其他應付及應計款項餘額內包含一筆來自金融租賃業務非控股股東為數598,151,000元的定期存款。該筆來自非控股股東的定期存款是無抵押、按年利率3.48%（二零一六年：無）計息並於一年內清償。

其餘所有其他應付及應計款項預期將於一年內清償。

# Notes to the Consolidated Financial Statements (Continued)

## 綜合財務報表附註 (續)

(Expressed in Hong Kong dollars)  
(以港幣列示)

### 35 INSURANCE PROTECTION FUND

The amount represents the amount payable to the insurance protection fund at the end of the reporting period. According to the CIRC's Order (2008) No. 2 "Administration rule on insurance protection fund", the insurance protection fund is calculated on the basis of 0.8% of retained premium for accident and short-term health policies, 0.15% of retained premium for long-term life and long-term health policies with guaranteed interest, and 0.05% of retained premium for long-term life policies without guaranteed interest. The ceiling of the fund for a life insurance company is 1% of its total assets and for a property and casualty insurance company is 6% of its total assets.

### 36 SECURITIES PURCHASED UNDER RESALE AGREEMENTS/SECURITIES SOLD UNDER REPURCHASE AGREEMENTS

The Group entered into transactions in which it transferred financial assets directly to third parties. As the Group has not transferred the significant risks and rewards relating to these securities, it continues to recognise the full carrying amount and has recognised the cash received on the transfer as securities sold under repurchase agreements. The following were the Group's held-to-maturity securities, available-for-sale securities and held-for-trading securities that were transferred to the third parties with terms to repurchase these securities at the agreed dates and prices. These securities are either measured at amortised cost or carried at fair value respectively in the Group's consolidated statement of financial position.

### 35 保險保障基金

金額代表於報告期末應付保險保障基金之金額。根據中國保監會令[2008] 2號《保險保障基金管理辦法》，保險保障基金的提撥是按個人意外及短期健康保單自留保費的0.8%，含保證利息的長期人壽及長期健康保險保單自留保費的0.15%及不含保證利息的長期人壽保單自留保費的0.05%。當人壽保險的保險保障基金餘額達到總資產的1%時，不再提取保險保障基金，而財產保險公司則為總資產的6%。

### 36 買入返售證券／賣出回購證券

本集團進行交易把其金融資產直接轉讓至第三者。由於本集團並沒有把與此等證券有關的重大風險及回報轉移，因此繼續確認全數的賬面值，並把轉讓所收到的現金為賣出回購證券。本集團以商定的日期和價格之回購條款而轉移至另一實體的持有至到期日證券、可供出售證券和持有作交易用途證券如下。此等證券於本集團的綜合財務狀況表中分別按攤銷成本計量或以公允價值持有。

		At 31 December 2017 於二零一七年十二月三十一日			
		Held-to-maturity securities 持有至到期日證券 \$'000 千元	Available-for-sale securities 可供出售證券 \$'000 千元	Held-for-trading securities 持有作交易用途證券 \$'000 千元	Total 總額 \$'000 千元
Carrying amount of transferred assets	轉移資產的賬面值	15,596,017	8,049,733	790,446	24,436,196
Carrying amount of associated liabilities	相關負債的賬面值				
– securities sold under repurchase agreements	– 賣出回購證券協議	(9,342,379)	(5,013,197)	(714,285)	(15,069,861)
Net position	淨值	6,253,638	3,036,536	76,161	9,366,335



# Notes to the Consolidated Financial Statements (Continued)

## 綜合財務報表附註 (續)

(Expressed in Hong Kong dollars)  
(以港幣列示)

### 36 SECURITIES PURCHASED UNDER RESALE AGREEMENTS/SECURITIES SOLD UNDER REPURCHASE AGREEMENTS (Continued)

### 36 買入返售證券／賣出回購證券 (續)

		At 31 December 2016 於二零一六年十二月三十一日			
		Held-to-maturity securities 持有至到期日證券 \$'000 千元	Available-for-sale securities 可供出售證券 \$'000 千元	Held-for-trading securities 持有作交易用途證券 \$'000 千元	Total 總額 \$'000 千元
Carrying amount of transferred assets	轉移資產的賬面值	809,998	1,874,777	-	2,684,775
Carrying amount of associated liabilities - securities sold under repurchase agreements	相關負債的賬面值 - 賣出回購證券	(620,424)	(111,793)	-	(732,217)
Net position	淨值	189,574	1,762,984	-	1,952,558

Conversely, the Group also enters into short-term investment arrangements secured by the securities purchased. The securities purchased are not recognised on the consolidated statement of financial position.

相反，本集團亦進行以買入的證券作抵押的短期投資安排。買入的證券並不確認於財務狀況表。

All of the securities purchased under resale agreements and securities sold under repurchase agreements are denominated in RMB and will be settled within one year from the end of the reporting period. The carrying amount of the securities purchased under resale agreements and securities sold under repurchase agreements approximate to their fair values.

所有買入返售證券及賣出回購證券以人民幣為單位及將在報告期末後一年內支付。買入返售證券及賣出回購證券之賬面值約相等於其公允價值。

As at 31 December 2017, most of the securities purchased under resale agreements and the securities sold under repurchase agreements will mature within 25 days (2016: within 13 days), with interest rates of 5% to 18% (2016: 1% to 7%) and 4% to 16% (2016: 1% to 6%) per annum, respectively.

於二零一七年十二月三十一日，大部份的買入返售證券及賣出回購證券將於二十五日內（二零一六年：十三日內）到期，年利率分別為5%至18%（二零一六年：1%至7%）及4%至16%（二零一六年：1%至6%）。

## Notes to the Consolidated Financial Statements (Continued)

### 綜合財務報表附註(續)

(Expressed in Hong Kong dollars)  
(以港幣列示)

#### 37 RECONCILIATION OF MOVEMENTS OF LIABILITIES TO CASH FLOWS ARISING FROM FINANCING ACTIVITIES

#### 37 負債變動與融資活動產生的現金流之對賬

		Amounts due to group companies 應付集團內 公司款項 \$'000 千元	Interest- bearing notes 需付息票據 \$'000 千元	Bank borrowings 銀行貸款 \$'000 千元	Total 合計 \$'000 千元
Balance at 1 January 2017	於二零一七年 一月一日之結餘	22,574	5,835,209	8,951,064	14,808,847
<b>Changes from financing cash flows</b>	<b>融資現金流之變動</b>				
Increase in amounts due to group companies	應付集團內公司款項增加	296,526	-	-	296,526
Proceeds from bank borrowings	銀行貸款所得款項	-	-	549,552	549,552
Repayment of bank borrowings	償還銀行貸款	-	-	(2,288,770)	(2,288,770)
<b>Total changes from financing cash flows</b>	<b>融資現金流之變動合計</b>	296,526	-	(1,739,218)	(1,442,692)
The effect of changes in foreign exchange rates	匯率轉變影響	-	122,903	28,735	151,638
Balance at 31 December 2017	於二零一七年 十二月三十一日之結餘	319,100	5,958,112	7,240,581	13,517,793

# Notes to the Consolidated Financial Statements (Continued)

## 綜合財務報表附註 (續)

(Expressed in Hong Kong dollars)  
(以港幣列示)

### 38 BANK BORROWINGS

### 38 銀行貸款

		At 31 December 2017 於二零一七年 十二月三十一日 \$'000 千元	At 31 December 2016 於二零一六年 十二月三十一日 \$'000 千元
Unsecured	無抵押		
Bank loans (note (i))	銀行貸款 (註(i))	7,240,581	8,951,064
Bank loans for finance lease receivables (note (ii))	為應收金融租賃的 銀行貸款 (註(ii))	38,142,672	32,419,984
		<b>45,383,253</b>	41,371,048
Secured	抵押		
Bank loans for finance lease receivables (note (iii))	為應收金融租賃的 銀行貸款 (註(iii))	805,393	335,379
		<b>46,188,646</b>	41,706,427

The bank borrowings are repayable as follows:

銀行貸款的還款期如下：

		At 31 December 2017 於二零一七年 十二月三十一日 \$'000 千元	At 31 December 2016 於二零一六年 十二月三十一日 \$'000 千元
Within 1 year	一年內	44,413,759	35,778,416
After 1 year but within 5 years	一年後但五年內	1,774,887	5,928,011
		<b>46,188,646</b>	41,706,427

The amounts presented in the above table are based on scheduled repayment dates set out in the loan agreements.

上表金額乃根據貸款協議的預定還款日期而呈列。

# Notes to the Consolidated Financial Statements (Continued)

## 綜合財務報表附註 (續)

(Expressed in Hong Kong dollars)  
(以港幣列示)

### 38 BANK BORROWINGS (Continued)

Notes:

- (i) As at 31 December 2017, all bank loans are unsecured and carry interest at HIBOR plus 0.7% to HIBOR plus 1.95% (2016: HIBOR plus 0.7% to HIBOR plus 1.1% or London Interbank Offered Rate plus 1%) per annum, with effective interest rates ranging from 0.90% to 2.99% (2016: 0.90% to 1.84%) per annum.
- (ii) As at 31 December 2017, the bank loans for finance lease receivables are unsecured and carry interest at fixed interest rates ranging from 2.55% to 5.82% (2016: fixed interest rate of 3.10% to 4.98%) per annum.
- (iii) As at 31 December 2017, the bank loans with the amount of \$207,243,000 (2016: \$335,379,000) for finance lease receivables are secured and carry interest based on the benchmark interest rate issued by the People's Bank of China minus 0.19%, with effective interest rate of 3.85% (2016: 3.89%) per annum.

As at 31 December 2017, the bank loans with the amount of \$598,150,000 (2016: Nil) for finance lease receivables are secured and carry interest at fixed interest rate of 4.35% per annum.

### 38 銀行貸款 (續)

註:

- (i) 於二零一七年十二月三十一日，所有的銀行貸款均為無抵押及帶利息，年利率由香港銀行同業拆息加0.7%至香港銀行同業拆息加1.95%（二零一六年：香港銀行同業拆息加0.7%至香港銀行同業拆息加1.1%或倫敦銀行同業拆息加1%），有效年利率則由0.90%至2.99%（二零一六年：0.90%至1.84%）。
- (ii) 於二零一七年十二月三十一日，為應收金融租賃的銀行貸款為無抵押及帶利息，年利率為固定利率2.55%至5.82%（二零一六年：固定利率3.10%至4.98%）。
- (iii) 於二零一七年十二月三十一日，為數207,243,000元（二零一六年：335,379,000元）的應收金融租賃的銀行貸款為抵押及帶利息，其年利率參照中國人民銀行頒佈的基準下浮0.19%，有效年利率為3.85%（二零一六年：3.89%）。

於二零一七年十二月三十一日，為數598,150,000元（二零一六年：無）的應收金融租賃銀行貸款為抵押及帶利息，年利率為固定利率4.35%。

### 39 SHARE CAPITAL

### 39 股本

	2017 二零一七年		2016 二零一六年	
	No. of shares 股份數目	\$'000 千元	No. of shares 股份數目	\$'000 千元
<b>Ordinary shares, issued and fully paid:</b> 已發行及繳足普通股股本:				
At 1 January 於一月一日	3,594,018,538	40,771,408	3,594,018,538	40,771,408
At 31 December 於十二月三十一日	3,594,018,538	40,771,408	3,594,018,538	40,771,408

All of the shares issued by the Company rank pari passu and do not carry pre-emptive rights.

本公司所發行的所有股份均享有同等權益，並沒有附帶任何優先權。

# Notes to the Consolidated Financial Statements (Continued)

## 綜合財務報表附註 (續)

(Expressed in Hong Kong dollars)  
(以港幣列示)

### 40 RESERVES

### 40 儲備

		Capital reserve	Merger reserve	Exchange reserve	Fair value reserve	Employee share-based compensation reserve	Shares held for Share Award Scheme	Revaluation reserve	Retained profits	Perpetual subordinated capital securities	Attributable to owners of the Company	Non-controlling interests	Total
		\$'000	\$'000	\$'000	\$'000	\$'000	\$'000	\$'000	\$'000	\$'000	\$'000	\$'000	\$'000
		千元	千元	千元	千元	千元	千元	千元	千元	千元	千元	千元	千元
Balance at 1 January 2017 (Restated)	於二零一七年一月一日之結餘 (重列)	(6,396,801)	(4,881,468)	(4,042,563)	973,453	4,077	(19,438)	672,253	26,036,553	4,706,947	17,053,013	12,424,210	29,477,223
Profit for the year	本年度溢利	-	-	-	-	-	-	-	5,881,461	254,726	6,136,187	1,828,066	7,964,253
Other comprehensive income for the year:	本年度其他全面收益:												
Revaluation gain arising from reclassification of own-use properties to investment properties	因自用物業重新分類為投資物業而產生之重估收益	-	-	-	-	-	-	8,974	-	-	8,974	1,096	10,070
Exchange differences on translation of the financial statements of subsidiaries, associates and joint ventures	換算附屬公司、聯營公司及合營公司賬項的匯兌差異	-	-	2,922,982	-	-	-	-	-	-	2,922,982	911,500	3,834,482
Net changes in fair value of available-for-sale securities (note)	可供出售證券公允價值變化淨額 (註)	-	-	-	2,144,973	-	-	-	-	-	2,144,973	598,377	2,743,350
Total comprehensive income	全面收益總額	-	-	2,922,982	2,144,973	-	-	8,974	5,881,461	254,726	11,213,116	3,339,039	14,552,155
Dividend declared to shareholders	向股東宣布的股息	-	-	-	-	-	-	-	(359,402)	-	(359,402)	-	(359,402)
Dividend declared by subsidiaries to non-controlling interests	附屬公司向非控股股東宣布的股息	-	-	-	-	-	-	-	-	-	-	(517,742)	(517,742)
Distributions to holders of perpetual subordinated capital securities	向永續次級資本證券持有人分配	-	-	-	-	-	-	-	-	(254,517)	(254,517)	-	(254,517)
Disposal of unallocated shares held for the expired Share Award Scheme	出售為已到期的股份獎勵計劃持有而未分配的股份	-	-	-	-	-	19,438	-	17,778	-	37,216	-	37,216
Share options lapsed	認股權失效	-	-	-	-	(4,077)	-	-	4,077	-	-	-	-
Capital injections made to subsidiaries	向附屬公司注入資本	-	-	-	-	-	-	-	-	-	-	34,765	34,765
Acquisition of a subsidiary under merger accounting	以合併會計購入一間附屬公司	-	(1,960,750)	-	-	-	-	-	-	-	(1,960,750)	-	(1,960,750)
Dividend paid to TPG (HK) by a subsidiary acquired under merger accounting	一間以合併會計購入的附屬公司向太平集團(香港)支付的股息	-	-	-	-	-	-	-	(59,658)	-	(59,658)	-	(59,658)
Balance at 31 December 2017	於二零一七年十二月三十一日之結餘	(6,396,801)	(6,842,218)	(1,119,581)	3,118,426	-	-	681,227	31,520,809	4,707,156	25,669,018	15,280,272	40,949,290

# Notes to the Consolidated Financial Statements (Continued)

## 綜合財務報表附註 (續)

(Expressed in Hong Kong dollars)  
(以港幣列示)

### 40 RESERVES (Continued)

### 40 儲備 (續)

	Capital reserve	Merger reserve	Exchange reserve	Fair value reserve	Employee share-based compensation reserve	Shares held for Share Award Scheme	Revaluation reserve	Retained profits	Perpetual subordinated capital securities	Attributable to owners of the Company	Non-controlling interests	Total
	\$'000	\$'000	\$'000	\$'000	\$'000	\$'000	\$'000	\$'000	\$'000	\$'000	\$'000	\$'000
	千元	千元	千元	千元	千元	千元	千元	千元	千元	千元	千元	千元
Balance at 1 January 2016 (Originally stated)												
	(6,396,801)	(4,932,468)	(1,080,446)	5,060,733	4,077	(19,438)	639,021	20,974,570	4,707,349	18,956,597	12,070,628	31,027,225
Effect of merger accounting	-	51,000	(45,845)	990,754	-	-	-	587,554	-	1,583,463	1,521,530	3,104,993
Balance at 1 January 2016 (Restated)	(6,396,801)	(4,881,468)	(1,126,291)	6,051,487	4,077	(19,438)	639,021	21,562,124	4,707,349	20,540,060	13,592,158	34,132,218
Profit for the year	-	-	-	-	-	-	-	4,577,852	253,797	4,831,649	1,583,379	6,415,028
Other comprehensive income for the year:												
Revaluation gain arising from reclassification of own-use properties to investment properties	-	-	-	-	-	-	33,232	-	-	33,232	-	33,232
Exchange differences on translation of the financial statements of subsidiaries, associates and joint ventures	-	-	(2,916,272)	-	-	-	-	-	-	(2,916,272)	(884,232)	(3,800,504)
Net changes in fair value of available-for-sale securities (note)	-	-	-	(5,078,034)	-	-	-	-	-	(5,078,034)	(1,360,697)	(6,438,731)
Total comprehensive income	-	-	(2,916,272)	(5,078,034)	-	-	33,232	4,577,852	253,797	(3,129,425)	(661,550)	(3,790,975)
Dividend declared by subsidiaries to non-controlling interests	-	-	-	-	-	-	-	-	-	-	(683,870)	(683,870)
Dividend paid to TPG (HK) by a subsidiary acquired under merger accounting	-	-	-	-	-	-	-	(103,423)	-	(103,423)	-	(103,423)
Distributions to holders of perpetual subordinated capital securities	-	-	-	-	-	-	-	-	(254,199)	(254,199)	-	(254,199)
Capital injections made to subsidiaries	-	-	-	-	-	-	-	-	-	-	176,074	176,074
Acquisition of a subsidiary	-	-	-	-	-	-	-	-	-	-	1,398	1,398
Balance at 31 December 2016 (Restated)	(6,396,801)	(4,881,468)	(4,042,563)	973,453	4,077	(19,438)	672,253	26,036,553	4,706,947	17,053,013	12,424,210	29,477,223

# Notes to the Consolidated Financial Statements (Continued)

## 綜合財務報表附註 (續)

(Expressed in Hong Kong dollars)  
(以港幣列示)

### 40 RESERVES (Continued)

Note:

### 40 儲備 (續)

註：

		Year ended 31 December 2017 截至二零一七年十二月三十一日止年度						
		Life insurance	PRC property and casualty insurance	Overseas property and casualty insurance	Reinsurance	Pension and group life insurance	Other businesses	Total
		人壽保險	境內財產保險	境外財產保險	再保險	養老及團體保險	其他業務	總額
		\$'000	\$'000	\$'000	\$'000	\$'000	\$'000	\$'000
		千元	千元	千元	千元	千元	千元	千元
Investments in debt and equity securities	債務及股本證券投資	2,997,814	375,352	30,146	2,467	6,127	200,090	3,611,996
Deferred tax charged to reserves	於儲備入賬之遞延稅項	(751,263)	(93,838)	(5,175)	(2,627)	(1,532)	(14,211)	(868,646)
Shared by non-controlling interests	非控股股東應佔權益	(563,818)	-	-	-	-	(34,559)	(598,377)
		1,682,733	281,514	24,971	(160)	4,595	151,320	2,144,973
		Year ended 31 December 2016 (Restated) 截至二零一六年十二月三十一日止年度 (重列)						
		Life insurance	PRC property and casualty insurance	Overseas property and casualty insurance	Reinsurance	Pension and group life insurance	Other businesses	Total
		人壽保險	境內財產保險	境外財產保險	再保險	養老及團體保險	其他業務	總額
		\$'000	\$'000	\$'000	\$'000	\$'000	\$'000	\$'000
		千元	千元	千元	千元	千元	千元	千元
Investments in debt and equity securities	債務及股本證券投資	(8,397,334)	(554,778)	43,061	(5,975)	(124,609)	358,751	(8,680,884)
Deferred tax charged to reserves	於儲備入賬之遞延稅項	2,099,667	138,695	(6,454)	7,296	31,152	(28,203)	2,242,153
Shared by non-controlling interests	非控股股東應佔權益	1,568,939	-	-	-	-	(208,242)	1,360,697
		(4,728,728)	(416,083)	36,607	1,321	(93,457)	122,306	(5,078,034)

# Notes to the Consolidated Financial Statements (Continued)

## 綜合財務報表附註 (續)

(Expressed in Hong Kong dollars)  
(以港幣列示)

### 40 RESERVES (Continued)

#### (a) Nature or purpose of reserves

##### (i) Capital reserve

The capital reserve represents the differences between the net assets value of the target interests, target assets and liabilities acquired and the fair value of the shares issued by the Company as consideration for the acquisition.

##### (ii) Merger reserve

Merger reserve represents the difference in (i) the fair value of the shares issued as a consideration paid to TPG and TPG (HK) and (ii) the share capital and share premium of the equity interests and the carrying value of certain assets acquired which were all under common control of TPG and TPG (HK) before and after the acquisition.

##### (iii) Exchange reserve

The exchange reserve is comprised of all of the foreign exchange differences arising from the translation of the financial statements of Group entities that has functional currency different from the Group's presentation currency. The reserve is dealt with in accordance with the accounting policy are disclosed in Note 1(w).

##### (iv) Fair value reserve

The fair value reserve is comprised of the cumulative net change in the fair value of available-for-sale securities held at the end of the reporting period and is dealt with in accordance with the accounting policy are disclosed in Note 1(h)(iv).

##### (v) Employee share-based compensation reserve

The employee share-based compensation reserve is comprised of the fair value of the actual or estimated number of unexercised share options and unvested awarded shares granted to employees of the Group recognised in accordance with the accounting policy adopted for share based payments are disclosed in Note 1(aa)(i).

##### (vi) Shares held for Share Award Scheme

The Shares held for Share Award Scheme is the consideration paid, including any directly attributable incremental costs for purchase of shares under the Share Award Scheme, in accordance with the accounting policy are disclosed in Note 1(aa)(ii).

### 40 儲備 (續)

#### (a) 儲備目的或性質

##### (i) 資本儲備

資本儲備是指所收購目標權益、目標資產及負債之資產淨值與本公司作為收購代價所發行股份公允價值的差額。

##### (ii) 合併儲備

合併儲備代表以下兩者之差異(i)作為支付予中國太平集團及中國太平集團(香港)代價所發行的股份之公允價值,及(ii)股本權益的股本及股份溢價和收購前及收購後均由中國太平集團及中國太平集團(香港)共同控制的若干資產之賬面價值。

##### (iii) 匯兌儲備

匯兌儲備包括換算所有香港以外業務賬項至本集團之呈報貨幣所產生的匯兌差異。此儲備根據有關附註1(w)所披露的會計政策處理。

##### (iv) 公允價值儲備

公允價值儲備包括根據有關附註1(h)(iv)所披露的會計政策處理於報告期末可供出售證券的累計公允價值變動淨額。

##### (v) 以股份為本之僱員補償儲備

以股份為本之僱員補償儲備包括根據已採納有關附註1(aa)(i)所披露的股權支付會計政策確認授予本集團僱員之實際或估計未行使認股權及未歸屬獎授股份數目的公允價值。

##### (vi) 為股份獎勵計劃而持有之股份

為股份獎勵計劃而持有之股份是已支付之代價,並根據附註1(aa)(ii)內所披露的會計政策,包括在股份獎勵計劃下購買股份的所有直接相關的增量成本。



# Notes to the Consolidated Financial Statements (Continued)

## 綜合財務報表附註 (續)

(Expressed in Hong Kong dollars)  
(以港幣列示)

### 40 RESERVES (Continued)

#### (a) Nature or purpose of reserves (Continued)

##### (vii) Revaluation reserve

The revaluation reserve represents the revaluation of fair value of the assets and liabilities from the additional acquisition of TPI relating to previously held interest in TPI as associates and the revaluation of fair value of certain properties from land and building to investment properties.

### 41 PERPETUAL SUBORDINATED CAPITAL SECURITIES

The Company entered into an agreement on 2 September 2014 to issue perpetual subordinated capital securities in an aggregate principal amount of USD600,000,000, callable in 2019. According to the terms and conditions of the securities, the securities confer a right on the holders to receive distributions from the issue date. The rate of distribution shall be (i) 5.45% per annum in respect of the period from and including the issue date to but excluding 10 September 2019, (ii) applicable 5 year United States Treasury securities rate plus 3.786% per annum in respect of the period from and including 10 September 2019 to but excluding 10 September 2024, and (iii) applicable 5 year United States Treasury securities rate plus 4.786% per annum from and including 10 September 2024. The Company may redeem in whole, but not in part, the securities at their principal amount together with any distributions accrued on or after 10 September 2019. The Company may elect to defer any distributions, and is not subject to any restriction as to the number of times distribution can be deferred, if any distribution have been deferred, the Company and its subsidiaries shall be subject to certain restrictions from making dividends or distributions.

The perpetual subordinated capital securities, with an aggregate principal amount of USD600,000,000 (equivalent to \$4,650,090,000) were recorded as equity amounting to \$4,629,071,000 net of issuance costs. The balance of the perpetual subordinated capital securities as at 31 December 2017 and 2016 have been included the accrued distribution payments.

The distribution relating to the perpetual subordinated capital securities amounted to \$254,726,000 (2016: \$253,797,000) were accrued and distribution to holders of perpetual subordinated capital securities amounted to \$254,517,000 (2016: \$254,199,000) during the Year.

### 40 儲備 (續)

#### (a) 儲備目的或性質 (續)

##### (vii) 重估儲備

重估儲備代表額外購入太平財險時，有關過往持有太平財險權益為聯營公司的資產及負債之公允價值重估。此外，亦包括若干物業由土地及建築物重新分類至投資物業之公允價值重估。

### 41 永續次級資本證券

在二零一四年九月二日，本公司訂立認購協議，有關於發行本金總額為600,000,000美元之永續次級資本證券，可於二零一九年贖回。根據條款及條件，該債券賦予持有人權利可從發行日起按分派率收取分派。該證券所適用之分派率為：(i)自發行日(包括該日)起至二零一九年九月十日(不包括該日)期間，按每年5.45%計；(ii)自二零一九年九月十日(包括該日)起至二零二四年九月十日(不包括該日)期間，按適用五年期美國國庫債券息率加年利率3.786%計；及(iii)自二零二四年九月十日之後的各個重設日(包括該日)起至緊接的下一個重設日(不包括該日)期間，按適用五年期美國國庫債券息率加年利率4.786%計。本公司可選擇於二零一九年九月十日當天或之後，按該證券本金金額連同累計至指定贖回日之任何分派，贖回全部(而非部分)該證券。本公司可選擇延期支付分派，而不受任何分派次數延期限制，而本公司及其附屬公司仍應遵守若干關於股息或分派的限制。

永續次級資本證券的本金總額為600,000,000美元(相當於4,650,090,000元)，經扣除相關發行費用後，記錄在權益的金額為4,629,071,000元。於二零一七年及二零一六年十二月三十一日，永續次級資本證券結餘包括應付的分派付款。

於本年度內，有關永續次級資本證券應付的分派金額為254,726,000元(二零一六年：253,797,000元)，而向永續次級資本證券持有人分配254,517,000元(二零一六年：254,199,000元)。

# Notes to the Consolidated Financial Statements (Continued)

## 綜合財務報表附註 (續)

(Expressed in Hong Kong dollars)  
(以港幣列示)

### 42 EMPLOYEE RETIREMENT BENEFITS

The Group operates a MPF scheme under the Hong Kong Mandatory Provident Fund Schemes Ordinance and one Staff Provident Fund Scheme (the "SPF scheme") under the Occupational Retirement Schemes Ordinance for employees employed under the Hong Kong Employment Ordinance. The MPF scheme is a defined contribution retirement scheme administered by independent trustees. Under the MPF scheme, the employers and its employees are each required to make contributions to the MPF scheme at 5% of the employees' relevant income, subject to a cap of a monthly relevant income of \$30,000 (\$25,000 before 1 June 2014). Contributions to the scheme vest immediately. Under the SPF scheme, the Group is required to make contributions based on a certain percentage of the relevant employees' salaries which is dependent on their length of service with the Group. Forfeited contributions to the SPF scheme are used to reduce the Group's future contributions.

As stipulated by the labour regulations of the PRC, certain subsidiaries of the Group participate in various defined contribution retirement plans authorised by municipal and provincial governments for its staff. These subsidiaries are required to contribute at a rate of 10% to 22% (2016: 10% to 22%) of the salaries, bonuses and certain allowances of their staff to the retirement plans. A member of the plans is entitled to a pension equal to a fixed proportion of the salary prevailing at his or her retirement date.

The Group has no other material obligations for the payment of its staff's retirement and other post-employment benefits other than the contributions described above.

### 42 僱員退休福利

根據香港強制性公積金計劃條例適用於按香港僱傭條例僱用的員工，本集團參與了一項強制性公積金計劃（「強積金計劃」），及根據職業退休計劃條例提供一項僱員公積金計劃（「公積金計劃」）。此強積金計劃是通過獨立信託人管理，屬已訂定供款退休計劃。根據此強積金計劃，僱主及僱員雙方均須按僱員之相關收入5%供款至此計劃，惟相關之收入上限為30,000元（二零一四年六月一日前為25,000元）。供款須即時投入計劃。就公積金計劃，本集團須按有關僱員薪金按其於本集團服務年期而定之百分比作供款。公積金之沒收供款用作扣減本集團日後供款。

根據中國勞工條例，本集團若干附屬公司為其僱員參加了由市及省政府組織的不同類型已訂定供款退休計劃。這些附屬公司須按其僱員的薪金、花紅及某些津貼的10%至22%（二零一六年：10%至22%）供款給那些退休計劃。參與計劃的成員可以領取相等於在其退休之時薪金的一個固定比例的退休金。

本集團除作出上述已訂定的供款外，毋須支付退休金或任何其他離職後的進一步責任。

# Notes to the Consolidated Financial Statements (Continued)

## 綜合財務報表附註 (續)

(Expressed in Hong Kong dollars)  
(以港幣列示)

### 43 EQUITY COMPENSATION BENEFITS

#### (a) Share Option Scheme

The Group has two share option schemes. Under the Old Scheme, the directors of the Company were authorised, at their discretion, to invite employees of the Group, including directors of any company in the Group, to take up options to subscribe for shares of the Company. Options granted between 24 May 2000 and 31 December 2002 were granted under the Old Scheme and in accordance with the requirements of Chapter 17 of the Listing Rules which came under effect on 1 September 2001.

A new share option scheme which is in line with the prevailing requirements of Chapter 17 of the Listing Rules was adopted on 7 January 2003.

All of the share options are settled in equity.

#### (i) Movements in share options

At 1 January	於一月一日	842,240	842,240
Lapsed	已失效	(842,240)	-
At 31 December	於十二月三十一日	-	842,240
Options exercisable as at 31 December	於十二月三十一日已歸屬的認股權	-	842,240

#### (ii) Terms of unexpired and unexercised share options at the end of the reporting period

Date granted 授出日期	Exercise period 行使期	Exercise price 行使價 \$ 元	2017 二零一七年 Number 數目	2016 二零一六年 Number 數目
26/02/2007	26/02/2007 – 25/02/2017	9.014	-	842,240
			-	842,240

### 43 股本補償福利

#### (a) 認股權計劃

本集團擁有兩項認股權計劃。根據舊計劃，本公司董事有權酌情邀請本集團僱員（包括本集團內任何公司的董事）接納可認購本公司股份的認股權。在二零零零年五月二十四日至二零零二年十二月三十一日所授出的認股權均是按舊計劃及於二零零一年九月一日起生效的上市條例第十七章的規定而授出。

新認股權計劃是根據於二零零三年一月七日起生效的上市條例第十七章的規定而授出。

所有認股權是以股權支付。

#### (i) 認股權的變動

	2017 二零一七年 Number 數目	2016 二零一六年 Number 數目
At 1 January	842,240	842,240
Lapsed	(842,240)	-
At 31 December	-	842,240
Options exercisable as at 31 December	-	842,240

#### (ii) 於報告期末尚未屆滿及尚未行使的認股權之年期

	2017 二零一七年 Number 數目	2016 二零一六年 Number 數目
26/02/2007	-	842,240
	-	842,240

# Notes to the Consolidated Financial Statements (Continued)

## 綜合財務報表附註 (續)

(Expressed in Hong Kong dollars)  
(以港幣列示)

### 43 EQUITY COMPENSATION BENEFITS (Continued)

#### (a) Share Option Scheme (Continued)

(iii) Details of share options lapsed during the Year.  
The options were granted for \$1 in consideration.

Exercise period 行使期	Exercise price 行使價 \$ 元	2017 二零一七年 Number 數目	2016 二零一六年 Number 數目
26/02/2007 – 25/02/2017	9.014	(842,240)	–
		(842,240)	–

#### (b) Share Award Scheme

The purpose of the Share Award Scheme is to recognise and reward certain employees (including without limitation to an employee who is also a director) of the Group and TPG and its subsidiaries for their contributions to the Group and to give long-term incentives for retaining them for the continued operations and development of the Group.

The Share Award Scheme of the Company was adopted by the Board on 10 September 2007. A summary of the principal terms of the Share Award Scheme is set out in the Share Award Scheme Section of the Report of the Directors.

The Share Award Scheme has been expired on 9 September 2017, all of the 969,200 unallocated shares were sold in accordance with the terms and conditions of the Share Award Scheme (31 December 2016: 969,200 shares are deemed as unallocated shares which are held under Share Award Scheme and are available for future award and/or disposal pursuant to the rules of Share Award Scheme).

### 43 股本補償福利 (續)

#### (a) 認股權計劃 (續)

(iii) 年內失效的認股權詳情。認股權均為以代價1元授出。

#### (b) 股份獎勵計劃

股份獎勵計劃旨在肯定及表揚本集團及中國太平集團及其附屬公司的僱員(包括身為董事的僱員)對本集團作出貢獻及提供長效激勵讓他們繼續為本集團的持續營運及發展努力。

董事會於二零零七年九月十日採納本公司的股份獎勵計劃。股份獎勵計劃的主要條款概要載於董事會報告書「股份獎勵計劃」標題下的內文。

股份獎勵計劃已於二零一七年九月九日到期，所有969,200股未分配的股份已根據股份獎勵計劃的條款及條件出售(二零一六年十二月三十一日：969,200股被視為未分配的股份以股份獎勵計劃持有，可供日後根據股份獎授計劃獎勵及/或出售)。

# Notes to the Consolidated Financial Statements (Continued)

## 綜合財務報表附註 (續)

(Expressed in Hong Kong dollars)  
(以港幣列示)

### 44 MATURITY PROFILE

The following table details the Group's contractual maturity for some of its financial assets and financial liabilities.

### 44 到期情況

下表載列本集團若干金融資產及金融負債的合約到期情況詳情。

		Repayable on demand 接獲要求 時償還 \$'000 千元	Less than 3 months 少於 三個月 \$'000 千元	3 to 12 months 三至十二 個月 \$'000 千元	1 to 5 years 一年 至五年 \$'000 千元	Over 5 years 超過五年 \$'000 千元	Undated 未有限期 \$'000 千元	Total 總額 \$'000 千元
<b>At 31 December 2017</b>	<b>於二零一七年 十二月三十一日</b>							
<b>Assets</b>	<b>資產</b>							
Deposits at banks and other financial institutions (including statutory deposits)	銀行及其他財務機構存款 (包括法定存款)	3,513	14,416,009	11,370,223	23,340,476	6,280,580	-	55,410,801
Money market funds	貨幣市場基金	51	-	-	-	-	-	51
Pledged and restricted bank deposits	已抵押及受限制銀行存款	203,209	494,998	134,944	-	-	-	833,151
Debt securities	債務證券							
- held-to-maturity	- 持有至到期日	-	915,310	4,568,615	20,002,677	155,348,403	-	180,835,005
- available-for-sale	- 可供出售	55,304	8,550,778	17,555,274	13,773,242	24,508,097	-	64,442,695
- held-for-trading	- 持有作交易用途	-	211,364	4,733,618	1,694,181	572,432	-	7,211,595
- designated at fair value through profit or loss	- 指定為透過損益 以反映公允價值	-	-	135,984	333,335	66,049	-	535,368
Debt products	債權產品							
- loans and receivables	- 貸款及應收款項	-	2,086,944	6,317,571	46,715,320	33,428,682	-	88,548,517
Securities purchased under resale agreements	買入返售證券	-	7,624,349	-	-	-	-	7,624,349
Loans and advances	貸款及墊款	-	12,288,651	25,799,472	-	-	-	38,088,123
Finance lease receivables	應收金融租賃	-	3,286,383	9,502,777	32,061,519	1,314,988	-	46,165,667
		262,077	49,874,786	80,118,478	137,920,750	221,519,231	-	489,695,322
<b>Liabilities</b>	<b>負債</b>							
Interest-bearing notes	需付息票據	-	-	239,260	3,373,791	2,345,061	-	5,958,112
Bank borrowings	銀行貸款	-	8,741,237	35,672,522	1,774,887	-	-	46,188,646
		-	8,741,237	35,911,782	5,148,678	2,345,061	-	52,146,758

# Notes to the Consolidated Financial Statements (Continued)

## 綜合財務報表附註 (續)

(Expressed in Hong Kong dollars)  
(以港幣列示)

### 44 MATURITY PROFILE (Continued)

### 44 到期情況 (續)

	Repayable on demand 接獲要求 時償還 \$'000 千元	Less than 3 months 少於 三個月 \$'000 千元	3 to 12 months 三至十二 個月 \$'000 千元	1 to 5 years 一年 至五年 \$'000 千元	Over 5 years 超過五年 \$'000 千元	Undated 未有限期 \$'000 千元	Total 總額 \$'000 千元
At 31 December 2016 (Restated)	於二零一六年十二月三十一日 (重列)						
<b>Assets</b>	<b>資產</b>						
Deposits at banks and other financial institutions (including statutory deposits)	銀行及其他財務機構存款 (包括法定存款)						
	3,641	19,325,656	10,854,981	21,732,729	-	-	51,917,007
Money market funds	貨幣市場基金						
	229,667	-	-	-	-	-	229,667
Pledged and restricted bank deposits	已抵押及受限制銀行存款						
	149,954	481,344	54,108	-	-	-	685,406
Debt securities	債務證券						
- held-to-maturity	- 持有至到期日						
	-	714,162	2,108,040	14,056,707	115,823,292	-	132,702,201
- available-for-sale	- 可供出售						
	-	720,629	3,747,268	8,413,707	17,375,529	352,809	30,609,942
- held-for-trading	- 持有作交易用途						
	-	89,611	455,287	1,472,003	258,427	7,815	2,283,143
- designated at fair value through profit or loss	- 指定為透過損益 以反映公允價值						
	-	67,122	127,186	124,107	16,777	-	335,192
Debt products	債權產品						
- loans and receivables	- 貸款及應收款項						
	-	6,926,387	3,518,431	50,773,487	14,734,936	-	75,953,241
Securities purchased under resale agreements	買入返售證券						
	33,538	5,464,198	-	-	-	-	5,497,736
Loans and advances	貸款及墊款						
	-	1,326,553	27,259,516	-	-	-	28,586,069
Finance lease receivables	應收金融租賃						
	-	2,063,293	7,485,277	28,239,689	-	-	37,788,259
	416,800	37,178,955	55,610,094	124,812,429	148,208,961	360,624	366,587,863
<b>Liabilities</b>	<b>負債</b>						
Interest-bearing notes	需付息票據						
	-	-	-	1,229,724	4,605,485	-	5,835,209
Bank borrowings	銀行貸款						
	-	8,082,713	26,556,933	7,066,781	-	-	41,706,427
	-	8,082,713	26,556,933	8,296,505	4,605,485	-	47,541,636

# Notes to the Consolidated Financial Statements (Continued)

## 綜合財務報表附註 (續)

(Expressed in Hong Kong dollars)  
(以港幣列示)

### 45 FAIR VALUES OF FINANCIAL INSTRUMENTS

#### (a) Fair value of Group's financial assets and financial liabilities that are measured at fair value on a recurring basis

The fair value of financial assets and liabilities are determined as follows:

- The fair value of financial assets and financial liabilities classified as Level 1 with standard terms and conditions and traded on active liquid markets are determined with reference to recent transaction price or quoted market bid prices and ask prices respectively;
- The fair value of derivative instruments are estimated using discounted cash flow analysis and the applicable yield curve for the duration of the non-applicable derivative;
- The fair value of unlisted investment funds and unlisted debt securities included in financial assets at fair value through profit or loss and available-for-sale investments classified as Level 2 are established by reference to the prices quoted by respective fund administrators or by using valuation techniques including discounted cash flow method. The main parameters used include bond prices, interest rates, foreign exchange rates, prepayment rates, counter party credit spreads and others; and
- The Level 3 financial assets, primarily comprises unlisted equity securities. Fair values are generally determined using valuation techniques, including discounted cash flows translation and markets comparison methods. Unobservable inputs include discount rates, comparable company valuation multiples, liquidity spreads, recent transaction prices of similar instruments etc.. The valuation requires management to make certain assumptions about unobservable inputs to the models.

### 45 金融工具的公允價值

#### (a) 本集團經常性以公允價值計量的金融資產及金融負債

金融資產及金融負債的公允價值按以下方  
式釐定：

- 歸類為第一級為於活躍流動市場交易並受標準條款及條件規管之金融資產及金融負債，其公允價值分別參照近期交易價格或所報市場買價與賣價釐定；
- 衍生工具的公允價值乃根據折算現金流分析及對非可選衍生工具的存續期適用收益率曲線釐定；
- 歸類為第二級為包含在通過損益以反映公允價值的金融資產（指非上市投資基金及非上市債務證券）及可供出售投資，其公允價值參照各自的基金管理人報價或採用估值技術包括貼現現金流量法。使用的主要參數包括債券價格，利率，外匯匯率，提前償還率，對方信用利差等；及
- 第三級金融資產主要包括非上市股本證券。公允價值通常使用估值技術確定，包括貼現現金流量折算和市場比較方法。不可觀察的投入包括折現率，可比公司估值倍數，流動性價差，類似工具的近期交易價格等。估值要求管理層對模型的不可觀察輸入做出某些假設。





# Notes to the Consolidated Financial Statements (Continued)

## 綜合財務報表附註 (續)

(Expressed in Hong Kong dollars)  
(以港幣列示)

### 45 FAIR VALUES OF FINANCIAL INSTRUMENTS (Continued)

- (a) Fair value of Group's financial assets and financial liabilities that are measured at fair value on a recurring basis  
(Continued)

#### Reconciliation of Level 3 fair value measurements of financial assets:

		Available-for-sale unlisted securities 可供出售非上市證券 \$'000 千元	Designated at fair value through profit or loss unlisted securities 指定為通過損益以反映公允價值非上市證券 \$'000 千元	Total 總額 \$'000 千元
At 1 January 2017	於二零一七年一月一日	8,844,091	-	8,844,091
Purchases	購入	6,121,347	1,040,244	7,161,591
Gains or losses recognised in:	收益或虧損確認於：			
- profit or loss	- 損益	(348)	17,433	17,085
- other comprehensive income	- 其他全面收益	1,462,500	-	1,462,500
Disposal	出售	(1,311)	-	(1,311)
Exchange difference	匯兌差額	611,068	658	611,726
At 31 December 2017	於二零一七年十二月三十一日	17,037,347	1,058,335	18,095,682
At 1 January 2016 (Originally reported)	於二零一六年一月一日 (如前呈列)	203,012	-	203,012
Effect of merger accounting	合併會計之影響	2,124,823	-	2,124,823
At 1 January 2016 (Restated)	於二零一六年一月一日 (重列)	2,327,835	-	2,327,835
Transfer to Level 3	轉入第三級	3,405,545	-	3,405,545
Purchases	購入	2,492,947	-	2,492,947
Gains or losses recognised in:	收益或虧損確認於：			
- other comprehensive income	- 其他全面收益	778,188	-	778,188
Disposal	出售	(305)	-	(305)
Exchange difference	匯兌差額	(160,119)	-	(160,119)
At 31 December 2016 (Restated)	於二零一六年十二月三十一日 (重列)	8,844,091	-	8,844,091

### 45 金融工具的公允價值 (續)

- (a) 本集團經常性以公允價值計量的金融資產及金融負債 (續)

#### 第三級金融資產公允價值計量之對賬：

		Available-for-sale unlisted securities 可供出售非上市證券 \$'000 千元	Designated at fair value through profit or loss unlisted securities 指定為通過損益以反映公允價值非上市證券 \$'000 千元	Total 總額 \$'000 千元
At 1 January 2017	於二零一七年一月一日	8,844,091	-	8,844,091
Purchases	購入	6,121,347	1,040,244	7,161,591
Gains or losses recognised in:	收益或虧損確認於：			
- profit or loss	- 損益	(348)	17,433	17,085
- other comprehensive income	- 其他全面收益	1,462,500	-	1,462,500
Disposal	出售	(1,311)	-	(1,311)
Exchange difference	匯兌差額	611,068	658	611,726
At 31 December 2017	於二零一七年十二月三十一日	17,037,347	1,058,335	18,095,682
At 1 January 2016 (Originally reported)	於二零一六年一月一日 (如前呈列)	203,012	-	203,012
Effect of merger accounting	合併會計之影響	2,124,823	-	2,124,823
At 1 January 2016 (Restated)	於二零一六年一月一日 (重列)	2,327,835	-	2,327,835
Transfer to Level 3	轉入第三級	3,405,545	-	3,405,545
Purchases	購入	2,492,947	-	2,492,947
Gains or losses recognised in:	收益或虧損確認於：			
- other comprehensive income	- 其他全面收益	778,188	-	778,188
Disposal	出售	(305)	-	(305)
Exchange difference	匯兌差額	(160,119)	-	(160,119)
At 31 December 2016 (Restated)	於二零一六年十二月三十一日 (重列)	8,844,091	-	8,844,091

# Notes to the Consolidated Financial Statements (Continued)

## 綜合財務報表附註 (續)

(Expressed in Hong Kong dollars)  
(以港幣列示)

### 45 FAIR VALUES OF FINANCIAL INSTRUMENTS (Continued)

#### (a) Fair value of Group's financial assets and financial liabilities that are measured at fair value on a recurring basis (Continued)

At 31 December 2017, investments in debt and equity securities classified as available-for-sale with carrying amounts of \$1,241,803,000 (2016: \$1,282,826,000) were transferred from Level 1 to Level 2 because quoted prices in the market for such investments were no longer regularly available. Conversely, investments in debt and equity securities classified as available-for-sale with carrying amounts of \$822,551,000 (2016: \$897,955,000) were transferred from Level 2 to Level 1 because quoted prices in active markets were available as at 31 December 2017.

During the year ended 31 December 2016, available-for-sale equity securities of \$3,405,545,000 were transferred into the Level 3 fair value measurement category. These financial assets were previously measured at costs less impairment because the range of reasonable fair value measurements was significantly wide.

### 45 金融工具的公允價值 (續)

#### (a) 本集團經常性以公允價值計量的金融資產及金融負債 (續)

於二零一七年十二月三十一日，賬面值為1,241,803,000元（二零一六年：1,282,826,000元）之分類為可供出售的債務及股本證券投資從第一級轉為第二級，由於該等投資在市場中的所報價格已不再是經常使用。相反地，賬面值為822,551,000元（二零一六年：897,955,000元）之分類為可供出售的債務及股本證券投資從第二級轉為第一級，由於該等投資可於二零一七年十二月三十一日從活躍市場中取得所報價格。

截至二零一六年十二月三十一日止年度，賬面值為3,405,545,000元之可供出售股權證券轉撥為第三級公允價值計量類別。這些金融資產之前以成本減去減值進行計量，因為合理的公允價值計量範圍非常廣泛。

# Notes to the Consolidated Financial Statements (Continued)

## 綜合財務報表附註 (續)

(Expressed in Hong Kong dollars)  
(以港幣列示)

### 45 FAIR VALUES OF FINANCIAL INSTRUMENTS (Continued)

#### (b) Fair value of financial assets and financial liabilities that are not measured at fair value on a recurring basis (but fair value disclosures are required)

The carrying amounts of the Group's financial instruments carried at cost or amortised cost are not materially different from their fair values as at 31 December 2016 and 2017 except for the following financial instruments, for which their carrying amounts and fair value and the level of fair value hierarchy are disclosed below:

### 45 金融工具的公允價值 (續)

#### (b) 並未有恆常以公允價值計量的金融資產及金融負債公允價值 (但需要進行公允價值披露)

於二零一六年及二零一七年十二月三十一日，惟於下文列出的金融工具除外，本集團所持有的金融工具，其賬面值按成本或攤銷成本，與其公允價值並無存在重大性差異。金融工具的賬面值、公允價值及公允價值層級披露如下：

		Carrying amount 賬面值 \$'000 千元	Fair value 公允價值 \$'000 千元	Level 1 第一級 \$'000 千元	Level 2 第二級 \$'000 千元	Level 3 第三級 \$'000 千元
<b>At 31 December 2017</b>	<b>於二零一七年十二月三十一日</b>					
Held-to-maturity debt securities	持有至到期日債務證券	180,835,005	174,730,473	33,770,752	140,959,721	-
Loans and receivables	貸款及應收款項					
- investment funds	- 投資基金	7,165,016	7,199,956	-	7,199,956	-
- debt products	- 債權產品	88,548,517	90,434,882	-	977,720	89,457,162
Interest-bearing notes	需付息票據	(5,958,112)	(6,038,516)	-	(6,038,516)	-
		Carrying amount 賬面值 \$'000 千元	Fair value 公允價值 \$'000 千元	Level 1 第一級 \$'000 千元	Level 2 第二級 \$'000 千元	Level 3 第三級 \$'000 千元
<b>At 31 December 2016</b>	<b>於二零一六年十二月三十一日</b>					
Held-to-maturity debt securities	持有至到期日債務證券	132,702,201	138,577,445	20,654,088	117,923,357	-
Loans and receivables	貸款及應收款項					
- investment funds	- 投資基金	7,465,052	7,465,052	20,052	7,421,000	24,000
- debt products	- 債權產品	75,953,241	77,671,465	-	1,149,233	76,522,232
Interest-bearing notes	需付息票據	(5,835,209)	(5,951,282)	-	(5,951,282)	-

# Notes to the Consolidated Financial Statements (Continued)

## 綜合財務報表附註 (續)

(Expressed in Hong Kong dollars)  
(以港幣列示)

### 45 FAIR VALUES OF FINANCIAL INSTRUMENTS (Continued)

#### (b) Fair value of financial assets and financial liabilities that are not measured at fair value on a recurring basis (but fair value disclosures are required) (Continued)

For listed held-to-maturity debt securities classified as Level 1, fair value is based on unadjusted quoted prices for identical assets traded in active market.

For unlisted held-to-maturity debt securities and interest-bearing notes issued classified as Level 2, fair value is determined by generally accepted pricing models including discounted cash flow technique by using observable market inputs such as market interest yield. For unlisted investment fund classified as Level 2, fair value is determined by broker quotes that can be corroborated with observable recent market transactions.

For debt products under loans and receivables classified as Level 3, fair value is determined by generally accepted pricing models including discounted cash flow technique by using unobservable discount rates that reflect the credit risk.

### 46 COMMITMENTS

(a) Capital commitments as at 31 December 2017 were as follows:

Contracted for but not provided	已訂約但未反映
– property and equipment	– 物業及設備
– investment properties	– 投資物業
– leasehold land	– 土地使用權
Authorised but not contracted for	批准但未訂約
– property and equipment	– 物業及設備

### 45 金融工具的公允價值 (續)

#### (b) 並未有恆常以公允價值計量的金融資產及金融負債公允價值 (但需要進行公允價值披露) (續)

就分類為第一級的上市持有至到期日債務證券，其公允價值乃基於相同資產於活躍市場中所報之未調整價格釐定。

就分類為第二級的非上市持有至到期日債務證券及已發行的需付息票據，其公允價值按公認定價模式釐定，包括基於可在市場觀察的輸入數據（如市場利息收益率）計算的折算現金流量分析。就分類為第二級的非上市投資基金，其公允價值按可經目前市場交易觀察證實的券商報價釐定。

就分類為第三級的貸款及應收款項之債權產品，其公允價值按公認定價模式釐定，包括基於無法觀察的折現率計算的折算現金流量分析，以反映相關的信用風險。

### 46 承擔

(a) 於二零一七年十二月三十一日的資本性承擔如下：

At 31 December 2017 於二零一七年 十二月三十一日 \$'000 千元	At 31 December 2016 於二零一六年 十二月三十一日 \$'000 千元
1,327,203	1,807,315
876,954	1,006,225
984,544	–
1,603,592	1,537,838
4,792,293	4,351,378

# Notes to the Consolidated Financial Statements (Continued)

## 綜合財務報表附註 (續)

(Expressed in Hong Kong dollars)  
(以港幣列示)

### 46 COMMITMENTS (Continued)

- (b) As at 31 December 2017, the total future minimum lease payments under non-cancellable operating leases are payable as follows:

		At 31 December 2017 於二零一七年 十二月三十一日 \$'000 千元	At 31 December 2016 於二零一六年 十二月三十一日 \$'000 千元
Within 1 year	一年內	943,558	653,069
After 1 year but within 5 years	一年後但五年內	1,526,151	1,103,987
After 5 years	五年後	111,053	46,253
		<b>2,580,762</b>	<b>1,803,309</b>

The Group leases a number of properties under operating leases. The leases typically run for an initial period of 1 to 6 years, with an option to renew the leases while all terms are renegotiated. Lease payments are usually reviewed annually to reflect market rentals. None of the leases includes contingent rentals.

### 46 承擔 (續)

- (b) 於二零一七年十二月三十一日，根據不可解除的經營租賃在日後應付的最低租賃付款額如下：

	At 31 December 2017 於二零一七年 十二月三十一日 \$'000 千元	At 31 December 2016 於二零一六年 十二月三十一日 \$'000 千元
	943,558	653,069
	1,526,151	1,103,987
	111,053	46,253
	<b>2,580,762</b>	<b>1,803,309</b>

本集團以經營租賃租入部份物業。這些租賃一般初步為期一至六年，並有權選擇在到期日後續期，屆時所有條款均可重新商定。租賃付款通常會逐年檢討，以反映市場租金。各項租賃均不包括或然租金。

### 47 POLICYHOLDER ACCOUNT ASSETS IN RESPECT OF UNIT-LINKED PRODUCTS

Investments in held-for-trading securities	持有作交易用途之證券投資		
- Investment funds	- 投資基金	620,326	541,062
- Equity securities	- 股本證券	379,313	385,989
- Debt securities	- 債務證券	90,102	99,740
Cash and bank balances	銀行結存及現金	282,002	150,916
Money market fund	貨幣市場基金	10,069	14,328
Securities purchased under resale agreements	買入返售證券	9,286	13,242
Other assets	其他資產	1,076	1,706
		<b>1,392,174</b>	<b>1,206,983</b>

The above assets are held for policyholders of unit-linked products.

### 47 有關投資連結產品之保單持有人賬戶資產

	At 31 December 2017 於二零一七年 十二月三十一日 \$'000 千元	At 31 December 2016 於二零一六年 十二月三十一日 \$'000 千元
	620,326	541,062
	379,313	385,989
	90,102	99,740
	282,002	150,916
	10,069	14,328
	9,286	13,242
	1,076	1,706
	<b>1,392,174</b>	<b>1,206,983</b>

上述資產為為投資連結產品的保單持有人而持有。

# Notes to the Consolidated Financial Statements (Continued)

## 綜合財務報表附註 (續)

(Expressed in Hong Kong dollars)  
(以港幣列示)

### 48 CONTINGENT LIABILITIES

Other than those incurred in the normal course of the Group's insurance businesses, there was no outstanding litigation nor any other contingent liabilities as at 31 December 2017 (2016: Nil).

### 49 MATERIAL RELATED PARTY TRANSACTIONS

#### A Recurring transaction with related parties

The Group has not entered into significant recurring transactions with related parties during the Year. Remuneration of Directors and key management personnel disclosed in Notes 9 and 10.

#### B Non-recurring transaction with related parties

- (i) The Group has entered into the following significant non-recurring transaction with related parties during the Year:
  - (a) Pursuant to share purchase agreement dated 27 July 2017, the Company entered into a share purchase agreement to acquire 51,000,000 shares in Tellon from TPG (HK), the immediate holding company, representing 51% of the entire issued share capital of Tellon, at a cash consideration of \$1,960,750,100.
- (ii) Business transactions between state-owned enterprises controlled by the PRC (collectively "State-Owned Entities") are within the scope of related party transaction. During the Year, the Group had transactions with State-Owned Entities including but not limited to the sales of insurance policies and banking related services. These transactions are conducted in the ordinary course of the Group's insurance business on terms similar to those that would have been entered into with non-state-owned entities. The Group has also established its pricing strategy and approval processes for its major insurance products. Such pricing strategy and approval processes do not depend on whether the customers are State-Owned Entities or not. Having due regard to the substance of the relationships, the Directors believe that none of these transactions are related party transactions that require separate disclosure.

### 48 或然負債

除上述所披露及在本集團日常保險業務中產生的訴訟外，於二零一七年十二月三十一日，本集團概無任何未決訴訟或其他或然負債（二零一六年：無）。

### 49 重大關連人士交易

#### A 與關連人士的經常交易

本集團與關連人士於本年度沒有進行重大經常交易。董事及關鍵管理人員薪酬於附註9及10披露。

#### B 與關連人士的非經常交易

- (i) 本集團與關連人士於本年度內進行以下重大的非經常交易：
  - (a) 根據二零一七年七月二十七日的股權買賣協議，本公司與太平集團（香港）（本公司的直屬控股公司）訂立股權買賣協議，以現金1,960,750,100元作為代價，收購澤鴻51,000,000股股份，相當於澤鴻全部已發行股份的51%。
- (ii) 與中國政府控制的國家控股企業（統稱為「國有實體」）之間的業務交易屬於關聯交易。本集團於本年度內與國有實體進行包括但不限於保單銷售及銀行相關服務之交易，該些交易所執行的條款跟本集團日常保險業務過程中與非國有實體進行交易所執行的條款相似。本集團亦已制定就其主要保險產品的定價策略及審批程序。該等定價策略及審批程序與客戶是否國有實體無關。經考慮其關係的性質後，董事相信該等交易並非須獨立披露之關連人士交易。

# Notes to the Consolidated Financial Statements (Continued)

## 綜合財務報表附註 (續)

(Expressed in Hong Kong dollars)  
(以港幣列示)

### 50 STATEMENT OF FINANCIAL POSITION AND RESERVE OF HOLDING COMPANY

### 50 控股公司財務狀況表及儲備

		At 31 December 2017 於二零一七年 十二月三十一日	At 31 December 2016 於二零一六年 十二月三十一日
	Notes 附註	\$'000 千元	\$'000 千元
<b>Assets</b>	<b>資產</b>		
Fixed assets	固定資產		
– Property and equipment	– 物業及設備	31,598	15,601
– Investment properties	– 投資物業	282,827	271,722
Interests in subsidiaries	於附屬公司的權益	39,655,466	36,436,461
Interests in associates	於聯營公司的權益	6,937	6,993
Investments in debt and equity securities	債務及股本證券投資	4,025,431	4,199,495
Deferred tax assets	遞延稅項資產	–	122
Amounts due from group companies	應收集團內公司款項	6,654,287	7,607,945
Other debtors	其他應收賬款	58,654	78,541
Cash and cash equivalents	現金及現金等價物	6,416,153	9,972,089
		<b>57,131,353</b>	<b>58,588,969</b>
<b>Liabilities</b>	<b>負債</b>		
Deferred tax liabilities	遞延稅項負債	1,218	72
Bank borrowings	銀行貸款	1,477,500	1,650,000
Amounts due to group companies	應付集團內公司款項	8,003,510	10,422,211
Other payables and accruals	其他應付及應計款項	144,900	148,747
Current taxation	當期稅項	2,673	3,230
		<b>9,629,801</b>	<b>12,224,260</b>
<b>Net assets</b>	<b>資產淨值</b>	<b>47,501,552</b>	<b>46,364,709</b>
<b>Capital and reserves</b>	<b>資本及儲備</b>		
Share capital	股本	40,771,408	40,771,408
Reserves	儲備	2,022,988	886,354
		<b>42,794,396</b>	<b>41,657,762</b>
Perpetual subordinated capital securities	永續次級資本證券	4,707,156	4,706,947
<b>Total equity</b>	<b>總權益</b>	<b>47,501,552</b>	<b>46,364,709</b>

# Notes to the Consolidated Financial Statements (Continued)

## 綜合財務報表附註 (續)

(Expressed in Hong Kong dollars)  
(以港幣列示)

### 50 STATEMENT OF FINANCIAL POSITION AND RESERVE OF HOLDING COMPANY (Continued)

### 50 控股公司財務狀況表及儲備 (續)

		Capital reserve	Exchange reserve	Fair value reserve	Employee share-based compensation reserve	Shares held for Share Award Scheme	Retained profits	Perpetual subordinated capital securities	Total
		\$'000	\$'000	\$'000	\$'000	\$'000	\$'000	\$'000	\$'000
		千元	千元	千元	千元	千元	千元	千元	千元
At 1 January 2017	於二零一七年一月一日	(661,995)	11,914	1,600	4,077	(13,304)	1,544,062	4,706,947	5,593,301
Net changes in fair value of available-for-sale securities	可供出售證券公允價值變化淨額	-	-	(3,508)	-	-	-	-	(3,508)
Exchange difference on translation of foreign operations	換算境外業務的匯兌差額	-	(17,801)	-	-	-	-	-	(17,801)
Profit for the year	本年度溢利	-	-	-	-	-	1,502,390	254,726	1,757,116
Dividend declared to shareholders	向股東宣布股息	-	-	-	-	-	(359,402)	-	(359,402)
Share options lapsed	認股權失效	-	-	-	(4,077)	-	4,077	-	-
Disposal of unallocated shares held for the expired Share Award Scheme	出售為已到期的股份獎勵計劃而持有之未分配股份	-	-	-	-	13,304	1,651	-	14,955
Distributions to holders of perpetual subordinated capital securities	向永續次級資本證券持有人分配	-	-	-	-	-	-	(254,517)	(254,517)
At 31 December 2017	於二零一七年十二月三十一日	(661,995)	(5,887)	(1,908)	-	-	2,692,778	4,707,156	6,730,144

		Capital reserve	Exchange reserve	Fair value reserve	Employee share-based compensation reserve	Shares held for Share Award Scheme	Retained profits	Perpetual subordinated capital securities	Total
		\$'000	\$'000	\$'000	\$'000	\$'000	\$'000	\$'000	\$'000
		千元	千元	千元	千元	千元	千元	千元	千元
At 1 January 2016	於二零一六年一月一日	(661,995)	2,924	(11,620)	4,077	(13,304)	33,719	4,707,349	4,061,150
Net changes in fair value of available-for-sale securities	可供出售證券公允價值變化淨額	-	-	13,220	-	-	-	-	13,220
Exchange difference on translation of foreign operations	換算境外業務的匯兌差額	-	8,990	-	-	-	-	-	8,990
Profit for the year	本年度溢利	-	-	-	-	-	1,510,343	253,797	1,764,140
Distributions to holders of perpetual subordinated capital securities	向永續次級資本證券持有人分配	-	-	-	-	-	-	(254,199)	(254,199)
At 31 December 2016	於二零一六年十二月三十一日	(661,995)	11,914	1,600	4,077	(13,304)	1,544,062	4,706,947	5,593,301



# Notes to the Consolidated Financial Statements (Continued)

## 綜合財務報表附註 (續)

(Expressed in Hong Kong dollars)  
(以港幣列示)

### 51 ACCOUNTING ESTIMATES AND JUDGEMENTS 51 會計估計及判斷

The preparation of financial statements under HKFRSs requires management to make significant estimates and assumptions that affect the reported amounts of assets, liabilities, revenues and expenses as well as the related disclosures. Changes in assumptions may have a significant impact on the financial statements in the periods where the assumptions are changed. The estimates and assumptions that have a significant risk of causing a material adjustment to the carrying amounts of assets and liabilities within the next financial year are discussed below:

#### (a) Impairment of goodwill and intangible assets

The Group assesses annually if the goodwill and intangible assets associated with the acquisition of subsidiaries and associates have suffered any impairment losses in accordance with the accounting policy stated in Note 1(o). The recoverable amount of the goodwill and intangible assets is determined using discounted cash flows which require the use of estimated revenue from business operations, investment returns and an appropriate discount rate. As at 31 December 2017, the carrying amount of goodwill and intangible assets were \$768.60 million (2016: \$762.04 million) and \$262.48 million (2016 as restated: \$262.52 million) respectively.

#### (b) Held-to-maturity investments

The Group classifies non-derivative financial assets with fixed or determinable payments and fixed maturity and where the Group has a positive intention and ability to hold the assets to maturity as held-to-maturity investments. In making this judgement, the Group evaluates its intention and ability to hold such investments until maturity.

If the Group fails to hold these investments to maturity other than for certain specific circumstances, the Group would have to reclassify the entire portfolio of held-to-maturity investments as available-for-sale investments, as such portfolio of investments would be deemed to have been tainted. This would result in the held-to-maturity investments being measured at fair value instead of at amortised cost.

#### (c) Impairment of available-for-sale financial assets

The Group follows the guidance of HKAS 39 when determining whether there has been a significant or prolonged decline in the fair value of an investment in available-for-sale financial assets below its cost. This determination requires significant judgement. In making this judgement, the Group evaluates, among other factors, the duration and extent to which the fair value of an investment is less than its cost. As at 31 December 2017, the carrying amount of available-for-sale financial assets were \$114,721.33 million (2016 as restated: \$73,022.65 million).

根據香港財務報告準則編製財務報表時，管理層須作出重要估計及假設，因而影響到所列報之資產、負債、收入及開支，以至相關披露之金額。更改假設或會對更改假設之期間的財務報表造成重大影響。引致下個財政年度內之資產及負債之賬面值有重大調整主要風險之估計及假設論述如下：

#### (a) 商譽及無形資產減值

本集團每年按照附註1(o)所述之會計政策評估與收購附屬公司及聯營公司有關之商譽及無形資產是否蒙受任何減值。商譽及無形資產之可收回金額乃使用已折現現金流量釐定，已折現現金流量須使用經營業務估計收入、投資回報及適當之折現率進行計算。於二零一七年十二月三十一日，商譽及無形資產的賬面值分別為7.6860億元（二零一六年：7.6204億元）及2.6248億元（二零一六年，重列：2.6252億元）。

#### (b) 持有至到期投資

本集團將有固定或可確定付款金額及固定期限而本集團又有明確意向及有能力持有至到期日非衍生工具金融資產，分類為持有至到期投資。於作出此判斷時，本集團評估其持有該等投資直至到期之意向及能力。

除在若干特定情況下外，倘本集團未能持有該等投資至到期，本集團將必須把持有至到期投資之整個投資組合，重新分類為可供出售投資，因該投資組合已被視為受影響。這將導致持有至到期投資按公允價值而非按攤銷成本計算。

#### (c) 可供出售金融資產減值

本集團於決定可供出售金融資產之公允價值有否大幅或長期下跌至低於其成本時，乃按照香港會計準則第39號之指引作出決定。此決定需要重大的判斷。於作出此判斷時，本集團評估（包括其他因素）投資之公允價值少於其成本之年期及程度。於二零一七年十二月三十一日，可供出售金融資產的賬面值為1,147.2133億元（二零一六年，重列：730.2265億元）。

# Notes to the Consolidated Financial Statements (Continued)

## 綜合財務報表附註 (續)

(Expressed in Hong Kong dollars)  
(以港幣列示)

### 51 ACCOUNTING ESTIMATES AND JUDGEMENTS (Continued)

#### (d) Determination of insurance liabilities

The Group's insurance liabilities as at 31 December 2017 are mainly comprised of unearned premium provisions of \$15,666.10 million (2016: \$11,815.45 million), provision for outstanding claims of \$23,390.06 million (2016: \$16,716.06 million) and life insurance contract liabilities of \$383,914.84 million (2016: \$291,843.97 million).

The Group makes a reasonable estimate of the payments which the Group is required to make in fulfilling its obligations under the insurance contracts, based on information currently available at the end of the reporting period. The Group makes an estimate of assumptions used in the measurement of insurance contract liabilities, such assumptions including but not limited to mortality, morbidity, disability rates, lapse rates, expenses, policy dividend, claim development factors, expected claim ratio and risk discount rate. Also, the Group determines estimates for premiums and claims data not received from ceding companies at the date of the consolidated financial statements on the basis of historical information, actuarial analyses, financing modeling and other analytical techniques. The Directors continually review the estimates and make adjustments as necessary, but actual results could differ significantly from what is envisioned when these estimates are made.

#### (e) Fair value of investment properties and financial instruments

The fair values of investment properties and financial instruments were determined based on valuation models which involve certain assumptions. Favourable or unfavourable change to these assumptions would result in changes in the fair value and corresponding adjustment to the amount of gain or loss reported in profit or loss.

### 52 PARENT AND ULTIMATE HOLDING COMPANIES

The immediate holding company and the ultimate holding company as at 31 December 2017 are China Taiping Insurance Group (HK) Company Limited (incorporated in Hong Kong) and China Taiping Insurance Group Ltd. (established in the PRC), respectively. China Taiping Insurance Group Ltd. is ultimately controlled by the State Council of the PRC.

### 51 會計估計及判斷 (續)

#### (d) 釐定保險負債

於二零一七年十二月三十一日，本集團之保險負債主要包括未到期責任準備金156.6610億元(二零一六年：118.1545億元)、未決賠款準備233.9006億元(二零一六年：167.1606億元)及壽險合約負債3,839.1484億元(二零一六年：2,918.4397億元)。

本集團於報告期末根據目前掌握的資料就本集團須在履行其保險合約的責任需要支付的金額作出合理估計。本集團對計量保險合約負債的假設進行估計，這些假設包括但不限於死亡率、發病率、傷殘率、退保率、費用、保單紅利、賠付發展因素、預計賠付率和風險折現率。本集團因於綜合財務報表日期仍未收到分保公司所提供之保費及賠款金額數據而作出之估計，並按歷史資料、精算分析、財務模型及其他分析技巧而確定此等估計。董事不斷檢討有關之估計，並在有需要時作出調整，但實際結果可能與作出估計時預計的結果差別很大。

#### (e) 投資物業及金融工具的公允價值

投資物業及金融工具的公允價值乃根據估值模型而釐定，當中涉及若干假設。該等假設的有利或不利變化將導致公允價值產生變化及相對應對收益或虧損的調整於損益呈報。

### 52 母公司及最終控股公司

於二零一七年十二月三十一日的直屬控股公司及最終控股公司分別為於香港成立的中國太平保險集團(香港)有限公司及於中國成立的中國太平保險集團有限責任公司。中國太平保險集團有限責任公司隸屬於中國國務院。

# Notes to the Consolidated Financial Statements (Continued)

## 綜合財務報表附註 (續)

(Expressed in Hong Kong dollars)  
(以港幣列示)

### 53 POSSIBLE IMPACT OF NEW HKFRSS ISSUED BUT NOT YET EFFECTIVE FOR THE YEAR ENDED 31 DECEMBER 2017

Up to the date of issue of these financial statements, the HKICPA has issued the following new and revised HKFRSs which are not yet effective for the year ended 31 December 2017 and which have not been adopted in these financial statements.

### 53 已在截至二零一七年十二月三十一日止年度前頒布但尚未生效的新訂香港財務報告準則所可能產生的影響

在此等財務報表發布日期前，香港會計師公會頒布了以下新及經修訂香港財務報告準則，但此等新及經修訂準則於截至二零一七年十二月三十一日止年度尚未生效，因此亦尚未應用於此等財務報表。

HKFRS 9 香港財務報告準則第9號	Financial Instruments <sup>1</sup> 金融工具 <sup>1</sup>
HKFRS 15 香港財務報告準則第15號	Revenue from contracts with customers <sup>1</sup> 基於客戶合同的收入確認 <sup>1</sup>
HKFRS 16 香港財務報告準則第16號	Leases <sup>2</sup> 租賃 <sup>2</sup>
HKFRS 17 香港財務報告準則第17號	Insurance Contracts <sup>3</sup> 保險合同 <sup>3</sup>
Amendments to HKFRS 10 and HKAS 28 香港財務報告準則第10號 及香港會計準則第28號之修訂	Sale or contribution of assets between an investor and its associate or joint venture <sup>4</sup> 投資者與其聯營或合營公司之間的資產出售或注資 <sup>4</sup>
Amendments to HKAS 40 香港會計準則第40號之修訂	Transfers of investment property <sup>1</sup> 投資物業的轉換 <sup>1</sup>
Amendments to HKFRS 2 香港財務報告準則第2號之修訂	Classification and Measurement of Share-based Payment Transactions <sup>1</sup> 以股份為本交易之分類及計量 <sup>1</sup>
Amendments to HKFRS 4 香港財務報告準則第4號之修訂	Applying HKFRS 9 Financial Instruments with HKFRS 4 Insurance Contracts <sup>1</sup> 香港財務報告準則第9號「金融工具」 及香港財務報告準則第4號「保險合同」的應用 <sup>1</sup>

Note:

- <sup>1</sup> Effective for annual periods beginning on or after 1 January 2018, with earlier application permitted.
- <sup>2</sup> Effective for annual periods beginning on or after 1 January 2019, with earlier application permitted.
- <sup>3</sup> Effective for annual periods beginning on or after 1 January 2021, with earlier application permitted.
- <sup>4</sup> Effective date to be determined, with earlier application permitted.

註：

- <sup>1</sup> 生效於二零一八年一月一日或以後開始之年度期間並准許提早應用。
- <sup>2</sup> 生效於二零一九年一月一日或以後開始之年度期間並准許提早應用。
- <sup>3</sup> 生效於二零二一年一月一日或以後開始之年度期間並准許提早應用。
- <sup>4</sup> 生效日期待定並准許提早應用。

# Notes to the Consolidated Financial Statements (Continued)

## 綜合財務報表附註 (續)

(Expressed in Hong Kong dollars)  
(以港幣列示)

### 53 POSSIBLE IMPACT OF NEW HKFRSS ISSUED BUT NOT YET EFFECTIVE FOR THE YEAR ENDED 31 DECEMBER 2017 (Continued)

#### HKFRS 9 Financial Instruments

HKFRS 9 (2014) Financial Instruments replaces the whole of HKAS 39.

HKFRS 9 has three financial asset classification categories for investments in debt instruments: amortised cost, fair value through other comprehensive income (“OCI”) and fair value through profit or loss. Classification is driven by the entity’s business model for managing the debt instruments and their contractual cash flow characteristics. Investments in equity instruments are always measured at fair value. However, management can make an irrevocable election to present changes in fair value in OCI, provided the instrument is not held for trading. If the equity instrument is held for trading, changes in fair value are presented in profit or loss. For financial liabilities there are two classification categories: amortised cost and fair value through profit or loss. Where non-derivative financial liabilities are designated at fair value through profit or loss, the changes in the fair value due to changes in the liability’s own credit risk are recognised in OCI, unless such changes in fair value would create an accounting mismatch in profit or loss, in which case, all fair value movements are recognised in profit or loss. There is no subsequent recycling of the amounts in OCI to profit or loss. For financial liabilities held for trading (including derivative financial liabilities), all changes in fair value are presented in profit or loss.

HKFRS 9 introduces a new model for the recognition of impairment losses – the expected credit losses (“ECL”) model, which constitutes a change from the incurred loss model in HKAS 39. HKFRS 9 contains a “three stage” approach, which is based on the change in credit quality of financial assets since initial recognition. Assets move through the three stages as credit quality changes and the stages dictate how an entity measures impairment losses and applies the effective interest rate method. The new rules mean that on initial recognition of a non-credit impaired financial asset carried at amortised cost a day-1 loss equal to the 12-month ECL is recognised in profit or loss. In the case of accounts receivables this day-1 loss will be equal to their lifetime ECL. Where there is a significant increase in credit risk, impairment is measured using lifetime ECL rather than 12-month ECL.

HKFRS 9 applies to all hedging relationships, with the exception of portfolio fair value hedges of interest rate risk. The new guidance better aligns hedge accounting with the risk management activities of an entity and provides relief from the more “rule-based” approach of HKAS 39.

### 53 已在截至二零一七年十二月三十一日止年度前頒布但尚未生效的新訂香港財務報告準則所可能產生的影響 (續)

#### 香港財務報告準則第9號「金融工具」

香港財務報告準則第9號(2014)「金融工具」將取代香港會計準則第39號整項準則。

香港財務報告準則第9號將債務工具投資分為三類：已攤銷成本、通過其他綜合收益以反映公允價值，及通過損益以反映公允價值。分類由報告實體管理債務投資的商業模式及其合同現金流的特徵決定。權益工具的投資始終按公允價值計量。不過，管理層可以做出不可撤銷的選擇，在其他綜合收益中列報公允價值的變動，前提是權益工具的不是持有作交易。如果權益工具是持有作交易，公允價值的變動應當列報在損益中。金融負債分為兩類：已攤銷成本及通過損益以反映公允價值。當非衍生工具金融負債被指定為通過損益以反映公允價值，因為負債本身的信貸風險變動而導致的公允價值變動，在其他綜合收益中確認，除非該等公允價值變動會導致損益的會計錯配，在此情況下，所有公允價值變動在損益中確認。在其他綜合收益內的數額其後不循環至損益。對於為持有作交易的金融負債（包括衍生金融負債），所有公允價值變動在損益中列報。

香港財務報告準則第9號為確認減值損失引入了一個新模型—預期信用損失模型，這是對香港會計準則第39號指引的變化。香港財務報告準則第9號包含一種「三階段」方法，這種方法以初始確認後金融資產信用品質的變動為基礎。資產隨信用品質變動在這三個階段內轉變，不同階段決定主體對減值損失的計量方法及實際利率法的運用方式。新規定意味著，主體在對未發生信用減值的金融資產初始確認時，必須將12個月內的預期信用損失作為首日損失在損益中確認。對於貿易應收賬款，首日損失將等於其整個生命期的預期信用損失。當信用風險顯著增加時，使用整個生命期的預期信用損失（而非12個月內的預期信用損失）計量減值。

香港財務報告準則第9號適用於所有對沖關係，除了針對利率風險的組合公允價值對沖。新指引將對沖會計與主體的風險管理活動作更佳配合，並較香港會計準則第39號中較為「規則為本」的方法更為寬鬆。

# Notes to the Consolidated Financial Statements (Continued)

## 綜合財務報表附註 (續)

(Expressed in Hong Kong dollars)  
(以港幣列示)

### 53 POSSIBLE IMPACT OF NEW HKFRSS ISSUED BUT NOT YET EFFECTIVE FOR THE YEAR ENDED 31 DECEMBER 2017 (Continued)

#### HKFRS 9 Financial Instruments (Continued)

The standard is mandatorily effective for financial periods beginning on or after 1 January 2018. The Group plans to apply the temporary exemption from HKFRS 9 under Appendix F of HKFRS 4, which permits, but does not requires, the insurer to apply HKAS 39 for annual periods beginning before 1 January 2021. An insurer may apply the temporary exemption from HKFRS 9 if, and only if, (a) it has not previously applied any version of HKFRS 9, other than only the requirements for the presentation of gains and losses on financial liabilities designated as at fair value through profit or loss, and (b) its activities are predominantly connected with insurance at its annual reporting date that immediately precedes 1 April 2016, or at a subsequent annual reporting date as specified in HKFRS 4. The Directors are in the process of assessing the impact of adoption of HKFRS 9 and HKFRS 17 on the Group's consolidated financial statements.

#### HKFRS 15 Revenue from Contracts with Customers

HKFRS 15 establishes a comprehensive framework for determining when to recognise revenue and how much revenue to recognise through a 5-step approach: (1) Identify the contract(s) with customer; (2) Identify separate performance obligations in a contract; (3) Determine the transaction price; (4) Allocate transaction price to performance obligations; and (5) Recognise revenue when performance obligation is satisfied. The core principle is that a company should recognise revenue to depict the transfer of promised goods or services to the customer in an amount that reflects the consideration to which the company expects to be entitled in exchange for those goods or services. It moves away from a revenue recognition model based on an "earnings processes" to an "asset-liability" approach based on transfer of control.

HKFRS 15 provides specific guidance on capitalisation of contract cost and licence arrangements. It also includes a cohesive set of disclosure requirements about the nature, amount, timing and uncertainty of revenue and cash flows arising from the entity's contracts with customers.

### 53 已在截至二零一七年十二月三十一日止年度前頒布但尚未生效的新訂香港財務報告準則所可能產生的影響 (續)

#### 香港財務報告準則第9號「金融工具」(續)

該準則於二零一八年一月一日或之後開始的財政期間強制生效。本集團計劃應用香港財務報告準則第4號附錄F下對香港財務報告準則第9號之暫時豁免。這允許但不要求，保險公司在二零二一年一月一日或之前開始的年度應用香港會計準則第39號。保險公司僅在以下情況下可以應用香港財務報告準則第9號之暫時豁免：(a)除指定為以公允價值計量且其變動計入當期損益的金融負債的要求外，之前並無應用香港財務報告準則第9號的任何版本，及(b)於緊接二零一六年四月一日前的年度報告日或香港財務報告準則第4號所指定的其後年度報告日期，其活動主要與保險相關。董事正評估採納香港財務報告準則第9號及香港財務報告準則第17號對本集團綜合財務報表的影響。

#### 香港財務報告準則第15號「基於客戶合同的收入確認」

香港財務報告準則第15號建立了一個綜合框架，通過五步法來確定何時確認收入以及應當確認多少收入：(1) 界定與客戶的合同；(2) 界定合同內獨立的履約義務；(3) 釐定交易價格；(4) 將交易價格分攤至合同內的履約義務；(5) 當主體符合履約義務時確認收入。核心原則為主體須確認收入，以體現向客戶轉讓承諾貨品或服務的數額，並反映主體預期交換該等貨品或服務而應得的對價。它摒棄了基於「收益過程」的收入確認模型，轉向基於控制轉移的「資產-負債」模型。

香港財務報告準則第15號就合同成本的資本化和許可安排提供了具體的指引。它同時包括了一整套有關客戶合同的性質、金額、時間以及收入和現金流的不確定性的披露要求。

# Notes to the Consolidated Financial Statements (Continued)

## 綜合財務報表附註 (續)

(Expressed in Hong Kong dollars)  
(以港幣列示)

### 53 POSSIBLE IMPACT OF NEW HKFRSS ISSUED BUT NOT YET EFFECTIVE FOR THE YEAR ENDED 31 DECEMBER 2017 (Continued)

#### HKFRS 15 Revenue from Contracts with Customers (Continued)

HKFRS 15 replaces the previous revenue standards:

- HKAS 18 *Revenue*; and
- HKAS 11 *Construction Contracts*;

and the related Interpretations on revenue recognition:

- HK(IFRIC) 13 *Customer Loyalty Programmes*;
- HK(IFRIC) 15 *Agreements for the Construction of Real Estate*;
- HK(IFRIC) 18 *Transfers of Assets from Customers*; and
- SIC-31 *Revenue – Barter Transactions Involving Advertising Services*

The Directors assess and expect the impact of adoption of HKFRS 15 on the Group's consolidated financial statements to be not material.

#### Amendments to HKFRS 10 and HKAS 28 Sale or Contribution of Assets between an Investor and its Associate and Joint Venture

The amendments address an inconsistency between HKFRS 10 and HKAS 28 in the sale and contribution of assets between an investor and its associate or joint venture.

A full gain or loss is recognised when a transaction involves a business. A partial gain or loss is recognised when a transaction involves assets that do not constitute a business, even if those assets are in a subsidiary.

The Directors do not anticipate that the application of the Amendments to HKFRS 10 and HKAS 28 *Sale or Contribution of Assets between an Investor and its Associate and Joint Venture* will have a material effect on the Group's consolidated financial statements.

Except as described above, the Directors anticipate that the application of the other new and revised HKFRS will not have material impact on the Group's financial performance and positions for the coming financial years and/or on the disclosures set out in these consolidated financial statements.

### 53 已在截至二零一七年十二月三十一日止年度前頒布但尚未生效的新訂香港財務報告準則所可能產生的影響 (續)

#### 香港財務報告準則第15號「基於客戶合同的收入確認」(續)

香港財務報告準則第15號取代了之前收入準則:

- 香港會計準則第18號「收入」; 和
- 香港會計準則第11號「建造合同」;

以及與收入確認相關的解析:

- 香港(國際財務報告解釋理事會)第13號「客戶忠誠度計劃」;
- 香港(國際財務報告解釋理事會)第15號「房地產建造協議」;
- 香港(國際財務報告解釋理事會)第18號「轉撥自客戶的資產」; 及
- 解釋公告第31號「收入—涉及廣告服務的以物易物交易」

董事評估並預期應用香港財務報告準則第15號對本集團綜合財務報表造成的影響不重大。

#### 香港財務報告準則第10號及香港會計準則第28號之修訂「投資者與其聯營或合營公司之間的資產出售或注資」

此等修改針對香港財務報告準則第10號及香港會計準則第28號之間有關投資者與其聯營或合營公司之間的資產出售或注資兩者的不一致性。

當交易涉及一項業務,須確認全數利得或虧損。當交易涉及不構成一項業務的資產項,須確認部分利得或虧損,即使該等資產在附屬公司以內。

董事預期應用包括在香港財務報告準則第10號及香港會計準則第28號之修訂「投資者與其聯營或合營公司之間的資產出售或注資」中的修訂將不會對本集團的綜合財務報表產生重大影響。

除以上載述外,董事預期應用其他新訂或經修訂香港財務報告準則將不會對本集團下一個財政年度的業績及財務狀況及/或在該等綜合財務報表的披露規定產生重大影響。

# Independent Auditor's Report

## 獨立核數師報告



羅兵咸永道

To the Members of  
**China Taiping Insurance Holdings Company Limited**  
*(incorporated in Hong Kong with limited liability)*

致中國太平保險控股有限公司成員  
*(於香港註冊成立的有限公司)*

### OPINION

意見

What we have audited

我們已審計的內容

The consolidated financial statements of China Taiping Insurance Holdings Company Limited (the "Company") and its subsidiaries (the "Group") set out on pages 124 to 325, which comprise:

中國太平保險控股有限公司(以下簡稱「貴公司」)及其附屬公司(以下統稱「貴集團」)列載於第124至325頁的綜合財務報表,包括:

- the consolidated statement of financial position as at 31 December 2017;
  - the consolidated statement of profit or loss for the year then ended;
  - the consolidated statement of profit or loss and other comprehensive income for the year then ended;
  - the consolidated statement of changes in equity for the year then ended;
  - the consolidated statement of cash flows for the year then ended; and
  - the notes to the consolidated financial statements, which include a summary of significant accounting policies.
- 於二零一七年十二月三十一日的綜合財務狀況表;
  - 截至該日止年度的綜合損益表;
  - 截至該日止年度的綜合損益及其他全面收益表;
  - 截至該日止年度的綜合權益變動表;
  - 截至該日止年度的綜合現金流量表;及
  - 綜合財務報表附註,包括主要會計政策概要。

Our opinion

我們的意見

In our opinion, the consolidated financial statements give a true and fair view of the consolidated financial position of the Group as at 31 December 2017, and of its consolidated financial performance and its consolidated cash flows for the year then ended in accordance with Hong Kong Financial Reporting Standards ("HKFRSs") issued by the Hong Kong Institute of Certified Public Accountants ("HKICPA") and have been properly prepared in compliance with the Hong Kong Companies Ordinance.

我們認為,該等綜合財務報表已根據香港會計師公會頒布的《香港財務報告準則》真實而中肯地反映了貴集團於二零一七年十二月三十一日的綜合財務狀況及其截至該日止年度的綜合財務表現及綜合現金流量,並已遵照香港《公司條例》妥為擬備。

# Independent Auditor's Report

## 獨立核數師報告

### BASIS FOR OPINION

We conducted our audit in accordance with Hong Kong Standards on Auditing (“HKSA”) issued by the HKICPA. Our responsibilities under those standards are further described in the Auditor's Responsibilities for the Audit of the Consolidated Financial Statements section of our report.

We believe that the audit evidence we have obtained is sufficient and appropriate to provide a basis for our opinion.

### Independence

We are independent of the Group in accordance with the HKICPA's Code of Ethics for Professional Accountants (“the Code”), and we have fulfilled our other ethical responsibilities in accordance with the Code.

### KEY AUDIT MATTERS

Key audit matters are those matters that, in our professional judgment, were of most significance in our audit of the consolidated financial statements of the current period. These matters were addressed in the context of our audit of the consolidated financial statements as a whole, and in forming our opinion thereon, and we do not provide a separate opinion on these matters.

Key audit matters identified in our audit are summarised as follows:

- Valuation of life insurance contract liabilities
- Valuation of provision for outstanding claims for general insurance businesses
- Valuation of unlisted equity securities

### 意見的基礎

我們已根據香港會計師公會頒布的《香港審計準則》進行審計。我們在該等準則下承擔的責任已在本報告「核數師就審計綜合財務報表承擔的責任」部分中作進一步闡述。

我們相信，我們所獲得的審計憑證能充足及適當地為我們的審計意見提供基礎。

### 獨立性

根據香港會計師公會頒布的《專業會計師道德守則》（以下簡稱「守則」），我們獨立於貴集團，並已履行守則中的其他專業道德責任。

### 關鍵審計事項

關鍵審計事項是根據我們的專業判斷，認為對本期綜合財務報表的審計最為重要的事項。這些事項是在我們審計整體綜合財務報表及出具意見時進行處理的。我們不會對這些事項提供單獨的意見。

我們在審計中識別的關鍵審計事項概述如下：

- 壽險合約負債的計量
- 財產保險未決賠款準備的計量
- 非上市股本證券投資的估值



# Independent Auditor's Report

## 獨立核數師報告

### Key Audit Matter 關鍵審計事項

#### **Valuation of life insurance contract liabilities** 壽險合約負債的計量

Refer to Note 1(d) Significant Accounting Policies – Recognition and measurement of contracts (ii) Life insurance contract liabilities, and Note 27 Life insurance contract liabilities.

參見附註1(d) 主要會計政策－合約確認及計量(ii) 壽險合約負債和附註27壽險合約負債。

Refer to Note 51(d) Accounting Estimates and Judgements – Determination of insurance liabilities.

參見附註51(d) 會計估計及判斷－釐定保險負債。

The Group had life insurance contract liabilities of HK\$383,915 million as at 31 December 2017, representing 65.7% of the Group's total liabilities. 貴集團於二零一七年十二月三十一日之壽險合約負債為3,839.15億港元，相當於 貴集團總負債的65.7%。

The valuation of life insurance contract liabilities requires the use of appropriate actuarial methodologies, and also various economic and operational assumptions that are subject to a high degree of management's judgement. Therefore, this is identified as a key audit matter in our audit. There are inherent uncertainties in the estimation of future policyholder benefits as at the balance sheet date. The key assumptions used in measuring the life insurance contract liabilities include discount rates, mortality and morbidity rates, disability rates, lapse rates, expenses, and policy dividend.

壽險合約負債的計量需使用適當的精算方法以及各種有關經濟和運營的假設，涉及高程度的管理層判斷。因此，壽險合約負債的計量被定為關鍵審計事項。在資產負債表日，保單持有人未來給付的估計存在根本的不確定性。計量壽險合約負債的關鍵假設包括折現率、死亡率及發病率、傷殘率、退保率、費用和保單紅利。

### How our audit addressed the Key Audit Matter 我們的審計如何處理關鍵審計事項

We evaluated the internal controls over the actuarial process of the valuation of life insurance contract liabilities.

我們評估了壽險合約負債計量中的精算過程中的內部控制。

We involved our actuarial experts in performing all of the following audit procedures.

我們的精算專家參與了以下所有審計程序的執行工作。

We checked the appropriateness of the methodologies adopted against market actuarial practices. We assessed the reasonableness of the key assumptions used including discount rates, mortality and morbidity rates, disability rates, lapse rates, expenses, and policy dividend, and management's rationale for the judgements applied. We considered the Group's historical data and applicable industry experiences.

我們根據市場一般精算做法，檢查 貴集團所採用的精算方法的適用性。我們評估了關鍵假設的合理性，包括折現率、死亡率和發病率、傷殘率、退保率、費用和保單紅利，以及管理層作出判斷的基礎理論。我們考慮了 貴集團的歷史資料和適用的行業經驗。

We evaluated the overall reasonableness of the life insurance contract liabilities through trend and movement analysis, analysis of actual experiences against expected results, and analysis of impacts of key assumption changes.

我們通過進行壽險合約負債趨勢及變動分析、對實際經驗與預期的結果進行比較分析、並分析關鍵假設變動的影響，從而評估壽險合約負債的整體合理性。

Based on the work performed, we considered the key assumptions and methodologies applied to be appropriate for the valuation of life insurance contract liabilities.

根據已完成的工作，我們認為用於計量壽險合約負債時的關鍵假設及計量方法均為合適。

# Independent Auditor's Report

## 獨立核數師報告

### Key Audit Matter 關鍵審計事項

#### *Valuation of provision for outstanding claims for general insurance businesses*

##### 財產保險未決賠款準備的計量

Refer to Note 1(d) Significant Accounting Policies – Recognition and measurement of contracts (iv) Provision for outstanding claims, and Note 29 Provision for outstanding claims in respect of general insurance.

參見附註1(d) 主要會計政策—合約確認及計量(iv) 未決賠款準備及附註29財產保險相關的未決賠款準備。

Refer to Note 51(d) Accounting Estimates and Judgements – Determination of insurance liabilities.

參見附註51(d) 會計估計及判斷—釐定保險負債

The Group had provision for outstanding claims for general insurance businesses of HK\$22,248 million as at 31 December 2017, representing 3.8% of the Group's total liabilities.

貴集團於二零一七年十二月三十一日之財產保險未決賠款準備為222.48億港元，相當於 貴集團總負債的3.8%。

The valuation of provision for outstanding claims for general insurance businesses involves a high degree of management's judgement and therefore is our audit focus. The key assumption in measuring provision for outstanding claims for general insurance businesses is the ultimate claims expenses, which is estimated based on the Group's past claims development experiences. Actuarial methods are used to extrapolate the expected loss ratios based on the historical data such as development of paid and incurred losses, and average costs per claim.

財產保險未決賠款準備的計量涉及高程度的管理層判斷，因此成為我們的關注事項。計量財產保險未決賠款準備的關鍵假設是根據 貴集團過去的賠付發展經驗估計的最終賠付成本。 貴集團根據歷史資料例如已支付和已發生損失的發展以及賠付的平均成本，使用精算方法來推斷預期賠付率。

### How our audit addressed the Key Audit Matter 我們的審計如何處理關鍵審計事項

We evaluated the internal controls over the actuarial process, including data collection and analysis, in estimating the valuation of provision for outstanding claims for general businesses. We involved our actuarial experts in performing all of the following audit procedures.

我們評估了財產保險未決賠款準備計量中精算過程中的內部控制，包括資料收集和分析。我們的精算專家參與了以下所有審計程序的執行工作。

We developed our independent view of a range of best estimates of the provision for outstanding claims for general insurance businesses and compared with management's estimates. We further assessed the reasonableness of management's key assumption, being the ultimate claims expenses, by considering the Group's historical data and applicable industry experiences.

我們就財產保險未決賠款準備獨立推算了最佳估計範圍，並与管理層的估計做出比較。我們亦根據 貴集團財產保險合約的歷史資料和適用的行業經驗，評估了管理層的關鍵假設的合理性，即最終賠付成本。

We evaluated the overall reasonableness of the provision for outstanding claims for general insurance businesses by performing retrospective analysis and assessed whether there is any indication that the estimated liability may be inadequate.

我們通過進行回溯性分析評估財產保險未決賠款準備的整體合理性，並評估是否有任何跡象表明預計負債可能不足。

Based on the work performed, we considered the assumptions and methodologies applied to be appropriate for the valuation of outstanding claims liabilities for general insurance businesses.

根據已完成的工作，我們認為用於計量財產保險未決賠款準備時被採用的關鍵假設及計量方法均為合適。

# Independent Auditor's Report

## 獨立核數師報告

### Key Audit Matter 關鍵審計事項

#### *Valuation of unlisted equity securities* 非上市股本證券投資的估值

Refer to Note 1(h) Significant Accounting Policies – Investments in debt and equity securities, Note 19 Investments in debt and equity securities and Note 45 Fair value of financial instruments.

參見附註1(h)主要會計政策－債務及股本證券投資，附註19債務及股本證券投資及附註45金融工具的公允價值。

The Group held unlisted equity securities that were classified under available-for-sale and designated at fair value through profit or loss and were classified as level 3 for fair value measurement purposes. These unlisted equity securities represented 2.7% of the Group's total assets as at the balance sheet date. The valuation of these securities involves a high degree of management's judgements as they are valued based on assumptions which are not observable from the market. The valuation of unlisted equity securities is identified as an area of our focus.

貴集團持有被分類為可供出售的及指定為通過損益以反映公允價值以及公允價值計量被分類為第三級的非上市股本證券投資。在資產負債表日，這些非上市股本證券投資佔貴集團總資產的2.7%。由於這類證券投資的估值基於在市場上不可觀察的假設，其估值涉及高程度的管理層判斷。因此非上市股本證券投資的估值是我們關注的事項。

### How our audit addressed the Key Audit Matter 我們的審計如何處理關鍵審計事項

We evaluated the internal controls over the investment valuation process.

我們評估了投資評估過程中的內部控制。

We involved our internal valuation experts in assessing the methodologies and key assumptions in the valuation of these financial assets. We also assessed the reasonableness of the key unobservable inputs used in the valuation such as discount rates, comparable company valuation multiples, liquidity spreads, and recent transaction prices of similar securities.

我們的內部估值專家參與了對這些投資估值用的方法和關鍵假設的評估。我們也評估了採用於估值那些不可觀察的關鍵投入的合理性，比如折現率、可比公司估值倍數、流動性價差、相似的金融工具的近期交易價格等。

Based on the work performed, we considered the assumptions and methodologies applied to be appropriate for the valuation of these unlisted equity securities.

根據已完成的工作，我們認為用於計量非上市股本證券投資的估值時被採用的方法和假設均為合適。

## OTHER INFORMATION

The directors of the Company are responsible for the other information. The other information comprises all of the information included in the annual report other than the consolidated financial statements and our auditor's report thereon.

Our opinion on the consolidated financial statements does not cover the other information and we do not express any form of assurance conclusion thereon.

In connection with our audit of the consolidated financial statements, our responsibility is to read the other information and, in doing so, consider whether the other information is materially inconsistent with the consolidated financial statements or our knowledge obtained in the audit or otherwise appears to be materially misstated.

## 其他信息

貴公司董事須對其他信息負責。其他信息包括年報內的所有信息，但不包括綜合財務報表及我們的核數師報告。

我們對綜合財務報表的意見並不涵蓋其他信息，我們亦不對該等其他信息發表任何形式的鑒證結論。

結合我們對綜合財務報表的審計，我們的責任是閱讀其他信息，在此過程中，考慮其他信息是否與綜合財務報表或我們在審計過程中所瞭解的情況存在重大抵觸或者似乎存在重大錯誤陳述的情況。

# Independent Auditor's Report

## 獨立核數師報告

If, based on the work we have performed, we conclude that there is a material misstatement of this other information, we are required to report that fact. We have nothing to report in this regard.

### RESPONSIBILITIES OF DIRECTORS AND THE AUDIT COMMITTEE FOR THE CONSOLIDATED FINANCIAL STATEMENTS

The directors of the Company are responsible for the preparation of the consolidated financial statements that give a true and fair view in accordance with HKFRSs issued by the HKICPA and the Hong Kong Companies Ordinance, and for such internal control as the directors determine is necessary to enable the preparation of consolidated financial statements that are free from material misstatement, whether due to fraud or error.

In preparing the consolidated financial statements, the directors are responsible for assessing the Group's ability to continue as a going concern, disclosing, as applicable, matters related to going concern and using the going concern basis of accounting unless the directors either intend to liquidate the Group or to cease operations, or have no realistic alternative but to do so.

The Audit Committee is responsible for overseeing the Group's financial reporting process.

### AUDITOR'S RESPONSIBILITIES FOR THE AUDIT OF THE CONSOLIDATED FINANCIAL STATEMENTS

Our objectives are to obtain reasonable assurance about whether the consolidated financial statements as a whole are free from material misstatement, whether due to fraud or error, and to issue an auditor's report that includes our opinion. We report our opinion solely to you, as a body, in accordance with Section 405 of the Hong Kong Companies Ordinance and for no other purpose. We do not assume responsibility towards or accept liability to any other person for the contents of this report. Reasonable assurance is a high level of assurance, but is not a guarantee that an audit conducted in accordance with HKSAAs will always detect a material misstatement when it exists. Misstatements can arise from fraud or error and are considered material if, individually or in the aggregate, they could reasonably be expected to influence the economic decisions of users taken on the basis of these consolidated financial statements.

基於我們已執行的工作，如果我們認為其他信息存在重大錯誤陳述，我們需要報告該事實。在這方面，我們沒有任何報告。

### 董事及審計委員會就綜合財務報表須承擔的責任

貴公司董事須負責根據香港會計師公會頒布的《香港財務報告準則》及香港《公司條例》擬備真實而中肯的綜合財務報表，並對其認為為使綜合財務報表的擬備不存在由於欺詐或錯誤而導致的重大錯誤陳述所需的內部控制負責。

在擬備綜合財務報表時，董事負責評估 貴集團持續經營的能力，並在適用情況下披露與持續經營有關的事項，以及使用持續經營為會計基礎，除非董事有意將 貴集團清盤或停止經營，或別無其他實際的替代方案。

審計委員會須負責監督 貴集團的財務報告過程。

### 核數師就審計綜合財務報表承擔的責任

我們的目標，是對綜合財務報表整體是否不存在由於欺詐或錯誤而導致的重大錯誤陳述取得合理保證，並出具包括我們意見的核數師報告。我們僅按照香港《公司條例》第405條向閣下（作為整體）報告我們的意見，除此之外本報告別無其他目的。我們不會就本報告的內容向任何其他人士負上或承擔任何責任。合理保證是高水準的保證，但不能保證按照《香港審計準則》進行的審計，在某一重大錯誤陳述存在時總能發現。錯誤陳述可以由欺詐或錯誤引起，如果合理預期它們單獨或匯總起來可能影響綜合財務報表使用者依賴綜合財務報表所作出的經濟決定，則有關的錯誤陳述可被視作重大。

# Independent Auditor's Report

## 獨立核數師報告

As part of an audit in accordance with HKSA's, we exercise professional judgment and maintain professional scepticism throughout the audit. We also:

- Identify and assess the risks of material misstatement of the consolidated financial statements, whether due to fraud or error, design and perform audit procedures responsive to those risks, and obtain audit evidence that is sufficient and appropriate to provide a basis for our opinion. The risk of not detecting a material misstatement resulting from fraud is higher than for one resulting from error, as fraud may involve collusion, forgery, intentional omissions, misrepresentations, or the override of internal control.
  - Obtain an understanding of internal control relevant to the audit in order to design audit procedures that are appropriate in the circumstances, but not for the purpose of expressing an opinion on the effectiveness of the Group's internal control.
  - Evaluate the appropriateness of accounting policies used and the reasonableness of accounting estimates and related disclosures made by the directors.
  - Conclude on the appropriateness of the directors' use of the going concern basis of accounting and, based on the audit evidence obtained, whether a material uncertainty exists related to events or conditions that may cast significant doubt on the Group's ability to continue as a going concern. If we conclude that a material uncertainty exists, we are required to draw attention in our auditor's report to the related disclosures in the consolidated financial statements or, if such disclosures are inadequate, to modify our opinion. Our conclusions are based on the audit evidence obtained up to the date of our auditor's report. However, future events or conditions may cause the Group to cease to continue as a going concern.
  - Evaluate the overall presentation, structure and content of the consolidated financial statements, including the disclosures, and whether the consolidated financial statements represent the underlying transactions and events in a manner that achieves fair presentation.
  - Obtain sufficient appropriate audit evidence regarding the financial information of the entities or business activities within the Group to express an opinion on the consolidated financial statements. We are responsible for the direction, supervision and performance of the group audit. We remain solely responsible for our audit opinion.
- 在根據《香港審計準則》進行審計的過程中，我們運用了專業判斷，保持了專業懷疑態度。我們亦：
- 識別和評估由於欺詐或錯誤而導致綜合財務報表存在重大錯誤陳述的風險，設計及執行審計程序以應對這些風險，以及獲取充足和適當的審計憑證，作為我們意見的基礎。由於欺詐可能涉及串謀、偽造、蓄意遺漏、虛假陳述，或凌駕於內部控制之上，因此未能發現因欺詐而導致的重大錯誤陳述的風險高於未能發現因錯誤而導致的重大錯誤陳述的風險。
  - 了解與審計相關的內部控制，以設計適當的審計程序，但目的並非對 貴集團內部控制的有效性發表意見。
  - 評價董事所採用會計政策的恰當性及作出會計估計和相關披露的合理性。
  - 對董事採用持續經營會計基礎的恰當性作出結論。根據所獲取的審計憑證，確定是否存在與事項或情況有關的重大不確定性，從而可能導致對 貴集團的持續經營能力產生重大疑慮。如果我們認為存在重大不確定性，則有必要在核數師報告中提請使用者注意綜合財務報表中的相關披露。假若有關的披露不足，則我們應當發表非無保留意見。我們的結論是基於核數師報告日止所取得的審計憑證。然而，未來事項或情況可能導致 貴集團不能持續經營。
  - 評價綜合財務報表的整體列報方式、結構和內容，包括披露，以及綜合財務報表是否中肯反映交易和事項。
  - 就 貴集團內實體或業務活動的財務信息獲取充足、適當的審計憑證，以便對綜合財務報表發表意見。我們負責 貴集團審計的方向、監督和執行。我們為審計意見承擔全部責任。

## Independent Auditor's Report

### 獨立核數師報告

We communicate with the Audit Committee regarding, among other matters, the planned scope and timing of the audit and significant audit findings, including any significant deficiencies in internal control that we identify during our audit.

We also provide the Audit Committee with a statement that we have complied with relevant ethical requirements regarding independence, and to communicate with them all relationships and other matters that may reasonably be thought to bear on our independence, and where applicable, related safeguards.

From the matters communicated with the Audit Committee, we determine those matters that were of most significance in the audit of the consolidated financial statements of the current period and are therefore the key audit matters. We describe these matters in our auditor's report unless law or regulation precludes public disclosure about the matter or when, in extremely rare circumstances, we determine that a matter should not be communicated in our report because the adverse consequences of doing so would reasonably be expected to outweigh the public interest benefits of such communication.

The engagement partner on the audit resulting in this independent auditor's report is Wong Kin Lap.

**PricewaterhouseCoopers**  
*Certified Public Accountants*

Hong Kong, 23 March 2018

除其他事項外，我們與審計委員會溝通了計劃的審計範圍、時間安排、重大審計發現等，包括我們在審計中識別出內部控制的任何重大缺陷。

我們還向審計委員會提交聲明，說明我們已符合有關獨立性的相關專業道德要求，並與他們溝通有可能合理地被認為會影響我們獨立性的所有關係和其他事項，以及在適用的情況下，相關的防範措施。

從與審計委員會溝通的事項中，我們確定哪些事項對本期綜合財務報表的審計最為重要，因而構成關鍵審計事項。我們在核數師報告中描述這些事項，除非法律法規不允許公開披露這些事項，或在極端罕見的情況下，如果合理預期在我們報告中溝通某事項造成的負面後果超過產生的公眾利益，我們決定不應在報告中溝通該事項。

出具本獨立核數師報告的審計項目合夥人是黃健立。

**羅兵咸永道會計師事務所**  
執業會計師

香港，二零一八年三月二十三日

# Five Year Financial Summary

## 五年財務概要

(Expressed in Hong Kong dollars)  
(以港幣列示)

### RESULTS

### 業績

		2017 二零一七年	2016 二零一六年 (Restated) (重列)	2015 二零一五年	2014 二零一四年	2013 二零一三年
		\$'000 千元	\$'000 千元	\$'000 千元	\$'000 千元	\$'000 千元
<b>Income</b>	<b>收入</b>					
Total premiums written and policy fees	總保費及保單費收入	178,676,194	149,265,378	138,431,538	111,602,669	86,373,412
Less: Premiums ceded to reinsurers	減：分出保費	(6,028,323)	(4,615,285)	(6,718,355)	(43,182,475)	(3,328,291)
Net premiums written and policy fees	淨保費收入及保單費收入	172,647,871	144,650,093	131,713,183	68,420,194	83,045,121
Change in unearned premium provisions, net of reinsurance	未到期責任準備金變化， 減再保險	(2,458,357)	(1,081,519)	(1,056,420)	(1,706,169)	(1,551,654)
Net earned premiums and policy fees	已賺取保費及保單費收入淨額	170,189,514	143,568,574	130,656,763	66,714,025	81,493,467
Investment income	投資收入	21,647,114	20,075,512	28,151,683	17,654,299	11,491,847
Other income	其他收益	4,263,500	2,919,416	1,859,982	748,851	575,620
Total income	收入總額	196,100,128	166,563,502	160,668,428	85,117,175	93,560,934
<b>Benefits, losses and expenses</b>	<b>給付、賠款及費用</b>					
Net policyholders' benefits	保單持有人利益淨額	(63,261,943)	(32,832,962)	(61,519,614)	(34,030,114)	(21,476,062)
Net commission expenses	佣金支出淨額	(21,125,565)	(16,704,474)	(12,872,561)	(10,887,494)	(8,136,281)
Administrative and other expenses	行政及其他費用	(27,707,473)	(22,693,798)	(23,391,703)	(18,418,330)	(13,931,477)
Change in life insurance contract liabilities, net of reinsurance	壽險合約負債變化， 減再保險	(70,689,615)	(83,642,837)	(50,824,406)	(14,349,985)	(46,442,437)
Total benefits, losses and expenses	給付、賠款及費用總額	(182,784,596)	(155,874,071)	(148,608,284)	(77,685,923)	(89,986,257)
Share of results of associates and joint ventures	應佔聯營公司及 合營公司業績	13,315,532	10,689,431	12,060,144	7,431,252	3,574,677
Finance costs	財務費用	528,012	59,061	(2,393)	1,965	(779)
		(2,123,569)	(1,377,224)	(1,049,337)	(819,593)	(859,081)
<b>Profit before taxation</b>	<b>除稅前溢利</b>	<b>11,719,975</b>	<b>9,371,268</b>	<b>11,008,414</b>	<b>6,613,624</b>	<b>2,714,817</b>
Income tax charges	稅項支出	(3,755,722)	(2,956,240)	(2,840,176)	(1,739,522)	(374,764)
<b>Profit after taxation</b>	<b>除稅後溢利</b>	<b>7,964,253</b>	<b>6,415,028</b>	<b>8,168,238</b>	<b>4,874,102</b>	<b>2,340,053</b>
<b>Attributable to:</b>	<b>應佔：</b>					
Owners of the Company	本公司股東權益	6,136,187	4,831,649	6,341,236	4,041,682	1,652,934
Non-controlling interests	非控股股東權益	1,828,066	1,583,379	1,827,002	832,420	687,119
		7,964,253	6,415,028	8,168,238	4,874,102	2,340,053

Note: The results for the year ended 31 December 2016 had been prepared in accordance with the merger accounting on business combination as set out on the Annual Report. However, the results for years ended 31 December 2015 had not been restated accordingly.

註：截至二零一六年十二月三十一日止年度之業績，已根據載於年報之業務合併應用合併會計而編製。然而，截至二零一五年十二月三十一日止年度之業績，並沒有作相應重列。

# Five Year Financial Summary

## 五年財務概要

(Expressed in Hong Kong dollars)  
(以港幣列示)

		2017 二零一七年	2016 二零一六年 (Restated) (重列)	2015 二零一五年	2014 二零一四年	2013 二零一三年
		\$'000 千元	\$'000 千元	\$'000 千元	\$'000 千元	\$'000 千元
<b>Assets and liabilities</b>	<b>資產及負債</b>					
Statutory deposits	法定存款	6,108,609	5,643,348	5,896,222	5,054,556	4,738,712
Fixed assets	固定資產	33,476,898	27,523,858	23,739,435	23,858,454	19,543,542
Goodwill and intangible assets	商譽及無形資產	1,031,076	1,024,562	930,185	930,185	1,033,901
Interests in associates and joint ventures	於聯營公司及合營公司的權益	6,295,711	2,224,578	978,429	25,164	25,133
Deferred tax assets	遞延稅項資產	1,186,933	687,189	365,493	253,613	265,386
Investments in debt and equity securities	債務及股本證券投資	412,925,424	307,907,849	273,574,170	246,105,105	197,887,314
Securities purchased under resale agreements	買入返售證券	7,624,349	5,497,736	5,116,737	916,850	214,949
Amounts due from group companies	應收集團內公司款項	14,980	13,629	19,704	12,254	35,478
Insurance debtors	保險客戶應收賬款	8,552,817	6,693,635	9,237,674	6,843,970	3,152,442
Reinsurers' share of insurance contract provisions	分保公司應佔保險合約準備	9,869,288	5,835,514	34,155,408	41,274,875	3,251,762
Policyholder account assets in respect of unit-linked products	有關投資連結產品之保單持有人賬戶資產	1,392,174	1,206,983	1,780,194	2,501,087	2,778,038
Finance lease receivables	應收金融租賃	46,165,667	37,788,259	23,030,665	5,040,715	-
Other assets	其他資產	54,324,337	38,158,994	33,749,076	28,856,067	17,899,408
Tax recoverable	可收回稅項	-	-	-	689	32,900
Assets classified as held-for-sale	分類為持有作出售之資產	-	-	-	45,130	-
Pledged and restricted bank deposits	已抵押及受限制銀行存款	833,151	685,406	399,172	515,897	353,246
Cash and cash equivalents and deposits at bank with original maturity more than three months	現金及現金等價物及原到期日超過三個月的銀行存款	76,672,279	68,116,119	75,058,790	81,314,374	67,329,846
Total assets	總資產	666,473,693	509,007,659	488,031,354	443,548,985	318,542,057
Less: Total liabilities	減：總負債	(584,752,995)	(438,759,028)	(416,232,721)	(392,210,469)	(293,084,044)
Non-controlling interests	非控股股東權益	(15,280,272)	(12,424,210)	(12,070,628)	(10,638,266)	(4,036,567)
		66,440,426	57,824,421	59,728,005	40,700,250	21,421,446
Share capital	股本	40,771,408	40,771,408	40,771,408	27,291,104	85,294
Reserves	儲備	20,961,862	12,346,066	14,249,248	8,701,879	21,336,152
Perpetual subordinated capital securities	永續次級資本證券	4,707,156	4,706,947	4,707,349	4,707,267	-
		66,440,426	57,824,421	59,728,005	40,700,250	21,421,446
		dollar 元	dollar 元	dollar 元	dollar 元	dollar 元
<b>Earnings per share</b>	<b>每股盈利</b>					
Basic	基本	1.636	1.274	1.783	1.442	0.748
Diluted	攤薄	1.636	1.274	1.781	1.440	0.746



## Definitions

*In the annual report, the following expressions shall have the following meanings unless the context requires otherwise:*

“Ageas”	Ageas Insurance International N.V.
“Board”	the board of Directors
“BVI”	British Virgin Islands
“C-ROSS”	China Risk Oriented Solvency System
“CIRC”	China Insurance Regulatory Commission
“Code”	Corporate Governance Code as set out in Appendix 14 of the Listing Rules
“CTPI (HK)”	China Taiping Insurance (HK) Company Limited
“Directors”	The directors of the Company, including the independent non-executive directors
“Grantee”	A person who has been granted the right to accept the Company’s offer of share options
“HKAS”	Hong Kong Accounting Standard
“HKFRS”	Hong Kong Financial Reporting Standard
“HKICPA”	Hong Kong Institute of Certified Public Accountants
“HK(IFRIC)-Int”	Hong Kong (International Financial Reporting Interpretations Committee)-Interpretation
“Hong Kong”	Hong Kong Special Administrative Region of the PRC
“Indonesia”	Republic of Indonesia
“Last Year”	The year ended 31 December 2016
“Listing Rules”	The Rules Governing the Listing of Securities on the Stock Exchange

## 釋義

於本年報中，除文義另有所指外，下列詞彙具有以下涵義：

「富傑」	指	荷蘭富傑保險國際股份有限公司
「償二代」	指	中國風險導向的償付能力體系
「中國保監會」	指	中國保險監督管理委員會
「守則」	指	上市規則附錄14所載列之企業管治守則
「太平香港」	指	中國太平保險(香港)有限公司
「董事」	指	本公司董事，包括獨立非執行董事
「承授人」	指	被授予權利可以接納本公司所賦予之認股權之人仕
「香港」	指	中國香港特別行政區
「印尼」	指	印度尼西亞共和國
「去年」	指	截至二零一六年十二月三十一日止之年度
「上市規則」	指	聯交所證券上市規則

## Definitions

“Macau”	Macau Special Administrative Region of the PRC
“MPF scheme”	Mandatory Provident Fund Scheme
“SFO”	Securities and Futures Ordinance
“Share(s)”	Share(s) in the capital of the Company
“Share Award Scheme”	CIH Employees’ Share Award Scheme adopted on 10 September 2007
“Singapore”	Republic of Singapore
“Tellon”	Tellon Development Limited
“the Company” or “CTIH”	China Taiping Insurance Holdings Company Limited
“the Group”	CTIH and its subsidiaries
“the New Scheme”	Share option scheme of the Company adopted on 7 January 2003
“the Old Scheme”	Share option scheme of the Company adopted on 24 May 2000 and terminated on 7 January 2003
“the PRC”	The People’s Republic of China
“the Stock Exchange”	The Stock Exchange of Hong Kong Limited
“the Year”	The year ended 31 December 2017
“TP Fund”	Taiping Fund Management Company Limited
“TPA (HK)”	Taiping Assets Management (HK) Company Limited
“TPAM”	Taiping Asset Management Company Limited
“TPFAS”	太平金融稽核服務(深圳)有限公司 (“Taiping Financial Audit Service (Shenzhen) Company Limited”, being the unofficial English name)
“TPFH”	Taiping Financial Holdings Company Limited
“TPFS”	Taiping Financial Services Company Limited (previously known as “Taiping E-Commerce Company Limited”)

## 釋義

「澳門」	指	中國澳門特別行政區
「股份」	指	本公司股本中的股份
「股份獎勵計劃」	指	於二零零七年九月十日所採納之中保國際僱員股份獎勵計劃
「新加坡」	指	新加坡共和國
「澤鴻」	指	澤鴻發展有限公司
「本公司」或「中國太平控股」	指	中國太平保險控股有限公司
「本集團」	指	中國太平控股及其附屬公司
「新計劃」	指	本公司於二零零三年一月七日所採納之認股權計劃
「舊計劃」	指	本公司於二零零零年五月二十四日所採納之認股權計劃，於二零零三年一月七日已終止
「中國」	指	中華人民共和國
「聯交所」	指	香港聯合交易所有限公司
「本年度」	指	截至二零一七年十二月三十一日止之年度
「太平基金」	指	太平基金管理有限公司
「太平資產(香港)」	指	太平資產管理(香港)有限公司
「太平資產」	指	太平資產管理有限公司
「太平金融稽核服務」	指	太平金融稽核服務(深圳)有限公司
「太平金控」	指	太平金融控股有限公司
「太平金服」	指	太平金融服務有限公司(前稱「太平電子商務有限公司」)

## Definitions

“TPFT”	Taiping Financial Technology Service (Shanghai) Company Limited, previously known as 太平共享金融服務(上海)有限公司(“Taiping Financial Service Centre (Shanghai) Company Limited”, being the unofficial English name)
“TPG”	China Taiping Insurance Group Ltd.
“TPG (HK)”	China Taiping Insurance Group (HK) Company Limited
“TPI”	Taiping General Insurance Company Limited
“TPIH”	Taiping Investment Holdings Company Limited
“TPIH (HK)”	Taiping Investment Holdings (HK) Company Limited (previously known as “Taiping Investment Holdings Company Limited”)
“TPL”	Taiping Life Insurance Company Limited
“TPL (HK)”	China Taiping Life Insurance (Hong Kong) Company Limited
“TPP”	Taiping Pension Company Limited
“TPPM”	Shenzhen Taiping Property Management Co., Ltd
“TPR (BJ)”	Taiping Real Estate (Beijing) Co. Ltd.
“TPR (Nanning)”	Taiping Real Estate (Nanning) Co. Ltd.
“TPR (SH)”	Taiping Real Estate Shanghai Company Limited
“TPR (Suzhou)”	Taiping Real Estate (Suzhou Industrial Park) Co. Ltd.
“TPRB”	Taiping Reinsurance Brokers Limited
“TPRe”	Taiping Reinsurance Company Limited
“TPRe (China)”	Taiping Reinsurance (China) Company Limited
“TPSM”	Taiping Senior Living Management Co. Ltd.

## 釋義

「太平金科」	指	太平金融科技服務(上海)有限公司(前稱「太平共享金融服務(上海)有限公司」)
「中國太平集團」	指	中國太平保險集團有限責任公司
「中國太平集團(香港)」	指	中國太平保險集團(香港)有限公司
「太平財險」	指	太平財產保險有限公司
「太平投資控股」	指	太平投資控股有限公司
「太平投資(香港)」	指	太平投資控股(香港)有限公司(前稱「太平投資控股有限公司」)
「太平人壽」	指	太平人壽保險有限公司
「太平人壽香港」	指	中國太平人壽保險(香港)有限公司
「太平養老」	指	太平養老保險股份有限公司
「太平物業」	指	深圳市太平物業管理有限公司
「北京置業」	指	太平置業(北京)有限公司
「南寧置業」	指	太平置業(南寧)有限公司
「上海置業」	指	太平置業(上海)有限公司
「蘇州置業」	指	太平置業(蘇州工業園區)有限公司
「太平再保顧問」	指	太平再保險顧問有限公司
「太平再保險」	指	太平再保險有限公司
「太平再保險(中國)」	指	太平再保險(中國)有限公司
「太平養老產業管理」	指	太平養老產業管理有限公司

## Definitions

“TP Indonesia”	PT China Taiping Insurance Indonesia
“TP Japan”	China Taiping Insurance Service (Japan) Co. Ltd.
“TP Macau”	China Taiping Insurance (Macau) Company Limited
“TP Singapore”	China Taiping Insurance (Singapore) PTE. Ltd.
“TP Starr”	Taiping-Starr Holdings, LLC
“TP Starr Insurance Agency”	Taiping-Starr Insurance Agency, Inc.
“TP Technology”	Taiping Science and Technology Insurance Co., Ltd.
“TP UK”	China Taiping Insurance (UK) Company Limited
“TSFL”	Taiping & Sinopec Financial Leasing Co. Ltd.
“United States”	United States of America
“UK”	the United Kingdom of Great Britain and Northern Ireland
“HKD” or “HK\$”	Hong Kong dollars
“GBP”	British Pound
“IDR”	Indonesian Rupiah
“JPY”	Japanese Yen
“MOP”	Macau Pataca
“RMB”	Renminbi
“SGD”	Singaporean dollars
“USD”	United States dollars

## Definitions

「太平印尼」	指	中國太平保險印度尼西亞有限公司
「太平日本」	指	中國太平保險服務(日本)有限公司
「太平澳門」	指	中國太平保險(澳門)股份有限公司
「太平新加坡」	指	中國太平保險(新加坡)有限公司
「太平史帶」	指	太平史帶控股有限責任公司
「太平史帶保險代理」	指	太平史帶保險代理股份有限公司
「太平科技」	指	太平科技保險股份有限公司
「太平英國」	指	中國太平保險(英國)有限公司
「太平石化金租」	指	太平石化金融租賃有限責任公司
「美國」	指	美利堅合眾國
「英國」	指	大不列顛及北愛爾蘭聯合王國



This page is intentionally left blank 此乃白頁



## 中國太平保險控股有限公司

China Taiping Insurance Holdings Company Limited

地址:

香港銅鑼灣新寧道八號中國太平大廈第一期二十二樓

Address:

22nd Floor, China Taiping Tower Phase I, 8 Sunning Road  
Causeway Bay, Hong Kong

電話 Tel : (852) 2854 6100

傳真 Fax : (852) 2544 5269

電郵 Email : [mail@cntaiping.com](mailto:mail@cntaiping.com)

網址 Website : <http://www.ctih.cntaiping.com>  
<http://www.cntaiping.com>