

WKK

WONG'S KONG KING INTERNATIONAL (HOLDINGS) LIMITED

(Incorporated in Bermuda with limited liability)

(Stock Code: 0532)



ANNUAL REPORT 2018

C O N T E N T S

| | |
|---|----|
| Corporate Information 公司資料 | 3 |
| Chairman's Statement 主席報告書 | 4 |
| Financial Highlights 財務摘要 | 8 |
| Five Years Financial Summary 五年財務概要 | 9 |
| Biographical Details of Directors and Senior Management 董事及高層管理人員個人資料 | 11 |
| Report of the Directors 董事會報告書 | 21 |
| Corporate Governance Report 企業管治報告 | 34 |
| Environmental, Social and Governance Report 環境、社會及管治報告 | 51 |
| Independent Auditor's Report 獨立核數師報告書 | 64 |
| Consolidated Income Statement 合併利潤表 | 71 |
| Consolidated Statement of Comprehensive Income 合併綜合收益表 | 72 |
| Consolidated Balance Sheet 合併資產負債表 | 73 |
| Consolidated Statement of Changes in Equity 合併權益變動表 | 75 |
| Consolidated Statement of Cash Flows 合併現金流量表 | 77 |
| Notes to the Consolidated Financial Statements 合併財務報表附註 | 79 |

CORPORATE INFORMATION

Executive Directors

Senta Wong (*Chairman*)
Edward Ying-Chun Tsui (*Group President and Chief Executive Officer*)
Byron Shu-Chan Ho (*Chief Financial Officer*)
Bengie Man-Hang Kwong
Vinci Wong
Victor Jui Shum Chang

Non-Executive Directors

Hamed Hassan El-Abd
Hsu Hung Chieh

Independent Non-Executive Directors

Philip Wan-Chung Tse
Leung Kam Fong
Yip Wai Chun
Arnold Hin Lin Tse
Andrew Yiu Wing Lam

Company Secretary

Cheng Ying

Auditor

PricewaterhouseCoopers

Solicitors

J.S. Gale & Co.
Stephenson Harwood

Bankers

The Hongkong and Shanghai Banking Corporation Limited
Standard Chartered Bank (Hong Kong) Limited
Hang Seng Bank Limited
DBS Bank (Hong Kong) Limited
Bank of China (Hong Kong) Limited

Share Registrars

Principal Registrar

MUFG Fund Services (Bermuda) Limited

Hong Kong Registrar

Tricor Standard Limited

Registered Office

Clarendon House
2 Church Street
Hamilton, HM11
Bermuda

Principal Office

17/F, Octa Tower
No.8 Lam Chak Street
Kowloon Bay
Hong Kong

公司資料

執行董事

王忠桐 (主席)
徐應春 (集團董事長兼行政總裁)
何樹燦 (財務總裁)
鄺敏恆
王賢誌
張瑞榮

非執行董事

Hamed Hassan El-Abd
許宏傑

獨立非執行董事

謝宏中
梁錦芳
葉維晉
謝顯年
林耀榮

公司秘書

鄭瑛

核數師

羅兵咸永道會計師事務所

律師

莊驥律師事務所
羅夏信律師事務所

來往銀行

香港上海滙豐銀行有限公司
渣打銀行(香港)有限公司
恒生銀行有限公司
星展銀行(香港)有限公司
中國銀行(香港)有限公司

股票登記處

主要登記處

MUFG Fund Services (Bermuda) Limited

香港登記處

卓佳標準有限公司

註冊辦事處

Clarendon House
2 Church Street
Hamilton, HM11
Bermuda

主要辦事處

香港
九龍灣
臨澤街8號
傲騰廣場17樓

BUSINESS REVIEW

The Group's turnover for the year 2018 was HK\$5.3 billion, reflecting an increase of approximately 7.5% compared to 2017. However, the Group's profit attributable to shareholders was HK\$82 million, representing a decrease of approximately 26.3% largely due to a decline in the profitability of the Manufacturing Division due to a shortage of components and escalating labour costs and overheads in the PRC.

Trading and Distribution Division (WKK Distribution)

The turnover of the Group's Industrial Products Trading and Distribution Division for the year of 2018 was HK\$2.2 billion, representing an improvement of approximately 6% compared to last year. Despite softening demand for the industrial products distributed by the Group due to the US-China trade war in the second half of 2018, which resulted in a reduction in profit in the second half of 2018 compared to the corresponding period in 2017, the Division's operating profit for the whole year was HK\$105.9 million, reflecting an improvement of 28% compared to last year. While the trading of printed circuit board related products contributed the largest part of the Division's profit, the operations in Taiwan and Singapore recorded good improvements in operating profits. All other major trading operations contributed positively to the Division's profit with the exception of trading in Electronic Assembly related products by the Electronic Equipment Department.

OEM Manufacturing Division (WKK Technology)

The turnover of the Group's OEM Manufacturing Division increased by 8.5% to HK\$3.1 billion for the year 2018 compared to last year. However, the Division's operating profit decreased to HK\$31.3 million for the year 2018 from HK\$90.9 million for last year mainly due to the tightening component environment and escalating labour costs and overheads in the PRC.

業務回顧

本集團於二零一八年之營業額為港幣五十三億元，較二零一七年增加約7.5%。然而，本集團錄得股東應佔溢利港幣八千二百萬元，較去年下跌約26.3%，主要由於零件短缺以及中國勞動成本及開支持續上漲，導致製造部之盈利能力下降所致。

貿易及分銷部(王氏港建經銷)

本集團之工業產品貿易及分銷部於二零一八年之營業額為港幣二十二億元，較去年增長約6%。儘管中美貿易戰令本集團所經銷之工業產品之需求於二零一八年下半年回軟，導致二零一八年下半年之溢利較二零一七年同期減少，該部門全年之經營溢利為港幣一億零五百九十萬元，較去年增長約28%。印刷電路板相關產品之貿易為該部門溢利帶來最大之貢獻，台灣及新加坡業務之經營溢利亦錄得良好的增長。除電子設備部之電子組裝相關產品貿易外，所有其他主要貿易業務均為該部門之溢利帶來正面之貢獻。

原產品製造部(王氏港建科技)

本集團之原產品製造部於二零一八年之營業額較去年增長約8.5%至港幣三十一億元。然而，該部門於二零一八年之經營溢利由去年港幣九千零九十萬元減少至港幣三千一百三十萬元，主要由於零件短缺之環境，以及中國勞動成本及開支持續上漲所致。

FINANCE

As at 31 December 2018, the Group had committed bank and other financing facilities totaling HK\$2,576 million, of which HK\$973 million was drawn down. As at 31 December 2018, the Group's consolidated net borrowings amounted to HK\$556 million and its total equity amounted to HK\$1,672 million, resulting in a net gearing ratio of 33.3%.

Most of the Group's sales were conducted in the same currencies as the corresponding purchase transactions. Foreign exchange contracts were used to hedge exposures where necessary.

HUMAN RESOURCES

As at 31 December 2018, the Group had a total of 5,617 employees, of whom 233 were based in Hong Kong, 5,059 in the PRC and 325 overseas. The remuneration packages of the Group's employees are mainly based on their performance and experience, taking into accounts current industry practices. Provident fund scheme, medical allowances and in-house and external training programs are available to employees. Share options and discretionary bonuses may be provided to employees according to the performance of the individual and the Group. The remuneration policy and packages of the Group's employees are regularly reviewed.

After the 2019 Chinese New Year holiday, the average return rate of the factory workers in the PRC was approximately 91.4%.

ENVIRONMENTAL MANAGEMENT

The Group is committed to making contributions in various areas of sustainable development, including environment protection. The Group has established a green council to lead and organize various environmental protection activities and programs.

The Group has set up various systems, including a sewage treatment plant, solar panels for warming water supplies for workers, LED and solar energy lighting systems, computerized filing systems to limit paper usage, selective flux and soldering systems, an ISO14001 certified environmental management system since 2002, an IECQ QC080000 hazardous substance process management system, as well as an ISO50001 energy management system for the monitoring and improvement of greenhouse gas emissions and energy consumption.

財務

於二零一八年十二月三十一日，本集團已獲取銀行及其他財務融資合共港幣二十五億七千六百萬元，已動用其中港幣九億七千三百萬元。本集團於二零一八年十二月三十一日之綜合借貸淨額為港幣五億五千六百萬元，其股權總額則為港幣十六億七千二百萬元，因此淨資本負債比率為33.3%。

本集團大部份銷售以相應購買交易所用之貨幣單位進行，並已訂立外匯合約以在需要時對沖匯率波動。

人力資源

於二零一八年十二月三十一日，本集團共有5,617名僱員，其中233名駐香港、5,059名駐中國及325名駐海外工作。本集團主要根據僱員之工作表現及經驗，以及考慮現行行業慣例釐定僱員薪酬待遇。除為僱員提供公積金計劃、醫療津貼、內部及外部培訓課程外，亦可能會根據僱員之個別表現及本集團之整體表現向僱員授出購股權及給予酌情花紅。本集團會定期檢討僱員之薪酬政策及待遇。

於二零一九年春節假期後，中國廠房工人之平均復工率約為91.4%。

環境管理

本集團致力於不同範疇之可持續發展作出貢獻，包括保護環境。本集團已成立綠色委員會，以領導及舉辦各類環保活動及計劃。

本集團已設立多個系統，包括污水處理廠、為工人供應暖水之太陽能電池板、LED及太陽能照明系統、可減少用紙之電腦化文件系統、選擇性焊劑及焊錫系統、自二零零二年已取得之ISO14001認證之環境管理體系、IECQ QC080000有害物質過程管理體系，以及監測及改善溫室氣體排放及能源消耗之ISO50001能源管理系統。

The Group applies environmentally friendly designs and packaging and complies with green procurement policies. Moreover, the supply chain and the entire product life-cycle are in keeping with a clean and green manufacturing policy, thus producing consistently high-quality green products from start to finish. The Group constantly instils an awareness of environmental protection in its employees, the main internal stakeholders, thereby setting a good example to external stakeholders.

The Group's success in the field of environmental protection has earned recognition from the Government, industry, customers and suppliers.

SOCIAL RESPONSIBILITY

Corporate social responsibility is one of the core management philosophies in the Group. The Group actively engages in social activities, helping and nurturing those in need. The Group's staff have formed a volunteer team who contribute their free time in the service of society by visiting and organizing activities at centers for elderly people. The Group has made donations to various charities, and also provides scholarships to eligible students who otherwise cannot afford to further their studies at university.

As a result, the Group has been awarded the "10 Years Plus Caring Company" logo by the Hong Kong Council of Social Service.

In addition, we have repeatedly formed visiting groups for students of secondary schools and universities to tour our PRC factory to enhance their knowledge of green production facilities.

本集團採用環保設計及包裝，並遵守綠色採購政策。此外，供應鏈及整個產品壽命週期均符合清潔及綠色製造政策，從而生產始終如一的高品質綠色產品。本集團不斷向其僱員（主要之內部持份者）灌輸環保意識，藉以為外部持份者樹立良好榜樣。

本集團在環保方面的成就已獲得政府、業界、客戶及供應商之肯定。

社會責任

履行企業社會責任是本集團的核心經營理念之一。本集團積極參與社會活動，幫助及培育有需要的人。本集團之員工已成立義工團隊，貢獻他們之空餘時間服務社會，到訪老人中心舉辦活動。本集團曾向多個慈善團體捐款，並提供獎學金予無法負擔升讀大學之合資格學生。

因此，本集團已榮獲香港社會服務聯會頒贈10年Plus「商界展關懷」標誌。

此外，我們多次為中學及大學學生組團參觀我們的中國廠房，以增進他們對綠色生產設施之知識。

LEGAL AND REGULATORY COMPLIANCE

The Group complies with all relevant laws and regulations that have a significant impact on the operations of the Groups.

PROSPECTS

In view of the ongoing US-China trade war and the unclear economic outlook, it is expected that the demand for the industrial products distributed by the Trading and Distribution Division will continue to be soft for the foreseeable future.

Given the souring market sentiment and level of orders on hand, the operating environment for the Group's OEM Manufacturing is expected to be difficult. The Group will continue to enhance factory automation to alleviate the impact of continuing increase in labour costs and overheads in the PRC.

On behalf of the Board, I wish to thank all employees for their loyalty, dedication and hard work throughout the year.

By Order of the Board

Senta Wong
Chairman

Hong Kong, 14 March 2019

遵行法律及規例

本集團已遵守所有對本集團營運有重大影響之相關法律及規例。

展望

由於中美貿易戰持續及經濟前景不明朗，預期對貿易及分銷部所經銷之工業產品之需求於可見將來將持續疲軟。

鑒於市場氣氛轉差及現有訂單之水平，預期本集團之原產品製造部將面對艱難之經營環境。本集團將繼續提升廠房自動化，以紓緩中國勞動成本及開支持續上升之影響。

本人謹代表董事會對全體僱員於年內之忠誠、貢獻與努力致以衷心謝意。

承董事會命

王忠桐
主席

香港，二零一九年三月十四日

FINANCIAL HIGHLIGHTS

財務摘要

| | Notes 附註 | 2018 二零一八年 % | 2017 二零一七年 % | Changes 變動 % point 百分點 |
|--|-------------|--------------------|--------------------|---------------------------------|
|--|-------------|--------------------|--------------------|---------------------------------|

Operating results 營運業績

| | | | | |
|--|---|------|------|------|
| Employee benefit expenses to revenue (%) 僱員福利開支對收益百分比 | | 12.8 | 13.3 | -0.5 |
| Other operating expenses to revenue (%) 其他營運開支對收益百分比 | | 5.5 | 5.4 | +0.1 |
| Operating profit (%) 營運利潤率 | | 2.6 | 3.2 | -0.6 |
| Net profit (%) 淨利潤率 | | 1.7 | 2.3 | -0.6 |
| Return on equity (%) 權益回報率 | 1 | 5.3 | 6.8 | -1.5 |

8

Financial health 財務健康狀況

| | | | | |
|--|---|------|------|-------|
| Net debts to total equity (%) 淨借貸對總權益百分比 | 2 | 33.3 | 5.7 | +27.6 |
| Borrowings to total equity (%) 貸款對總權益百分比 | 3 | 52.4 | 42.3 | +10.1 |

| | | 2018 二零一八年 | 2017 二零一七年 | Changes 變動 |
|--|--|---------------|---------------|---------------|
|--|--|---------------|---------------|---------------|

Financial ratio 財務比率

| | | | | |
|--------------------------------|---|-----|-----|---|
| Current ratio (Times) 流動比率 (倍) | 4 | 1.6 | 1.6 | - |
|--------------------------------|---|-----|-----|---|

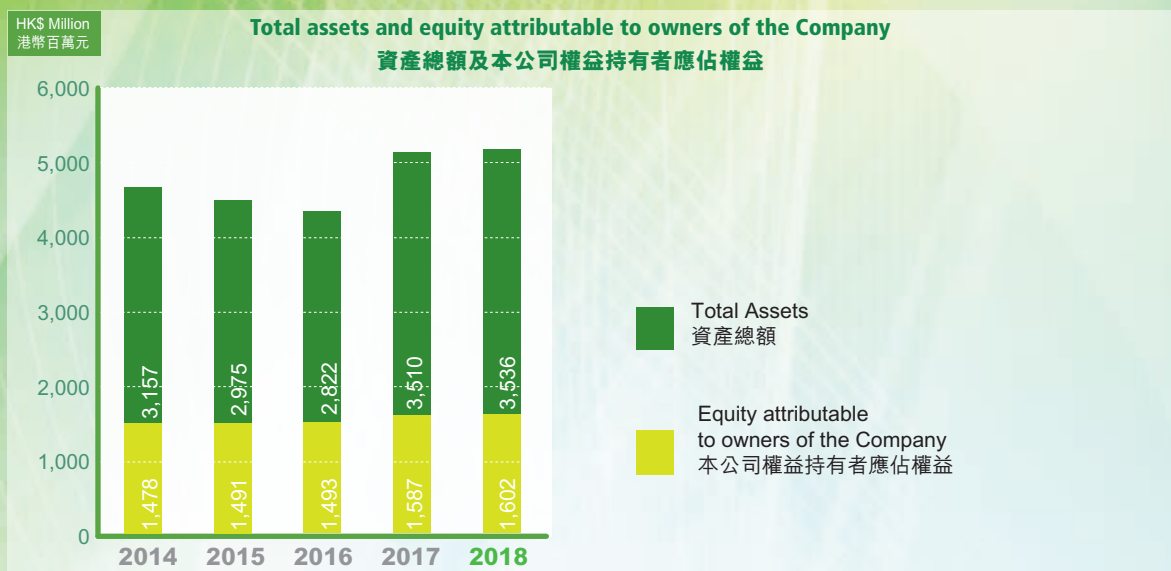
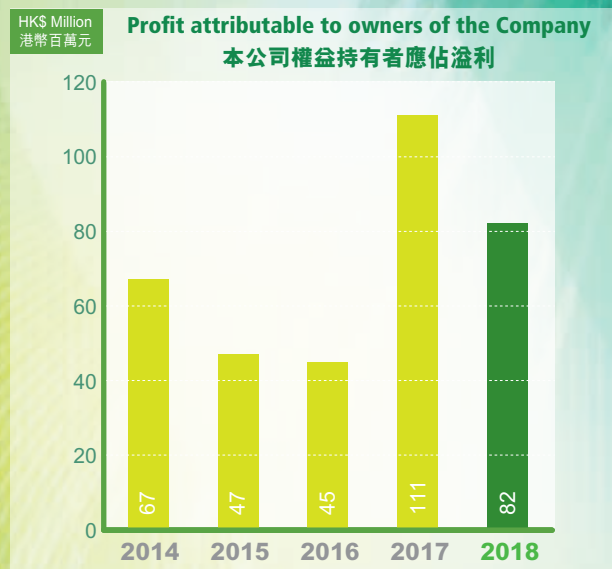
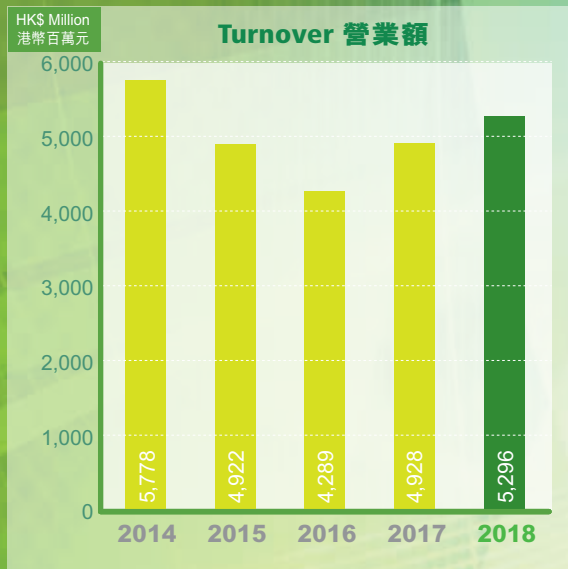
Per share data 每股數據

| | | | | |
|---|--|-------|-------|--------|
| Earnings per share (Hong Kong cents per share) 每股盈利 (每股港仙) | | 11.23 | 14.85 | -24.4% |
|---|--|-------|-------|--------|

Notes:

附註：

- | | |
|--|--|
| 1. Return on equity (%) = net profit/total equity | 1. 權益回報率=淨利潤/總權益 |
| 2. Net debts to total equity (%) = (total borrowings – total cash and cash equivalent – short-term bank deposits)/total equity | 2. 淨借貸對總權益百分比=(總貸款-現金及現金等值項目總額-短期銀行存款)/總權益 |
| 3. Borrowings to total equity (%) = total borrowings/total equity | 3. 貸款對總權益百分比=總貸款/總權益 |
| 4. Current ratio = current assets/current liabilities | 4. 流動比率=流動資產/流動負債 |



For the year ended 31 December
截至十二月三十一日止年度

| | 2014 | 2015 | 2016 | 2017 | 2018 |
|--|----------|----------|----------|----------|----------|
| | HK\$'000 | HK\$'000 | HK\$'000 | HK\$'000 | HK\$'000 |
| | 港幣千元 | 港幣千元 | 港幣千元 | 港幣千元 | 港幣千元 |

RESULTS 業績

| | | | | | |
|--------------|-----------|-----------|-----------|-----------|------------------|
| Turnover 營業額 | 5,778,057 | 4,921,570 | 4,289,354 | 4,928,306 | 5,296,411 |
|--------------|-----------|-----------|-----------|-----------|------------------|

| | | | | | |
|--|--------|--------|--------|---------|---------------|
| Profit attributable to owners of the Company 本公司權益持有者應佔溢利 | 66,639 | 47,037 | 45,164 | 111,471 | 82,106 |
|--|--------|--------|--------|---------|---------------|

At 31 December
於十二月三十一日

| | 2014 | 2015 | 2016 | 2017 | 2018 |
|--|----------|----------|----------|----------|----------|
| | HK\$'000 | HK\$'000 | HK\$'000 | HK\$'000 | HK\$'000 |
| | 港幣千元 | 港幣千元 | 港幣千元 | 港幣千元 | 港幣千元 |

ASSETS AND LIABILITIES 資產及負債

| | | | | | |
|-------------------|-----------|-----------|-----------|-----------|------------------|
| Total assets 資產總額 | 3,157,214 | 2,975,084 | 2,822,331 | 3,510,472 | 3,535,908 |
|-------------------|-----------|-----------|-----------|-----------|------------------|

| | | | | | |
|------------------------|-------------|-------------|-------------|-------------|--------------------|
| Total liabilities 負債總額 | (1,589,212) | (1,393,408) | (1,237,915) | (1,831,078) | (1,863,743) |
|------------------------|-------------|-------------|-------------|-------------|--------------------|

| | | | | | |
|---------------------------------|----------|----------|----------|----------|-----------------|
| Non-controlling interest 非控制性權益 | (90,261) | (90,678) | (91,281) | (92,270) | (69,888) |
|---------------------------------|----------|----------|----------|----------|-----------------|

Equity attributable to

| | | | | | |
|---------------------------------------|-----------|-----------|-----------|-----------|------------------|
| owners of the Company 本公司權益持有者應佔權益 | 1,477,741 | 1,490,998 | 1,493,135 | 1,587,124 | 1,602,277 |
|---------------------------------------|-----------|-----------|-----------|-----------|------------------|

EXECUTIVE DIRECTORS

Wong, Senta, aged 76, began his career in the electronics industry in 1964. Mr. Wong is a founder of the Group in 1975 and it has been de-merged from Wong's International Holdings Limited (the "WIH Group") in 1989. He has been a director and Chairman and Chief Executive Officer of the Company since March 1990 and a director in a number of subsidiaries of the Group. Mr. Wong has stepped down from his position as the Chief Executive Officer of the Company with effect from 1 March 2015. He was an independent non-executive Director, Chairman of each of the Remuneration Committee and Nomination Committee, and a member of the Audit Committee of Hang Fat Ginseng Holdings Company Limited (stock code: 911), a company whose issued shares are listed on the Main Board of the Stock Exchange of Hong Kong Limited (the "Stock Exchange") (resigned on 17 May 2016). Mr. Wong is the father of Mr. Wong, Vinci, an Executive Director of the Company and the father-in-law of Mr. Chang Jui Shum, Victor, an Executive Director of the Company.

Tsui Ying-Chun, Edward, aged 72, obtained a Bachelor of Arts degree from the University of Hong Kong and joined the WIH Group in 1982 as general manager in charge of corporate administration. In 1985, Mr. Tsui became the general manager and, in 1987, a director of Wong's Kong King Holdings Limited. Mr. Tsui had extensive experience in broadcasting, trading and manufacturing before joining the WIH Group. He has been a director of the Company since March 1990 and a director in a number of subsidiaries of the Group. Mr. Tsui has been appointed as the Chief Executive Officer of the Company with effect from 1 March 2015. He is currently a Director of Zhuhai Print-Rite New Materials Corporation Limited whose shares have been listed on the National Equities Exchange and Quotations System since 22 September 2016.

Ho Shu-Chan, Byron, aged 74, graduated from the Chinese University of Hong Kong with a Bachelor of Commerce degree. Mr. Ho had more than 18 years of extensive working experience with the Inchcape group of companies as financial controller and general manager prior to joining the WIH Group in January 1989. He is the Chairman of Taiwan Kong King Co., Limited ("TKK"), a subsidiary of the Company listed in Taiwan. He has been a director of the Company since March 1990 and a director in a number of subsidiaries of the Group.

執行董事

王忠桐，現年76歲，彼於一九六四年開始投身電子業。王先生於一九七五年創辦本集團，並於一九八九年將本集團從王氏國際集團有限公司（「王氏國際集團」）中分拆。彼自一九九零年三月出任本公司董事及主席兼行政總裁以及本公司集團多家附屬公司的董事。王先生已辭任本公司行政總裁一職，自二零一五年三月一日起生效。彼曾為恒發洋參控股有限公司（股份代號：911）之獨立非執行董事、薪酬委員會及提名委員會主席以及審核委員會成員，該公司之股份在香港聯合交易所有限公司（「聯交所」）上市（已於二零一六年五月十七日辭任）。王先生為本公司執行董事王賢誌先生之父親及本公司執行董事張瑞榮先生之岳父。

徐應春，現年72歲，彼獲香港大學文學士學位，於一九八二年加入王氏國際集團，出任總經理之職，負責公司行政工作。徐先生自一九八五年出任王氏港建集團有限公司之總經理，並於一九八七年任董事之職。徐先生在加入王氏國際集團之前曾從事廣播、貿易及製造業，經驗豐富。彼自一九九零年三月出任本公司董事以及本公司集團多家附屬公司的董事。徐先生已獲委任為本公司之行政總裁，自二零一五年三月一日起生效。彼現為珠海天威新材料股份有限公司之董事，該公司之股份自二零一六年九月二十二日起在全國中小企業股份轉讓系統掛牌。

何樹燦，現年74歲，畢業於香港中文大學，取得商學學士學位。何先生於一九八九年一月加入王氏國際集團之前，任職英之傑集團逾十八年，曾任財務總監及總經理之職，經驗豐富。彼為台灣港建股份有限公司（「台灣港建」）之主席，此為一間本公司台灣上市之附屬公司。彼自一九九零年三月出任本公司董事以及本公司集團多家附屬公司的董事。

Kwong Man-Hang, Bengie, J.P. (Aust.), aged 71, is an Executive Program Graduate of the Graduate School of Business, Stanford University, also a graduate of the Senior Executive Program on Negotiation (PON) at Harvard Law School, Harvard University. He earned his Doctorate in Business Administration at the University of Liverpool Management School UK. He was formerly the chief executive of Hong Kong Quality Assurance Agency (Hong Kong Government subvented organization) – an independent third party ISO 9000/14000 Quality and Environmental Management System Certification Body. He has many years senior management experience and has an impressive track record in the field of computer and electronics industry with multi-national organizations. Mr. Kwong has fellowships in various professional institutions, and has been appointed as vice president of the Institution of British Engineers – England, and fellow of the Institute of Directors (Royal Charter) U.K. He has been a director of the Company since February 1996, a director of WKK Japan Limited since February 1997, a chief executive officer of WKK America (Holdings) Inc. since June 2001 and a director in a number of subsidiaries of the Group.

Wong, Vinci, aged 48, is the director and general manager of 3 Kings Holding Limited (“3 Kings Holdings”), a subsidiary of the Company formed to conduct business in health care and Chinese medicine. He has been appointed as a director of 3 Kings Holdings on 1 December 2010. Mr. Wong graduated from the University of British Columbia with a Bachelor of Commerce (marketing major) degree. He is a media personality well-known to Hong Kong and mainland China TV viewers as a quality presenter with accuracy. He has extensive net-working experience with the local media and therefore enhances the advertising and sales promotion of company’s product. Mr. Wong has been appointed as the Chairman of Tung Wah Group of Hospitals with effect from 1 April 2018. The term of office of the Chairman shall be one year from 1 April 2018 to 31 March 2019. He has been an executive director of the Company since September 2017. Mr. Wong is the son of Mr. Wong, Senta, the Executive Director and Chairman of the Company, and the brother-in-law of Mr. Chang Jui Shum, Victor, an Executive Director of the Company.

Chang Jui Shum, Victor, aged 44, joined the Group in 2004. He is now the Director and President of WKK Distribution Limited, a subsidiary of the Company. He is responsible for formulating the sales and marketing strategy, and overseeing the development of new business. Mr. Chang is a director of TKK, a subsidiary of the Company listed in Taiwan. Mr. Chang holds a Bachelor degree in Commerce (Accounting & Finance) from the Monash University of Melbourne, and MBA from City University of Hong Kong. He has been appointed as an executive director of the Company since September 2017 and a director in a number of subsidiaries of the Group. Mr. Chang is the son-in-law of Mr. Wong, Senta, the Executive Director and Chairman of the Company, and the brother-in-law of Mr. Wong, Vinci, an Executive Director of the Company.

鄭敏恆J.P. (Aust.), 現年71歲，彼於史丹福大學－工商業研究院之行政人員培訓課程畢業及哈佛大學法學院談判程序(PON)高級行政人員培訓課程畢業，及取得工商管理博士學位(利物浦大學管理學院ULMS-UK)。彼為前任香港品質保證局行政總裁，該機構為香港政府資助成立，並為國際ISO 9000/14000品質及環保管理系統認證機構之獨立第三方。彼為資深行政人員，在亞太及歐美跨國公司擁有豐富電腦及電子工業管理經驗。鄭先生為歐美專業學會資深院士，並獲委任為英國工程師學會副總裁，及英國公司董事學會特許院士。彼自一九九六年二月出任本公司董事，一九九七年二月出任WKK Japan Limited之董事並於二零零一年六月出任WKK America (Holdings) Inc.之行政總裁以及本公司集團多家附屬公司的董事。

王賢誌，現年48歲，為本公司附屬公司三皇集團有限公司(「三皇集團」)之董事總經理，該公司經營保健及中醫藥業務。彼於二零一零年十二月一日獲委任為三皇集團之董事。王先生持有英屬哥倫比亞大學之商科(市場學)學士學位。彼於香港及中國內地擁有多多年演藝事業的豐富經驗及廣闊的人際網絡去推廣及宣傳公司的產品。王先生由二零一八年四月一日起獲委任為東華三院之主席。主席之任期由二零一八年四月一日起至二零一九年三月三十一日止，為期一年。彼自二零一七年九月出任本公司之執行董事。王先生為本公司執行董事兼主席王忠桐先生之兒子及本公司執行董事張瑞榮先生之內兄。

張瑞榮，現年44歲，於二零零四年加入本集團。彼現為本公司附屬公司王氏港建經銷有限公司之董事兼總裁。彼主要負責制訂銷售方向及市場策略，以及監察新興業務發展。張先生現為台灣港建之董事，此為一間本公司台灣上市之附屬公司。張先生畢業於澳洲墨爾本Monash大學，彼持有商業(會計及財務)學士學位，及香港城市大學之工商管理碩士。彼自二零一七年九月獲委任為本公司之執行董事，以及本集團多家附屬公司的董事。張先生為本公司執行董事兼主席王忠桐先生之女婿及本公司執行董事王賢誌先生之妹夫。

NON-EXECUTIVE DIRECTORS

Hamed Hassan El-Abd, aged 71, joined the Group in 1992. He was a director and the president of WKK Distribution Limited. He is now the Chairman of Product Development Committee of WKK Distribution Limited. Prior to joining the Group, he was the president of Amistar AG, a manufacturer of automated robotics used in electronics assembly in particular the area of Surface Mount Technology. In 1988, he founded his own consulting company and worked with Japanese, U.S. and European companies in the electronics area. Mr. El-Abd holds a BA degree in Journalism and an MA in International Affairs. He has been a director of the Company since May 2001 and was a director in a number of subsidiaries of the Group. Mr. El-Abd has been re-designated from an Executive Director to a Non-executive Director of the Company with effect from 1 September 2017.

Hsu Hung Chieh, alias, Andrew Sheu, aged 72, joined the Group in 1981, is the director of TKK, a subsidiary of the Company listed in Taiwan. He has over 35 years of experience in the high technology equipment trading and manufacturing industry. He served in TKK as management, specialized in operating and marketing, for over 35 years, and held the position of TKK Chairman from 2012 to 2015. Mr. Hsu holds a bachelor degree in Electrical Engineering from Tatung University in Taiwan. He has been a director of the Company since January 2009.

INDEPENDENT NON-EXECUTIVE DIRECTORS

Tse Wan-Chung, Philip, aged 74, retired from DDB Advertising Agency Operations in 1997 and remained a member of the Company's Worldwide Board until 2000. Mr. Tse had spent over 34 years in the advertising industry. Besides his involvement in advertising, Mr. Tse is one of the founders of the Hong Kong Artists' Guild ("Guild") in which he has been serving as the Chairman of the Executive Committee since 1986. Mr. Tse was appointed as the Chairman of Guild since 1996. He was also appointed by the Hong Kong Government as a council member of the Hong Kong Academy of Performing Arts in 1991. Mr. Tse has served as a member of the Young Presidents' Organization since 1976 and is currently a member of the World Presidents' Organization. In recent years, Mr. Tse focuses on marketing management and art and culture related business. He founded BaoQu Tang Gallery of Art ("BQT") in 2004. BQT has become a well known brand in the art scene in Hong Kong and China. He has been a Director of the Company since March 1990. Mr. Tse is now the Chairman of each of the Audit Committee and the Remuneration Committee, and a member of the Nomination Committee.

非執行董事

Hamed Hassan El-Abd，現年71歲，於一九九二年加入本集團。彼曾為王氏港建經銷有限公司之董事兼總裁。彼現為王氏港建經銷有限公司產品發展委員會之主席。於加入本集團之前，彼為AmistarAG總裁，該公司為用於電子裝配（特別是表面安裝技術）自動化機械人之製造商。於一九八八年，彼創立顧問公司與日本、美國及歐洲多間電子業公司合作。El-Abd先生持有新聞文學學士學位及國際事務碩士學位。彼自二零零一年五月出任本公司董事以及曾為本集團多家附屬公司的董事。El-Abd先生已於二零一七年九月一日由本公司之執行董事調任為非執行董事。

許宏傑，別名，許宏杰，現年72歲，於一九八一年加入本集團，現為台灣港建之董事，此為一間本公司台灣上市之附屬公司。彼在高科技設備貿易及製造業累積逾35年經驗，擔任台灣港建營運及行銷之管理職逾35年，並於二零一二年至二零一五年出任台灣港建董事長。許先生持有台灣大同理工學院電機系之學士學位。彼自二零零九年一月出任本公司董事。

獨立非執行董事

謝宏中，現年74歲，彼於一九九七年從DDB Advertising Agency Operations退休，但留任為該公司環球董事局成員直至二零零零年。謝先生於廣告業擁有超過三十四年之經驗。除參與廣告業外，謝先生亦為香港藝術家聯盟創辦人之一，彼自一九八六年起，一直擔任該會之執委會主席，並於一九九六年起獲委任為該會之主席。此外，彼於一九九一年獲香港政府委任為香港演藝學校董會成員，並自一九七六年起成為Young Presidents' Organization會員，現在亦為World Presidents' Organization會員。近年來，謝先生專注於營銷管理及藝術與文化相關之業務。並於二零零四年成立抱趣堂藝術館（「抱趣堂」）。抱趣堂現已成為香港及中國藝術舞台之知名品牌。彼自一九九零年三月出任本公司董事。謝先生現為審核委員會及薪酬委員會之主席，及提名委員會之委員。

Leung Kam Fong, aged 77, obtained a Bachelor of Science degree and a post-graduate Certificate in Education from the University of Hong Kong. Dr. Leung began his career in technical education and training in 1965 at the Hong Kong Technical College and Hong Kong Polytechnic. He joined the Vocational Training Council in 1982, founded the Chai Wan Technical Institute in 1985, upgraded it to Hong Kong Technical College (Chai Wan) in 1992 and subsequently became Deputy Executive Director in 1993. In 1995, he was appointed as the Chief Executive of Tung Wah Group of Hospitals until 2006. In these 11 years, Tung Wah experienced tremendous expansion, and he pioneered the development of a series of modern Chinese Medicine Specialist Clinics. He was awarded honorary doctorate degrees from Middlesex University, U. K. and Hunan University of Traditional Chinese Medicine, PRC and holds visiting professorship at Hunan and Chengdu University of Traditional Chinese Medicine, PRC. He had been appointed Vice-Secretary General of the World Federation of Chinese Medicine Societies, PRC from 2006 to 2010. He had been elected President of the International Hua-Xia Medicine Society in 2006 to 2015. Dr. Leung joined the Group in 2007 as the executive director and the chief executive of 3 Kings Holding, a subsidiary of the Company formed to conduct business in health care and Chinese medicine. Dr. Leung resigned from all his positions in 3 Kings Holding in January 2013. Dr. Leung had been elected as a director of the Modernized Chinese Medicine International Association in 2007 to 2015. Dr. Leung was the Executive Director of Mount Kelly International Limited in 2017 and 2018. He has been a Non-Executive Director of the Company since January 2013. Dr. Leung has been re-designated from a Non-Executive Director to an Independent Non-Executive Director of the Company with effect from 1 July 2017. He is now a member of the Audit Committee, the Remuneration Committee and the Nomination Committee of the Company.

Yip Wai Chun, aged 61, obtained the degrees of Bachelor of Medicine and Bachelor of Surgery from the University of Hong Kong in 1981. Dr. Yip began his career as a surgeon in Queen Mary Hospital. He was awarded the fellowships of the Royal Colleges of Surgeons of Edinburgh and Glasgow in 1986 and that of Australia in 1988. He took up the surgeon's appointment in Kwong Wah Hospital in 1986 and was promoted to the post of consultant surgeon in 1991. Dr. Yip was made Chief of Service of Department of Surgery of Kwong Wah Hospital with the Hospital Authority in 1992. Dr. Yip is a specialist in Urology and has been in private practice since 2012.

梁錦芳，現年77歲，獲得香港大學理學士學位及教育深造證書。梁博士於一九六五年在香港工業學院及香港理工學院開始投身技術教育及培訓工作。彼於一九八二年加入職業訓練局；於一九八五年創立柴灣工業學院，並於一九九二年將其升格為香港科技學院（柴灣），繼而於一九九三年成為副執行幹事。彼自一九九五年至二零零六年一直擔任東華三院執行總監。於過去十一年內，東華大力擴展，而彼則首辦一系列現代中醫專科門診。彼榮獲英國Middlesex University及中國湖南中醫藥大學頒授榮譽博士學位，並出任中國湖南及成都中醫藥大學之客席教授。彼自二零零六年至二零一零年亦獲委任為中國世界中醫藥學會聯合會之副秘書長。彼於二零零六年至二零一五年期間獲選為國際華夏中醫藥學會之共同會長。梁博士於二零零七年加入本集團出任本公司之附屬公司三皇集團之執行董事及行政總裁，負責推行保健及中醫藥業務。梁博士於二零一三年一月辭任三皇集團之所有職務。梁博士於二零零七年至二零一五年期間獲委任為現代化中醫藥國際協會之董事。梁博士於二零一七年及二零一八年曾擔任Mount Kelly International Limited之執行董事。彼自二零一三年一月起出任本公司之非執行董事。梁博士於二零一七年七月一日由本公司之非執行董事調任為獨立非執行董事。彼現為本公司審核委員會、薪酬委員會及提名委員會之委員。

葉維晉，現年61歲，於一九八一年獲得香港大學內外全科醫學士學位。葉醫生於瑪麗醫院開展其外科醫生事業。彼於一九八六年獲得英國愛丁堡皇家外科醫學院及英國格拉斯哥皇家醫學院院士及外科院士資格，並於一九八八年獲得澳洲皇家外科醫學院院士資格。彼於一九八六年獲廣華醫院委任為外科醫生，並於一九九一年晉升為顧問醫生。葉醫生自一九九二年起擔任醫院管理局轄下廣華醫院外科部門主管。葉醫生為泌尿外科專家，自二零一二年開始私人執業。

Dr. Yip was awardee of Hong Kong Ten Outstanding Young Persons in 1996. In 2006, he received the Outstanding Staff Award of Hospital Authority. Dr. Yip was Vice-President of the College of Surgeons of Hong Kong from 2004 till 2010. Presently, he is honorary associate professor, Surgery, of University of Hong Kong and Chinese University of Hong Kong. Dr. Yip is also honorary consultant and executive director of medical service of Tung Wah Group of Hospitals.

Over the years, Dr Yip has had substantial contributions to the development of medical services in Hong Kong. Dr. Yip coordinated the provision of liver transplant service in Hong Kong in 2001. He is a renowned leader in the field of Men Health and is also a pioneer for delivery of integrated Western and Chinese medicine service in Hong Kong.

Dr. Yip was the member of the Election Committee of the Legislative Council of Hong Kong SAR, China in 2002, 2007 and 2012. He was also the member of the Election Committee for the 10th, 11th, 12th National Peoples' Representative Committee, Hong Kong SAR, China.

He has been an Independent Non-Executive Director, member of the Audit Committee and member of the Remuneration Committee of the Company since January 2014.

Tse Hin Lin, Arnold, aged 65, holds a Bachelor's Degree in Social Science (Statistics and Geography) and also a Law Degree. Mr. Tse had practiced as a barrister in Hong Kong between 1987 and 1988. He was admitted as a solicitor in 1990 and founded ATL Law Offices on 1 July 2008. Upon his retirement from partnership in April 2013, Mr. Tse has been acting as the consultant solicitor of ATL Law Offices until his retirement in October 2014. Mr. Tse has practiced commercial and corporate law, including advising on cross-border acquisitions and commercial transactions. He has acted as an Independent Non-executive Director of each of Evergrande Health Industry Group Limited (Stock Code: 708) and Emperor Capital Group Limited (Stock Code: 717) between January 2008 to November 2013 and March 2014 to July 2015 respectively. Both of the aforesaid companies whose issued shares are listed on the Main Board of the Stock Exchange. During the aforesaid periods, Mr. Tse also served several Committees of the aforesaid companies. He has been an Independent Non-Executive Director of the Company since July 2017.

葉醫生於一九九六年獲選為香港十大傑出青年。於二零零六年，彼獲醫院管理局頒發傑出員工獎。葉醫生曾於二零零四年至二零一零年間擔任香港外科醫學院副會長。現時，彼為香港大學及香港中文大學外科醫學院名譽副教授。葉醫生亦為東華三院醫療服務之榮譽顧問及執行總理。

多年來，葉醫生對香港醫療服務發展作出重大貢獻。葉醫生於二零零一年曾協調在香港提供肝臟移植服務。彼為男士健康領域的知名專家，也是香港綜合中西醫療服務的先驅。

葉醫生曾於二零零二年、二零零七年及二零一二年擔任中華人民共和國香港特別行政區立法會選舉委員會成員。彼亦曾為中華人民共和國香港特別行政區第十屆、第十一屆及第十二屆全國人民代表大會代表選舉會議成員。

彼自二零一四年一月起出任本公司獨立非執行董事、審核委員會委員及薪酬委員會委員。

謝顯年，現年65歲，持有社會科學（統計學及地理學）及法律學士學位。謝先生於一九八七年至一九八八年期間在香港任職執業大律師。彼於一九九零年獲得律師資格，其後於二零零八年七月一日成立謝顯年羅衡律師行。於二零一三年四月，彼退任該律師行之合伙人，謝先生繼而一直擔任謝顯年羅衡律師行之顧問律師直至彼於二零一四年十月退休為止。謝先生於商業及公司法範疇之服務擁有豐富實務經驗，其中包括為跨境收購及商業交易提供諮詢意見。彼曾分別於二零零八年一月至二零一三年十一月以及於二零一四年三月至二零一五年七月於恒大健康產業集團有限公司（股份代號：708）及於英皇證券集團有限公司（股份代號：717）擔任獨立非執行董事。上述公司之股份均在聯交所主版上市。謝先生亦曾在上述期間內為上述公司之不同委員會效力。彼自二零一七年七月獲委任為本公司之獨立非執行董事。

Lam Yiu Wing, Andrew, aged 57, is a member of Hong Kong Institute of Certified Public Accountants. He obtained a Bachelor's Degree in Social Science from University of Hong Kong and a Master Degree in Finance from City University of Hong Kong. He was the Principal Auditor of Tung Wah Group of Hospitals from 2003 to 2010 and has over 30 years' experience in auditing, corporate governance, internal controls and risk management. Mr. Lam has been an Independent Non-Executive Director, member of the Audit Committee and member of the Remuneration Committee of the Company since October 2018.

SENIOR MANAGEMENT

WONG'S KONG KING HOLDINGS LIMITED

Chung Yiu Ming, Alvin, aged 71, joined the Group in 2002. Mr. Chung is the general manager of Human Resources & Administration Department of the Group. He has more than 30 years extensive HR&A experience in the industry. Prior to joining the Group, he brought with him well proven record in various regional multi-national organisations such as Ampex, Digital Equipment, Data General and National Semiconductor, etc. Mr. Chung holds a Graduate Diploma in Personnel Management from The Hong Kong Polytechnic University (formerly named as HK Technical College). He is the visiting lecturer of the Hong Kong Management Association, the Hong Kong Productivity Council and Shengchun University, etc. for over the past 10 years. Mr. Chung has been served as the Academic Chairman of the Hong Kong People Management Association (formerly named as Hong Kong Industrial Relations Association).

Cheng Ying, aged 47, joined the Group in 2010. She is now the company secretary of the Group. She graduated from the Lingnan University with a Honours Diploma in Company Secretaryship and Administration. She is an associate member of both of the Hong Kong Institute of Company Secretaries and the Institute of Chartered Secretaries and Administrators. Prior to joining the Group, she has about 15 years of experience in company secretarial field.

WKK TECHNOLOGY LIMITED

Wong Kwok-Wai, Jacky, aged 61, joined the Group in 1980. He is the executive director of WKK Technology Limited. Mr. Wong had been responsible for the Group's OEM production operation and the marketing of the Group's semiconductors products in the early years and is currently in charge of marketing the Group's OEM services. He holds a Higher Diploma in Industrial Engineering. He has been a director of WKK America (Holdings) Inc. since June 2001.

林耀榮，現年57歲，為香港會計師公會之會員。彼持有香港大學社會科學學士學位及香港城市大學金融學碩士學位。彼於二零零三年至二零一零年擔任東華三院之首席審計師，及於審計、企業管治、內部監控及風險管理方面擁有逾30年之經驗。林先生自二零一八年十月起出任本公司之獨立非執行董事、審核委員會委員及薪酬委員會委員。

高層管理人員

王氏港建集團有限公司

鍾耀明，現年71歲，於二零零二年加入本集團，彼現為本集團人力資源及行政部之總經理，彼在人力資源及行政業內已累積超過三十年經驗。於加入本集團前，彼曾任職多間跨國機構如Ampex, Digital Equipment, Data General and National Semiconductor等等，並表現卓越。鍾先生持有香港理工大學之人事管理文憑（前稱為香港工業學院），在過往逾10年，彼為香港管理專業協會、香港生產力促進局及Shengchun University等任客席講師，鍾先生曾擔任香港人才管理協會（前稱為香港工業關係協會）之學術主席。

鄭瑛，現年47歲，於二零一零年加入本集團，現任集團公司秘書。彼畢業於嶺南大學，並獲取公司秘書及行政專業課程之榮譽文憑。彼乃香港公司秘書公會及英國特許公司秘書公會會士，在加入本集團之前，彼在公司秘書方面累積約十五年經驗。

王氏港建科技有限公司

黃國威，現年61歲，於一九八零年加入本集團，彼現為王氏港建科技有限公司之執行董事。早年負責本集團之原產品生產業務及推廣集團之半導體產品，現時則負責推廣集團之原產品製造業務。黃先生持有工業工程高級文憑。彼自二零零一年六月起出任WKK America (Holdings) Inc.董事。

Wong Lup-Keung, Ben, aged 63, joined the Group in 1996. He is the Director and General Manager of Sales & Project Management Department of WKK Technology Limited. He has extensive industrial experience in various fields namely, R&D engineering, procurement, operations and sales & marketing areas etc. Mr. Wong holds a Bachelor degree in Science (Electronics Engineering) from the Chinese University of Hong Kong. Mr. Wong retired from the Group on 1 January 2019.

Tang Kang, aged 62, joined the Group in April 1990. He is the General Manager of Manufacturing Operations in PRC Plant of WKK Technology Limited. Mr. Tang has over 20 years' manufacturing experience in both computer and consumer electronics industries. He holds a Bachelor degree in Radio and Telecom Technology from the South China University of Technology.

Wong Kong-Ting, David, aged 59, joined the Group in 1997. Mr. Wong is the General Manager of Material Management Department of WKK Technology Limited. He has over 30 years' manufacturing experience in scheduling and movement information from operation's Planning and Material Control (PMC) system, Procurement Management, etc. Mr. Wong holds Bachelor of Science in Computer Information System and EMBA (Executive Master in Business Administration) from the University of Hull U.K.

WKK ELECTRONIC EQUIPMENT LIMITED

Lee Wai-Kong, Johnson, aged 60, joined the Group in 1989. He is the director and general manager of WKK Electronic Equipment Limited and is responsible for marketing the Group's electronic products in Hong Kong and the PRC. Mr. Lee holds a Bachelor degree in Science (Electronics Engineering) from the Chinese University of Hong Kong.

WKK PCB TRADING LIMITED

Lui Kwok-Chak, Randy, aged 58, joined the Group in 1985. He is a director and the general manager of WKK PCB Trading Limited and is responsible for marketing the Group's PCB products in Hong Kong and the PRC. Mr. Lui holds a Bachelor of Science degree in Chemical Engineering from National Taiwan University. He worked in the field of PCB manufacturing before he joined the Group.

黃立強，現年63歲，於一九九六年加入本集團，彼現為王氏港建科技有限公司之董事兼營業及項目管理部總經理。彼在研究及發展工程、採購、業務營運、銷售及市場推廣等多方面積累豐富之業界經驗。黃先生持有香港中文大學電子工程學學士學位。黃先生已於二零一九年一月一日從本集團退任。

湯康，現年62歲，於一九九零年四月加入本集團。彼現為王氏港建科技有限公司中國廠房生產製造部總經理。湯先生在電腦及消費電子業內積逾二十年經驗。彼畢業於華南理工大學，取得無線技術／工學士學位。

王港定，現年59歲，彼於一九九七年加入本集團，王先生現為王氏港建科技有限公司之物料規劃及管理部總經理，彼在業界有逾三十年生產及物料計劃，控制運籌管理以及採購管理等經驗。王先生持有電腦資訊學士及英國赫爾大學行政人員工商管理碩士學位。

王氏港建電子設備有限公司

李偉江，現年60歲，於一九八九年加入本集團，彼現為王氏港建電子設備有限公司之董事及總經理，負責本集團電子產品在香港及中國之推廣業務。彼持有香港中文大學電子工程理學學士學位。

王氏港建電路板貿易有限公司

雷國澤，現年58歲，於一九八五年加入本集團，彼現為王氏港建電路板貿易有限公司之董事兼總經理，負責集團印刷電路板產品在香港及中國之推廣業務。雷先生持有國立台灣大學化學工程學學士學位，彼於效力本集團之前在印刷電路板業內工作。

CHINA BUSINESS

Yeung Chuen-Hau, aged 71, joined the Group in 1984. He is the director and general manager of WKK China Limited and is responsible for marketing the Group's products and services in the PRC.

Ng Ka Kui, Jimmy, aged 56, joined the Group in 1983. He is the General Manager of WKK EMS Equipment (Beijing) Ltd. Mr. Ng had been responsible for the Group's electronics assembly, printed circuit board and semiconductors business for North China market. He holds a Certificate in Electrical Engineering.

Yu Chun Yip, Tony, aged 51, joined the Group in 1994. He is the General Manager of WKK Trading (Shanghai) Co., Ltd. and Suzhou Branch. Mr. Yu is responsible for the marketing, sales and service of the SMT product in East China. He holds a Diploma in Marketing.

Lee Wai-Man, Raymond, aged 56, joined the Group in 1982. He is the General Manager of WKK EMS Equipment (Shenzhen) Limited. Mr. Lee previously worked in the engineering department, sales & marketing for electronic assembly field, and is currently in charge of Group's distribution business in South China.

Lin Fu Chan, Frank, aged 64, Mr. Lin graduated from the Jiangxi University of Science and Technology in 1975. Before joining the Group in 1991, he had been a civil servant of the Government of the PRC for 8 years with over 10 years mechanical product design and management experience. He was granted a National Technology Improvement Award by the Government of the PRC in 1983. He was the General Manager of WKK EMS Equipment (Chengdu) Ltd and WKK EMS Equipment (Chongqing) Ltd. Effective from November 2014, Mr. Lin is the General Manager of WKK Electronic Equipment (Jiangxi) Ltd. Mr. Lin is the Special Assistant to the Group Chairman. He is also a Director and Chairman of Hong Kong Jiangxi Clansmen Association Ltd.

Lau Wai Yuen, Miles, aged 52, joined the Group in 1989 and was responsible for the sales and marketing of electronics equipment and materials in Hong Kong and South China. Mr. Lau is now the General Manager of WKK EMS Equipment (Chengdu) Ltd. and WKK EMS Equipment (Chongqing) Ltd.

WKK DISTRIBUTION (SINGAPORE) PTE LTD.

Leung Man Hoy, aged 69, joined the Group in 1981. He is the Director and General Manager of WKK Distribution (Singapore) Pte Ltd. He is taking care of the operation management of South East Asia business. He holds electronic certificate and has over 30 years experience in electronics field. Prior to he transferred to Singapore, he was the regional manager of WKK Engineering Service Limited and Director and General Manager for WKK Thailand Limited.

中國業務

楊傳孝，現年71歲，於一九八四年加入本集團，彼現為王氏港建中國有限公司之董事及總經理，負責在中國推廣本集團之產品及服務。

伍家駒，現年56歲，於一九八三年加入本集團，彼現為王氏港建科技設備(北京)有限公司之總經理。伍先生負責中國北方市場之本集團電子產品組裝，印刷電路板及半導體業務。彼持有電機工程證書。

余俊業，現年51歲，於一九九四年加入本集團，彼現為王氏港建貿易(上海)有限公司及蘇州分公司之總經理，余先生負責在中國東部的SMT產品的營銷、銷售和服務。彼持有市場學文憑。

李衛民，現年56歲，於一九八二年加入本集團。彼現為王氏港建科技設備(深圳)有限公司的總經理。李先生曾任職工程部及電子產品市場銷售，目前負責集團在中國南方之分銷業務。

林富強，現年64歲，林先生於一九七五年畢業於江西理工大學，於一九九一年加入本集團之前，曾任職中國政府公務員達八年之久並擁有超逾十年的工廠機械產品設計和管理經驗，彼於一九八三年獲得國家授予全國科技進步獎。彼曾任王氏港建科技設備(成都)有限公司及王氏港建科技設備(重慶)有限公司之總經理。由二零一四年十一月起，林先生任王氏港建電子設備(江西)有限公司總經理。林先生為集團主席之特別助理。彼還擔任江西省旅港同鄉會董事及會長。

劉維遠，現年52歲，彼於一九八九年加入本集團，主要負責香港及華南地區電子設備和材料的銷售和管理工作，劉先生現為王氏港建科技設備(成都)有限公司及王氏港建科技設備(重慶)有限公司之總經理。

WKK DISTRIBUTION (SINGAPORE) PTE LTD.

梁敏開，現年69歲，彼於一九八一年加入本集團。彼現為WKK Distribution (Singapore) Pte Ltd.之董事及總經理，彼負責東南亞業務的經營管理。彼持有電子學證書及在電子業界積逾三十年經驗。在彼被調動到新加坡前，彼為王氏港建機器維修服務有限公司之分區經理及WKK Thailand Limited之董事及總經理。

TAIWAN WKK DISTRIBUTION CO. LIMITED

Liu Chien Wei, alias, Martin Leou, aged 55, joined Taiwan Kong King Co., Limited in 1987. He is now the general manager and Director of Taiwan WKK Distribution Co, Limited and is responsible for overseeing the day-to-day operations of Taiwan WKK Distribution business. He has over 27 years experience in service and customer management. Mr. Liu has also been appointed as the General Manager of PCB division of WKK Trading (Shanghai) Co. Ltd. in October 2001 and is responsible for PCB, Optoelectronics and Semiconductor business in east China area. Mr. Liu holds a Bachelor degree in Electrical Engineering from the Chien Xin Technology College (Formerly known as Qing Yun University).

DONGGUAN WKK MACHINERY CO. LTD

Fok Kam Chung, Johnson, aged 56, joined the Group in 1987. Mr. Fok is the Director and General Manager of Dongguan WKK Machinery Company Limited. He had been the Assistant General Manager of WKK Engineering Service Limited and the General Manager of WKK (Shanghai) Engineering Service Co., Ltd.. Mr. Fok Holds MEM (Master degree in Engineering Management) from University of Technology, Sydney.

WKK TRAVEL LIMITED

Ho Yim Wai Hing, Helen, aged 60, joined the Group in 1991. She is the general manager of WKK Travel Limited. Mrs. Ho has over 18 years experience in administration. She holds a Diploma in Business Management.

TAIWAN KONG KING CO., LIMITED

Liao Hung-Ying, Smale, aged 55, joined the Group in 1990. He is the director and president of TKK. Mr. Liao holds a Bachelor of Electronic degree in Electronic Engineering of St. John's & St. Mary's Institute of Technology. He also obtained a Certificate in Executives Program in Graduated School of Business Administration of National Chengchi University. Mr. Liao was a supervisor for Taiwan Printed Circuit Association ("TPCA") from 2002 to 2009 and has become the Executive Supervisor since 2010. He has also been appointed the Executive Supervisor of TPCA Environment Foundation since 2015.

台灣王氏港建經銷股份有限公司

柳健偉, 別名, Martin Leou, 現年55歲, 彼於一九八七年加入台灣港建股份有限公司。彼現為台灣王氏港建經銷股份有限公司之總經理及董事, 負責管理台灣王氏港建經銷之日常業務運作。彼在服務和客戶管理方面積逾二十七年經驗。柳先生亦於二零零一年十月獲委任為王氏港建貿易(上海)有限公司電路板部門之總經理, 負責中國東部地區之電路板、光電及半導體之業務。柳先生持有健行技術學院(前稱青雲大學)電子電機學士學位。

東莞王氏港建機械有限公司

霍錦充, 現年56歲, 於一九八七年加入本集團。霍先生現為東莞王氏港建機械有限公司之董事及總經理。彼曾任王氏港建機器維修服務有限公司之副總經理及王氏港建(上海)設備維修服務有限公司之總經理。霍先生持有悉尼科技大學工程管理碩士學位。

王氏港建旅遊有限公司

何嚴惠卿, 現年60歲, 彼於一九九一年加入本集團, 彼現為王氏港建旅遊有限公司之總經理。何太在行政管理方面積逾十八年經驗。彼持有工商管理文憑。

台灣港建股份有限公司

廖豐瑩, 現年55歲, 於一九九零年加入本集團, 彼現為台灣港建之董事及總裁。廖先生持有St. John's & St. Mary's Institute of Technology電子工程系之電子學士學位。彼亦獲得政治大學企管研究所企管班結業證書。廖先生從二零零二年至二零零九年擔任台灣電路板協會(「TPCA」)之監事, 自二零一零年起擔任該會之常務監事。彼自二零一五年也被推舉擔任TPCA之財團法人電路板環境公益基金會之常務監事。

WKK AMERICA (HOLDINGS) INC.

Bacon Bruce, aged 60, joined the WIH Group in 1986 and transferred to the WKK Group in 1989. He is the President of WKK America (Holdings) Inc. Mr. Bacon is responsible for the Sales and Marketing activities of WKK Technology Limited in North America. He has over 30 years experience in the electronics and computer industry. Prior to joining the Group in 1986, Mr. Bacon managed several Customer Service and Quality Assurance operations for U.S. based companies involved in the computer industry.

WKK JAPAN LIMITED

Masato Watanabe, age 72, joined the Group in 1994. He is appointed as Representative Director and the President of WKK Japan Limited on 1 April 2009. Prior to taking this position, he was a Director/Vice President of Kysho America Corporation in charge of trading, sales and corporate administration. He is a Bachelor of Arts degree holder from Waseda University, Tokyo, Japan.

WKK AMERICA (HOLDINGS) INC.

Bacon Bruce，現年60歲，於一九八六年加入王氏國際集團及於一九八九年轉投王氏港建集團，彼現為WKK America (Holdings) Inc.之總裁。Bacon先生為王氏港建科技有限公司負責北美洲市場推廣及營業之業務。彼在電子及電腦業界累積超過三十年經驗。在一九八六年加入本集團之前，Bacon先生曾為美國多間電腦業公司從事管理顧客服務和品質保證之業務。

WKK JAPAN LIMITED

Masato Watanabe，現年72歲，於一九九四年加入本集團，彼於二零零九年四月一日獲委任為WKK Japan Limited之代表董事和總裁。在加入本職位前，彼曾任Kysho America Corporation之董事和副總裁，主要負責貿易、銷售和公司行政工作。彼持有日本東京Waseda University之文學士學位。

REPORT OF THE DIRECTORS

The Directors present their annual report and the audited consolidated financial statements of the Company for the year ended 31 December 2018.

PRINCIPAL ACTIVITIES AND SEGMENTAL INFORMATION

The Company acts as an investment holding company. The principal activities of its principal subsidiaries are trading and distribution of chemicals, materials and equipment used in the manufacture of printed circuit boards and electronic products and the manufacture of electrical and electronic products for OEM customers.

An analysis of the Group's performance for the year by operating segments is set out in Note 6 to the consolidated financial statements.

RESULTS

The results of the Group for the year ended 31 December 2018 are set out in the consolidated income statement on page 71.

BUSINESS REVIEW

A fair review of the business of the Group and a discussion and analysis of the Group's performance during the year, including analysis using financial key performance indicators are provided in the Chairman's Statement on pages 4 to 7 and the Financial Highlights on page 8 of this Annual Report. A description of the principal risks and uncertainties facing the Group can be found throughout the Annual Report, particularly in the Risk Management and Internal Control Report on pages 43 to 47 of this Annual Report and in Note 3 to the consolidated financial statements. The Group did not have any important events affecting the Group that have occurred since the end of financial year 2018. An indication of likely future development in the Group's business are provided in the Chairman's Statement on pages 4 to 7 of this Annual Report.

In addition, more details regarding the Group's environmental policies and performance, its compliance with the relevant laws and regulations that have a significant impact on the Group and its key relationships with employees, customers and suppliers and others that have a significant impact on the Group and on which the Group's success depends, are provided in this Annual Report in the Chairman's Statement on pages 4 to 7, this Report of the Directors on pages 21 to 33 and the Environmental, Social and Governance Report on pages 51 to 63.

DIVIDENDS

The Company paid an interim dividend of HK\$0.015 (2017: HK\$0.01) per share for 2018.

The Board of Directors recommends a final dividend of HK\$0.05 per share (2017: HK\$0.06 per share) be paid in respect of the year ended 31 December 2018. The proposed final dividend will be payable on or about Tuesday, 25 June 2019, subject to approval at the Annual General Meeting, to shareholders whose names appear on the Register of Members of the Company on Wednesday, 5 June 2019.

董事會報告書

董事會同寅謹將本公司截至二零一八年十二月三十一日止年度報告及已審核之綜合財務報表送呈各股東省覽。

主要業務及分部資料

本公司屬投資控股公司，其主要附屬公司之主要業務為貿易及分銷用以製造印刷電路板及電子產品之化學品、物料及設備及為原產品客戶製造電器及電子產品。

本集團年內按分部劃分之業績表現分析載於合併財務報表附註6。

業績

本集團截至二零一八年十二月三十一日止年度之業績載於第71頁之合併利潤表內。

業務回顧

有關本集團業務的中肯回顧及集團年內表現的探討及分析，包括運用關鍵財務表現指標進行之分析載於本年報第4至7頁之主席報告書及第8頁之財務摘要。關於本集團面對的主要風險及不確定因素的描述可以在本年報找到，尤其是在本年報第43至47頁之風險管理及內部監控報告及綜合財務報表附註3找到。自二零一八年財政年度終結以來，本集團並無發生任何對本集團有影響之重大事件。關於本集團日後的業務可能之發展，載於本年報第4至7頁之主席報告書。

此外，有關本集團環境政策及表現、本集團是否符合對其有重要影響的相關法規及本集團與僱員、客戶、供應商及其他對本集團有重大影響的人士之主要關係之詳盡論述載於本年報第4至7頁之主席報告書，本董事會報告書第21至33頁及第51至63頁之環境、社會及管治報告。

股息

本公司已支付二零一八年度中期股息每股港幣0.015元(二零一七年：港幣0.01元)。

董事會建議就截至二零一八年十二月三十一日止年度派付末期股息每股港幣0.05元(二零一七年：每股港幣0.06元)。待於股東週年大會批准後，建議末期股息將約於二零一九年六月二十五日(星期二)支付予於二零一九年六月五日(星期三)名列本公司股東名冊之股東。

RESERVES

Details of the movements in reserves of the Group and the Company during the year are set out in the Consolidated Statement of Changes in Equity and Note 38 to the consolidated financial statements.

PROPERTY, PLANT AND EQUIPMENT

Details of movements in property, plant and equipment of the Group are set out in Note 16 to the consolidated financial statements.

SHARE CAPITAL

Details of the movements in the Company's share capital are set out in Note 28 to the consolidated financial statements.

EQUITY-LINKED AGREEMENT

No equity-linked agreement which may result in the Company issuing shares was entered into by the Company during the year or subsisted at the end of the year, save for the share option scheme of the Company as disclosed on pages 28 to 30.

DISTRIBUTABLE RESERVES

The Company's reserves available for distribution to the shareholders, as calculated under the Companies Act 1981 of Bermuda and the Bye-laws of the Company, as at the balance sheet date, amounted to HK\$139,062,000 (2017: HK\$187,390,000). In addition, the Company's capital redemption reserve and share premium may be distributed in the form of fully-paid bonus shares.

PRE-EMPTIVE RIGHTS

There are no provisions for pre-emptive rights under the Company's Bye-laws, or the laws of Bermuda, which would oblige the Company to offer new shares on a pro-rata basis to existing shareholders.

RETIREMENT BENEFITS SCHEMES

Details of the Group's retirement benefits schemes are set out in Note 33 to the consolidated financial statements.

FIVE YEARS FINANCIAL SUMMARY

A summary of the results and the assets and liabilities of the Group for the last five financial years is set out on pages 9 to 10.

儲備

年內本集團與本公司之儲備變動詳情載於合併權益變動表及合併財務報表附註38。

物業、廠房及設備

本集團之物業、廠房及設備變動詳情刊載於合併財務報表附註16。

股本

本公司股本之變動詳情刊載於合併財務報表附註28。

股票掛鈎協議

除於第28至30頁所披露的本公司購股權計劃外，於本年度內或本年年終時，本公司概無訂立或存在可能導致本公司發行股份的股票掛鈎協議。

可供分派儲備

本公司可供分派予股東之儲備按百慕達一九八一年公司法及本公司之公司細則計算。於結算日，可供分派儲備為港幣139,062,000元（二零一七年：港幣187,390,000元）。此外，本公司之股本贖回儲備及股份溢價可按已繳足紅股之形式分派。

優先購買權

本公司之公司細則或百慕達法例均無訂明有關本公司必須按現有股東之持股比例向彼等提呈發售新股份之優先購買權之規定。

退休福利計劃

本集團退休福利計劃之詳情列載於合併財務報表附註33。

五年財務概要

本集團最近五個財政年度之業績及資產負債匯總載於本年報第9頁至第10頁。

PURCHASE, SALE OR REDEMPTION OF THE COMPANY'S LISTED SECURITIES

During the year ended 31 December 2018, the Company repurchased a total of 8,258,000 shares on the Hong Kong Stock Exchange at an aggregate consideration (before expenses) of HK\$10,107,380. All the repurchased shares were cancelled during the year ended 31 December 2018.

Particulars of the repurchases are as follows:

| Month 月份 | Number of shares repurchased 已購回股份數目 | Purchase price 購買價 | | Aggregate consideration (before expenses) 總代價 (扣除開支前) (HK\$) (港幣) |
|-------------|---|---------------------------------|--------------------------------|--|
| | | Highest 最高 (HK\$) (港幣) | Lowest 最低 (HK\$) (港幣) | |
| January 1月 | 2,232,000 | 1.23 | 1.18 | 2,704,060 |
| February 2月 | 3,552,000 | 1.23 | 1.20 | 4,360,300 |
| March 3月 | — | — | — | — |
| April 4月 | 2,342,000 | 1.23 | 1.23 | 2,880,660 |
| May 5月 | 132,000 | 1.23 | 1.23 | 162,360 |
| | 8,258,000 | | | 10,107,380 |

Save as disclosed above, neither the Company nor any of its subsidiaries had purchased, sold or redeemed any of the Company's securities during the year ended 31 December 2018.

CHARITABLE DONATIONS

During the year, the Group made charitable donations amounting to approximately HK\$2,673,000.

MAJOR CUSTOMERS AND SUPPLIERS

45% of turnover and 34% of purchases during the year were attributable to the Group's five largest customers and suppliers respectively. 17% of turnover and 8% of purchases during the year were attributable to the Group's largest customer and supplier respectively. None of the Directors, their associates or any shareholder (which to the knowledge of the Directors owns more than 5% of the Company's issued share capital) has any interest in the Group's five largest customers or five largest suppliers.

購買、出售或贖回本公司之上市證券

於截至二零一八年十二月三十一日止年度內，本公司於香港聯交所購回合共8,258,000股股份，總代價(扣除開支前)為港幣10,107,380元。所有已購回之股份已於二零一八年十二月三十一日止年度內被註銷。

購回詳情如下：

| Month 月份 | Number of shares repurchased 已購回股份數目 | Purchase price 購買價 | | Aggregate consideration (before expenses) 總代價 (扣除開支前) (HK\$) (港幣) |
|-------------|---|---------------------------------|--------------------------------|--|
| | | Highest 最高 (HK\$) (港幣) | Lowest 最低 (HK\$) (港幣) | |
| January 1月 | 2,232,000 | 1.23 | 1.18 | 2,704,060 |
| February 2月 | 3,552,000 | 1.23 | 1.20 | 4,360,300 |
| March 3月 | — | — | — | — |
| April 4月 | 2,342,000 | 1.23 | 1.23 | 2,880,660 |
| May 5月 | 132,000 | 1.23 | 1.23 | 162,360 |
| | 8,258,000 | | | 10,107,380 |

除上文所披露者外，本公司或其任何附屬公司概無於截至二零一八年十二月三十一日止年度內購買、出售或贖回本公司之任何證券。

慈善捐款

本年度內本集團之慈善捐款總額約為港幣2,673,000元。

主要顧客及供應商

本集團之五大顧客及供應商所佔本年度之營業額及採購額分別為45%及34%。本集團之最大顧客及供應商所佔本年度之營業額及採購額分別為17%及8%。本公司各董事、其聯繫人士或任何股東(董事獲知擁有本公司已發行股本5%或以上)概無在本集團該五大顧客或五大供應商佔有任何權益。

DIRECTORS

The Directors of the Company during the year and up to the date of this report are:

Executive Directors

Senta Wong (*Chairman*)
Edward Ying-Chun Tsui (*Group President and Chief Executive Officer*)
Byron Shu-Chan Ho (*Chief Financial Officer*)
Bengie Man-Hang Kwong
Vinci Wong
Victor Jui Shum Chang

Non-Executive Directors

Hamed Hassan El-Abd
Hsu Hung-Chieh

Independent Non-Executive Directors

Philip Wan-Chung Tse
Leung Kam Fong
Yip Wai Chun
Arnold Hin Lin Tse
Andrew Yiu Wing Lam (appointed on 1 October 2018)

In accordance with Bye-laws 103 to 105 and 109 of the Company's Bye-laws, Mr. Edward Ying-Chun Tsui, Mr. Byron Shu-Chan Ho, Dr. Leung Kam Fong and Mr. Andrew Yiu Wing Lam shall retire at the Annual General Meeting. All of the above retiring Directors, being eligible, will offer themselves for re-election at the Annual General Meeting.

The term of office for each Independent Non-Executive Director is the period up to his retirement by rotation in accordance with the Company's Bye-laws.

The Company has received from each of the Independent Non-Executive Directors an annual confirmation of his independence pursuant to Rules 3.13 of the Rules Governing the Listing of Securities on The Stock Exchange of Hong Kong Limited (the "Listing Rules"). The Company considers all of the Independent Non-Executive Directors to be independent.

董事

本年度內及截至本報告刊發日期本公司之董事為：

執行董事

王忠桐 (*主席*)
徐應春 (*集團董事長兼行政總裁*)
何樹燦 (*財務總裁*)
鄭敏恆
王賢誌
張瑞榮

非執行董事

Hamed Hassan El-Abd
許宏傑

獨立非執行董事

謝宏中
梁錦芳
葉維晉
謝顯年
林耀榮 (於二零一八年十月一日獲委任)

依照本公司之公司細則第103至105及109條之要求，徐應春先生、何樹燦先生、梁錦芳博士及林耀榮先生須於股東週年大會上退任。上述所有退任董事均合資格，並願意於股東週年大會重選連任。

各獨立非執行董事之任期乃直至其根據本公司之公司細則輪席告退為止之期間。

本公司已根據香港聯合交易所有限公司證券上市規則（「上市規則」）第3.13條茲收到各獨立非執行董事就其獨立性而作出之年度確認，本公司認為全部獨立非執行董事均屬獨立人士。

UPDATE ON DIRECTORS' INFORMATION PURSUANT TO RULE 13.51B(1) OF THE LISTING RULES

Dr. Leung Kam Fong resigned as an Executive Director of Mount Kelly International Limited with effect from 1 January 2019.

CONTINUING CONNECTED AND RELATED PARTY TRANSACTIONS

Details of the material related party transactions undertaken by the Group in its normal course of business are set out in Note 37 to the consolidated financial statements. Some of the related party transactions as set out in Note 37(a) to the consolidated financial statements also constitute continuing connected transactions under Chapter 14A of the Listing Rules.

These continuing connected transactions are exempted from the reporting, annual review, announcement and independent shareholders' approval requirements under Chapter 14A.33 of the Listing Rules. Save as disclosed, there is no other related party transaction which constitutes a connected/continuing connected transaction and is subject to the disclosure requirements under the Listing Rules.

根據上市規則第13.51B(1)條更新之董事資料

梁錦芳博士已辭任Mount Kelly International Limited之執行董事一職，自二零一九年一月一日起生效。

持續關連及關連人士交易

由本集團在其正常業務過程中進行的重大關連人士交易的詳情載於合併財務報表附註37。載於合併財務報表附註37(a)的一些關連人士交易，亦構成上市規則第14A章項下的持續關連交易。

該等持續關連交易根據上市規則第14A.33章獲豁免申報、年度審核、公告及獨立股東批准的要求。除所披露者外，沒有其他關連人士交易構成一項關連／持續關連交易，並須根據上市規則的披露要求而作出披露。

INTERESTS OF DIRECTORS

As at 31 December 2018, the interests or short positions of the Directors of the Company in the shares, underlying shares and debentures of the Company or any of its associated corporations (within the meaning of Part XV of the Securities and Futures Ordinance (“SFO”) as recorded in the register required to be kept under Section 352 of the SFO or as otherwise notified to the Company and the Stock Exchange pursuant to the Model Code for Securities Transactions by Directors of Listed Companies, were as follows:

(I) The Company

董事之權益

於二零一八年十二月三十一日，根據證券及期貨條例（「證券及期貨條例」）第352條予以置存之登記冊之記錄，或根據上市公司董事進行證券交易的標準守則已向本公司及聯交所作出之通知，本公司董事於本公司或其任何相聯法團（定義見證券及期貨條例第XV部）之股份、相關股份及債券中擁有之權益或淡倉如下：

(I) 本公司

| Name 姓名 | Personal Interests 個人權益 | Family Interests 家庭權益 | Corporate Interests 公司權益 | Other Interests 其他權益 | Total Interests 權益總額 | Total Interests as % of the issued share capital 權益總額 佔已發行 股本百分比 | Underlying Shares (share options) 有關股份 (購股權) | Total Interests (including underlying shares) as % of the issued share capital 權益總額 (包括有關股 份)佔已發行 股本百分比 |
|------------------------------|-------------------------------|-----------------------------|----------------------------------|----------------------------------|----------------------------|---|--|--|
| | | | | | | % | | % |
| Senta Wong 王忠桐 | 4,750,000 | 1,572,000 | 122,012,723 (Note 1) (附註1) | 207,800,000 (Note 2) (附註2) | 336,134,723 | 46.08 | - | 46.08 |
| Edward Ying-Chun Tsui 徐應春 | 7,577,920 | - | - | - | 7,577,920 | 1.04 | - | 1.04 |
| Byron Shu-Chan Ho 何樹燦 | 3,470,000 | 360,000 | - | - | 3,830,000 | 0.53 | - | 0.53 |
| Bengie Man-Hang Kwong 鄺敏恆 | 5,400,000 | - | - | - | 5,400,000 | 0.74 | - | 0.74 |
| Vinci Wong 王賢誌 | - | - | 23,572,028 (Note 3) (附註3) | 207,800,000 (Note 4) (附註4) | 231,372,028 | 31.72 | - | 31.72 |
| Victor Jui Shum Chang 張瑞榮 | - | 154,000 | 23,572,028 (Note 5) (附註5) | 207,800,000 (Note 6) (附註6) | 231,526,028 | 31.74 | - | 31.74 |
| Hamed Hassan El-Abd | 3,000,000 | - | - | - | 3,000,000 | 0.41 | - | 0.41 |
| Hsu Hung-Chieh 許宏傑 | 2,314,000 | - | - | - | 2,314,000 | 0.32 | - | 0.32 |
| Leung Kam Fong 梁錦芳 | - | - | - | 180,000 (Note 7) (附註7) | 180,000 | 0.02 | - | 0.02 |

(II) The Company's associated corporation – Taiwan Kong King Co., Ltd.

(II) 本公司之相聯法團－台灣港建股份有限公司

| Name 姓名 | Personal Interests 個人權益 | Family Interests 家庭權益 | Corporate Interests 公司權益 | Other Interests 其他權益 | Total Interests 權益總額 | Total Interests as % of the issued share capital 權益總額 佔已發行 股本百分比 | Underlying Shares (share options) 有關股份 (購股權) | Total Interests (including underlying shares) as % of the issued share capital 權益總額 (包括有關股 份)佔已發行 股本百分比 |
|-----------------------|-------------------------------|-----------------------------|--------------------------------|----------------------------|----------------------------|---|--|--|
| | | | | | | | | % |
| Hsu Hung-Chieh 許宏傑 | 178,615 | 4,716 | - | - | 183,331 | 0.51 | - | 0.51 |

Notes:

- 122,012,723 shares were registered in the name of Wonder Luck International Limited, which was wholly owned by Senta Wong (BVI) Limited. The entire issued share capital of which was 50.25% owned by Mr. Senta Wong and 49.75% owned by his wife, Mrs. Wong Wu Lai Ming, Lily. The references to 122,012,723 shares deemed to be interested by Mr. Senta Wong (as disclosed herein) and Senta Wong (BVI) Limited (as disclosed in the section headed "Interests of substantial shareholders") relate to the same block of shares.
- 207,800,000 shares were registered in the name of Rewarding Limited, which was wholly owned by Greatfamily Inc. (which was in turn wholly owned by Greatguy (PTC) Inc.) for a discretionary trust, of which Mr. Senta Wong was regarded as the founder (by virtue of the SFO). The references to 207,800,000 shares deemed to be interested by Mr. Senta Wong (as disclosed herein), Mr. Vinci Wong and Mr. Victor Jui Shum Chang (as disclosed in Notes 4 and 6 below respectively), Greatfamily Inc. and Greatguy (PTC) Inc. (as disclosed in the section headed "Interests of substantial shareholders") relate to the same block of shares.
- 23,572,028 shares were held by Max Return Group Limited, of which Mr. Vinci Wong owns 33.33% shares. The references to these 23,572,028 shares deemed to be interested by Mr. Vinci Wong (as disclosed herein) and Mr. Victor Jui Shum Chang (as disclosed in Note 5 below) relate to the same block of shares.
- Mr. Vinci Wong was deemed (by virtue of the SFO) to be interested in 207,800,000 shares in the Company by virtue of him being a beneficiary of a discretionary trust.
- Mr. Victor Jui Shum Chang was deemed (by virtue of the SFO) to be interested in 23,572,028 shares in the Company, which were held by Max Return Group Limited, of which his spouse owns 33.33% shares.
- Mr. Victor Jui Shum Chang was deemed (by virtue of the SFO) to be interested in 207,800,000 shares in the Company by virtue of his spouse being a beneficiary of a discretionary trust.
- These 180,000 shares were jointly held by Dr. Leung Kam Fong and his spouse.

附註：

- 122,012,723 股股份以 Wonder Luck International Limited 之名義登記，該公司由 Senta Wong (BVI) Limited 全資擁有。其全部已發行股本由王忠桐先生擁有 50.25% 及其妻子王胡麗明女士擁有 49.75%。有關王忠桐先生（於本節披露）及 Senta Wong (BVI) Limited（於「主要股東之權益」一節披露）被視為擁有權益之 122,012,723 股股份乃指同一批股份。
- 207,800,000 股股份以 Rewarding Limited 之名義登記，該公司由 Greatfamily Inc.（由 Greatguy (PTC) Inc. 全資擁有）為一酌情信託而全資擁有，而王忠桐先生根據證券及期貨條例被視為該酌情信託之成立人。有關王忠桐先生（於本節披露）、王賢誌先生及張瑞樂先生（分別於下列附註 4 及 6 披露）、Greatfamily Inc. 及 Greatguy (PTC) Inc.（於「主要股東之權益」一節披露）被視為擁有權益之 207,800,000 股股份乃指同一批股份。
- 23,572,028 股股份由 Max Return Group Limited 持有，而王賢誌先生擁有其中 33.33% 股份。有關王賢誌先生（於本節披露）及張瑞樂先生（於下列附註 5 披露）被視為擁有權益之 23,572,028 股股份乃指同一批股份。
- 王賢誌先生作為一項酌情信託之受益人，根據證券及期貨條例，彼被視為於本公司擁有 207,800,000 股股份之權益。
- 23,572,028 股股份由 Max Return Group Limited 持有，而張瑞樂先生之配偶擁有其中 33.33% 股份。根據證券及期貨條例，彼被視為擁有該等股份之權益。
- 張瑞樂先生之配偶作為一項酌情信託之受益人，根據證券及期貨條例，彼被視為於本公司擁有 207,800,000 股股份之權益。
- 該 180,000 股股份由梁錦芳博士及其配偶共同持有。

Certain Directors held qualifying shares in certain subsidiaries of the Group on trust for the Company or other subsidiaries of the Group.

Save as disclosed herein, as at 31 December 2018, none of the Directors of the Company or his associates had any interests or short positions in the shares, underlying shares or debentures of the Company or any of its associated corporations (within the meaning of Part XV of the SFO) as recorded in the register required to be kept under Section 352 of the SFO or as otherwise notified to the Company and the Stock Exchange pursuant to the Model Code for Securities Transactions by Directors of Listed Companies.

SHARE OPTION SCHEME

The Company's Share Option Scheme came into effect on 30 May 2005 was expired at the close of business on 29 May 2015. A new Share Option Scheme ("the New Scheme") has been adopted by the Shareholders of the Company on 22 June 2016.

A summary of the New Scheme disclosed in accordance with the Listing Rules is as follows:

(1) Purpose of the New Scheme

The purpose of the New Scheme is to provide the Eligible Participants with an opportunity to have a personal stake in the Company with a view to motivating the Eligible Participants to utilize their performance and efficiency for the benefit of the Group; and attracting and retaining or otherwise maintaining an ongoing relationship with the Eligible Participants whose contributions are or will be beneficial to the long term growth and development of the Group.

(2) Participants of the New Scheme

The Board may at its discretion grant options to any director (whether executive, non-executive, independent non-executive or alternate) or employee (whether full-time, part time, seconded or otherwise) of the Company or any Affiliate.

(3) Total number of shares available for issue under the New Scheme and % of the issued share capital as at 31 December 2018

The number of shares issuable under the share options granted under the New Scheme was 75,223,596 shares (being not more than 10% of the total number of shares in issue as at the date of adoption of the New Scheme), representing approximately 10.31% of the issued share capital as at 31 December 2018.

若干董事以代表本公司或本集團其他附屬公司持有信託之形式，持有本集團若干附屬公司之資格股。

除本文所披露者外，於二零一八年十二月三十一日，根據證券及期貨條例第352條予以置存之登記冊之記錄，或根據上市公司董事進行證券交易的標準守則已向本公司及聯交所作出之通知，本公司董事或其聯繫人士概無於本公司或其任何相聯法團（定義見證券及期貨條例第XV部）之股份、相關股份或債券中擁有任何權益或淡倉。

購股權計劃

本公司於二零零五年五月三十日生效之購股權計劃，已於二零一五年五月二十九日營業時間結束時屆滿。本公司股東已於二零一六年六月二十二日採納一項新的購股權計劃（「新計劃」）。

根據上市規則，該新計劃的摘要如下：

(1) 該新計劃之宗旨

該新計劃旨在為合資格參與者提供於本公司擁有個人權益之機會，以激勵合資格參與者充份發揮其表現及效率為本集團帶來利益；並吸引及挽留或以其他方式與對本集團長遠增長及發展作出或將作出有利貢獻之合資格參與者維持持續關係。

(2) 該新計劃之參與者

董事會可按其酌情權，向本集團或任何聯屬公司之任何董事（不論為執行、非執行、獨立非執行或替代董事）或僱員（不論為全職、兼職、暫調或其他僱員）授予購股權。

(3) 該新計劃可予發行之股份總數及其於二零一八年十二月三十一日佔已發行股本之百分比

該新計劃授予可發行之股份總數為75,223,596股（即不超過於新計劃採納當日已發行股份總數之10%），佔於二零一八年十二月三十一日已發行股本約10.31%。

- (4) Maximum entitlement of each participant under the New Scheme**
The maximum number of shares issuable under the options to each participant in any 12-month period up to the date of grant must not exceed 1% of the shares in issue unless it is approved by shareholders in a general meeting of the Company. Any share options granted to a substantial shareholder or an independent non-executive director of the Company or to any of their associates, in excess of 0.1% of the shares in issue and with an aggregate value (based on the closing price of the shares at the date of the grant) in excess of HK\$5 million, in any 12-month period, are subject to shareholders' approval in general meeting of the Company.
- (4) 該新計劃每名參與者可授權益上限**
於截至授予日期止任何十二個月期間內，根據購股權可發行予各參與者之最高股份數目，不得超過已發行股份之1%，惟股東於本公司股東大會上批准者除外。倘於任何十二個月期間內，授予本公司主要股東或獨立非執行董事或彼等之任何聯繫人士之購股權超過已發行股份之0.1%，總價值（根據股份於授予日期之收市價計算）超過港幣5,000,000元，則須待股東於本公司股東大會上批准後方可作實。
- (5) The period within which the shares must be taken up under an option**
An Option may be exercised as specified by the Board in relation to such option in its terms of grant which shall not be earlier than 1 year after its date of grant, nor be more than 10 years from its date of grant.
- (5) 可根據購股權認購股份之期限**
購股權須依照董事會在其授予條款中對有關購股權所作批示予以行使，行使期限不得早於授予日期後一年，亦不得遲於授予日期後十年。
- (6) The minimum period for which an option must be held before it can be exercised**
According to the New Scheme of the Company, no option can be exercised within 1 year after its date of grant unless otherwise determined by the board of directors of the Company. In addition, options will vest as to 25% on the first anniversary of its date of grant and as to the remainder on the second anniversary of its date of grant.
- (6) 購股權行使之前必須持有的最短期限**
根據本公司之新計劃，除非本公司董事會另行釐定，否則概無購股權可於其授出日期後一年內行使。此外，購股權將於其授出日期後首個週年日歸屬25%，並於其授出日期後第二個週年日歸屬餘下權益。
- (7) The amount payable upon acceptance of option**
HK\$10.00 is payable by each Eligible Participant to the Company on acceptance of options within 21 days from the Offer Date.
- (7) 接納購股權時應付款額**
各合資格參與者於發售日期起21日內接納購股權時須向本公司繳付港幣10.00元。
- (8) The Basis of determining the exercise price**
The exercise price must be at least the highest of:
- (8) 行使價的釐定基準**
行使價須至少為下列三者中之最高者：
- (i) the closing price of a share as stated in the daily quotations sheet of the Stock Exchange on the Date of Grant, which must be a business day; and
- (i) 於授予日期（該日須為營業日）聯交所每日報價表上註明之股份收市價；及
- (ii) the average of the closing prices of the Shares as stated in the daily quotations sheets of the Stock Exchange for the five business days immediately preceding the Date of Grant; and
- (ii) 於緊接授予日期之前五個營業日內聯交所每日報價表上註明之股份平均收市價；及
- (iii) the nominal value of a Share.
- (iii) 股份面值。

(9) The remaining life of the New Scheme

The New Scheme will expire at the close of business on 21 June 2026.

No option has been granted under the New Scheme since its adoption and up to 31 December 2018.

(9) 該新計劃尚餘有效期

該新計劃將於二零二六年六月二十一日營業時間結束時屆滿。

自其獲採納以來及直至二零一八年十二月三十一日止，並無已根據新計劃授出之購股權。

INTERESTS OF SUBSTANTIAL SHAREHOLDERS

The Company has been notified that, as at 31 December 2018, the following persons (other than Directors of the Company) had interests or short positions in the shares or underlying shares of the Company as recorded in the register required to be kept under Section 336 of the SFO:

主要股東之權益

本公司接獲通知，於二零一八年十二月三十一日，根據證券及期貨條例第336條予以置存之登記冊之記錄，下列人士(除本公司董事外)於本公司股份或相關股份中擁有權益或淡倉：

Long positions in shares of the Company

本公司股份之好倉

| Name of substantial shareholders 主要股東名稱 | Capacity 身份 | Number of shares held 所持股數 | Percentage of total issued shares 佔已發行股份總數百分比 % |
|---|--|--------------------------------------|--|
| Greatfamily Inc. | Interest of controlled corporation (Note 1) 受控制法團之權益 (附註1) | 207,800,000 | 28.49% |
| Greatguy (PTC) Inc. | Trustee (Note 1) 受託人 (附註1) | 207,800,000 | 28.49% |
| Senta Wong (BVI) Limited | Interest of controlled corporation (Note 2) 受控制法團之權益 (附註2) | 122,012,723 | 16.73% |
| HSBC International Trustee Limited | Interest of controlled corporations 受控制法團之權益 | 45,689,735 | 6.26% |
| Wong Chung Yin 王忠樺 | Beneficial owner, interest of child or spouse and interest of controlled corporations (Note 3) 實益擁有人、子女或配偶權益及受控制法團之權益 (附註3) | 43,495,701 | 5.96% |

Notes:

1. Please see Note 2 under the section headed “Interests of Directors”.
2. Please see Note 1 under the section headed “Interests of Directors”.
3. Mr. Wong Chung Yin was deemed (by virtue of the SFO) to be interested in 43,495,701 shares in the Company. These shares were held in the following capacity:
 - (a) 2,000,000 shares were held by Mr. Wong Chung Yin personally.
 - (b) 450 shares were held under the name of Ms. Woo Sin Ming, the wife of Mr. Wong Chung Yin.
 - (c) 25,613,332 shares were held by Levy Investment Limited. The entire issued share capital of which was 100% owned by Mr. Wong Chung Yin.
 - (d) 15,881,919 shares were jointly held by Mr. Wong Chung Yin and his wife, Ms. Woo Sin Ming.

Save as disclosed, the Directors are not aware of any other persons who, as at 31 December 2018, had interests or short positions in the shares or underlying shares of the Company as recorded in the register required to be kept under Section 336 of the SFO.

CORPORATE GOVERNANCE

The Company is committed to maintaining a high standard of corporate governance practices. Information on the corporate governance practices of the Company is set out in the “Corporate Governance Report” on pages 34 to 50.

DIRECTORS’ MATERIAL INTERESTS IN TRANSACTIONS, ARRANGEMENTS OR CONTRACTS

No significant transactions, arrangements and contracts in relation to the Group’s business to which the Company was a party and in which a Director of the Company had a material interest, when directly or indirectly, subsisted at the end of the year or at any time during the year.

附註：

1. 請參見「董事之權益」一節附註2。
2. 請參見「董事之權益」一節附註1。
3. 根據證券及期貨條例，王忠樁先生被視為擁有本公司43,495,701股股份之權益，該等股份乃按以下身份持有：
 - (a) 2,000,000股股份由王忠樁先生個人持有。
 - (b) 450股股份由王忠樁先生之妻子胡倩明女士持有。
 - (c) 25,613,332股股份由Levy Investment Limited持有。其全部已發行股本由王忠樁先生全資擁有。
 - (d) 15,881,919股股份由王忠樁先生及其妻子胡倩明女士共同持有。

除上述所披露者外，董事並無獲悉，根據證券及期貨條例第336條予以置存之登記冊之記錄，任何其他人士於二零一八年十二月三十一日止持有本公司股份或相關股份之權益或淡倉。

企業管治

本公司致力維持高水平之企業管治常規。本公司之企業管治常規資料載於第34頁至第50頁之「企業管治報告」。

董事於交易、安排或合約中之重大利益

於年結日或年內任何時間，本公司董事概無在本公司參與訂立與本集團業務有關之重大交易、安排及合約中直接或間接擁有任何重大利益。

DIRECTORS' SERVICE CONTRACTS

No Director being proposed for re-election at the forthcoming annual general meeting has a service contract which is not determinable by the Group within one year without payment of compensation (other than statutory compensation).

MANAGEMENT CONTRACTS

No contract concerning the management and administration of the whole or any substantial part of the business of the Company had been entered into or existed during the year.

ARRANGEMENTS TO PURCHASE SHARES OR DEBENTURES

Apart from the share option scheme, no time during the year was the Company, its subsidiaries or its associated corporations a party to any arrangement to enable the Directors or chief executives of the Company or their respective associates to acquire benefits by acquisition of shares or underlying shares in, or debentures of, the Company or its associated corporations.

PERMITTED INDEMNITY PROVISION

Pursuant to the Company's Bye-laws and subject to the applicable laws, every Director shall be entitled to be indemnified out of the assets of the Company against all costs, charges, expenses, losses and liabilities, which he may sustain or incur in or about the execution of the duties of his office or otherwise in relation thereto.

The Company has maintained directors' liability insurance which has been in force throughout the financial year and up to the date of this report to provide appropriate insurance cover for the Directors of the Company and its subsidiaries.

PUBLIC FLOAT

On the basis of information that is publicly available to the Company and within the knowledge of the Directors as at the date of this Annual Report, the Company has complied with the public float requirements of the Listing Rules for the financial year ended 31 December 2018.

董事服務合約

擬於即將舉行之股東週年大會上膺選連任之董事，概無與本集團訂立任何本集團於一年內終止則須作出賠償（法定補償除外）之服務合約。

管理合約

概無關於管理及經營本公司全部或任何重大部分業務之合約於年內訂立或維持。

認購股份或債券之安排

除購股權計劃外，於本年度內任何時間，本公司、其附屬公司或相聯法團概無訂立任何安排，致使本公司董事或主要行政人員或彼等各自之聯繫人士可藉收購本公司或其相聯法團之股份、相關股份或債券而獲益。

獲准許的彌償條文

根據本公司細則及在適用法律的規限下，各董事應有權就其因執行職務或涉及關乎其職務有關的其他方面所可能遭受或招致的所有成本、收費、費用、損失及債務獲得從本公司資產中支付的彌償。

本公司已為董事續投責任保險，相關保險在本財政年度全年直至本報告日期仍然生效，為本公司及其附屬公司的董事提供適當保障。

公眾持股量

根據於本年度報告日期本公司所擁有之公眾資料及每位董事所知悉，本公司已於截至二零一八年十二月三十一日止財政年度一直遵守上市規則有關公眾持股量之規定。

AUDITOR

PricewaterhouseCoopers will hold office until the conclusion of the forthcoming annual general meeting of the Company.

The consolidated financial statements for the year have been audited by PricewaterhouseCoopers who retire and, being eligible, offer themselves for reappointment at the forthcoming annual general meeting.

On behalf of the Board

Senta Wong
Chairman

Hong Kong, 14 March 2019

核數師

羅兵咸永道會計師事務所將任職至本公司應屆股東週年大會結束時止。

本年度之合併財務報表已由羅兵咸永道會計師事務所審核，該公司任滿告退，惟願意在應屆股東週年大會上膺選連任。

承董事會命

王忠桐
主席

香港，二零一九年三月十四日

The Company recognizes that good corporate governance is vital to the success of the Group and sustains development of the Group. The Company aims at complying with, where appropriate, all code provisions (“Code Provisions”) of the Corporate Governance Code (the “CG Code”) as set out in Appendix 14 of the Listing Rules.

The Company’s corporate governance practices are based on the principles and the Code Provisions as set out in the CG Code of the Listing Rules. The Company has, throughout the year ended 31 December 2018 complied with most of the Code Provisions and certain deviations from the Code Provisions in respect of code provisions A.4.1 and A.4.2, details of which are explained below.

DIRECTORS’ SECURITIES TRANSACTION

The Company has adopted a code of conduct regarding securities transactions by Directors on no less exacting than the terms and required standard contained in the Model Code for Securities Transactions by Directors of Listed Issuers as set out in Appendix 10 of the Listing Rules (the “Model Code”). Having made specific enquiry of all the Directors, the Company had obtained confirmation from all the Directors that they have complied with the required standard set out in the Model Code and the code of conduct for securities transactions by Directors adopted by the Company during the year ended 31 December 2018.

BOARD OF DIRECTORS

The Board comprises six Executive Directors, two Non-Executive Directors and five Independent Non-Executive Directors. One of the Independent Non-Executive Directors possess the appropriate professional qualifications or accounting or related financial management expertise as required under the Listing Rules. The Directors, as at the date of this report, are Mr. Senta Wong, Mr. Edward Ying-Chun Tsui, Mr. Byron Shu-Chan Ho, Mr. Bengie Man-Hang Kwong, Mr. Vinci Wong, Mr. Victor Jui Shum Chang, Mr. Hamed Hassan El-Abd, Mr. Hsu Hung-Chieh, Mr. Philip Wan-Chung Tse, Dr. Leung Kam Fong, Dr. Yip Wai Chun, Mr. Arnold Hin Lin Tse and Mr. Andrew Yiu Wing Lam.

The biographical details of the Directors (including relationship among the members of the Board) are set out on pages 11 to 16 of this Annual Report.

Each of the Independent Non-Executive Directors has made an annual confirmation of independence pursuant to Rule 3.13 of the Listing Rules. The Company is of the view that all Independent Non-Executive Directors meet the independence guidelines set out in Rule 3.13 of the Listing Rules.

本公司深明良好企業管治對本集團之成功及持續發展十分重要。本公司致力遵守(在適當情況下)上市規則附錄14企業管治守則(「企業管治守則」)中所有守則條文(「守則條文」)之規定。

本公司之企業管治常規乃根據上市規則之企業管治守則所載之原則及守則條文而釐訂。除守則條文A.4.1及A.4.2有若干偏離守則條文行為(將於下文詳述)外,本公司於截至二零一八年十二月三十一日止年度已遵守大部份守則條文。

董事之證券交易

本公司已採納有關董事進行證券交易之行為守則,其條款並不遜於上市規則附錄十所載之上市發行人董事進行證券交易的標準守則(「標準守則」)內之規定標準。向所有董事作出特定查詢後,所有董事均已向本公司確認,彼等於截至二零一八年十二月三十一日止年度內一直遵守標準守則及本公司所採納之董事進行證券交易之行為守則所載之規定標準。

董事會

董事會由六名為執行董事、兩名為非執行董事及五名為獨立非執行董事組成。其中一名獨立非執行董事具備上市規則所規定之適當專業資格,或會計或相關財務管理專業知識。於本報告日期,該等董事為王忠桐先生、徐應春先生、何樹燦先生、鄺敏恆先生、王賢誌先生、張瑞榮先生、Hamed Hassan El-Abd先生、許宏傑先生、謝宏中先生、梁錦芳博士、葉維晉醫生、謝顯年先生及林耀榮先生。

董事(包括董事會成員之關係)之個人簡歷詳情載於本年報第11頁至第16頁。

各獨立非執行董事已根據上市規則第3.13條就身份之獨立性發出週年確認書,本公司認為所有獨立非執行董事符合上市規則第3.13條所載之獨立性規定。

The Board met four times in 2018 to review the financial and operating performance of the Group and to consider and approve the annual budget for the Group. Individual attendance of each Board member at these meetings is as follows:

於二零一八年度內董事會共開會四次，以檢討本集團之財務及營運表現，及考慮與批准本集團之全年預算。董事會各成員於該等會議之出席率如下：

| | Attendance | | 出席率 |
|---|------------|--------------------------------|-----|
| <i>Executive Directors</i> | | <i>執行董事</i> | |
| Mr. Senta Wong (<i>Chairman</i>) | 4/4 | 王忠桐先生 (<i>主席</i>) | 4/4 |
| Mr. Edward Ying-Chun Tsui (<i>Group President and Chief Executive Officer</i>) | 4/4 | 徐應春先生 (<i>集團董事長兼行政總裁</i>) | 4/4 |
| Mr. Byron Shu-Chan Ho (<i>Chief Financial Officer</i>) | 4/4 | 何樹燦先生 (<i>財務總裁</i>) | 4/4 |
| Mr. Bengie Man-Hang Kwong | 4/4 | 鄭敏恆先生 | 4/4 |
| Mr. Vinci Wong | 3/4 | 王賢誌先生 | 3/4 |
| Mr. Victor Jui Shum Chang | 4/4 | 張瑞榮先生 | 4/4 |
| <i>Non-Executive Directors</i> | | <i>非執行董事</i> | |
| Mr. Hamed Hassan El-Abd | 4/4 | Hamed Hassan El-Abd先生 | 4/4 |
| Mr. Hsu Hung-Chieh | 4/4 | 許宏傑先生 | 4/4 |
| <i>Independent Non-Executive Directors</i> | | <i>獨立非執行董事</i> | |
| Mr. Philip Wan-Chung Tse | 4/4 | 謝宏中先生 | 4/4 |
| Dr. Leung Kam Fong | 4/4 | 梁錦芳博士 | 4/4 |
| Dr. Yip Wai Chun | 4/4 | 葉維晉醫生 | 4/4 |
| Mr. Arnold Hin Lin Tse | 4/4 | 謝顯年先生 | 4/4 |
| Mr. Andrew Yiu Wing Lam (appointed on 1 October 2018) | 1/1 | 林耀榮先生 (於二零一八年十月一日獲委任) | 1/1 |

Other Board Meetings with the attendance of senior management were held regularly during the year to discuss the day-to-day management and administration as well as the recent business development of the Group.

高級管理層於年內亦會定期出席其他的董事會會議，以討論集團的日常管理、行政事務及集團最近之業務發展。

All minutes of the Board Meetings are prepared and kept by the Company Secretary and open for inspection by Directors upon reasonable notice.

公司秘書準備及保存所有董事會會議記錄，及在合理通知的情況下，公開有關會議記錄予任何董事查閱。

BOARD DIVERSITY

In August 2013, the Board adopted a board diversity policy which sets out the approach to achieve board diversity in the Company.

The Board Diversity Policy is summarized as follows:

- the Company ensures that its Board has the appropriate balance of skills, experience and diversity of perspectives that are required to support the execution of its business strategy and in order for the Board to be effective.
- selection of candidates will be based on a range of perspectives, including but not limited to gender, age, cultural and educational background, ethnicity, professional experience, skills, knowledge and length of service. The ultimate decision will be based on meritocracy and the contribution that the selected candidates will bring to the Board.
- the Nomination Committee will take into consideration of the Board Diversity Policy in identifying and nominating suitably qualified candidates to become members of the Board.

DIRECTORS' TRAINING AND CONTINUING PROFESSIONAL DEVELOPMENT PROGRAMME

Pursuant to the Code Provision A.6.5 of the CG Code as set out in Appendix 14 of the Listing Rules, all directors should participate in continuous professional development to develop and refresh their knowledge and skills. This is to ensure that their contribution to the board remains informed and relevant. The Company should be responsible for arranging and funding suitable training, placing an appropriate emphasis on the roles, functions and duties of the directors.

The Company updates directors on the latest development regarding the Listing Rules and other applicable regulatory requirements from time to time, to ensure compliance and enhance their awareness of good corporate governance practices.

董事局多元化

於二零一三年八月，董事局採納一項董事局多元化政策，該政策載列本公司達致董事局多元化的方法。

董事會成員多元化政策概述如下：

- 本公司確保其董事會具備適當所需的技能、經驗及多元化的觀點與角度，以加強其業務策略的執行及董事會的效率。
- 挑選人選將按多項因素包括但不限於性別、年齡、文化和教育背景、種族、專業經驗、技能、知識及工作年期。最終的決定應以用人唯才以及所選出的人選能為董事會帶來貢獻的原則而定。
- 提名委員會在物色及提名合適資格人選成為董事會成員會以董事會成員多元化政策作考慮。

董事培訓及持續專業發展計劃

根據上市規則附錄14企業管治守則之守則條文A.6.5，所有董事應參與持續專業發展，發展並更新其知識及技能，以確保其繼續在具備全面資訊及切合所需的情況下對董事會作出貢獻。本公司應負責安排合適的培訓並提供有關經費，以及適切着重上市公司董事的角色、職能及責任。

本公司不時向董事提供上市規則以及其他適用監管規定的最新發展概況，以確保董事遵守良好的企業管治常規，並提升其對良好企業管治常規的意識。

During the year, the Company had arranged a seminar conducted by lawyers for the directors of the Company. The seminar covered topics including Directors' duties and board effectiveness, Board diversity and policy, risk management and internal control, Corporate Governance Code and market misconduct.

According to the records provided by the directors, a summary of training received by the directors for the year ended 31 December 2018 is as follows:

年內，本公司已安排由律師為本公司董事舉辦研討會，研討會之內容涵蓋關於董事職責及董事會效率、董事會成員多元化及政策、風險管理及內部監控、企業管治守則及市場失當行為。

按董事提供的記錄，董事於截至二零一八年十二月三十一日止年度內接受培訓的概要如下：

| Name of Directors 董事姓名 | Type of continuous development programmes 持續專業 發展計劃類別 |
|--|--|
| <i>Executive Directors</i> 執行董事 | |
| Senta Wong 王忠桐 | A, B |
| Edward Ying-Chun Tsui 徐應春 | A, B |
| Byron Shu-Chan Ho 何樹燦 | A, B |
| Bengie Man-Hang Kwong 龐敏恆 | A, B |
| Vinci Wong 王賢誌 | A, B |
| Victor Jui Shum Chang 張瑞榮 | A, B |
| <i>Non-Executive Directors</i> 非執行董事 | |
| Hamed Hassan El-Abd Hsu Hung-Chieh 許宏傑 | A, B A, B |
| <i>Independent Non-Executive Directors</i> 獨立非執行董事 | |
| Philip Wan-Chung Tse 謝宏中 | A, B |
| Leung Kam Fong 梁錦芳 | A, B |
| Yip Wai Chun 葉維晉 | A, B |
| Arnold Hin Lin Tse 謝顯年 | A, B |
| Andrew Yiu Wing Lam (appointed on 1 October 2018) 林耀榮 (於二零一八年十月一日獲委任) | A, B |

Notes:

- A: attending briefing sessions and/or seminars
- B: reading seminar materials and updates relating to the latest development of the Listing Rules and other applicable regulatory requirements

附註：

- A：出席簡介會及／或研討會
- B：閱讀有關上市規則及其他適用監管規定最新發展的研討會材料與更新資料

NON-EXECUTIVE DIRECTORS

Code Provision A.4.1 stipulates that non-executive directors should be appointed for a specific term, subject to re-election.

None of the existing Non-Executive Directors of the Company is appointed for a specific term. This constitutes a deviation from code provision A.4.1 of the CG Code. In accordance with the provisions of the Bye-laws of the Company, any Director appointed by the Board during the year shall retire and submit themselves for re-election at the next annual general meeting immediately following his/her appointment. Further, at each annual general meeting, one-third of the Directors for the time being, or if their number is not three or a multiple of three, then the number nearest to but not exceeding one-third, shall retire from office. The directors to retire by rotation shall be those who have been longest in office since their last re-election or appointment. As such, the Company considers that sufficient measures have been taken to ensure that the Company's corporate governance practices are similar to those in the CG Code.

APPOINTMENT AND RE-ELECTION OF DIRECTORS

Code Provision A.4.2 stipulates that all directors appointed to fill a casual vacancy should be subject to election by shareholders at the first general meeting after appointment. Every director, including those appointed for a specific term, should be subject to retirement by rotation at least once every three years.

According to the Bye-laws of the Company, all Directors (except Executive Chairman or Managing or Joint Managing Director) of the Company are subject to retirement by rotations and re-elections at the annual general meeting of the Company. This constitutes a deviation from the CG Code. As continuation is a key factor to the successful implementation of any long term business plans, the Board believes that the present arrangement is most beneficial to the Company and the shareholders as a whole.

非執行董事

守則條文A.4.1規定非執行董事之委任應有指定任期，並須接受重新選舉。

本公司現任非執行董事並無指定任期，構成與企業管治守則之守則條文A.4.1有所偏差。根據本公司公司細則之條文，董事會年內獲委任之任何董事須於彼獲委任後之下一屆股東週年大會上退任及接受重新選舉。此外，於每屆股東週年大會上，當時三分之一之董事（或倘人數並非三或三之倍數時，則為最接近者，但不得多於三分之一的人數）應輪流退任。輪流退任之董事須為自其上次接受重新選舉或獲委任以來任期最長之董事。因此，本公司認為已採取足夠措施，確保本公司之企業管治常規與企業管治守則所載者相若。

董事之委任及重選

守則條文A.4.2規定所有為填補臨時空缺而被委任的董事應在接受委任後的首次股東大會上接受股東選舉。每名董事（包括有指定任期的董事）應輪流退任，至少每三年一次。

根據本公司之公司細則，本公司全體董事（除執行主席，或董事總經理，或聯席董事總經理）應於股東週年大會上輪流退任，並可接受重新選舉，此與企業管治守則有所偏離。由於連續性為成功執行任何長遠業務計劃之主要因素，董事會相信，現有安排對本公司及股東之整體利益最為有利。

REMUNERATION OF DIRECTORS

The Remuneration Committee was established in April 2005. The Committee now comprises four Independent Non-Executive Directors, who are:

Mr. Philip Wan-Chung Tse
(Chairman of the Remuneration Committee)
Dr. Leung Kam Fong
Dr. Yip Wai Chun
Mr. Andrew Yiu Wing Lam

A written terms of reference for the Remuneration Committee, which clearly defined the role, authority and function of the Remuneration Committee, have been adopted by the Board. The terms of reference of the Remuneration Committee are available on the websites of the Company and the Stock Exchange respectively.

The Remuneration Committee is set up to assist the Board in establishing a formal and transparent procedure for setting policy on Directors' and senior management's remuneration and to make recommendation to the Board on the remuneration packages of the executive directors and senior management of the Group, including the terms of salary and bonus schemes and share option scheme.

Prior to making its recommendations, the Committee consults the Chairman of the Board and the Chief Executive Officer and takes into consideration factors including the Group's performance and profitability, experience, duties and time commitment of Directors, prevailing market conditions, salaries paid by comparable companies, employment conditions elsewhere in the Group and desirability of performance-based remuneration. The Committee has adopted the operation model where it performs an advisory role to the Board, with the Board retaining the final authority to approve the remuneration packages of individual Executive Directors and senior management. The Committee is provided with sufficient resources enabling it to discharge its duties.

During the year, the Remuneration Committee reviewed the remuneration packages of the executive Directors and the senior management of the Company. No Director was involved in deciding his own remuneration.

董事酬金

薪酬委員會成立於二零零五年四月。該委員會現由四名獨立非執行董事組成，分別為：

謝宏中先生
(薪酬委員會主席)
梁錦芳博士
葉維晉醫生
林耀榮先生

董事會已採納薪酬委員會書面職權範圍，對薪酬委員會之角色、權限及功能有清晰之界定。薪酬委員會之職權範圍可分別於本公司網站及聯交所網站查閱。

薪酬委員會之成立為協助董事會訂立一套正式的並具透明度的程序，以制定董事及高級管理人員的薪酬政策，及向董事會建議本集團執行董事及高級管理層之薪酬福利，包括薪金及花紅計劃及購股權計劃。

於作出其推薦意見前，委員會諮詢董事會主席及行政總裁及考慮包括本集團之表現及盈利能力、董事之經驗、責任及承擔時間、現行之市場環境、可比較公司支付之薪酬、本集團其他地方之就業環境及按表現計算薪酬是否可取等因素。委員會已採納向董事會提供建議之運作模式，董事會保留批准個別執行董事及高級管理層薪酬之最終權力。委員會擁有充足資源以履行其職責。

年內，薪酬委員會已審閱本公司執行董事及高級管理層之薪酬。概無董事曾就其自身之薪酬參與決定。

The Committee met once in 2018. Individual attendance of each Committee member at these meetings is as follows:

於二零一八年度內委員會共召開一次會議。委員會各成員於該等會議之出席率如下：

| | Attendance | | 出席率 |
|--|-------------------|--------------------------|------------|
| <i>Independent Non-Executive Directors</i> | | <i>獨立非執行董事</i> | |
| Mr. Philip Wan-Chung Tse (Chairman of the Remuneration Committee) | 1/1 | 謝宏中先生 (薪酬委員會主席) | 1/1 |
| Dr. Leung Kam Fong | 1/1 | 梁錦芳博士 | 1/1 |
| Dr. Yip Wai Chun | 1/1 | 葉維晉醫生 | 1/1 |
| Mr. Andrew Yiu Wing Lam (appointed on 1 October 2018) | N/A | 林耀榮先生 (於二零一八年十月一日獲委任) | 不適用 |
| In Attendance: | | 列席： | |
| <i>Executive Director</i> | | <i>執行董事</i> | |
| Mr. Byron Shu-Chan Ho | 1/1 | 何樹燦先生 | 1/1 |

For the year ended 31 December 2018, the remuneration of the members of the senior management by band is set out below:

截至二零一八年十二月三十一日止年度高級管理人員之薪酬組別如下：

| Remuneration band (HK\$) | Number of persons | 薪酬組別 (港元) | 人數 |
|---------------------------------|--------------------------|---------------------|-----------|
| 0 to 1,000,000 | 4 | 0至1,000,000 | 4 |
| 1,000,001 to 1,500,000 | 8 | 1,000,001至1,500,000 | 8 |
| 1,500,001 to 2,000,000 | 5 | 1,500,001至2,000,000 | 5 |
| 2,000,001 to 2,500,000 | 3 | 2,000,001至2,500,000 | 3 |
| 2,500,001 to 3,000,000 | 1 | 2,500,001至3,000,000 | 1 |

Further particulars regarding the Directors' and chief executive's emoluments and the five highest paid individuals as required to be disclosed pursuant to Appendix 16 of the Listing Rules are set out in Note 9 and Note 10 to the consolidated financial statements.

根據上市規則附錄十六須就董事及行政總裁酬金以及五名最高薪酬人士披露之進一步詳情載於合併財務報表附註9及附註10。

NOMINATION COMMITTEE

The Company established the Nomination Committee on 12 March 2012. The primary duties of the Nomination Committee are to review the structure, size and composition (including the skills, knowledge and experience) of the Board at least annually and make recommendations on any proposed changes to the Board to complement the Company's corporate strategy.

A written terms of reference for the Nomination Committee, which clearly defined the role, authority and function of the Nomination Committee, have been adopted by the Board. The terms of reference of the Nomination Committee are available on the websites of the Company and the Stock Exchange respectively.

The Nomination Committee comprises three members, a majority of whom are independent non-executive directors and is chaired by the chairman of the Board. The members are:

Executive Director

Mr. Senta Wong (*Chairman of the Nomination Committee*)

Independent Non-Executive Directors

Mr. Philip Wan-Chung Tse

Dr. Leung Kam Fong

Before setting up of the Nomination Committee, the Board was collectively responsible for nominating new Directors and reviewed the structure, size and composition of the Board from time to time.

During the year, the Nomination Committee reviewed the structure, size and composition of the Board. In September 2018, the Nomination Committee recommended to the Board on the appointment of a director.

In March 2019, the Nomination Committee made recommendations to the Board on the re-appointment of retiring directors for shareholders' approval at the forthcoming annual general meeting. It also assessed the independence of the Independent Non-Executive Directors of the Company.

The Committee met once in 2018 and one resolutions in writing were also passed by all members of the Nomination Committee. Individual attendance of each Committee member at this meeting is as follows:

| | Attendance |
|--|------------|
| <i>Executive Director</i> | |
| Mr. Senta Wong (<i>Chairman of the Nomination Committee</i>) | 1/1 |
| <i>Independent Non-Executive Directors</i> | |
| Mr. Philip Wan-Chung Tse | 1/1 |
| Dr. Leung Kam Fong | 1/1 |

提名委員會

本公司於二零一二年三月十二日成立提名委員會。提名委員會之主要職責為最少每年檢討董事會的架構、規模及組成(包括技能、知識及經驗)，並就任何建議董事會變動作出推薦建議，以配合本公司的企業策略。

董事會已採納提名委員會書面職權範圍，對提名委員會之角色、權限及功能有清晰之界定。提名委員會之職權範圍可分別於本公司網站及聯交所網站查閱。

提名委員會由三名成員組成，大多數為獨立非執行董事，委員會主席由董事會主席出任。成員如下：

執行董事

王忠桐先生 (*提名委員會主席*)

獨立非執行董事

謝宏中先生

梁錦芳博士

於設立提名委員會之前，董事會共同負責提名新董事以及不時檢討董事會的架構、規模及組成。

年內，提名委員會已檢討董事會之架構、規模及組成。於二零一八年九月，提名委員會就委任董事向董事會提出建議。

於二零一九年三月，提名委員會就重選退任董事向董事會提出建議，供股東於即將舉行之股東週年大會上批准。提名委員會亦為本公司獨立非執行董事之獨立性作出評核。

於二零一八年度內委員會共召開一次會議及提名委員會全體成員亦通過一項書面決議案。委員會各成員於該會議之出席率如下：

| | 出席率 |
|--------------------------|-----|
| <i>執行董事</i> | |
| 王忠桐先生 (<i>提名委員會主席</i>) | 1/1 |
| <i>獨立非執行董事</i> | |
| 謝宏中先生 | 1/1 |
| 梁錦芳博士 | 1/1 |

AUDITORS' REMUNERATION

For the year ended 31 December 2018, approximately HK\$1,780,000 was incurred as remuneration to the Company's auditor for the provision of audit services. Other audit firms provided recurring audit services to subsidiaries at a fee of approximately HK\$1,287,000. During the year, the remuneration paid to the Company's auditor and other audit firms for the provision of non-audit related services to the Group are approximately HK\$569,000 and HK\$651,000, respectively.

AUDIT COMMITTEE

The Audit Committee was established in 1999. The Committee now comprises four Independent Non-Executive Directors, who are:

Mr. Philip Wan-Chung Tse (*Chairman of the Audit Committee*)
Dr. Leung Kam Fong
Dr. Yip Wai Chun
Mr. Andrew Yiu Wing Lam

A written terms of reference for the Audit Committee, which clearly defined the role, authority and function of the Audit Committee, have been adopted by the Board. The terms of reference of the Audit Committee are available on the websites of the Company and the Stock Exchange respectively.

The Audit Committee met two times in 2018. Individual attendance of each Committee member at these meetings is as follows:

| | Attendance | | 出席率 |
|--|------------|-----------------------------|-----|
| <i>Independent Non-Executive Directors</i> | | <i>獨立非執行董事</i> | |
| Mr. Philip Wan-Chung Tse (<i>Chairman of the Audit Committee</i>) | 2/2 | 謝宏中先生 (<i>審核委員會主席</i>) | 2/2 |
| Dr. Leung Kam Fong | 2/2 | 梁錦芳博士 | 2/2 |
| Dr. Yip Wai Chun | 2/2 | 葉維晉醫生 | 2/2 |
| Mr. Andrew Yiu Wing Lam (appointed on 1 October 2018) | N/A | 林耀榮先生 (於二零一八年十月一日獲委任) | 不適用 |
| In Attendance: | | 列席: | |
| Chief Financial Officer | 2/2 | 財務總裁 | 2/2 |
| External Auditors | 2/2 | 外聘核數師 | 2/2 |

The Audit Committee has reviewed with the management the audited consolidated financial information of the Group for the year ended 31 December 2018.

核數師酬金

截至二零一八年十二月三十一日止年度，約港幣1,780,000元作為本公司之核數師提供審核服務之酬金。其他會計師事務所提供經常性審核服務予附屬公司，收取費用約港幣1,287,000元。年內，支付予本公司之核數師及其他會計師事務所所提供給集團之非審計相關服務之酬金，分別約為港幣569,000元及港幣651,000元。

審核委員會

審核委員會於一九九九年成立，現成員包括四名獨立非執行董事，分別為：

謝宏中先生 (*審核委員會主席*)
梁錦芳博士
葉維晉醫生
林耀榮先生

董事會已採納審核委員會書面職權範圍，對審核委員會之角色、權限及功能有清晰之界定。審核委員會之職權範圍可分別於本公司網站及聯交所網站查閱。

於二零一八年度內審核委員會共召開二次會議。委員會各成員於該等會議之出席率如下：

| | Attendance | | 出席率 |
|--|------------|-----------------------------|-----|
| <i>Independent Non-Executive Directors</i> | | <i>獨立非執行董事</i> | |
| Mr. Philip Wan-Chung Tse (<i>Chairman of the Audit Committee</i>) | 2/2 | 謝宏中先生 (<i>審核委員會主席</i>) | 2/2 |
| Dr. Leung Kam Fong | 2/2 | 梁錦芳博士 | 2/2 |
| Dr. Yip Wai Chun | 2/2 | 葉維晉醫生 | 2/2 |
| Mr. Andrew Yiu Wing Lam (appointed on 1 October 2018) | N/A | 林耀榮先生 (於二零一八年十月一日獲委任) | 不適用 |
| In Attendance: | | 列席: | |
| Chief Financial Officer | 2/2 | 財務總裁 | 2/2 |
| External Auditors | 2/2 | 外聘核數師 | 2/2 |

審核委員會已與管理層共同審閱本集團截至二零一八年十二月三十一日止年度之經審核綜合財務資料。

CORPORATE GOVERNANCE FUNCTIONS

The Board has delegated the responsibility of performing the following corporate governance duties to the Audit Committee of the Company:

1. To develop and review the Company's policies and practices on corporate governance and make recommendations to the board;
2. To review and monitor the training and continuous professional development of directors and senior management;
3. To review and monitor the Company's policies and practices on compliance with legal and regulatory requirements;
4. To develop, review and monitor the code of conduct and compliance manual (if any) applicable to the employees and directors of the Company; and
5. To review the Company compliance with the CG Code and disclosure in the Corporate Governance Report.

The Audit Committee has performed the above-mentioned corporate governance functions by reviewing the Company's policies and practices on corporate governance as well as legal and regulatory compliance.

DIRECTOR'S RESPONSIBILITIES FOR THE FINANCIAL STATEMENTS

The Board acknowledges that it is their responsibility for (i) overseeing the preparation of the financial statements of the Group with a view to ensuring such financial statements give a true and fair view of the state of affairs of the Group and (ii) selecting suitable accounting policies and applying the selected accounting policies consistently with the support of reasonable and prudent judgement and estimates.

A statement by the auditor about their reporting responsibilities is set out on pages 64 to 70 of this Annual Report.

RISK MANAGEMENT AND INTERNAL CONTROL

The Board recognizes that it is ultimately responsible for the Group's risk management and internal control systems and to review their effectiveness at least annually through the Audit Committee. The Board also oversees the management in the design, implementation and monitoring of the risk management and internal control systems. Group Internal Audit reports directly to the Group Chairman to provide independent assurance to the Board on the adequacy and effectiveness of the internal control system of the Group.

企業管治職能

董事會已轉授以下之企業管治職能之履行責任予本公司之審核委員會：

1. 制定及檢討本公司之企業管治政策及常規，並向董事會提出建議；
2. 檢討及監察董事及高級管理人員之培訓及持續專業發展；
3. 檢討及監察本公司在遵守法律及監管規定方面之政策及常規；
4. 制定、檢討及監察僱員及董事之操守準則及合規手冊(如有)；及
5. 檢討本公司遵守企業管治守則之情況及企業管治報告所作之披露。

審核委員會已審閱本公司之企業管治及遵守法律及監管規定之政策及常規，以履行上述企業管治職能。

董事對財務報表之責任

董事會認為彼等之責任為(i)監督本集團財務報表之編製，確保有關財務報表真實公平反映本集團之業務狀況及(ii)選取合適之會計政策，並且貫徹應用所採納之會計政策，以作出合理審慎之判斷及估計。

核數師就彼等之呈報責任所作聲明載於本年報第64頁至第70頁。

風險管理及內部監控

董事會確認其須對集團的風險管理及內部監控系統負責，並透過審核委員會至少每年檢討其成效。董事會亦負責監督管理層對風險管理及內部監控系統的設計、實施及監察。集團內部審計處向集團主席直接匯報，並就集團的內部監控是否充足及有效向董事會提供獨立保證。

During the year, the Company has fully complied with the risk management and internal control code provisions in the Corporate Governance Code as set out in Appendix 14 of the Listing Rules.

Risk Management

Effective risk management is an integral part of the overall achievement of the Group's strategic objectives. To achieve this, the Board ensures that there is a robust and ongoing risk management process in identifying, evaluating and managing significant risks faced by the Group to promote the long-term success of the Group. During the year, due to continuous change in the business environment and conditions, the Board undertook ongoing monitoring and reviews of the system.

Based on the risk assessment results, the management reviews the principal business risks identified, assesses the effectiveness of control measures to help mitigate, reduce or transfer such risks, monitors the risk management and internal control systems and reports to the Audit Committee for any significant issues identified. The Audit Committee supports the Board in monitoring risk exposure, design and operating effectiveness of the underlying risk management and internal control systems. It oversees regular reviews of the business process and operations reported by Group Internal Audit and regular reports by the external auditors of any control issues identified in the course of their work. The Board considers the works and findings of the Audit Committee in forming its own view on the effectiveness of the risk management and internal control systems.

年內，本公司已能夠全面遵守上市規則附錄14企業管治守則中有關風險管理及內部監控系統的守則條文。

風險管理

有效的風險管理是實現集團策略性目標的其中一個組成部分。為達致有關目標，董事會確保集團於識別、評估及管理集團所面對的重大風險時有一套健全和持續的風險管理程序，以促進集團長遠的成功。年內，董事會鑑於營商環境和情況不斷改變，因此已對系統進行持續的監察和檢討。

根據風險評估的結果，管理層對已確認的主要業務風險進行檢討，評估控制措施的成效，以紓緩、減輕或轉移有關的風險，以及監督風險管理及內部監控系統，並向審核委員會報告任何已確認的重大問題。審核委員會協助董事會監察風險管理及內部監控系統的風險暴露、設計以及運作的有效性。審核委員會亦會監督集團內部審計處對業務流程和營運之定期檢討報告，以及外聘核數師就其在工作過程中識別的監控事宜提交之定期報告。董事會會考慮審計委員的報告及發現，以構成其對風險管理及內部監控系統有效性的看法。

| | |
|--|--|
| Risk Management Structure 風險管理架構 | |
| The Board 董事會 <ul style="list-style-type: none"> • Has overall responsibility for the Group's risk management and internal control system • 全盤負責集團的風險管理及內部監控系統 • Sets strategic objectives • 訂立策略目標 • Reviews the effectiveness of the Group's risk management and internal control systems • 檢討集團風險管理及內部監控系統的成效 • Monitors the nature and extent of risk exposure for the Group's major risks • 監察集團主要風險的性質及程度 | |
| Audit Committee 審核委員會 <ul style="list-style-type: none"> • Supports the Board in monitoring risk exposure, design and operating effectiveness of the underlying risk management and internal control systems • 協助董事會監察風險水平、相關風險管理及內部監控系統的設計和運作成效 | |
| Management 管理層 <ul style="list-style-type: none"> • Designs, implements and monitors risk management and internal control system • 設計、執行及監察風險管理及內部監控系統 • Assesses risks and implements mitigating measures of the Group • 評估集團的風險及其紓緩措施 | Group Internal Audit 內部審計處 <ul style="list-style-type: none"> • Supports the Audit Committee in reviewing the effectiveness of the Group's risk management and internal control systems • 協助審核委員會檢討集團風險管理及內部監控系統的成效 |
| Operational Level – Business Units 營運層面 – 業務單位 <ul style="list-style-type: none"> • Carry out risk management processes and internal control measures across business operations and functional areas to mitigate risks • 在各業務及職能範疇執行風險管理程序及內部監控措施以紓緩風險 | |

Internal Control

The Group's risk management and internal control systems are designed to manage rather than eliminate the risk of failure to achieve business objectives, and can only provide reasonable and not absolute assurance against material misstatement or loss for mitigating the risks that may deter the Group from achieving its business objectives in any material aspects.

The key procedures that the Group established to provide effective internal controls are as follows:

- A distinct organization structure exists with defined lines of authority and control responsibilities.
- A comprehensive management accounting system is in place to provide financial and operational performance indicators to the management and the relevant financial information for reporting and disclosure purpose.

內部監控

集團的風險管理及內部監控系統旨在管理而不是消除未能實現業務目標的風險，並只能對不會有重大的失實陳述或損失作出合理而非絕對的保證，以此減輕在任何重大方面可能阻礙集團實現業務目標的風險。

以下為集團為提供有效的內部監控而建立的主要程序：

- 組織架構權責清晰，監控層次分明。
- 設立一個全面的管理會計系統，為管理層提供財務及營運表現的指標，以及用作匯報和披露的有關財務資料。

- Policies and procedures are designed for safeguarding assets against unauthorized use or disposition, maintaining proper accounting records; facilitating effective and efficient operations, and ensuring the reliability of financial reporting and compliance with applicable laws and regulations.
- 政策及程序的設計為保障資產不致被非授權挪用或處置，保存恰當的會計記錄；促進有效及高效的營運，以及確保財務報告的可靠性及遵守相關的法律與法規。

Handling and dissemination of inside information

The Company recognizes the significance of consistent practices of fair disclosure with the aim of disclosing inside information in a timely and accurate manner. The Company has a policy with regard to the principles and procedures for handling and disseminating its inside information in compliance with the requirement under Part XIVA of the Securities and Futures Ordinance (Cap 571 of the laws of Hong Kong) and the Listing Rules.

The handling and dissemination of inside information of the Company is strictly controlled and remains confidential including but not limited by the following ways:

- Restrict access to inside information, if practicable, to the highest level of management/or to a limited number of employees on a need-to-know basis;
- Reminder to employees who are in possession of inside information are fully conversant with their obligations to preserve confidentiality;
- Ensure appropriate confidentiality agreements are in place when the Company enters into significant negotiations or dealings with third party; and
- Inside information is handled and communicated by designated persons to outside third party. The Board and the senior management review the safety measures regularly to ensure inside information is properly handled and disseminated.

Group Internal Audit

By adopting a risk-and-control-based audit approach, Group Internal Audit plays a critical role to ensure the risk management and internal control systems are operating effectively. Based on the risk assessment results, the Group's 3-year internal audit plan has been done in an order manner during the year. The plan is a rolling plan which covers major activities and processes of the Group's business and service units, and is subject for update at least annually according to the changing business environment

內幕消息處理與傳播

本公司認同在公平披露方面採納一致常規的重要性，以達致適時和準確地披露內幕消息。本公司已設立關於其內幕消息處理與傳播的政策與程序，以符合《證券及期貨條例》(香港法例第571章)第XIVA部及《上市規則》對於內幕消息披露的相關規定。

本公司內幕消息的處理與傳播受到嚴格控制及保密，其中包括但不限於以下方式：

- 設立限制，在可行的情況下，只讓集團的最高管理層或少數有需要知情的僱員取得內幕消息；
- 確保擁有內幕消息的員工充分熟知其保密責任；
- 確保本公司與第三方進行重大商議或交易前簽訂適當的保密協議；及
- 確保內幕消息對外的傳播經指定人員處理和溝通。董事會和高級管理層定期審查安全措施，以確保內幕消息得到妥善處理與傳播。

集團內部審計

集團內部審計處採納以風險控制為本的審核方法，擔當重要角色以確保集團風險管理及內部監控系統有效運行。根據風險評估結果，集團3年的內部審計計劃有序地逐一完成。該計劃是一項逐年延展計劃，涵蓋了集團業務單位之主要活動和流程，並根據不斷變化的商業環境及風險每年至少更新一次。董事會已檢視和同意該內部審計計劃。除了執行既

and risk exposure. The internal audit plan is reviewed and agreed by the Board. In addition to the agreed schedule of work, Group Internal Audit conducts other review and investigative work as may be required. All audit reports are communicated to the Board and key members of executive and senior management. Audit issues are tracked and followed up for proper implementation, with progress reported to the Board, executive and senior management periodically.

During the year, Group Internal Audit conducted reviews of the effectiveness of the Group's system of internal controls over financial, operational, compliance controls and risk management functions and reported their findings to the Board. The Board adopted the results of the internal audit report and ensured that the management has implemented the recommendations for improvement as stipulated by the internal audits.

Based on the result of risk assessment, the risk management and internal control measures that management has put in place, and the results of internal audits, the Board reviewed the adequacy and effectiveness of the risk management and internal control systems of the Group for the year ended 31 December 2018. As a result, the Board concurred with the management's confirmation that the Group's risk management and internal control systems are considered effective and adequate.

COMMUNICATION WITH SHAREHOLDERS

The Company has established its own website (www.wkk.com.hk) as a means to communicate with the shareholders.

The Company communicates with the shareholders mainly in the following ways: (i) the holding of annual general meetings which provide an opportunity for the shareholders to communicate directly to the Board; (ii) the publication of announcements, annual reports, interim reports and/or circulars as required under the Listing Rules and press releases of the Company providing updated information of the Group; and (iii) the availability of latest information of the Group in our website.

In March 2012, the Board has established a shareholder communication policy. The policy is subject to review on a regular basis to ensure its effectiveness.

定之工作，集團內部審計處亦會根據集團的需要執行其他審計及調查工作。所有審計報告均彙報于董事會及其高級管理層的主要成員。審計事務會被查察及跟進，以確保適當措施的實行，並會定期向董事會及高級管理層報告進度。

年內，集團內部審計處對集團的內部監控系統的有效性進行了檢討，當中的內部監控流程包括財務、營運、合規控制和風險管理職能，並向董事會匯報結果。董事會採納內部審計報告的結果，並確保管理層落實內部審計報告中的改進建議。

截至二零一八年十二月三十一日止年度，根據風險評估的結果、管理層採取的風險管理及內部監控措施及內部審計的結果，董事會檢討了集團風險管理及內部監控系統的充足性和有效性。因此，董事會同意管理層對集團的風險管理及內部監控系統被認為是具成效及充足的確認。

與股東溝通

本公司已設立網站(www.wkk.com.hk)作為與股東溝通之其中一個途徑。

本公司主要以下列方式與股東溝通：(i)舉行股東週年大會，藉以提供機會讓股東直接與董事會溝通；(ii)本公司根據上市規則之規定刊發提供本集團最新資料之公佈、年報、中期報告及／或通函及新聞稿；及(iii)本集團之最新資料可於本公司網頁閱覽。

於二零一二年三月，董事會已制定股東通訊政策，該政策將定期檢討以確保其成效。

The attendance record of the Directors of the annual general meeting held on 21 June 2018 is as follows:

董事於二零一八年六月二十一日召開之股東週年大會出席記錄載列如下：

| | Attendance | | 出席率 |
|---|------------|--------------------------------|-----|
| <i>Executive Directors</i> | | <i>執行董事</i> | |
| Mr. Senta Wong (<i>Chairman</i>) | 1/1 | 王忠桐先生 (<i>主席</i>) | 1/1 |
| Mr. Edward Ying-Chun Tsui (<i>Group President and Chief Executive Officer</i>) | 1/1 | 徐應春先生 (<i>集團董事長兼行政總裁</i>) | 1/1 |
| Mr. Byron Shu-Chan Ho (<i>Chief Financial Officer</i>) | 1/1 | 何樹燦先生 (<i>財務總裁</i>) | 1/1 |
| Mr. Bengie Man-Hang Kwong | 1/1 | 鄺敏恆先生 | 1/1 |
| Mr. Vinci Wong | 1/1 | 王賢誌先生 | 1/1 |
| Mr. Victor Jui Shum Chang | 1/1 | 張瑞榮先生 | 1/1 |
| <i>Non-Executive Directors</i> | | <i>非執行董事</i> | |
| Mr. Hamed Hassan El-Abd | 1/1 | Hamed Hassan El-Abd先生 | 1/1 |
| Mr. Hsu Hung-Chieh | 1/1 | 許宏傑先生 | 1/1 |
| <i>Independent Non-Executive Directors</i> | | <i>獨立非執行董事</i> | |
| Mr. Philip Wan-Chung Tse | 1/1 | 謝宏中先生 | 1/1 |
| Dr. Leung Kam Fong | 1/1 | 梁錦芳博士 | 1/1 |
| Dr. Yip Wai Chun | 1/1 | 葉維晉醫生 | 1/1 |
| Mr. Arnold Hin Lin Tse | 1/1 | 謝顯年先生 | 1/1 |
| Mr. Andrew Yiu Wing Lam (appointed on 1 October 2018) | N/A | 林耀榮先生 (於二零一八年十月一日獲委任) | 不適用 |

SHAREHOLDERS' RIGHTS

Procedures for shareholders to convene a special general meeting

Subject to the Companies Act 1981 of Bermuda, the Company's Bye-laws and applicable legislation and regulation, shareholder(s) holding at the date of the deposit of the requisition not less than one-tenth (10%) of the paid-up capital of the Company carrying the right of voting at general meetings of the Company, may require the directors of the Company to convene a special general meeting ("SGM"). The requisition must state the purposes of the meeting, and must be signed by the shareholder(s) concerned and deposited at the registered office of the Company at Clarendon House, 2 Church Street, Hamilton, HM11 Bermuda or at the Company's principal office at 17/F, Octa Tower, No.8 Lam Chak Street, Kowloon Bay, Hong Kong for the attention of the Company Secretary. The requisition may consist of several documents in like form, each signed by one or more shareholder(s) concerned.

股東權利

股東召開股東特別大會之程序

受百慕達1981年公司法，本公司之公司細則及適用之法例及規例所規限，股東可要求本公司的董事安排召開股東特別大會（「股東特別大會」），有關股東在存放請求書當日須持有不少於十分之一（10%）的本公司已繳足資本，而且該資本在該請求書存放當日附有在本公司股東大會上表決的權利。該書面請求必須述明會議的目的，並由有關的股東簽署及存放於本公司的註冊辦事處（地址為Clarendon House, 2 Church Street, Hamilton, HM11 Bermuda）或本公司之主要辦事處（地址為香港九龍灣臨澤街8號傲騰廣場17樓），並註明致公司秘書。請求書可包含數份同樣格式的文件，而每份文件均由一名或多於一名有關的股東簽署。

If the directors of the Company do not within 21 days from the date of the deposit of the requisition proceed duly to convene a SGM, the shareholder(s) concerned, or any of them representing more than one-half of the total voting rights of all of them, may themselves convene a SGM, provided that the SGM so convened shall not be held after the expiration of 3 months from the said date.

The SGM convened by shareholders shall be convened in the same manner, as nearly as possible, as that in which general meetings are to be convened by the directors of the Company.

Any reasonable expenses incurred by the shareholder(s) concerned by reason of the failure of the directors duly to convene a SGM shall be repaid to the shareholder(s) concerned by the Company.

Procedures for directing shareholders' enquiries to the board

Shareholders should direct their questions about their shareholdings to the Company's Hong Kong branch share registrar. The contact details of the registrar are as follows:

Tricor Standard Limited
Level 22, Hopewell Centre
183 Queen's Road East
Hong Kong
Tel No.: (852) 2980 1333
Fax No.: (852) 2861 1465

Shareholders may send their enquiries to the board of directors of the Company in writing through the Company Secretary whose contact details are as follows:

The Company Secretary
Wong's Kong King International (Holdings) Limited
17/F, Octa Tower
No.8 Lam Chak Street
Kowloon Bay
Hong Kong
Tel No.: +852 2357 8888
Fax No.: +852 2357 8999

Shareholders may also put forward their enquiries to the Board at the general meetings of the Company.

如本公司的董事在該請求書存放日期起計21天內，未有妥為安排召開股東特別大會，則該有關股東（或佔該等全體股東一半以上總表決權的股東）可自行召開股東特別大會，但如此召開的股東特別大會不得在上述日期起計三個月屆滿後舉行。

由股東召開的股東特別大會，須盡可能以接近本公司的董事召開股東大會的方式召開。

任何因董事未有妥善召開股東特別大會而引致有關股東所招致之合理費用，須有本公司償還給有關股東。

股東向董事會提出查詢之程序

股東應就其股權直接向本公司之香港股份過戶登記分處查詢。股份過戶登記分處之聯絡詳情如下：

卓佳標準有限公司
香港
皇后大道東183號
合和中心22樓
電話：(852) 2980 1333
傳真：(852) 2861 1465

股東可以書面形式經公司秘書轉交彼等的查詢予本公司的董事會，公司秘書之聯絡詳情如下：

公司秘書
Wong's Kong King International (Holdings) Limited
香港
九龍灣
臨澤街8號
傲騰廣場17樓
電話：+852 2357 8888
傳真：+852 2357 8999

股東亦可於本公司之股東大會上向董事會直接提問。

Procedures for shareholders to put forward proposals at a general meeting

Subject to the Companies Act 1981 of Bermuda, the Company's Bye-laws and applicable legislation and regulation, either any number of the registered shareholders holding not less than one-twentieth (5%) of the paid up capital of the Company carrying the right of voting at general meetings of the Company, or not less than 100 registered shareholders, can request the Company in writing to (a) give to shareholders entitled to receive notice of the next annual general meeting notice of any resolution which may properly be moved and is intended to be moved at that meeting; and (b) circulate to shareholders entitled to have notice of any general meeting any statement of not more than 1,000 words with respect to the matter referred to in any proposed resolution or the business to be dealt with at that meeting.

The written requisition and a sum of money reasonably sufficient to meet the Company's expenses for serving the notice of the resolution and circulating the statement submitted by the registered shareholders concerned in accordance with the statutory and regulatory requirements to all the registered shareholders must be deposited at the registered office of the Company at Clarendon House, 2 Church Street, Hamilton HM 11, Bermuda or at the Company's principal office at 17/F, Octa Tower, No.8 Lam Chak Street, Kowloon Bay, Hong Kong for the attention of the Company Secretary of the Company not less than six weeks before the meeting in case of a requisition requiring notice of a resolution; and not less than one week before the meeting in the case of any other requisition; and where an annual general meeting is called for a date six weeks or less after the requisition requiring notice of a resolution has been deposited, the requisition though not deposited within the time required shall be deemed to have been properly deposited for such purpose.

The written requisition must be signed by the registered shareholders concerned and may consist of several documents in like form, each signed by one or more of these shareholders. The written requisition will be verified with the Company's Share Registrars and upon their confirmation that the requisition is proper and in order, the Company Secretary of the Company will ask the Board to include the resolution in the agenda for the general meeting, and serving the notice of the resolution and circulating the statement submitted by the registered shareholders concerned in accordance with the statutory and regulatory requirements to all the registered shareholders. On the contrary, if the written requisition has been verified as not in order, the shareholders concerned will be advised of this outcome and accordingly, the proposed resolution will not be included in the agenda for the general meeting.

Procedures for shareholders to propose a person for election as a director

As regards proposing a person other than the retiring Director for election as a Director in a general meeting, please refer to the procedures available on the website of the Company.

CONSTITUTIONAL DOCUMENTS

During the financial year 2018, there was no change in the Company's Memorandum of Association and Bye-Laws.

股東於股東大會上提呈議案之程序

受百慕達1981年公司法，本公司之公司細則及適用之法例及規例所規限，持有有權在本公司股東大會投票之本公司實繳股本不少於二十分之一(5%)之登記股東，或不少於100名登記股東，可向本公司提交書面要求：(a)向有權獲發送下一屆股東週年大會通告之股東發出通知，以告知於該大會上任何可能正式動議及擬動議之決議案；及(b)向有權獲發送任何股東大會通告之股東傳閱不超過1,000字之陳述書，以告知於該大會上提呈之決議案所述事宜或將處理之事項。

書面要求連同繳存合理及足夠款項用以支付公司根據法定及監管規定向所有登記股東發出決議案通知及傳閱有關登記股東呈交之陳述書所產生之開支必須送達本公司註冊辦事處，地址為Clarendon House, 2 Church Street, Hamilton HM 11, Bermuda，或本公司之主要辦事處，地址為香港九龍灣臨澤街8號傲騰廣場17樓，註明本公司公司秘書收啟。如屬於須發出決議案通知之情況，該要求須於會議舉行前不少於六週送達；如屬於任何其他情況，則須於會議舉行前不少於一週送達。惟倘在送達須發出決議案通知要求後六週或較短期間內之某一日召開股東週年大會，則該要求雖未有在規定時間內送達，就此而言亦將被視為已妥善送達。

書面要求必須經有關登記股東簽署，並可由數份同樣格式及附有所有有關股東簽署之文件組成。書面要求將由公司股份登記處核實，在確定為適當及符合程序後，本公司公司秘書將要求董事會將有關決議案納入股東大會之議程，並按照法定及監管規定向所有登記股東發出決議案通知及傳閱有關登記股東呈交之陳述書。反之，若書面要求經核實為不符合程序，有關股東將獲知會結果，而提呈之決議案將不獲納入股東大會之議程內。

股東提名人選參選董事之程序

如股東擬於股東大會上提名退任董事以外的人士參選董事，請查閱載於本公司網頁內之有關程序。

組織章程文件

於二零一八年財政年度，本公司之組織章程大綱及公司細則並無變動。

1 ABOUT THE REPORT

This report provides the corporate social responsibility (“CSR”) performance of Wong’s Kong King International (Holdings) Limited (hereafter referred to as the “Company”) in 2018.

1.1 Scope of the report

This report covers the CSR activities of the Company’s headquarter, the Company’s trading and distribution businesses in Hong Kong and the Dongguan production plant of WKK Technology Limited (“WKKT”), a wholly-owned subsidiary of the Company.

The reporting period is from 1 January 2018 to 31 December 2018. The report is published yearly together with the Company’s annual report.

1.2 Report references

This report is compiled in accordance with the Environmental, Social and Governance (“ESG”) Reporting Guide (the “Guide”) under Appendix 27 of the Rules Governing the Listing of Securities on The Stock Exchange of Hong Kong Limited. This report fulfils the “comply or explain” provisions of the Guide and makes reference to some of the “recommended disclosures” of the Guide in the provision of social key performance indicators performance of the Company.

2 THE COMPANY’S CSR VISION, ASPIRATIONS, POLICIES AND STRATEGIES

2.1 Social Responsibility

The Company treasures CSR as one of our fundamental management values. Through active engagement in social activities, we strive to help the unfortunate and nurture those in need. The employees of the Company organized a team of volunteers, dedicating their spare time to serve the society by planning and organizing volunteer activities at different scopes. The Company has made donations to many charities. Also, we provide scholarships to eligible students who otherwise cannot afford to further their studies at university. The Company was awarded with the “10 Years Plus Caring Company” logo granted by the Hong Kong Council of Social Service in recognition of our devotion. On top of volunteering and monetary support, the Company has repeatedly formed visiting groups for secondary students and university undergraduates to tour its production plant in China in an effort to enhance our youngsters’ knowledge of green production facilities.

1 關於本報告

本報告提供Wong’s Kong King International (Holdings) Limited (以下簡稱「本公司»)於二零一八年內企業社會責任(「企業社會責任»)的表現。

1.1 報告範圍

本報告涵蓋本公司的香港總部、香港的貿易和分銷業務、以及其全資附屬公司王氏港建科技有限公司(「王氏港建科技»)位於東莞的生產廠房的企業社會責任活動。

報告期為二零一八年一月一日至二零一八年十二月三十一日。本報告會每年與本公司的年報一同發佈。

1.2 報告參考

此報告乃根據香港聯合交易所有限公司證券上市規則內附錄27《環境、社會及管治報告指引》(「指引»)而編製。本報告符合指引中「不遵守就解釋」的條文，並參照指引內部份的「建議披露」項目，提供本公司於社會方面的關鍵績效指標表現。

2 公司對企業社會責任的願景、抱負、政策及策略

2.1 社會責任

本公司珍視企業社會責任，視之為其中一個根本的管理價值。我們透過積極投入社會活動，盡力幫助不幸的社群及培育有需要的人。本公司之員工已組織一隊義工團隊，付出他們的空餘時間服務社會，策劃及組織不同範疇的義工活動。我們亦曾向多個慈善團體捐款，並提供獎學金予未能負擔繼續在大學修讀的合資格學生。本公司曾榮獲香港社會服務聯會頒贈10年Plus「商界展關懷」標誌以表揚我們的付出。在義工服務及財務援助之外，本公司亦多次為中學及大學學生組團參觀其中國廠房，以增進年青人對綠色生產設施之知識。

2.2 Legal and Regulatory Compliance

The Company complies with relevant laws and regulations that have a major influence upon our operations in Hong Kong and in Dongguan, China.

2.3 Human Resources

The Company reviews the remuneration policy and packages of our employees regularly. The remuneration packages of our employees are mainly based on their performance and experience, taking into accounts the current industry practices. Not only does the Company provide employees with the Provident Fund scheme, medical benefits and internal and external training programs, share options and discretionary bonuses may be provided to the employees based on both the individual and the Company's overall performances.

3 CORPORATE GOVERNANCE

The Company's management puts great importance to upholding good corporate governance in order to ensure the success and sustainable development of the Company. Laws and regulations concerning corporate governance are always strictly complied. Also, codes of conduct that is beneficial to corporate governance is implemented.

4 STAKEHOLDER ENGAGEMENT

Communication is key to success. Feedbacks and opinions from stakeholders that are influenced by the operational activities such as clients, employees, community groups and government bodies are valued by the Company. We engage with stakeholders irregularly through various channels in an attempt to establish a shared understanding on the vision and expectation on CSR. On such a common ground, we endeavour to achieve sustainable development of the Company.

2.2 遵行法律及規例

本公司已遵守所有對我們的營運有重大影響之相關香港及中國東莞地區的法律及規例。

2.3 人力資源

本公司會定期檢討我們的僱員之薪酬政策及待遇。我們員工之薪酬待遇主要根據工作表現及經驗，以及考慮現行行業慣例而釐定。本公司不單止為僱員提供公積金計劃、醫療福利及內部及外部培訓課程，亦可能會根據僱員及本公司之整體表現向僱員授出認股權及給予酌情花紅。

3 企業管治

本公司的管理層十分重視維護良好的企業管治，以確保本公司之成功及可持續發展。本公司一直嚴格遵守有關企業管治的法律及監管規定，並執行有助於企業管治的行為守則。

4 持份者參與

溝通為成功的關鍵，因此本公司尊重受我們營運活動所影響的持份者之反饋及意見，當中包括顧客、員工、社區組織及政府機構等。我們通過各種渠道與各持份者進行不定期的接觸，以求凝聚各方對企業社會責任的願景及期望的共同理解。在此共識底下，我們致力達致本公司可持續發展。

5 DETAILS OF THE ENVIRONMENTAL AND SOCIAL AREAS

5.1 Employment and Labour Practices

Since our establishment, the Company has been upholding the notion of “equality for all”. Built upon the ground of this idea, the Company conducts our business and operation with equality in mind. We comply with the applicable laws and regulations in Hong Kong and China. In Hong Kong, we comply with the “Sex Discrimination Ordinance”, “Disability Discrimination Ordinance”, “Family Status Discrimination Ordinance”, “Race Discrimination Ordinance”, etc. On top of compliance with the legislations, the Hong Kong operations also adhere to the codes of practice established by the Equal Opportunities Commission. In China, we comply with the “Labour Law of the People’s Republic of China”, “Labour Contract Law of the People’s Republic of China” and suchlike. Our policies and codes of practice cover the full range of employment and labour standards including recruitment, promotion, dismissal, remuneration, diversity, working hours, equal opportunity, anti-discrimination, benefits, and suchlike. Relevant policies are implemented include:

Employee Recruitment and Diversity Policy: All job applicants are treated equally throughout the recruitment process. The Company assesses applicants in terms of their qualifications and experiences. We will never reject applications based on ethnicity, skin colour, gender, disability, spoken language, family status, religion and political factors, etc. As such, an open environment with employee diversification can be provided to facilitate the exchange of ideas and perspectives.

Promotion Policy: Employees’ working performance, qualification, experience, capability and job-related factors are our only grounds for determining promotion issue. Under no condition will we allow factors infringing equal judgement.

Remuneration Policy: Employees’ remuneration packages are determined in accordance with their performance and experience, taking into accounts current industry practices. Our Remuneration Policy is reviewed regularly to ensure our competitiveness in the market.

Work-Life Balance Policy: Employees are not encouraged to work overtime under normal circumstances. Even when faced with extraordinary situations, the Company allows employees the freedom to decide whether or not to work overtime.

Anti-Discrimination Policy: As an equal opportunities employer, the Company strictly adheres to the anti-discrimination regulations. Under no circumstance will the Company make decision based on ethnicity, gender, disability, religion and other non-job-related factors that are in violation of equality.

5 環境及社會之詳細內容

5.1 僱傭及勞工常規

本公司自成立以來，一直捍衛「人人生而平等」的理念，本公司的業務及營運活動都建基於該平等理念來進行。我們遵守香港及中國適用的法律及法規。在香港，我們遵守《性別歧視條例》、《殘疾歧視條例》、《家庭崗位歧視條例》及《種族歧視條例》等。此外，香港的營運亦遵照平等機會委員會所制定的實務守則。在中國，我們遵守《中華人民共和國勞動法》及《中華人民共和國勞動合同法》等。我們的政策及實務守則涉及僱傭及勞工準則，當中包括招聘、晉升、辭退、薪酬、多元化、工作時數、平等機會、反歧視及福利待遇等。相關政策已經執行，包括：

「僱員招聘及多元化政策」：每位應徵者在整個招聘流程中都會得到公平的對待。本公司會根據應徵者的資歷及經驗作出評審，我們絕不會因種族、膚色、性別、殘疾、語言、家庭崗位、宗教及政治等因素而拒絕應徵者的申請。因此，本公司就僱員多元化提供開放平台以鼓勵交流意念及觀點。

「晉升政策」：在考慮晉升員工時，我們只依據員工的工作表現、資歷、經驗、個人能力及與工作相關的因素。在任何情況下，我們不會許可左右公平決策的因素。

「薪酬政策」：僱員之薪酬待遇是根據其工作表現及經驗，以及考慮現行行業慣例而釐定，我們的薪酬政策會定期檢討以保持我們在市場的競爭力。

「工作生活平衡政策」：我們不鼓勵員工在正常情況下超時工作。即使遇到特殊情況，本公司也讓僱員自由決定是否加班工作。

「反歧視政策」：作為平等機會僱主，本公司嚴格遵守反歧視條例。在任何情況下，本公司都不會根據種族、性別、殘疾、宗教和其他違反平等的非工作相關因素作出決定。

Benefits Policy: The Company provides attractive benefits and welfares on top of the insurance in accordance with the relevant laws and regulations of the corresponding operational places.

「福利待遇政策」：本公司根據各營運地區的相關法律法規，在保險以外再提供具吸引力的福利及待遇。

Dismissal Policy: Termination of employment contracts is never taken lightly by the Company. The Company's employee turnover is typically under normal and natural situations. Should any termination of employment occur, it will be proceeded in accordance with the prevailing employee compensation regulations in a fair and reasonable manner.

「辭退政策」：本公司不會輕率與僱員解除勞資關係。本公司的僱員流失一般屬自然流失。如要解除勞資關係，我們定必根據當前的僱傭賠償條例的要求以公平合理的方式進行。

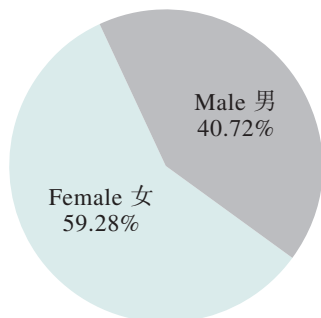
In the reporting period, the Company has been in compliance with relevant regulations such as the Employment Ordinance of Hong Kong, and the Labour Law of the People's Republic of China in the reporting scope.

報告期內，本公司在報告範圍內已遵守包括香港僱傭條例和中華人民共和國勞動法等有關規定。

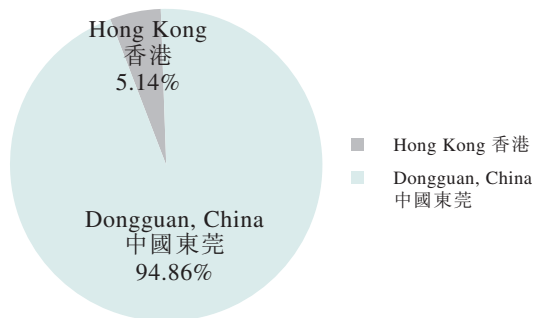
The following shows the Company's number of employees by gender and region. It can be found that the ratio of female and male employees is nearly at 60:40.

下列圖表展示了按性別及地區劃分的本公司員工人數，從中可見，女性及男性員工人數的比例接近60:40。

No. of Existing Employees by Gender
按性別劃分之現職員工人數



No. of Existing Employees by Region
按地區劃分之現職員工人數



| | | Total 人數 | |
|-----------------------------------|-----------------------------|-------------------------------------|--|
| | By Gender 按性別劃分 | | |
| No. of Existing Employees 現職員工 | Male 男性 | 1,845 | |
| | Female 女性 | 2,686 | |
| | Total No. of Employees 員工總數 | 4,531 | |
| | | By Geographical region 按地區劃分 | |
| | Hong Kong 香港 | 233 | |
| | Dongguan 東莞 | 4,298 | |
| | Total No. of Employees 員工總數 | 4,531 | |

5.2 Health and Safety

The Company strives to make available a comfortable and safe environment to all employees in our premises. We are dedicated to create a “zero accident” working environment. Moreover, our implementation of Work-life Balance Policy also lessens the risk of industrial accidents by minimizing overwork. As a last line of defence, the Company provides suitable Personal Protective Equipment (“PPE”) to the employees to further reduce the risk.

Relevant policies have been formulated and communicated to employees to enhance their understanding of occupational health and safety. This allows the management and the employees to join hands to achieve the “zero-accident” target through a variety of means.

Relevant health and safety targets and policies include:

- (1) An occupational illness rate of “zero”;
- (2) The monthly occupational incident rate is not more than “zero”;
- (3) All employees who may be in occupationally hazardous posts are provided with PPE;
- (4) Understands the employees’ mental health needs actively and provides psychological health counselling;
- (5) A commitment to undertake annual maintenance of facilities to ensure industrial safety; and
- (6) A commitment to conduct annual environmental monitoring in the workplace.

In the reporting period, there was no violation of relevant occupational health and safety legislation such as Occupational Safety and Health Ordinance, Factories and Industrial Undertakings Ordinance, and the Law of the People’s Republic of China on Work Safety in the reporting scope of the Company.

There were five occupational incident cases occurring in Dongguan production plant, leading to 122 lost working days. The Company will develop improvement plan to achieve zero occupational incident rate target.

5.2 健康與安全

本公司致力為所有身處我們處所的僱員提供一個舒適及安全的工作環境，我們努力締造一個「零」意外的工作環境。再者，我們透過工作生活平衡政策減少因超時工作而可能造成的工業意外風險。本公司提供適合的個人防護用品給僱員以作為進一步減低風險的最後防線。

相關政策已制定並已與員工溝通，以提高他們對職業健康與安全的認識，這讓管理層及員工攜手透過不同方式達致「零」意外的目標。

相關健康安全目標及政策包括：

- (1) 職業病發生率為「零」；
- (2) 每月的工傷事故發生率不超過「零」；
- (3) 向所有可能處於職業危害職位的僱員提供個人防護用品；
- (4) 積極了解僱員心理健康需要，從而提供心理健康輔導；
- (5) 承諾每年進行設施維護以確保工業安全；及
- (6) 承諾每年對工作場所進行環境監測。

報告期內，本公司於報告範圍內並無違反職業健康安全相關條例，例如職業安全及健康條例、工廠及工業經營條例及中華人民共和國安全生產法。

東莞廠房發生5次工傷個案，導致122個工作天的損失。本公司會制定改善計劃，務求達致零工傷事故發生率的目標。

5.3 Environmental Management

Environmental protection is one of the aspects of sustainable development. The Company is devoted to making contributions in the various areas of sustainable development, which includes environmental protection. The Company has established a green council to lead and organize activities and programs related to environmental protection. We have set up various systems, including a sewage treatment plant to enhance effluent quality, solar panels for warming water supply for the employees, LED and solar energy lighting systems and selective flux and soldering systems to improve energy efficiency. Also, we launch computerized filing systems to limit paper usage. To protect the environment in a systematic way, the Company has established an ISO14001 certified environmental management system since 2002, an IECQ QC080000 hazardous substance process management system, as well as an ISO50001 energy management system for the monitoring and improvement of greenhouse gas emissions and energy consumption. The management systems' effectiveness is evaluated regularly via audits to ensure continuous improvement.

The success of the Company in environmental protection has earned recognition from the Government, industry, customers and suppliers.

In the reporting period, the Company has been in compliance with relevant regulations such as the Environmental Protection Law of the People's Republic of China in the reporting scope.

Emissions Reduction and Energy Consumption Control:

The major gaseous emissions source of the Company is generated by the fuel consumption of the vehicles from the distribution segment. Nitrogen Oxides (NO_x), Sulphur Oxides (SO_x) and Particulate Matters are the main air pollutants. In the reporting period, 274,110.30 grams of NO_x, 352.40 grams of SO_x and 21,559.70 grams of Particulate Matters are generated as below.

Gaseous Emission from Vehicles in Distribution Segment 分銷業務的汽車氣體排放

| | |
|--|------------|
| Nitrogen Oxides (NO _x) (grams) 氮氧化物 (NO _x) (克) | 274,110.30 |
| Sulphur Oxides (SO _x) (grams) 硫氧化物 (SO _x) (克) | 352.40 |
| Particulate Matters (grams) 顆粒物 (克) | 21,559.70 |

In the area of greenhouse gas emissions, they are categorized into 2 scopes expressed in tonnes of carbon dioxide equivalent (tCO₂e) with disclosure of CO₂e emissions from Scopes 1 and 2. In the reporting period, we generated 28,378.23 tCO₂e across the Company. Emission from electricity purchased is the major emission source which shares 96% of the overall emission. The remainder comes from stationary combustion of natural gas and diesel oil and mobile combustion of diesel oil and gasoline under the operational control of the Company. The followings show the Company's greenhouse gas emissions situation and energy consumption situation.

5.3 環境管理

環境保護為可持續發展的其中一個範疇。本公司致力於不同範疇之可持續發展作出貢獻，包括環境保護。本公司已成立綠色委員會以領導及舉辦各類與環境保護有關的活動及計劃。我們已設立多個系統，包括透過污水處理廠改善污水水質、以太陽能電池板供應暖水給員工、使用LED及太陽能照明系統及選擇性焊劑及焊錫系統以提升能源效益。還有，我們透過電腦化文件系統以減少用紙。為了有系統地保護環境，本公司自二零零二年起，已建立ISO14001認證之環境管理體系、IECQ QC080000有害物質過程管理體系，以及監測及改善溫室氣體排放及能源消耗之ISO50001能源管理體系。各個管理體系均透過定期審核評估成效，以達致持續改善。

本公司於環保方面的成就已獲得政府、業界、顧客及供應商的認同。

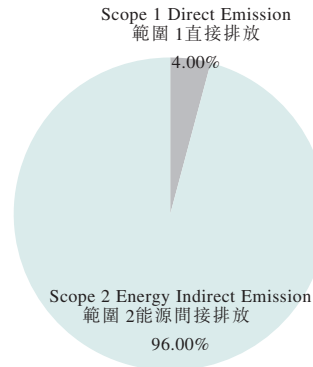
報告期內，本公司的報告範圍已遵守相關的法規，例如中華人民共和國環境保護法。

減少排放及控制能源耗用：

本公司的主要氣體排放來自分銷業務車輛的燃料耗用。氮氧化物 (NO_x)、硫氧化物 (SO_x) 及顆粒物為主要的空氣污染物。報告期內，本公司如下表所列，產生了274,110.30克NO_x、352.40克SO_x及21,559.70克顆粒物。

溫室氣體排放以範圍1和範圍2兩個界別作分類，並以噸二氧化碳當量(tCO₂e)來表示二氧化碳的排放。報告期內，本公司共產生了28,378.23 tCO₂e。當中，購買電力是本公司的主要排放來源，佔總排放量的96%。其餘的排放量來自本公司營運控制的天然氣和柴油的固定燃燒，以及柴油和汽油的流動燃燒。下列圖表詳列了本公司溫室氣體排放及能源耗用的情況。

Total Greenhouse Gas Emission 溫室氣體總排放



Total Greenhouse Gas Emission 溫室氣體總排放

| | |
|---|-----------|
| Scope 1 範圍1 Direct Emission (tonnes CO ₂ -eq) 直接排放 (噸CO ₂ 當量) | 1,134.72 |
| Scope 2 範圍2 Energy Indirect Emission (tonnes CO ₂ -eq) 能源間接排放 (噸CO ₂ 當量) | 27,243.51 |
| Total (tonnes CO ₂ -eq) 總計 (噸CO ₂ 當量) | 28,378.23 |
| Intensity (grams CO ₂ -eq / piece of product) 強度 (克CO ₂ 當量/每件產品) | 6.10 |

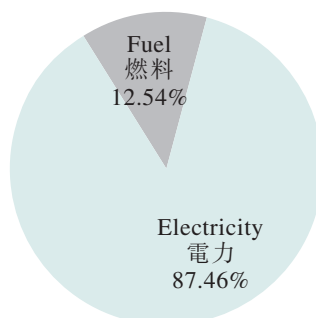
NOTE:
注釋：

The emissions cover six greenhouse gases which include carbon dioxide (CO₂), methane (CH₄), nitrous oxide (N₂O), hydrofluorocarbons (HFCs), perfluorocarbon (PFCs) and sulfur hexafluoride (SF₆).
溫室氣體排放涵蓋六種溫室氣體，包括二氧化碳(CO₂)，甲烷(CH₄)，氧化亞氮(N₂O)，氫氟碳化物(HFCs)，全氟化碳(PFCs)和六氟化硫(SF₆)。

Scope 1 refers to direct greenhouse gas emission. Emission sources of the Company include natural gas and diesel oil stationary combustions, and diesel oil and gasoline mobile combustions.
範圍1為直接溫室氣體排放。本公司所屬的排放來源包括天然氣和柴油的固定燃燒以及柴油和汽油的移動燃燒。

Scope 2 refers to energy indirect emissions which results only from the generation of the Company's purchased electricity.
範圍2為能源間接溫室氣體排放。本公司只涉及因購買電力引伸之排放。

Total Energy Consumption 總能耗



Total Energy Consumption 總能耗

| | |
|--|--------|
| Electricity ('000 kWh) 電力 ('000千瓦時) | 31,652 |
| Fuel ('000 kWh) 燃料 ('000千瓦時) | 4,538 |
| Total ('000 kWh) 總計 ('000千瓦時) | 36,190 |
| Intensity (kWh / piece of product) 強度 (千瓦時／每件產品) | 0.0078 |

To enhance energy efficiency, the Company installs variable speed drive air compressors. Also, the lighting system applies timer controls and lighting sensors in order to reduce unnecessary use of energy.

為提升能源效能，本公司安裝可變速空壓機。此外，照明系統設置計時器及光度感應器，以減少不必要的能源使用。

Use of Resources:

The Company did not face any difficulty in sourcing water in the reporting period. All used water is discharged in accordance with the relevant laws and regulations. For water conservation, the Company uses pressurized water pumps. Also, we conduct underground water piping system inspection. If any water leakage is found, we will repair immediately. To reduce the use of pure water, the Company uses effluent for toilet flushing. The employees are encouraged to support water saving in the operational areas. The below table shows the water consumed in the reporting period.

資源使用:

報告期內，本公司並未遇到任何取水上的困難。所有用過的水都按照相關法律及法規排放。為節約用水，本公司使用壓力式水泵。另外，我們進行地底水管系統檢查。如果發現任何漏水情況，我們會立即修復。為減少清水的使用，本公司使用污水作沖廁用途。我們鼓勵員工支持營運區域的節水措施。下表顯示了報告期間的用水量。

Total Water Consumption 總耗水量

| | |
|--|---------|
| Total (cubic metres) 總計 (立方米) | 397,589 |
| Intensity (litres / piece of product) 強度 (公升／每件產品) | 0.086 |

The Company uses environmentally-friendly designs and packaging. We adopt green procurement policies. The supply chain and the entire product life-cycle are aligning with clean and green manufacturing policy, thus producing consistently high-quality green products from the start to finish. The Company constantly instils an awareness of environmental protection in its employees (principally internal stakeholders), thereby setting a good example to external stakeholders. For instance, we collect chemical containers and packaging for suppliers to reuse or recycle. And we optimize logistics so as to reduce packaging material consumption. The following table shows the total packaging material consumed in the reporting period.

本公司採用環保設計及包裝，我們採用綠色採購政策。供應鏈及整個產品壽命週期均符合清潔及綠色製造政策，從而生產始終如一的高品質綠色產品。本公司不斷向其僱員（主要之內部持份者）灌輸環保意識，藉此為外部持份者樹立良好榜樣。例如，我們回收化工容器及包裝物料，讓供應商重用或循環再用。我們亦優化物流，以減少包裝材料的消耗。下表顯示了報告期間消耗的包裝材料總量。

Total Packaging Material Consumed 消耗的包裝材料總量

| | |
|--|------|
| Total (tonnes) 總計 (噸) | 494 |
| Intensity (grams/per piece of product) 強度 (克/每件產品) | 0.11 |

The Company is fully aware of the importance of waste management. We manage waste by making reference with some international hazardous substance regulations. We identify hazardous waste and non-hazardous waste. For hazardous waste, they are stored in designated areas and handled by trained employees. Then, qualified vendors will be contacted and arranged to ensure that the hazardous waste are disposed appropriately. Aiming at reducing waste, automation and lean manufacturing are executed. The following table shows the total hazardous and non-hazardous wastes produced in the reporting period.

本公司充分意識到廢棄物管理的重要性。我們參考一些國際有害物質規例來管理廢物。我們識別有害廢棄物和無害廢棄物。我們把有害廢棄物存放在指定區域，並由經過培訓的員工處理。然後，我們會聯繫並安排合資格的供應商跟進，以確保有害廢棄物被妥善處理。我們實施自動化及精簡生產，旨在減少廢棄物。下表顯示了報告期間產生的有害廢棄物和無害廢棄物總量。

Total Waste Produced 產生的廢棄物總量

| | |
|--|--------|
| Hazardous Waste 有害廢棄物 | |
| Total (tonnes) 總計 (噸) | 18 |
| Intensity (grams/per piece of product) 強度 (克/每件產品) | 0.0038 |
| Non-hazardous Waste 無害廢棄物 | |
| Total (tonnes) 總計 (噸) | 627 |
| Intensity (grams/per piece of product) 強度 (克/每件產品) | 0.13 |

The Environment And Natural Resources:

The Company assesses the production processes and the material used to avoid environmental impact as much as possible. From top management to the general employees, there is a mind-set of green operation. When the Company launches green programs, they will be promoted to the employees to gain more support. This allows the Company to maximize the programs' effectiveness on minimizing impact to the environment and natural resources.

環境及天然資源:

本公司評估生產過程及材料使用，盡量避免對環境造成影響。從高層管理人員到一般員工，都有一種綠色營運的思維。當推行綠色計劃時，本公司會向員工宣傳，以獲得更多支持。這使本公司能夠最大限度地提高計劃成效，以減少對環境和天然資源的影響。

5.4 Labour Standards

“Protecting children from harm” is a notion that every company which bears the burden of social responsibility must strictly adhere to. Relevant employment regulations concerning child labour and forced labour in each operating location are prudently complied by the Company. The Company undertakes due diligence throughout the recruitment process. We require the job applicants to provide personal identity documents for verification of age. Contracts of employment are signed by the Company and employees, explaining and detailing the rights and responsibilities of both parties. Our employee handbook also details employment-related issues, and is updated frequently to convey the latest development to our employees. Should provision of false information is discovered, full responsibility for the consequences is assumed to be borne by the applicant, and the contract of employment will be immediately terminated.

Despite the fact that there is an ongoing negotiation and discussion concerning the standard working hours legislation in Hong Kong, as a responsible employer, the Company neither advocates nor forces our employees to work overtime. We strictly control any need for temporary overtime in individual department. The Company examines the approval processes for overtime working, daily overtime working hours and total monthly overtime working hours, etc. The Human Resources and Administration Department is delegated by the management to investigate incidents related to forced labour, and to prevent an unhealthy atmosphere of overtime working which hampers our working efficiency.

5.5 Development and Training

The combination of globalization and geopolitics renders the marketplace much more unpredictable. To make us resilient to these challenges, the Company requires a team of proactive management and enthusiastic employee to guide the Company towards business breakthrough. This allows the Company to prosper further and farther. As a result, development and training of our managers is a vitally important path in which the Company can afford no less attention.

Courses in managerial skills and suchlike are organized regularly. Employees who show managerial potential are nominated to take part in the abovementioned courses. Employees who completed the training and subsequently exhibit exceptional performance in their posts will have opportunity of promotion and ultimately the pathway towards the senior management team of the Company or its subsidiaries. It will lead the Company continuously to go forward.

5.4 勞工準則

「保護兒童免受傷害」是每一家肩負社會責任的公司都必須嚴格遵行的理念。本公司謹慎地遵守各營運所在地有關童工及強制勞工的僱傭條例。本公司於整個招聘過程當中進行盡職審查，我們要求應徵者必須提供身份證明文件以供核實年齡。僱傭合約由本公司及僱員共同簽署，當中詳細列明雙方在僱傭關係中的權利及義務。僱員手冊中又詳細列明僱傭相關細節，並時常更新以將最新發展通知員工。如發現應徵者提供虛假資料，由此引起的一切後果及責任將由應徵者承擔，僱傭合約亦會即時終止。

縱使香港社會仍在就標準工時立法進行持續的談判及討論，作為負責任的僱主，本公司既不主張亦不強迫員工超時工作，我們嚴格控制個別部門臨時超時工作之需要。本公司亦會檢視超時工作、每日加班時數及每月總加班時數等的審批程序。管理層授權行政人事部調查有關強制勞工的事件，以及防止超時工作的不良風氣阻礙我們的工作效率。

5.5 發展及培訓

全球化及地緣政治使市場愈趨變化莫測。為使我們能適應這些挑戰，本公司需要一隊有幹勁的管理層以及有熱誠的員工團隊，帶領本公司衝破業務常規。這使本公司的發展走得更高更遠。因此，本公司尤為關注管理人員的發展及培訓道路。

本公司定期舉辦管理技巧等課程，有潛質成為管理人員的同事會被提名參與上述課程。完成培訓並其後在工作崗位上能發揮出色表現的員工將獲得晉升機會，及最終有機會成為本公司或其附屬公司的高級管理層。這將會帶領本公司繼續向前。

Moreover, series of training programs have been developed by the Company for the routine jobs of staff at every level. The programs come in various modes including classroom teaching, presentation of work progress reports and vocational skills training. The Company conducts annual appraisal and provides recognitions to all levels of employees according to their performances. Recognition and year-end bonuses are awarded to employees demonstrating outstanding performances. These outstanding employees are also prioritized for suitable vacancy posts at the time.

6 OPERATING PRACTICES

6.1 Supply Chain Management

Over the years, not only does the Company strictly monitor the quality performance of each supplier, the Company has been adopting social responsibility performance evaluation more than ten years ago. The Company requires its suppliers to perform well in CSR concerning the environment, health and safety and other related aspects of social responsibility. Moreover, we formulate a supplier code of conduct, resulting in a more comprehensive management of our suppliers. This also enables us to align with the requirements and expectations of the Company's stakeholders. In addition to the establishment of the code of conduct as the foundation of managing the Company's suppliers, annual evaluations of our key suppliers are conducted to monitor their social responsibility performances.

6.2 Product Responsibility

The Company emphasizes the quality of goods and services. Not only do we endeavour to satisfy the demands from customers by continuous improvement of our products, we also strive to guarantee the health and safety of our products by minimizing the risks of health and safety accidents resulting from product usage. Besides satisfying the requirements of device capability set out by the customers, the Company ensures all stages, namely the manufacturing, installation and testing of our products conforms to the product standards, specifications and technical guidelines. During the reporting period, there is no product recall incurred by health and safety problems.

The Company verifies the information based on the reference data provided by the original manufacturers to assure data accuracy before promoting our trade products. Product labels made for customer reference are always in accordance with the data provided by the original manufacturers during the export of product.

此外，本公司亦制定一系列的培訓計劃，針對各級別的職員日常工作所需。培訓計劃以多種形式舉行，當中包括課堂授課、工作報告演說及職業技能培訓。本公司每年評核僱員表現，根據各級僱員於該年度的工作表現，給予評價及肯定。表現出色的員工將獲嘉許及獲發年終獎金。這些優秀的員工在有適當的職位空缺時將獲優先考慮。

6 營運慣例

6.1 供應鏈管理

多年以來，本公司不單嚴格監控各供應商的品質表現，本公司更早於十多年前將供應商的社會責任表現納入為評審基準。本公司要求供應商在環境、健康及安全等各方面之社會責任表現良好。此外，我們制定供應商行為守則，使我們的供應鏈管理變得更全面。這亦使我們能更符合本公司持份者的要求及期望。除了訂立行為守則作為管理本公司供應商的行為基礎外，本公司會每年對主要供應商進行評審，以監察其社會責任表現。

6.2 產品責任

本公司一直重視產品及服務的品質。我們不單止通過不斷努力提昇產品以滿足客戶的要求，同時透過減少產品於使用時所產生的健康與安全風險，致力保證產品的健康與安全。在滿足客戶對設備功能的要求之外，本公司確保我們產品於每一階段，包括製造、安裝和試驗均符合產品的標準、規範和技術準則。報告期內並沒有因安全與健康問題而需回收之產品。

本公司遵照原廠商所提供的參考數據再加以核實資料，以在宣傳產品前，確保所銷售的產品數據真實。產品標籤均以原廠商於出口時所確定之參數為準，以供客戶參考。

Aligned with the employee code of business ethics formulated by the Company, the Company requires all employees to prudently handle the confidentiality of product technology, customer information and relevant information. We also require employees of certain key positions to sign non-disclosure agreements.

In the reporting period, the Company has been in compliance with the relevant trade regulations such as the Restriction of Hazardous Substances in the reporting scope.

6.3 Anti-corruption

“Society integrity and corruption prevention” are the unwavering social value in Hong Kong. As a socially responsible enterprise, the Company adheres to the expectations of all of our relevant stakeholders. An employee code of business ethics has been developed and integrated into the Company’s employee handbook to convey the message of integrity to our employees. Information about the prevention of bribery, money laundering, extortion, fraud and other immoral behaviours is detailed in the code of business ethics.

We encourage employees to supervise each other on the matter of anti-corruption and business ethics. The Company commits to maintaining strict confidentiality concerning the identity of the whistle-blower, and encourages employees to report suspicion or circumstances concerning violations of business ethics directly to the Human Resources Manager or General Manager.

All employees have to declare potential conflict of interest to the Company. If employees want to take job positions offered by other organizations, they are required to disclose the job details to the Company for approval. This prevents the employees from taking the positions outside the Company that may lead to conflict of interest.

In the reporting period, the Company has been in compliance with relevant laws and regulations in the reporting scope. They include the Prevention of Bribery Ordinance of Hong Kong, Criminal Law of the People’s Republic of China and suchlike.

根據本公司所編製的僱員商業道德規範，本公司要求所有員工謹慎處理產品技術、客戶信息和相關資料，我們要求某些關鍵職位的員工簽署保密協議。

報告期內，本公司在報告範圍內遵守與貿易相關的規例，例如危害性物質限制指令。

6.3 反貪污

「廉潔社會，防止貪污」是香港一直以來堅守的社會價值。作為一間負責任的企業，本公司堅持所有相關持份者的期望。本公司已編製僱員商業道德守則，並將其列入本公司僱員手冊內，以將誠信信息帶給我們的員工。該守則內容詳列包括防止賄賂、防止洗黑錢、防止勒索、欺詐及其它不道德行為。

本公司鼓勵僱員之間就防貪及商業道德問題互相監督。本公司承諾對舉報人員的身份絕對保密，並鼓勵員工直接向人事部經理或總經理報告疑似個案或已出現相關違反商業道德的情況。

我們所有員工都必須向本公司申報潛在的利益衝突。如果員工想擔任其他組織提供的職位，他們需要向本公司申報工作細節，以供批准。這可防止員工因擔任公司外部職位而導致潛在的利益衝突情況。

報告期內，本公司在報告範圍內已遵守相關的法律及法規，包括香港的防止賄賂條例及中華人民共和國刑法等。

6.4 Community Investment

The Company has formed a volunteer team since 2006. The volunteer team is devoted to contribute its free time in the service of society by visiting and organizing activities at centers for elderly people. Over the years, many groups of people and organizations have been benefitted from these volunteer activities.

The Company has been consistently cooperated with the Tung Wah Group of Hospitals and has become its corporate volunteer service partner for many years. The Company has been supporting and participating in the volunteer activities held by the Tung Wah Group of Hospitals over the past years.

Among the operating locations in China, the Company's subsidiary, WKKT, is one of the members of Changping Volunteer Services Group. In addition, Tutang Village Committee has served as the community representative of WKKT to join regular meetings about the environmental and safety issues concerning the locals. The Company takes vigorous collaboration together with the community so as to improve the environment and safety performances.

In the education area, the Dongguan production plant cooperates with Dongguan Electronics and Commerce School ("the school") regularly. The plant supports the "Internship Program" of the school by employing the school's students. It is hoped that we can help the students to enrich practical working knowledge, skills and experiences to pave for better roads of career development.

6.4 社區投資

本公司自二零零六年已經成立了義工隊，義工隊致力貢獻他們之空餘時間服務社會，到訪老人中心舉辦活動。多年來，許多團體和組織都受益於這些義工活動。

本公司一直與東華三院合作，並成為其企業義工服務合作夥伴多年。過去多年，本公司一直支持及參與東華三院所舉辦的義工活動。

在國內營運地點當中，本公司之全資附屬公司王氏港建科技為東莞市常平鎮志願服務中心成員之一。另外，土塘村村委為王氏港建科技的社區代表，會定期參加有關當地的環境和安全問題的會議。本公司積極與社會各界合作，以改善環境和安全表現。

在教育領域，東莞工廠定期與東莞市電子商貿學校（「學校」）合作。工廠通過僱用學校的學生來支持其「實習計劃」。我們希望幫助學生豐富實用的工作知識，技能和經驗，為他們鋪建更好的職業發展道路。



羅兵咸永道

TO THE SHAREHOLDERS OF WONG'S KONG KING INTERNATIONAL (HOLDINGS) LIMITED

(incorporated in Bermuda with limited liability)

致WONG'S KONG KING INTERNATIONAL (HOLDINGS) LIMITED

(於百慕達註冊成立的有限公司)

OPINION

What we have audited

The consolidated financial statements of Wong's Kong King International (Holdings) Limited (the "Company") and its subsidiaries (the "Group") set out on pages 71 to 192, which comprise:

- the consolidated balance sheet as at 31 December 2018;
- the consolidated income statement for the year then ended;
- the consolidated statement of comprehensive income for the year then ended;
- the consolidated statement of changes in equity for the year then ended;
- the consolidated statement of cash flows for the year then ended; and
- the notes to the consolidated financial statements, which include a summary of significant accounting policies.

Our opinion

In our opinion, the consolidated financial statements give a true and fair view of the consolidated financial position of the Group as at 31 December 2018, and of its consolidated financial performance and its consolidated cash flows for the year then ended in accordance with Hong Kong Financial Reporting Standards ("HKFRSs") issued by the Hong Kong Institute of Certified Public Accountants ("HKICPA") and have been properly prepared in compliance with the disclosure requirements of the Hong Kong Companies Ordinance.

意見

我們已審計的內容

Wong's Kong King International (Holdings) Limited (以下簡稱「貴公司」) 及其附屬公司 (以下統稱「貴集團」) 列載於第71至192頁的合併財務報表，包括：

- 於二零一八年十二月三十一日的合併資產負債表；
- 截至該日止年度的合併利潤表；
- 截至該日止年度的合併綜合收益表；
- 截至該日止年度的合併權益變動表；
- 截至該日止年度的合併現金流量表；及
- 合併財務報表附註，包括主要會計政策概要。

我們的意見

我們認為，該等合併財務報表已根據香港會計師公會頒布的《香港財務報告準則》真實而中肯地反映了貴集團於二零一八年十二月三十一日的合併財務狀況及其截至該日止年度的合併財務表現及合併現金流量，並已遵照香港《公司條例》的披露規定妥為擬備。

BASIS FOR OPINION

We conducted our audit in accordance with Hong Kong Standards on Auditing (“HKSAAs”) issued by the HKICPA. Our responsibilities under those standards are further described in the Auditor’s Responsibilities for the Audit of the Consolidated Financial Statements section of our report.

We believe that the audit evidence we have obtained is sufficient and appropriate to provide a basis for our opinion.

Independence

We are independent of the Group in accordance with the HKICPA’s Code of Ethics for Professional Accountants (“the Code”), and we have fulfilled our other ethical responsibilities in accordance with the Code.

KEY AUDIT MATTERS

Key audit matters are those matters that, in our professional judgment, were of most significance in our audit of the consolidated financial statements of the current period. These matters were addressed in the context of our audit of the consolidated financial statements as a whole, and in forming our opinion thereon, and we do not provide a separate opinion on these matters.

意見的基礎

我們已根據香港會計師公會頒布的《香港審計準則》進行審計。我們在該等準則下承擔的責任已在本報告「核數師就審計合併財務報表承擔的責任」部分中作進一步闡述。

我們相信，我們所獲得的審計憑證能充足及適當地為我們的審計意見提供基礎。

獨立性

根據香港會計師公會頒布的《專業會計師道德守則》(以下簡稱「守則」)，我們獨立於貴集團，並已履行守則中的其他專業道德責任。

關鍵審計事項

關鍵審計事項是根據我們的專業判斷，認為對本期合併財務報表的審計最為重要的事項。這些事項是在我們審計整體合併財務報表及出具意見時進行處理的。我們不會對這些事項提供單獨的意見。

Key audit matter identified in our audit is summarised as follows: 我們在審計中識別的關鍵審計事項概述如下：

Key Audit Matter

關鍵審計事項

How our audit addressed the Key Audit Matter

我們的審計如何處理關鍵審計事項

Impairment of trade receivables

貿易應收賬款的減值

Refer to note 3.1(b)(ii) and note 25 to the consolidated financial statements.

參見合併財務報表附註3.1(b) (ii)及附註25。

At 31 December 2018, the Group had trade receivables amounting to HK\$1,509 million, which is net of loss allowance of HK\$22 million.

於二零一八年十二月三十一日，貴集團的貿易應收賬款達港幣1,509百萬元，其中包括港幣22百萬元虧損撥備。

Management applied the HKFRS 9 simplified approach to measure expected credit losses which uses a lifetime expected loss allowance for all trade receivables. In measuring the credit loss rates, management assesses whether there are any significant changes in payment profiles and risk of default, and takes into consideration the current and forward looking information, to adjust the expected losses rates.

管理層採用香港財務報告準則第9號允許的簡化方法，利用貿易應收賬款的全期預期信貸虧損計提預期信貸虧損。在估計預期信貸虧損時，管理層評估償付情況和違約風險是否有任何重大變化，並考慮現時和前瞻性資料，以調整預期信貸虧損率。

As the impairment of trade receivables involve significant management's judgement, we regard this as a key audit matter.

由於貿易應收賬款減值涉及重大管理層的判斷，我們視為關鍵審計事項。

Our procedures in assessing the management's assessment of impairment of trade receivables included:

我們對有關管理層評估貿易應收賬款減值虧損之審計程序包括：

- We assessed the appropriateness of the impairment methodology in determining the credit loss allowance;
我們在確定信貸虧損準備時評估了減值方法的適當性；
- We tested the historical data used in the credit loss model on a sample basis to relevant supporting evidence;
我們以抽樣方式測試了在信貸虧損模型中使用的歷史數據，以獲得相關支持證據；
- We tested aging of trade receivables used in the calculation of loss allowance, on a sample basis, to invoices and other relevant documents; and
我們透過檢查發票和其他相關文件，以抽樣方式測試了在計算虧損準備時使用的貿易應收賬款賬齡報告；及
- We assessed the reasonableness of the use of forward looking information in adjusting the credit loss rates by comparing to external market data or public available information.
我們通過與外部市場數據或公開信息進行比較，評估了使用前瞻性資料調整信貸虧損率的合理性。

Based on the procedures performed, we found that management's judgement used in the impairment assessment of trade receivables were supported by available evidence.

基於所執行的程序，我們發現管理層對貿易應收賬款減值評估所採用的判斷有可得的證據支持。

OTHER INFORMATION

The directors of the Company are responsible for the other information. The other information comprises the information included in the Corporate Information, Chairman's Statement, Five Years Financial Summary and Financial Highlights (but does not include the consolidated financial statements and our auditor's report thereon), which we obtained prior to the date of this auditor's report, and the Biographical Details of Directors and Senior Management, Report of the Directors, Corporate Governance Report and Environmental, Social and Governance Report, which are expected to be made available to us after that date.

Our opinion on the consolidated financial statements does not cover the other information and we do not and will not express any form of assurance conclusion thereon.

In connection with our audit of the consolidated financial statements, our responsibility is to read the other information identified above and, in doing so, consider whether the other information is materially inconsistent with the consolidated financial statements or our knowledge obtained in the audit, or otherwise appears to be materially misstated.

If, based on the work we have performed on the other information that we obtained prior to the date of this auditor's report, we conclude that there is a material misstatement of this other information, we are required to report that fact. We have nothing to report in this regard.

When we read the Biographical Details of Directors and Senior Management, Report of the Directors, Corporate Governance Report and Environmental, Social and Governance Report, if we conclude that there is a material misstatement therein, we are required to communicate the matter to the Audit Committee and take appropriate action considering our legal rights and obligations.

其他信息

貴公司董事須對其他信息負責。其他信息包括我們在本核數師報告日前取得的的公司資料、主席報告書、五年財務概要及財務摘要內的信息(但不包括綜合財務報表及我們的核數師報告),以及預期會在本核數師報告日後取得的董事及高層管理人員個人資料、董事會報告書、企業管治報告以及環境、社會及管治報告內的信息。

我們對合併財務報表的意見並不涵蓋其他信息,我們既不也將不對該等其他信息發表任何形式的鑒證結論。

結合我們對合併財務報表的審計,我們的責任是閱讀上述的其他信息,在此過程中,考慮其他信息是否與合併財務報表或我們在審計過程中所了解的情況存在重大抵觸或者似乎存在重大錯誤陳述的情況。

基於我們對在本核數師報告日前取得的其他信息所執行的工作,如果我們認為其他信息存在重大錯誤陳述,我們需要報告該事實。在這方面,我們沒有任何報告。

當我們閱讀董事及高層管理人員個人資料、董事會報告書、企業管治報告以及環境、社會及管治報告後,如果我們認為其中存在重大錯誤陳述,我們需要將有關事項與審核委員會溝通,並考慮我們的法律權利和義務後採取適當行動。

RESPONSIBILITIES OF DIRECTORS AND THE AUDIT COMMITTEE FOR THE CONSOLIDATED FINANCIAL STATEMENTS

The directors of the Company are responsible for the preparation of the consolidated financial statements that give a true and fair view in accordance with HKFRSs issued by the HKICPA and the disclosure requirements of the Hong Kong Companies Ordinance, and for such internal control as the directors determine is necessary to enable the preparation of consolidated financial statements that are free from material misstatement, whether due to fraud or error.

In preparing the consolidated financial statements, the directors are responsible for assessing the Group's ability to continue as a going concern, disclosing, as applicable, matters related to going concern and using the going concern basis of accounting unless the directors either intend to liquidate the Group or to cease operations, or have no realistic alternative but to do so.

The Audit Committee is responsible for overseeing the Group's financial reporting process.

AUDITOR'S RESPONSIBILITIES FOR THE AUDIT OF THE CONSOLIDATED FINANCIAL STATEMENTS

Our objectives are to obtain reasonable assurance about whether the consolidated financial statements as a whole are free from material misstatement, whether due to fraud or error, and to issue an auditor's report that includes our opinion. We report our opinion solely to you, as a body, in accordance with Section 90 of the Companies Act 1981 of Bermuda and for no other purpose. We do not assume responsibility towards or accept liability to any other person for the contents of this report. Reasonable assurance is a high level of assurance, but is not a guarantee that an audit conducted in accordance with HKSAAs will always detect a material misstatement when it exists. Misstatements can arise from fraud or error and are considered material if, individually or in the aggregate, they could reasonably be expected to influence the economic decisions of users taken on the basis of these consolidated financial statements.

董事及審核委員會就合併財務報表須承擔的責任

貴公司董事須負責根據香港會計師公會頒布的《香港財務報告準則》及香港《公司條例》擬備真實而中肯的合併財務報表，並對其認為為使合併財務報表的擬備不存在由於欺詐或錯誤而導致的重大錯誤陳述所需的內部控制負責。

在擬備合併財務報表時，董事負責評估 貴集團持續經營的能力，並在適用情況下披露與持續經營有關的事項，以及使用持續經營為會計基礎，除非董事有意將 貴集團清盤或停止經營，或別無其他實際的替代方案。

審核委員會須負責監督 貴集團的財務報告過程。

核數師就審計合併財務報表承擔的責任

我們的目標，是對合併財務報表整體是否存在由於欺詐或錯誤而導致的重大錯誤陳述取得合理保證，並出具包括我們意見的核數師報告。我們僅按照百慕達一九八一年《公司法》第90條向 閣下（作為整體）報告我們的意見，除此之外本報告別無其他目的。我們不會就本報告的內容向任何其他人士負上或承擔任何責任。合理保證是高水平的保證，但不能保證按照《香港審計準則》進行的審計，在某一重大錯誤陳述存在時總能發現。錯誤陳述可以由欺詐或錯誤引起，如果合理預期它們單獨或滙總起來可能影響合併財務報表使用者依賴合併財務報表所作出的經濟決定，則有關的錯誤陳述可被視作重大。

As part of an audit in accordance with HKSA's, we exercise professional judgment and maintain professional scepticism throughout the audit. We also:

- Identify and assess the risks of material misstatement of the consolidated financial statements, whether due to fraud or error, design and perform audit procedures responsive to those risks, and obtain audit evidence that is sufficient and appropriate to provide a basis for our opinion. The risk of not detecting a material misstatement resulting from fraud is higher than for one resulting from error, as fraud may involve collusion, forgery, intentional omissions, misrepresentations, or the override of internal control.
- Obtain an understanding of internal control relevant to the audit in order to design audit procedures that are appropriate in the circumstances, but not for the purpose of expressing an opinion on the effectiveness of the Group's internal control.
- Evaluate the appropriateness of accounting policies used and the reasonableness of accounting estimates and related disclosures made by the directors.
- Conclude on the appropriateness of the directors' use of the going concern basis of accounting and, based on the audit evidence obtained, whether a material uncertainty exists related to events or conditions that may cast significant doubt on the Group's ability to continue as a going concern. If we conclude that a material uncertainty exists, we are required to draw attention in our auditor's report to the related disclosures in the consolidated financial statements or, if such disclosures are inadequate, to modify our opinion. Our conclusions are based on the audit evidence obtained up to the date of our auditor's report. However, future events or conditions may cause the Group to cease to continue as a going concern.
- Evaluate the overall presentation, structure and content of the consolidated financial statements, including the disclosures, and whether the consolidated financial statements represent the underlying transactions and events in a manner that achieves fair presentation.

在根據《香港審計準則》進行審計的過程中，我們運用了專業判斷，保持了專業懷疑態度。我們亦：

- 識別和評估由於欺詐或錯誤而導致合併財務報表存在重大錯誤陳述的風險，設計及執行審計程序以應對這些風險，以及獲取充足和適當的審計憑證，作為我們意見的基礎。由於欺詐可能涉及串謀、偽造、蓄意遺漏、虛假陳述，或凌駕於內部控制之上，因此未能發現因欺詐而導致的重大錯誤陳述的風險高於未能發現因錯誤而導致的重大錯誤陳述的風險。
- 了解與審計相關的內部控制，以設計適當的審計程序，但目的並非對貴集團內部控制的有效性發表意見。
- 評價董事所採用會計政策的恰當性及作出會計估計和相關披露的合理性。
- 對董事採用持續經營會計基礎的恰當性作出結論。根據所獲取的審計憑證，確定是否存在與事項或情況有關的重大不確定性，從而可能導致對貴集團的持續經營能力產生重大疑慮。如果我們認為存在重大不確定性，則有必要在核數師報告中提請使用者注意合併財務報表中的相關披露。假若有關的披露不足，則我們應當發表非無保留意見。我們的結論是基於核數師報告日止所取得的審計憑證。然而，未來事項或情況可能導致貴集團不能持續經營。
- 評價合併財務報表的整體列報方式、結構和內容，包括披露，以及合併財務報表是否中肯反映交易和事項。

- Obtain sufficient appropriate audit evidence regarding the financial information of the entities or business activities within the Group to express an opinion on the consolidated financial statements. We are responsible for the direction, supervision and performance of the group audit. We remain solely responsible for our audit opinion.

We communicate with the Audit Committee regarding, among other matters, the planned scope and timing of the audit and significant audit findings, including any significant deficiencies in internal control that we identify during our audit.

We also provide the Audit Committee with a statement that we have complied with relevant ethical requirements regarding independence, and to communicate with them all relationships and other matters that may reasonably be thought to bear on our independence, and where applicable, related safeguards.

From the matters communicated with the Audit Committee, we determine those matters that were of most significance in the audit of the consolidated financial statements of the current period and are therefore the key audit matters. We describe these matters in our auditor's report unless law or regulation precludes public disclosure about the matter or when, in extremely rare circumstances, we determine that a matter should not be communicated in our report because the adverse consequences of doing so would reasonably be expected to outweigh the public interest benefits of such communication.

The engagement partner on the audit resulting in this independent auditor's report is Ho Chiu Ping, Dennis.

PricewaterhouseCoopers
Certified Public Accountants

Hong Kong, 14 March 2019

- 就 貴集團內實體或業務活動的財務信息獲取充足、適當的審計憑證，以便對合併財務報表發表意見。我們負責 貴集團審計的方向、監督和執行。我們為審計意見承擔全部責任。

除其他事項外，我們與審核委員會溝通了計劃的審計範圍、時間安排、重大審計發現等，包括我們在審計中識別出內部控制的任何重大缺陷。

我們還向審核委員會提交聲明，說明我們已符合有關獨立性的相關專業道德要求，並與他們溝通有可能合理地被認為會影響我們獨立性的所有關係和其他事項，以及在適用的情況下，相關的防範措施。

從與審核委員會溝通的事項中，我們確定哪些事項對本期合併財務報表的審計最為重要，因而構成關鍵審計事項。我們在核數師報告中描述這些事項，除非法律法規不允許公開披露這些事項，或在極端罕見的情況下，如果合理預期在我們報告中溝通某事項造成的負面後果超過產生的公眾利益，我們決定不應在報告中溝通該事項。

出具本獨立核數師報告的審計項目合夥人是何超平。

羅兵咸永道會計師事務所
執業會計師

香港，二零一九年三月十四日

CONSOLIDATED INCOME STATEMENT
For the year ended 31 December 2018

合併利潤表
截至二零一八年十二月三十一日止年度

| | Note 附註 | 2018 二零一八年 HK\$'000 港幣千元 | 2017 二零一七年 HK\$'000 港幣千元 |
|--|------------|-----------------------------------|-----------------------------------|
| Revenue 收益 | 5 | 5,296,411 | 4,928,306 |
| Other gains 其他收益 | 7 | 9,973 | 7,071 |
| Raw materials and consumables used 原材料及已動用消耗品 | | (2,946,791) | (2,548,438) |
| Purchases of finished goods 購買製成品 | | (1,302,736) | (1,302,853) |
| Changes in inventories of finished goods and work in progress 製成品及在製品存貨之變動 | | 101,095 | 43,942 |
| Employee benefit expenses 僱員福利開支 | 9 | (675,328) | (653,117) |
| Depreciation and amortisation 折舊及攤銷 | | (54,195) | (50,043) |
| Net impairment loss on financial assets 金融資產之減值虧損淨額 | | (588) | (5,063) |
| Other expenses 其他開支 | | (291,607) | (260,253) |
| Operating profit 經營溢利 | 8 | 136,234 | 159,552 |
| Finance income 融資收入 | | 3,377 | 3,390 |
| Finance costs 融資成本 | | (20,253) | (10,928) |
| Finance costs, net 融資成本，淨額 | 11 | (16,876) | (7,538) |
| Share of profit of a joint venture 所佔一間合營公司之溢利 | | 1,627 | 711 |
| Write-back of impairment of amount due from a joint venture 應收一間合營公司款項減值之撥回 | | - | 305 |
| | | 1,627 | 1,016 |
| Profit before income tax 除所得稅前溢利 | | 120,985 | 153,030 |
| Income tax expense 所得稅支出 | 12 | (32,820) | (39,182) |
| Profit for the year 本年度溢利 | | 88,165 | 113,848 |
| Attributable to: 應屬： | | | |
| Owners of the Company 本公司權益持有者 | | 82,106 | 111,471 |
| Non-controlling interests 非控制性權益 | | 6,059 | 2,377 |
| | | 88,165 | 113,848 |
| Earnings per share for profit attributable to the owners of the Company during the year | | | |
| 本年度本公司權益持有者應佔溢利之每股盈利 (expressed in HK cents per share) (以每股港仙呈列) | | | |
| - basic 基本 | 13(a) | 11.23 | 14.85 |
| - diluted 攤薄 | 13(b) | 11.23 | 14.85 |

The above consolidated income statement should be read in conjunction with the accompanying notes. 以上之合併利潤表應連同附註一併閱讀。

| | 2018 二零一八年 HK\$'000 港幣千元 | 2017 二零一七年 HK\$'000 港幣千元 |
|--|-----------------------------------|-----------------------------------|
| Profit for the year 本年度溢利 | 88,165 | 113,848 |
| Other comprehensive (loss)/income: 其他綜合(虧損)/收益： | | |
| <i>Items that will not be reclassified subsequently to profit or loss</i> <u>其後不會重新分類至損益之項目</u> | | |
| Fair value gains on equity investments at fair value through other comprehensive income, net of tax 按公平值入賬及列入其他綜合收益之股本投資之 公平值收益，除稅淨額 | 9,334 | - |
| Remeasurements of post-employment benefit obligations, net of tax 重新計量退休福利承擔，除稅淨額 | 665 | (706) |
| <i>Items that may be reclassified to profit or loss</i> <u>可能重新分類至損益之項目</u> | | |
| Currency translation differences 貨幣匯兌差額 | (24,562) | 41,694 |
| Fair value losses on available-for-sale financial assets, net of tax 可供出售金融資產之公平值虧損，除稅淨額 | - | (841) |
| Total comprehensive income for the year 本年度綜合收益總額 | 73,602 | 153,995 |
| Attributable to: 應屬： | | |
| Owners of the Company 本公司權益持有者 | 71,532 | 145,206 |
| Non-controlling interests 非控制性權益 | 2,070 | 8,789 |
| | 73,602 | 153,995 |

The above consolidated statement of comprehensive income should be read in conjunction with the accompanying notes.

以上之合併綜合收益表應連同附註一併閱讀。

CONSOLIDATED BALANCE SHEET
At 31 December 2018

合併資產負債表
於二零一八年十二月三十一日

| | | 2018 二零一八年 | 2017 二零一七年 |
|---|------------|------------------|------------------|
| | Note 附註 | HK\$'000 港幣千元 | HK\$'000 港幣千元 |
| ASSETS 資產 | | | |
| Non-current assets 非流動資產 | | | |
| Land use rights 土地使用權 | 15 | 12,223 | 12,584 |
| Property, plant and equipment 物業、廠房及設備 | 16 | 488,550 | 519,077 |
| Deposits and prepayments 按金及預付款項 | | 7,969 | 7,557 |
| Intangible assets 無形資產 | 17 | 566 | 3,185 |
| Interests in joint ventures 合營公司之權益 | 18 | 2,343 | 1,405 |
| Deferred tax assets 遞延稅項資產 | 20 | 7,361 | 4,424 |
| Available-for-sale financial assets 可供出售金融資產 | 22 | – | 43,881 |
| Financial assets at fair value through other comprehensive income 按公平值入賬及列入其他綜合收益之金融資產 | 23 | 57,597 | – |
| Financial assets at fair value through profit or loss 按公平值入賬及列入損益之金融資產 | 23 | 3,632 | – |
| Club membership and debentures 會籍及債券 | | 14,422 | 14,422 |
| Total non-current assets 非流動資產總額 | | 594,663 | 606,535 |
| Current assets 流動資產 | | | |
| Inventories 存貨 | 24 | 972,182 | 811,652 |
| Trade and other receivables 貿易及其他應收賬款 | 25 | 1,538,210 | 1,402,954 |
| Contract assets 合約資產 | | 25,334 | – |
| Deposits and prepayments 按金及預付款項 | | 83,144 | 72,877 |
| Tax recoverable 可收回稅項 | | 2,420 | 1,397 |
| Derivative financial instruments 衍生金融工具 | 26 | 5 | – |
| Short-term time deposits 短期定期存款 | 27 | 71,027 | 78,489 |
| Cash and cash equivalents 現金及現金等值項目 | 27 | 248,923 | 536,568 |
| Total current assets 流動資產總額 | | 2,941,245 | 2,903,937 |
| Total assets 資產總額 | | 3,535,908 | 3,510,472 |
| LIABILITIES 負債 | | | |
| Non-current liabilities 非流動負債 | | | |
| Obligations under finance leases – due after one year 融資租賃承擔 – 於一年後到期 | 32 | 49 | 78 |
| Provision for assets retirement obligations 資產約滿退回承擔撥備 | | 1,710 | 1,710 |
| Deferred tax liabilities 遞延稅項負債 | 20 | – | 416 |
| Retirement benefit obligations 退休福利承擔 | 33 | 7,612 | 8,797 |
| Total non-current liabilities 非流動負債總額 | | 9,371 | 11,001 |

The above consolidated balance sheet should be read in conjunction with the accompanying notes. 以上之合併資產負債表應連同附註一併閱讀。

CONSOLIDATED BALANCE SHEET (CONTINUED)

At 31 December 2018

合併資產負債表(續)

於二零一八年十二月三十一日

| | Note | 2018 二零一八年 HK\$'000 港幣千元 | 2017 二零一七年 HK\$'000 港幣千元 |
|---|------|-----------------------------------|-----------------------------------|
| | 附註 | | |
| Current liabilities 流動負債 | | | |
| Trade, bills and other payables 貿易應付賬款、應付票據及其他應付賬款 | 34 | 882,224 | 1,085,855 |
| Contract liabilities 合約負債 | | 75,017 | – |
| Current income tax liabilities 即期所得稅負債 | | 20,789 | 22,443 |
| Bank borrowings – due within one year 銀行借貸 – 於一年內到期 | 31 | 876,307 | 711,078 |
| Obligations under finance leases – due within one year 融資租賃承擔 – 於一年內到期 | 32 | 35 | 34 |
| Derivative financial instruments 衍生金融工具 | 26 | – | 667 |
| Total current liabilities 流動負債總額 | | 1,854,372 | 1,820,077 |
| Total liabilities 負債總額 | | 1,863,743 | 1,831,078 |
| EQUITY 股權 | | | |
| Capital and reserves attributable to owners of the Company | | | |
| 本公司權益持有者應佔股本及儲備 | | | |
| Share capital 股本 | 28 | 72,945 | 73,771 |
| Reserves 儲備 | | 1,529,332 | 1,513,353 |
| | | 1,602,277 | 1,587,124 |
| Non-controlling interests 非控制性權益 | | 69,888 | 92,270 |
| Total equity 股權總額 | | 1,672,165 | 1,679,394 |
| Total equity and liabilities 股權及負債總額 | | 3,535,908 | 3,510,472 |

The consolidated financial statements on page 71 to 192 were approved by the Board of Directors on 14 March 2019 and were signed on its behalf.

第71頁至第192頁之合併財務報表已於二零一九年三月十四日經董事會批准並由以下董事代表簽署。

Senta Wong
Director

王忠桐
董事

Byron Shu-Chan Ho
Director

何樹燦
董事

The above consolidated balance sheet should be read in conjunction with the accompanying notes.

以上之合併資產負債表應連同附註一併閱讀。

CONSOLIDATED STATEMENT OF CHANGES IN EQUITY

For the year ended 31 December 2018

合併權益變動表

截至二零一八年十二月三十一日止年度

| | Attributable to owners of the Company 本公司權益持有者應佔 | | | Non- controlling interests 非控制性 權益 | Total 總額 HK\$'000 港幣千元 |
|---|---|--|--|--|---------------------------------|
| | Share capital (Note 28) 股本 (附註28) HK\$'000 港幣千元 | Other reserves (Note 30) 其他儲備 (附註30) HK\$'000 港幣千元 | Retained earnings (Note) 保留盈利 (附註) HK\$'000 港幣千元 | HK\$'000 港幣千元 | |
| Balance at 1 January 2017 於二零一七年一月一日之結餘 | 75,224 | 104,593 | 1,313,318 | 91,281 | 1,584,416 |
| Comprehensive income 綜合收益 | | | | | |
| Profit for the year 本年度溢利 | - | - | 111,471 | 2,377 | 113,848 |
| Other comprehensive (loss)/income 其他綜合(虧損)/收益 | | | | | |
| Remeasurements of post-employment benefit obligations, net of tax 重新計量退休福利承擔，除稅淨額 | - | - | (440) | (266) | (706) |
| Currency translation differences 貨幣匯兌差額 | - | 34,742 | - | 6,952 | 41,694 |
| Fair value losses on available-for-sale financial assets, net of tax 可供出售金融資產之公平值虧損，除稅淨額 | - | (567) | - | (274) | (841) |
| Total other comprehensive income 其他綜合收益總額 | - | 34,175 | (440) | 6,412 | 40,147 |
| Total comprehensive income 綜合收益總額 | - | 34,175 | 111,031 | 8,789 | 153,995 |
| Transactions with owners 與權益持有者之交易 | | | | | |
| Repurchase of shares 購回股份 | (1,453) | (15,811) | - | - | (17,264) |
| Transaction with non-controlling interests 與非控制性權益之交易 | - | - | (103) | 103 | - |
| Dividends paid to non-controlling interests 支付予非控制性權益之股息 | - | - | - | (7,903) | (7,903) |
| 2016 final dividend 二零一六年末期股息 | - | - | (26,328) | - | (26,328) |
| 2017 interim dividend 二零一七年中期股息 | - | - | (7,522) | - | (7,522) |
| Balance at 31 December 2017 於二零一七年十二月三十一日之結餘 | 73,771 | 122,957 | 1,390,396 | 92,270 | 1,679,394 |
| Balance at 31 December 2017, as originally presented 於二零一七年十二月三十一日之結餘，按原先呈列 | 73,771 | 122,957 | 1,390,396 | 92,270 | 1,679,394 |
| Change in accounting policies (Note 2.2) 會計政策之變動(附註2.2) | - | 8,172 | 834 | 19 | 9,025 |
| Balance as at 1 January 2018, as restated 於二零一八年一月一日之結餘，經重列 | 73,771 | 131,129 | 1,391,230 | 92,289 | 1,688,419 |
| Comprehensive income 綜合收益 | | | | | |
| Profit for the year 本年度溢利 | - | - | 82,106 | 6,059 | 88,165 |
| Other comprehensive (loss)/income 其他綜合(虧損)/收益 | | | | | |
| Remeasurements of post-employment benefit obligations, net of tax 重新計量退休福利承擔，除稅淨額 | - | - | 450 | 215 | 665 |
| Currency translation differences 貨幣匯兌差額 | - | (21,551) | - | (3,011) | (24,562) |
| Fair value gains on equity investments at fair value through other comprehensive income, net of tax 按公平值入賬及列入其他綜合收益之股本投資之公平值收益， 除稅淨額 | - | 10,527 | - | (1,193) | 9,334 |
| Total other comprehensive loss 其他綜合虧損總額 | - | (11,024) | 450 | (3,989) | (14,563) |
| Total comprehensive income 綜合收益總額 | - | (11,024) | 82,556 | 2,070 | 73,602 |
| Transactions with owners 與權益持有者之交易 | | | | | |
| Repurchase of shares 購回股份 | (826) | (9,340) | - | - | (10,166) |
| Dividends paid to non-controlling interests 支付予非控制性權益之股息 | - | - | - | (1,672) | (1,672) |
| 2017 final dividend 二零一七年末期股息 | - | - | (43,767) | - | (43,767) |
| 2018 interim dividend 二零一八年中期股息 | - | - | (10,942) | - | (10,942) |
| Acquisition of additional interest in subsidiaries 收購附屬公司之額外權益 | - | (510) | - | (22,799) | (23,309) |
| Transfer from retained earnings to special reserve 自保留盈利轉撥至特別儲備 | - | 2,030 | (2,030) | - | - |
| Balance at 31 December 2018 於二零一八年十二月三十一日之結餘 | 72,945 | 112,285 | 1,417,047 | 69,888 | 1,672,165 |

CONSOLIDATED STATEMENT OF CHANGES IN EQUITY (CONTINUED)

For the year ended 31 December 2018

合併權益變動表(續)

截至二零一八年十二月三十一日止年度

Note:

As at 31 December 2018, included in retained earnings are statutory reserves of HK\$92,747,000 (2017: HK\$88,487,000). These statutory reserves are non-distributable and the transfers of these funds are determined by the Board of Directors of the relevant subsidiaries in accordance with the laws and regulations in the People's Republic of China (the "PRC") and Taiwan.

附註：

於二零一八年十二月三十一日，保留盈利包括法定儲備港幣92,747,000元(二零一七年：港幣88,487,000元)。該等法定儲備不可供分派，而轉撥該等基金之款額乃根據中華人民共和國(「中國」)及台灣之法律及法規由相關附屬公司之董事會釐定。

The above consolidated statement of changes in equity should be read in conjunction with the accompanying notes.

以上之合併權益變動表應連同附註一併閱讀。

CONSOLIDATED STATEMENT OF CASH FLOWS
For the year ended 31 December 2018

合併現金流量表
截至二零一八年十二月三十一日止年度

| | | 2018 二零一八年 | 2017 二零一七年 |
|--|------------|------------------|------------------|
| | Note 附註 | HK\$'000 港幣千元 | HK\$'000 港幣千元 |
| Cash flows from operating activities 經營業務之現金流量 | | | |
| Cash (used in)/generated from operations 經營業務(所用)／所得現金 | 35(a) | (285,684) | 86,783 |
| Income tax paid 已付所得稅 | | (37,947) | (33,552) |
| Withholding tax on dividend paid by subsidiaries 就附屬公司已派付股息之扣繳稅項 | | (622) | (2,300) |
| <hr/> | | | |
| Net cash (used in)/from operating activities 經營業務(所用)／所得現金淨額 | | (324,253) | 50,931 |
| <hr style="border-top: 1px dashed black;"/> | | | |
| Cash flows from investing activities 投資活動之現金流量 | | | |
| Interest received 已收利息 | | 3,377 | 3,390 |
| Dividend income from available-for-sale financial assets 可供出售金融資產之股息收入 | | - | 931 |
| Dividend income from financial assets at fair value through other comprehensive income 按公平值入賬及列入其他綜合收益之金融資產之股息收入 | | 1,059 | - |
| Purchase of property, plant and equipment 購置物業、廠房及設備 | | (26,353) | (26,980) |
| Proceeds from disposal of property, plant and equipment 出售物業、廠房及設備所得款項 | 35(b) | 759 | 1,627 |
| Increase in prepayments for acquisition of property, plant and equipment 購置物業、廠房及設備之預付款項增加 | | (563) | (1,268) |
| Decrease in short-term time deposits 短期定期存款減少 | | 7,462 | 243 |
| Decrease/(increase) in long-term deposits 長期按金減少／(增加) | | 170 | (1,686) |
| Repayment from joint venture 合營公司還款 | | 689 | - |
| Acquisition of additional interests in subsidiaries 收購附屬公司之額外權益 | | (23,309) | - |
| <hr/> | | | |
| Net cash used in investing activities 投資活動所用現金淨額 | | (36,709) | (23,743) |
| <hr style="border-top: 1px dashed black;"/> | | | |

CONSOLIDATED STATEMENT OF CASH FLOWS (CONTINUED)
For the year ended 31 December 2018

合併現金流量表(續)
截至二零一八年十二月三十一日止年度

| | Note 附註 | 2018 二零一八年 HK\$'000 港幣千元 | 2017 二零一七年 HK\$'000 港幣千元 |
|--|------------|-----------------------------------|-----------------------------------|
| Cash flows from financing activities 融資活動之現金流量 | | | |
| Dividends paid 已付股息 | | (54,709) | (33,850) |
| Interest paid 已付利息 | | (20,253) | (10,928) |
| Dividends paid to non-controlling interests 支付予非控制性權益之股息 | | (1,672) | (7,903) |
| Proceeds from new bank borrowings 新增銀行借貸所得款項 | | 4,379,643 | 3,546,408 |
| Repayment of bank borrowings 償還銀行借貸 | | (4,214,414) | (3,207,505) |
| Decrease in obligations under finance leases 融資租賃承擔減少 | | (28) | (27) |
| Repurchase of shares 購回股份 | | (10,166) | (17,264) |
| Net cash from financing activities 融資活動所得現金淨額 | | 78,401 | 268,931 |
| <hr/> | | | |
| Net (decrease)/increase in cash and cash equivalents 現金及現金等值項目(減少)/增加淨額 | | (282,561) | 296,119 |
| Cash and cash equivalents at beginning of the year 於年初之現金及現金等值項目 | | 536,568 | 229,238 |
| Effect of foreign exchange rate changes 匯率變動之影響 | | (5,084) | 11,211 |
| Cash and cash equivalents at end of the year 於年末之現金及現金等值項目 | | 248,923 | 536,568 |
| <hr/> | | | |
| Analysis of cash and cash equivalents: 現金及現金等值項目分析: | | | |
| Bank balances and cash 銀行結餘及現金 | 27 | 248,923 | 536,568 |
| | | 248,923 | 536,568 |

The above consolidated statement of cash flows should be read in conjunction with the accompanying notes.

以上之合併現金流量表應連同附註一併閱讀。

1 GENERAL INFORMATION

Wong's Kong King International (Holdings) Limited (the "Company") and its subsidiaries (together, the "Group") are principally engaged in the trading and distribution of chemicals, materials and equipment used in the manufacture of printed circuit boards and electronic products and the manufacture of electrical and electronic products for original equipment manufacturer ("OEM") customers.

The Company is incorporated in Bermuda as an exempted company with limited liability and its shares are listed on The Stock Exchange of Hong Kong Limited ("Hong Kong Stock Exchange"). The address of its registered office is Clarendon House, 2 Church Street, Hamilton HM11 Bermuda and its principal place of business is 17/F, Octa Tower, No.8 Lam Chak Street, Kowloon Bay, Hong Kong.

These consolidated financial statements are presented in Hong Kong dollars, unless otherwise stated.

2 SUMMARY OF SIGNIFICANT ACCOUNTING POLICIES

The principal accounting policies applied in the preparation of these consolidated financial statements are set out below. These policies have been consistently applied to all the years presented, unless otherwise stated.

2.1 Basis of preparation

The consolidated financial statements have been prepared in accordance with all applicable Hong Kong Financial Reporting Standards ("HKFRS") and the disclosure requirements of the Hong Kong Companies Ordinance Cap. 622. The consolidated financial statements have been prepared under the historical cost convention, except for certain financial assets and financial liabilities (including derivative financial instruments), which are measured at fair value.

1 一般資料

Wong's Kong King International (Holdings) Limited (「本公司」) 及其附屬公司 (統稱「本集團」) 主要從事製造印刷電路板及電子產品所使用之化學品、物料及設備之貿易及經銷, 以及為原產品客戶製造 (「原產品客戶製造」) 電器及電子產品。

本公司於百慕達註冊成立為一間受豁免之有限公司, 其股份在香港聯合交易所有限公司 (「香港聯交所」) 上市。其註冊辦事處地點為Clarendon House, 2 Church Street, Hamilton HM11 Bermuda, 而其主要營業地點為香港九龍灣臨澤街8號傲騰廣場17樓。

除另有列明外, 此等合併財務報表以港幣呈列。

2 主要會計政策概要

編製此等合併財務報表時採納之主要會計政策如下。除另有列明外, 所呈列之年度內已貫徹應用該等政策。

2.1 編製基礎

合併財務報表乃根據所有適用之香港財務報告準則 (「香港財務報告準則」) 及香港公司條例 (第622章) 之披露規定編製。合併財務報表按歷史成本常規編製, 惟若干金融資產與金融負債 (包括衍生金融工具) 按公平值計量。

2 SUMMARY OF SIGNIFICANT ACCOUNTING POLICIES (CONTINUED)

2.1 Basis of preparation (Continued)

The preparation of the consolidated financial statements in conformity with HKFRS requires the use of certain critical accounting estimates. It also requires management to exercise its judgement in the process of applying the Group's accounting policies. The areas involving a higher degree of judgement or complexity, or areas where assumptions and estimates are significant to the consolidated financial statements, are disclosed in Note 4.

(a) *New and amended standards, improvement and interpretation adopted by the Group*

The Group has applied the following new and amended standards, improvements and interpretation for the first time for their annual reporting period commencing 1 January 2018:

- Financial Instruments – HKFRS 9
- Revenue from Contracts with Customers – HKFRS 15
- Classification and Measurement of Share-based Payment Transactions – HKFRS 2 (Amendments)
- Clarifications to HKFRS 15 – HKFRS 15 (Amendments)
- Annual Improvements Project HKFRS 1 and HKAS 28 – amendments to Annual Improvements 2014-2016 Cycle
- Foreign Currency Transactions and Advance Consideration – HK (IFRIC)-Int 22

The impact of the adoption of HKFRS 9 and HKFRS 15 and the new accounting policies are disclosed in Note 2.2 below. The adoption of other amended standards and interpretation did not have any impact on the Group's accounting policies and did not require retrospective adjustments.

2 主要會計政策概要(續)

2.1 編製基礎(續)

編製與香港財務報告準則一致之合併財務報表須運用若干關鍵會計估計，管理層亦須於應用本集團之會計政策時作出判斷。涉及較深刻判斷或較為複雜之範疇，或涉及對合併財務報表甚為重要之假設和估計之範疇，在附註4中披露。

(a) 本集團採納之新訂及經修改準則、改進及詮釋

本集團已於二零一八年一月一日開始之年度報告期首次應用以下新訂及經修改準則、改進及詮釋：

- 金融工具－香港財務報告準則第9號
- 來自客戶合約之收益－香港財務報告準則第15號
- 以股份為基礎之付款交易之分類及計量－香港財務報告準則第2號(修改)
- 香港財務報告準則第15號之澄清－香港財務報告準則第15號(修改)
- 年度改進項目香港財務報告準則第1號及香港會計準則第28號－二零一四年至二零一六年週期之年度改進之修改
- 外幣交易及預收付代價－香港(國際財務報告解釋委員會)－詮釋第22號

採納香港財務報告準則第9號及香港財務報告準則第15號及新會計政策之影響於下文附註2.2披露。採納其他經修改之準則及詮釋對本集團之會計政策並無任何影響，且毋須作出追溯調整。

2 SUMMARY OF SIGNIFICANT ACCOUNTING POLICIES (CONTINUED)

2.1 Basis of preparation (Continued)

- (b) *New standards and interpretations not yet adopted*
Certain new accounting standards, amendments and interpretations have been published that are not mandatory for 31 December 2018 reporting periods and have not been early adopted by the Group.

| | | Effective for annual periods beginning on or after 由以下日期或之後開始之 年度期間生效 |
|--|--|--|
| Amendments to Annual Improvements project 年度改進項目之修改 | Annual Improvements 2015-2017 Cycle 二零一五年至二零一七年週期之年度改進 | 1 January 2019 二零一九年一月一日 |
| Amendments to HKAS 19 香港會計準則第19號之修改 | Plan Amendment, Curtailment or Settlement 計劃修改、縮減或結算 | 1 January 2019 二零一九年一月一日 |
| Amendments to HKAS 28 香港會計準則第28號之修改 | Long-term Interest in Associates and Joint Ventures 於聯營公司及合營公司之長期權益 | 1 January 2019 二零一九年一月一日 |
| Amendments to HKFRS 9 香港財務報告準則第9號之修改 | Prepayment features with negative compensation 具有反向補償之提前還款特徵 | 1 January 2019 二零一九年一月一日 |
| HKFRS 16 香港財務報告準則第16號 | Leases 租賃 | 1 January 2019 二零一九年一月一日 |
| HKFRS 17 香港財務報告準則第17號 | Insurance Contracts 保險合約 | 1 January 2021 二零二一年一月一日 |
| HK (IFRIC)-Int 23 香港(國際財務報告解釋委員會) 一 詮釋第23號 | Uncertainty over Income Tax Treatments 所得稅處理之不確定性 | 1 January 2019 二零一九年一月一日 |
| Conceptual Framework for Financial Reporting 2018 二零一八年財務報告概念框架 | Revised Conceptual Framework for Financial Reporting 經修訂之財務報告概念框架 | 1 January 2020 二零二零年一月一日 |
| Amendments to HKFRS 10 and HKAS 28 香港財務報告準則第10號及 香港會計準則第28號之修改 | Sales or Contribution of Assets between an Investor and its Associate or Joint Venture 投資者與其聯營公司或合營公司 之間的資產出售或注入 | To be determined 有待釐定 |

The Group's assessment of the impact of these new standards, amendments and interpretations is set out below.

本集團對此等新訂準則、修改及詮釋之影響作出之評估載列於下文。

2 主要會計政策概要(續)

2.1 編製基礎(續)

- (b) *尚未採納之新訂準則及詮釋*
若干新訂會計準則、修改及詮釋已經頒佈，但並非於二零一八年十二月三十一日之報告期強制執行，亦未獲本集團提早採納。

2 SUMMARY OF SIGNIFICANT ACCOUNTING POLICIES (CONTINUED)

2.1 Basis of preparation (Continued)

(b) *New standards and interpretations not yet adopted (Continued)*

(i) *HKFRS 16 Leases*

Nature of change

HKFRS 16 was issued in January 2016. It will result in almost all leases being recognised on the balance sheet, as the distinction between operating and finance leases is removed. Under the new standard, an asset (the right to use the leased item) and a financial liability to pay rentals are recognised. The only exceptions are short-term and low-value leases.

The accounting for lessors will not significantly change.

Impact

The standard will affect primarily the accounting for the Group's operating leases. As at 31 December 2018, the Group has non-cancellable operating lease commitments of HK\$57,767,000. Upon adoption of HKFRS 16 on 1 January 2019, approximately HK\$56,056,000 operating lease commitments will be recognised in the consolidated balance sheet as right-of-use assets and lease liabilities. The lease liabilities would subsequently be measured at amortised cost and the right-of-use assets will be amortised on a straight-line basis during the lease term.

2 主要會計政策概要 (續)

2.1 編製基礎 (續)

(b) *尚未採納之新訂準則及詮釋 (續)*

(i) *香港財務報告準則第16號「租賃」*

變動之性質

香港財務報告準則第16號於二零一六年一月頒佈。由於經營及融資租賃之區分被剔除，故其將導致絕大部份租賃於資產負債表內確認。根據該項新訂準則，資產(使用租賃項目之權利)及支付租金之金融負債均予以確認。唯一例外是短期及低價值之租賃。

出租人之會計處理將不會出現重大改變。

影響

該項準則將主要影響本集團對經營租賃之會計處理。於二零一八年十二月三十一日，本集團之不可撤銷經營租賃承擔為港幣57,767,000元。於二零一九年一月一日採納香港財務報告準則第16號後，約港幣56,056,000元之經營租賃承擔將於合併資產負債表內確認為使用權資產及租賃負債。該等租賃負債其後會按攤銷成本計量，而使用權資產將以直線法於租賃期內攤銷。

2 SUMMARY OF SIGNIFICANT ACCOUNTING POLICIES (CONTINUED)

2.1 Basis of preparation (Continued)

(b) *New standards and interpretations not yet adopted (Continued)*

(i) *HKFRS 16 Leases (Continued)*

Date of adoption by Group

The Group will apply the standard from its mandatory adoption date of 1 January 2019. The Group intends to apply the simplified transition approach and will not restate comparative amounts for the year prior to first adoption. Right-of-use assets for property leases will be measured on transition as if the new rules had always been applied. All other right-of-use assets will be measured at the amount of the lease liability on adoption (adjusted for any prepaid or accrued lease expenses).

(ii) There are no other standards, amendments and interpretations that are not yet effective and that would be expected to have a material impact on the Group in the current or future reporting periods and on foreseeable future transactions.

2 主要會計政策概要 (續)

2.1 編製基礎 (續)

(b) *尚未採納之新訂準則及詮釋 (續)*

(i) *香港財務報告準則第16號「租賃」(續)*

本集團採納之日期

本集團將自二零一九年一月一日之強制採納日期起應用該準則。本集團計劃應用簡化之過渡方式，且將不會重列首次採納前一年度之比較數字。物業租賃之使用權資產將於過渡時猶如新規則一直獲應用般計量。所有其他使用權資產將於採納時按租賃負債之金額計量（調整任何預付或應計租賃支出後）。

(ii) 預期概無任何其他尚未生效之準則、修改及詮釋將會於目前或將來之報告期對本集團及可預見未來交易造成重大影響。

2 SUMMARY OF SIGNIFICANT ACCOUNTING POLICIES (CONTINUED)

2.2 Changes in accounting policies

This note explains the impact of the adoption of HKFRS 9 Financial Instruments and HKFRS 15 Revenue from Contracts with Customers on the Group's financial statements and also discloses the new accounting policies that have been applied from 1 January 2018, where they are different to those applied in prior years.

(a) *Impact on the financial statements*

As a result of the changes in the Group's accounting policies, prior year financial statements had to be restated. As explained in Note 2.2(b) below, HKFRS 9 was generally adopted without restating comparative information. The reclassifications and the adjustments arising from new impairment rules are therefore not reflected in the restated balance sheet as at 31 December 2017, but are recognised in the opening consolidated balance sheet on 1 January 2018. As explained in Note 2.2(c) below, the Company has adopted HKFRS 15 using the cumulative effect method (with practical expedients), with the effect of initially applying this standard recognised at the date of initial application (i.e. 1 January 2018). Accordingly, the information presented for 2017 has not been restated – i.e. it is presented, as previously reported, under HKAS 18 and related interpretations.

2 主要會計政策概要(續)

2.2 會計政策之變動

此附註解釋採納香港財務報告準則第9號「金融工具」及香港財務報告準則第15號「來自客戶合約之收益」對本集團之財務報表造成之影響，並披露自二零一八年一月一日起已適用之新會計政策(如該等新會計政策與過往年度所採納之會計政策不同)。

(a) *對財務報表之影響*

由於本集團之會計政策改變，上年度之財務報表需予重列。按下文附註2.2(b)解釋，香港財務報告準則第9號通常在毋須重列比較資料之情況下採納。因此，新減值規則所導致之重新分類及調整並無反映於二零一七年十二月三十一日之經重列資產負債表內，但於二零一八年一月一日之期初合併結餘中確認。按下文附註2.2(c)解釋，本公司已使用累計影響法(連同簡易實務處理方法)採納香港財務報告準則第15號，而初步應用此項準則之影響於初步應用之日期(即二零一八年一月一日)確認。因此，二零一七年呈列之資料並無被重列—即按以往報告所述，根據香港會計準則第18號及相關詮釋呈列。

2 SUMMARY OF SIGNIFICANT ACCOUNTING POLICIES (CONTINUED)

2.2 Changes in accounting policies (Continued)

(a) Impact on the financial statements (Continued)

| | 31 December 2017 | | | 1 January 2018 |
|--|-------------------------------|---------------------|----------------------|----------------------|
| | As originally presented | HKFRS 9 | HKFRS 15 | Restated |
| | 二零一七年 十二月 三十一日 按原先呈列 | 香港財務 報告準則 第9號 | 香港財務 報告準則 第15號 | 二零一八年 一月一日 經重列 |
| | HK\$'000 | HK\$'000 | HK\$'000 | HK\$'000 |
| | 港幣千元 | 港幣千元 | 港幣千元 | 港幣千元 |
| Consolidated balance sheet (extract) 合併資產負債表 (摘錄) | | | | |
| Non-current assets 非流動資產 | | | | |
| Deferred tax assets 遞延稅項資產 | 4,424 | (15) | – | 4,409 |
| Available-for-sales financial assets (“AFS”) 可供出售金融資產 (「可供出售」) | 43,881 | (43,881) | – | – |
| Financial assets at fair value through other comprehensive income (“FVOCI”) 按公平值入賬及列入其他綜合收益之金融資產 (「按公平值入賬及列入其他綜合收益」) | – | 49,266 | – | 49,266 |
| Financial assets at fair value through profit or loss (“FVPL”) 按公平值入賬及列入損益之金融資產 (「按公平值入賬及列入損益」) | – | 3,655 | – | 3,655 |
| Current assets 流動資產 | | | | |
| Trade and other receivables 貿易及其他應收賬款 | 1,402,954 | – | (50,321) | 1,352,633 |
| Contract assets 合約資產 | – | – | 50,321 | 50,321 |
| Current liabilities 流動負債 | | | | |
| Trade, bills and other payables 貿易應付賬款、應付票據及其他應付賬款 | 1,085,855 | – | (107,198) | 978,657 |
| Contract liabilities 合約負債 | – | – | 107,198 | 107,198 |
| Equity 股權 | | | | |
| Reserves 儲備 | 1,513,353 | 9,006 | – | 1,522,359 |
| Non-controlling interests 非控制性權益 | 92,270 | 19 | – | 92,289 |
| Consolidated income statement for the year ended 31 December 2017 (extract) 截至二零一七年十二月三十一日止年度之 合併利潤表 (摘錄) | | | | |
| | As originally presented | HKFRS 9 | HKFRS 15 | Restated |
| | 按原先呈列 | 香港財務 報告準則 第9號 | 香港財務 報告準則 第15號 | 經重列 |
| | HK\$'000 | HK\$'000 | HK\$'000 | HK\$'000 |
| | 港幣千元 | 港幣千元 | 港幣千元 | 港幣千元 |
| Net impairment loss on financial assets 金融資產之減值虧損淨額 | – | 5,063 | – | 5,063 |
| Other expenses 其他開支 | 265,316 | (5,063) | – | 260,253 |

2 SUMMARY OF SIGNIFICANT ACCOUNTING POLICIES (CONTINUED)

2.2 Changes in accounting policies (Continued)

(b) HKFRS 9 Financial instruments

HKFRS 9 replaces the provision of HKAS 39 that relate to the recognition, classification and measurement of financial assets and financial liabilities, derecognition of financial instruments, impairment of financial assets and hedge accounting.

The adoption of HKFRS 9 Financial Instruments from 1 January 2018 resulted in changes in accounting policies and adjustment to the amounts recognised in the consolidated financial statements. The new accounting policies are set out in Note 2.12 and 2.14 below. In accordance with the transitional provisions in HKFRS 9 (7.2.15), comparative figures have not been restated.

(i) Classification and measurements

On 1 January 2018 (the date of initial application of HKFRS 9), the Group's management has assessed which business models apply to the financial assets held by the Group, classified its financial instruments into the appropriate HKFRS 9 categories and remeasured its financial instruments at fair value. The main effects resulting from this reclassification and remeasurement are as follows:

2 主要會計政策概要(續)

2.2 會計政策之變動(續)

(b) 香港財務報告準則第9號「金融工具」

香港財務報告準則第9號取代香港會計準則第39號有關金融資產及金融負債之確認、分類及計量、金融工具之取消確認、金融資產之減值及對沖會計法之條文。

自二零一八年一月一日起採納香港財務報告準則第9號「金融工具」導致會計政策改變及對確認於合併財務報表之金額作出調整。新會計政策載列於下文附註2.12及2.14。按照香港財務報告準則第9號(7.2.15)之過渡性條文，並無重列比較數字。

(i) 分類及計量

於二零一八年一月一日(香港財務報告準則第9號首次應用之日期)，本集團之管理層已評定適用於本集團所持有金融資產之業務模式，將其金融工具分類為香港財務報告準則第9號中之適當類別，並按公平值重新計量其金融工具。此項重新分類及重新計量導致之主要影響如下：

2 SUMMARY OF SIGNIFICANT ACCOUNTING POLICIES (CONTINUED)

2.2 Changes in accounting policies (Continued)

(b) HKFRS 9 Financial instruments (Continued)

(i) Classification and measurements (Continued)

2 主要會計政策概要 (續)

2.2 會計政策之變動 (續)

(b) 香港財務報告準則第9號「金融工具」(續)

(i) 分類及計量 (續)

| | FVOCI (AFS 2017) 按公平值 入賬及列入 其他綜合收益 (二零一七年 可供出售) | FVPL 按公平值 入賬及列入 損益 |
|--|---|-----------------------------|
| Note 附註 | HK\$'000 港幣千元 | HK\$'000 港幣千元 |
| Closing balance 31 December 2017 – HKAS 39 | | |
| 二零一七年十二月三十一日期末結餘 | | |
| | 43,881 | – |
| Reclassify investments from AFS to FVPL | | |
| 投資自可供出售重新分類為按 | | |
| | (3,655) | 3,655 |
| Remeasure unlisted equity securities at fair value | | |
| 按公平值重新計量非上市股本證券 | | |
| | 9,040 | – |
| Opening balance 1 January 2018 – HKFRS 9 | | |
| 二零一八年一月一日期初結餘 | | |
| | 49,266 | 3,655 |

2 SUMMARY OF SIGNIFICANT ACCOUNTING POLICIES (CONTINUED)

2.2 Changes in accounting policies (Continued)

(b) HKFRS 9 Financial instruments (Continued)

(i) Classification and measurements (Continued)

The impact of these changes on the Group's equity is as follows:

2 主要會計政策概要 (續)

2.2 會計政策之變動 (續)

(b) 香港財務報告準則第9號「金融工具」(續)

(i) 分類及計量 (續)

此等變動對本集團股權之影響如下：

| | Effect on AFS revaluation reserve 對可供出售 重估儲備 之影響 | Effect on FVOCI reserve 對按公平值 入賬及列入 其他綜合收益 儲備之影響 | Effect on retained earnings 對保留盈利 之影響 | Effect on non- controlling interests 對非控制性 權益之影響 |
|--|--|--|---|---|
| Note 附註 | HK\$'000 港幣千元 | HK\$'000 港幣千元 | HK\$'000 港幣千元 | HK\$'000 港幣千元 |
| Closing balance 31 December 2017 – HKAS 39 二零一七年十二月三十一日期末結餘 | | | | |
| – 香港會計準則第39號 | 735 | – | 1,390,396 | 92,270 |
| Reclassify investments from AFS to FVPL 投資自可供出售重新分類為按公平值入賬及列入損益 | | | | |
| (a) | (834) | – | 834 | – |
| Reclassify unlisted equity securities from AFS to FVOCI 非上市股本證券自可供出售重新分類為 | | | | |
| 按公平值入賬及列入其他綜合收益 | (b) 99 | (99) | – | – |
| Remeasure unlisted equity securities at fair value, net with tax 按公平值重新計量非上市股本證券，除稅淨額 | | | | |
| (b) | – | 9,006 | – | 19 |
| Opening balance 1 January 2018 – HKFRS 9 二零一八年一月一日期初結餘 – 香港財務報告準則第9號 | | | | |
| | – | 8,907 | 1,391,230 | 92,289 |

2 SUMMARY OF SIGNIFICANT ACCOUNTING POLICIES (CONTINUED)

2.2 Changes in accounting policies (Continued)

(b) HKFRS 9 Financial instruments (Continued)

(i) Classification and measurements (Continued)

(a) Reclassification from AFS to FVPL

Certain investments in listed equity securities were reclassified from AFS to FVPL. Related fair value gains of HK\$834,000 were transferred from AFS revaluation reserve to retained earnings on 1 January 2018.

2 主要會計政策概要 (續)

2.2 會計政策之變動 (續)

(b) 香港財務報告準則第9號「金融工具」(續)

(i) 分類及計量 (續)

- (a) 自可供出售重新分類為按公平值入賬及列入損益若干於上市股本證券之投資自可供出售重新分類為按公平值入賬及列入損益。相關之港幣834,000元公平值收益自可供出售重估儲備轉入二零一八年一月一日之保留盈利。

2 SUMMARY OF SIGNIFICANT ACCOUNTING POLICIES (CONTINUED)

2.2 Changes in accounting policies (Continued)

(b) HKFRS 9 Financial instruments (Continued)

(i) Classification and measurements (Continued)

(b) Equity investments previously classified as AFS

The Group elected to present in other comprehensive income changes in the fair value of its investments in unlisted equity securities previously classified as AFS, because these investments are held as long-term strategic investments that are not expected to be sold in the short to medium term. As a result, assets with a fair value of HK\$40,226,000 were reclassified from AFS to FVOCI and fair value losses of HK\$99,000 were reclassified from the AFS revaluation reserve to the FVOCI revaluation reserve before remeasurement at fair value on 1 January 2018. The Group remeasured these investments at fair value. As a result, fair value gains of HK\$9,006,000 were recognised in FVOCI revaluation reserve on 1 January 2018.

2 主要會計政策概要(續)

2.2 會計政策之變動(續)

(b) 香港財務報告準則第9號「金融工具」(續)

(i) 分類及計量(續)

(b) 過往分類為可供出售之股本投資
本集團選擇在其他綜合收益中呈列其過往分類為可供出售之非上市股本證券之投資之公平值變動，原因是此等投資按預期不會於短至中期內出售而作為長期策略性投資持有。因此，於二零一八年一月一日在按公平值重新計量之前，公平值為港幣40,226,000元之資產自可供出售重新分類至按公平值入賬及列入其他綜合收益及港幣99,000元之公平值虧損自可供出售重估儲備重新分類為按公平值入賬及列入其他綜合收益重估儲備。本集團已按公平值重新計量此等投資。因此，於二零一八年一月一日，港幣9,006,000元之公平值收益已於其他綜合收益重估儲備內確認。

2 SUMMARY OF SIGNIFICANT ACCOUNTING POLICIES (CONTINUED)

2.2 Changes in accounting policies (Continued)

(b) HKFRS 9 Financial instruments (Continued)

(ii) Impairment of financial assets

The Group has two types of financial assets that are subject to HKFRS 9's new expected credit loss model:

- Trade receivables for sale of goods and from provision of services
- Contract assets relating to sales of goods and from provision of services

The Group was required to revise its impairment methodology under HKFRS 9 for each of these classes of assets. There is no impact of the change in impairment methodology on the Company's retained earnings and equity.

The Group applies HKFRS 9 simplified approach to measuring expected credit losses which uses a lifetime expected loss allowance for all trade receivables and contract assets.

The Group has assessed the expected credit loss model applied to the trade receivables and contract assets as at 1 January 2018 and the change in impairment methodologies has no significant impact of the Group's consolidated financial statements and the opening loss allowance is not restated in this respect.

While cash and cash equivalents are also subject to the impairment requirements of HKFRS 9, the identified impairment loss was immaterial.

2 主要會計政策概要 (續)

2.2 會計政策之變動 (續)

(b) 香港財務報告準則第9號「金融工具」(續)

(ii) 金融資產之減值

本集團有兩類金融資產乃屬於香港財務報告準則第9號之新預期信貸虧損模式：

- 銷售貨物及來自提供服務之貿易應收賬款
- 與銷售貨物有關及來自提供服務之合約資產

本集團須根據香港財務報告準則第9號就此等資產類別逐一修訂其減值方法。減值方法變動對本公司保留盈利及股權並無造成影響。

本集團就計量預期信貸虧損應用香港財務報告準則第9號之簡化方式，即為所有貿易應收賬款及合約資產使用整個年期之預期虧損撥備。

本集團已評估應用至二零一八年一月一日之貿易應收賬款及合約資產之預期信貸虧損模式，並評定減值方法之變動對本集團之合併財務報表並無重大影響，故並無就此重列期初虧損撥備。

儘管現金及現金等值項目亦須符合香港財務報告準則第9號之減值要求，但已確定之減值虧損並不重大。

2 SUMMARY OF SIGNIFICANT ACCOUNTING POLICIES (CONTINUED)

2.2 Changes in accounting policies (Continued)

(c) HKFRS 15 Revenue from Contract with Customers

The Group has adopted HKFRS 15 Revenue from Contracts with Customers from 1 January 2018 which resulted in changes in accounting policies and adjustments to the amounts recognised in this consolidated financial statements. In accordance with the transition provisions in HKFRS 15, the Group has adopted the cumulative effect method (with practical expedients), with the effect of initially applying this standard recognised at the date of initial application (i.e. 1 January 2018). Accordingly, the information presented for 2017 has not been restated – i.e. it is presented, as previously reported, under HKAS 18, HKAS 11 and related interpretations.

The adoption of HKFRS 15 did not result in any significant impact on the Group's financial position and results of operations based on the current business model except that the Company has changed the presentation of certain amounts in the balance sheet to reflect the terminology of HKFRS 15 with effect from 1 January 2018:

- Contract assets recognised in relation to sales of goods and provision of service were previously presented as part of trade and other receivables (HK\$50,321,000 as at 1 January 2018, net of impairment allowance). The contract assets primarily relate to the Group's rights to consideration for goods delivered but not billed at the reporting date. The contract assets are transferred to receivables when the Group issues an invoice to the customer.
- Contract liabilities primarily relate to the advance consideration received from customers for sales of goods and provision of service were previously presented as other payables (HK\$107,198,000 as at 1 January 2018).

2 主要會計政策概要 (續)

2.2 會計政策之變動 (續)

(c) 香港財務報告準則第15號「來自客戶合約之收益」

本集團已自二零一八年一月一日起採納香港財務報告準則第15號「來自客戶合約之收益」，導致會計政策改變及對確認於此合併財務報表之金額作出調整。按照香港財務報告準則第15號之過渡性條文，本集團已採納累計影響法（連同簡易實務處理方法），而初步應用此項準則之影響於初步應用之日期（即二零一八年一月一日）確認。因此，並無重列就二零一七年而呈列之資料—即根據香港會計準則第18號、香港會計準則第11號及相關詮釋如之前呈報般呈列。

基於現行業務模式，採納香港財務報告準則第15號並無導致對本集團之財務狀況及經營業績構成任何重大影響，惟本公司已自二零一八年一月一日起改變若干金額於資產負債表之呈列，以反映香港財務報告準則第15號之術語：

- 有關銷售貨物及提供服務之已確認合約資產之前呈列為貿易及其他應收賬款之部分（於二零一八年一月一日之金額為港幣50,321,000元，已扣除減值撥備）。合約資產主要與本集團收取於報告日期已交付貨物但未開具賬單之代價之權利有關。合約資產在本集團向客戶開具發票時轉入應收賬款。
- 合約負債主要與已就銷售貨物及提供服務向客戶收取而之前呈列為其他應付賬款之預收代價有關（於二零一八年一月一日之金額為港幣107,198,000元）。

2 SUMMARY OF SIGNIFICANT ACCOUNTING POLICIES (CONTINUED)

2.3 Subsidiaries

2.3.1 Consolidation

A subsidiary is an entity (including a structured entity) over which the Group has control. The Group controls an entity when the Group is exposed to, or has rights to, variable returns from its involvement with the entity and has the ability to affect those returns through its power over the entity. Subsidiaries are consolidated from the date on which control is transferred to the Group. They are deconsolidated from the date that control ceases.

(a) Business combinations

The Group applies the acquisition method to account for business combinations. The consideration transferred for the acquisition of a subsidiary is the fair values of the assets transferred, the liabilities incurred to the former owners of the acquiree and the equity interests issued by the Group. The consideration transferred includes the fair value of any asset or liability resulting from a contingent consideration arrangement. Identifiable assets acquired and liabilities and contingent liabilities assumed in a business combination are measured initially at their fair values at the acquisition date.

The Group recognises any non-controlling interest in the acquiree on an acquisition-by-acquisition basis. Non-controlling interests in the acquiree that are present ownership interests and entitle their holders to a proportionate share of the entity's net assets in the event of liquidation are measured at either fair value or the present ownership interests' proportionate share in the recognised amounts of the acquiree's identifiable net assets. All other components of non-controlling interests are measured at their acquisition date fair value, unless another measurement basis is required by HKFRS.

2 主要會計政策概要(續)

2.3 附屬公司

2.3.1 合併賬目

附屬公司指本集團對其擁有控制權之實體(包括結構性實體)。當本集團可獲得或有權享有參與實體業務產生之可變回報,並有能力藉其對實體之權力影響該等回報時,本集團控制該實體。附屬公司在控制權轉移至本集團當日合併入賬。附屬公司在控制權終止當日起停止合併入賬。

(a) 企業合併

本集團採用收購法作為企業合併之入賬方法。為收購附屬公司而轉讓之代價乃所轉讓資產、被收購方前權益持有者產生之負債及本集團所發行之股本權益之公平值。所轉讓代價包括或然代價安排產生之任何資產或負債之公平值。在企業合併中所收購之可識別資產以及所承擔之負債及或然負債,初步以彼等於收購日期之公平值計量。

本集團就每項收購確認於被收購方之任何非控制性權益。於被收購方之非控股權益如為現時擁有權權益,並賦予其持有人在清盤時按比例分佔實體之淨資產,則按公平值或現時擁有權權益於被收購方可識別淨資產之已確認金額之比例份額計量。非控股權益之所有其他組成部分按收購日期之公平值計量,除非香港財務報告準則要求以其他計量基準計算。

2 SUMMARY OF SIGNIFICANT ACCOUNTING POLICIES (CONTINUED)

2.3 Subsidiaries (Continued)

2.3.1 Consolidation (Continued)

(a) Business combinations (Continued)

Acquisition-related costs are expensed as incurred.

If the business combination is achieved in stages, the acquisition date carrying value of the acquirer's previously held equity interest in the acquiree is re-measured to fair value at the acquisition date; any gains or losses arising from such re-measurement are recognised in profit or loss.

Contingent consideration is classified either as equity or a financial liability. Amounts classified as a financial liability are subsequently remeasured to fair value with changes in fair value recognised in profit or loss.

The excess of the consideration transferred, the amount of any non-controlling interest in the acquiree and the acquisition-date fair value of any previous equity interest in the acquiree over the fair value of the identifiable net assets acquired is recorded as goodwill. If the total of consideration transferred, non-controlling interest recognised and previously held interest measured is less than the fair value of the net assets of the subsidiary acquired in the case of a bargain purchase, the difference is recognised directly in profit or loss.

Intra-group transactions, balances and unrealised gains on transactions between group companies are eliminated. Unrealised losses are also eliminated unless the transaction provides evidence of an impairment of the transferred asset. When necessary, amounts reported by subsidiaries have been adjusted to conform with the Group's accounting policies

2 主要會計政策概要 (續)

2.3 附屬公司 (續)

2.3.1 合併賬目 (續)

(a) 企業合併 (續)

收購相關成本於產生時支銷。

倘企業合併分階段進行，收購方過往所持有被收購方之股本權益於收購日期之賬面值於收購日期重新計量為公平值；重新計量產生之任何收益或虧損於損益內確認。

或然代價分類為股權或金融負債。分類為金融負債之金額其後重新分類為公平值，而公平值之變動則於損益內確認。

所轉讓代價、被收購方之任何非控制性權益款項與被收購方任何過往股本權益於收購日期之公平值超過所收購可識別淨資產公平值之差額記錄為商譽。在議價購買之情況下，如所轉讓代價、已確認非控制性權益與已計量之過往持有權益之總和低於所收購附屬公司淨資產之公平值，則差額直接於損益內確認。

集團旗下公司之集團內公司間之交易、交易結餘及未變現收益會予以對銷。除非交易有證據顯示所轉讓資產出現減值，否則未變現虧損亦予以對銷。於有需要時，附屬公司所呈報之金額已作出調整，以符合本集團之會計政策。

2 SUMMARY OF SIGNIFICANT ACCOUNTING POLICIES (CONTINUED)

2.3 Subsidiaries (Continued)

2.3.1 Consolidation (Continued)

(b) *Changes in ownership interests in subsidiaries without change of control*

Transactions with non-controlling interests that do not result in loss of control are accounted for as equity transactions – that is, as transactions with the owners in their capacity as owners. The difference between fair value of any consideration paid and the relevant share acquired of the carrying value of net assets of the subsidiary is recorded in equity. Gains or losses on disposals to non-controlling interests are also recorded in equity.

(c) *Disposal of subsidiaries*

When the Group ceases to have control, any retained interest in the entity is re-measured to its fair value at the date when control is lost, with the change in carrying amount recognised in profit or loss. The fair value is the initial carrying amount for the purposes of subsequently accounting for the retained interest as an associate, joint venture or financial asset. In addition, any amounts previously recognised in other comprehensive income in respect of that entity are accounted for as if the Group had directly disposed of the related assets or liabilities. This means that amounts previously recognised in other comprehensive income are reclassified to profit or loss or transferred to another category of equity as specified by applicable HKFRS.

2 主要會計政策概要 (續)

2.3 附屬公司 (續)

2.3.1 合併賬目 (續)

(b) *於附屬公司之擁有權權益變動 (未有導致控制權變動)*

未有導致失去控制權之與非控制性權益交易入賬列為股權交易 – 即與權益持有者以其權益持有者身份進行之交易。任何已支付代價公平值與所收購附屬公司淨資產賬面值之相關應佔份額之差額列入股權。非控制性權益應佔之出售收益或虧損亦列入股權。

(c) *出售附屬公司*

當本集團不再具有控制權時，於實體之任何保留權益重新計量至於失去控制權當日之公平值，並將賬面值之變動確認於損益。就其後入賬列為聯營公司、合營公司或金融資產之保留權益而言，公平值為初始賬面值。此外，之前就該實體於其他綜合收益而確認之任何金額，猶如本集團已直接出售相關資產或負債般入賬。這意味之前於其他綜合收益確認之金額按適用香港財務報告準則所訂明被重新分類至損益或轉撥至另一權益類別。

2 SUMMARY OF SIGNIFICANT ACCOUNTING POLICIES (CONTINUED)

2.3 Subsidiaries (Continued)

2.3.2 Separate financial statements

Investments in subsidiaries are accounted for at cost less impairment. Cost also includes direct attributable costs of investment. The results of subsidiaries are accounted for by the Company on the basis of dividend received and receivable.

Impairment testing of the investments in subsidiaries is required upon receiving dividends from these investments if the dividend exceeds the total comprehensive income of the subsidiary in the period the dividend is declared or if the carrying amount of the investment in the separate financial statements exceeds the carrying amount in the consolidated financial statements of the investee's net assets including goodwill.

2.4 Joint arrangements

The Group has applied HKFRS 11 to all joint arrangements. Under HKFRS 11, investments in joint arrangements are classified as either joint operations or joint ventures depending on the contractual rights and obligations of each investor. The Group has assessed the nature of its joint arrangements and determined them to be joint ventures. Joint ventures are accounted for using the equity method.

Under the equity method of accounting, the investments are initially recognised at cost and adjusted thereafter to recognise the Group's share of the post-acquisition profits or losses of the investee in profit or loss, and the Group's share of movements in other comprehensive income of the investee in other comprehensive income. Dividends received or receivable from joint ventures are recognised as a reduction in the carrying amount of the investment.

2 主要會計政策概要(續)

2.3 附屬公司(續)

2.3.2 獨立財務報表

於附屬公司之投資乃按成本扣除減值列賬。成本亦包括投資直接應佔成本。附屬公司之業績由本公司按已收及應收股息入賬。

當收到附屬公司投資的股息時，倘股息超過該附屬公司在股息宣派期間的綜合收益總額，或在獨立財務報表的投資賬面值超過被投資方淨資產(包括商譽)在合併財務報表的賬面值，則必須對有關投資進行減值測試。

2.4 合營安排

本集團已就所有合營安排應用香港財務報告準則第11號。香港財務報告準則第11號將於合營安排之投資分類為合營業務或合營公司，乃取決於各投資者之合約權利及義務。本集團已評估其合營安排之性質，並釐定合營安排為合營公司。合營公司以權益法入賬。

根據權益會計法，投資初步按成本確認，其後會作出調整，以於損益中確認本集團應佔被投資方之收購後損益，以及於其他綜合收益中確認本集團應佔被投資方之其他綜合收益變動。已收或應收合營公司之股息確認為於該投資賬面值之一項扣減。

2 SUMMARY OF SIGNIFICANT ACCOUNTING POLICIES (CONTINUED)

2.4 Joint arrangements (Continued)

When the Group's share of losses in an equity-accounted investment equals or exceeds its interest in the entity, including any other unsecured long-term receivables, the Group does not recognise further losses, unless it has incurred obligations or made payments on behalf of the other entity.

Unrealised gains on transactions between the Group and joint ventures are eliminated to the extent of the Group's interest in these entities. Unrealised losses are also eliminated unless the transaction provides evidence of an impairment of the asset transferred. Accounting policies of equity accounted investees have been changed where necessary to ensure consistency with the policies adopted by the Group.

2.5 Segment reporting

Operating segments are reported in a manner consistent with the internal reporting provided to the chief operating decision-maker. The chief operating decision-maker, who is responsible for allocating resources and assessing performance of the operating segments, has been identified as the board of directors that makes strategic decisions.

2.6 Foreign currency translation

(a) Functional and presentation currency

Items included in the financial statements of each of the Group's entities are measured using the currency of the primary economic environment in which the entity operates (the "functional currency"). The consolidated financial statements are presented in Hong Kong dollars ("HK\$"), which is the Company's functional and presentation currency.

2 主要會計政策概要 (續)

2.4 合營安排 (續)

如本集團於一項按權益會計法入賬之投資所佔之虧損等於或超出其在該實體之權益，包括任何其他無抵押之長期應收款項，本集團不會確認額外虧損，惟倘本集團已代該另一實體承擔責任或作出付款則除外。

本集團與合營公司間交易之未變現收益以本集團於此等合營公司之權益為限予以對銷。除非交易有證據顯示所轉讓資產出現減值，否則未變現虧損亦予以對銷。於有需要時，已改變按權益法入賬之被投資方之會計政策，以確保與本集團所採納之政策一致。

2.5 分部報告

經營分部以向主要營運決策者提供內部呈報一致之形式呈報。負責分配資源及評估經營分部表現之主要營運決策者已確定為負責作出策略性決定之董事會。

2.6 外幣換算

(a) 功能及列賬貨幣

本集團各實體之財務報表所列項目均以其營運所在主要經濟環境之貨幣（「功能貨幣」）計量。合併財務報表以港幣呈列，港幣（「港幣」）為本公司之功能及列賬貨幣。

2 SUMMARY OF SIGNIFICANT ACCOUNTING POLICIES (CONTINUED)

2.6 Foreign currency translation (Continued)

(b) Transactions and balances

Foreign currency transactions are translated into the functional currency using the exchange rates prevailing at the dates of the transactions or valuation where items are re-measured. Foreign exchange gains and losses resulting from the settlement of such transactions and from the translation at year-end exchange rates of monetary assets and liabilities denominated in foreign currencies are recognised in the consolidated income statement.

Non-monetary items that are measured at fair value in a foreign currency are translated using the exchange rates at the date when the fair value was determined. Translation differences on assets and liabilities carried at fair value are reported as part of the fair value gain or loss. For example, translation differences on non-monetary assets and liabilities such as equities held at fair value through profit or loss are recognised in profit or loss as part of the fair value gain or loss and translation differences on non-monetary assets such as equities classified as fair value through other comprehensive income are recognised in other comprehensive income.

(c) Group companies

The results and financial position of all the group entities that have a functional currency different from the presentation currency are translated into the presentation currency as follows:

- (i) assets and liabilities for each balance sheet presented are translated at the closing rate at the date of that balance sheet;
- (ii) income and expenses for each income statement are translated at average exchange rates; and

2 主要會計政策概要 (續)

2.6 外幣換算 (續)

(b) 交易及結餘

外幣交易按交易日或(如項目重新計量)估值日之適用匯率換算為功能貨幣。該等交易結算及以外幣計值之貨幣資產及負債按年結日之匯率換算所產生之匯兌盈虧於合併利潤表內確認。

以外幣按公平值計量之非貨幣項目採用釐定公平值當日之匯率換算。按公平值列賬之資產及負債之換算差額呈報為公平值收益或虧損之一部份。舉例而言，非貨幣金融資產及負債(如按公平值入賬及列入損益之股權)之換算差額於損益內確認為公平值收益或虧損之部份，而非貨幣資產(如分類為按公平值入賬及列入其他綜合收益之股權)之換算差額於其他綜合收益內確認。

(c) 集團旗下公司

集團旗下所有功能貨幣與列賬貨幣不同之實體之業績及財務狀況按以下方式換算為列賬貨幣：

- (i) 各資產負債表所呈列之資產及負債按該結算日之收市匯率換算；
- (ii) 各利潤表之收益及開支按平均匯率換算；及

2 SUMMARY OF SIGNIFICANT ACCOUNTING POLICIES (CONTINUED)

2.6 Foreign currency translation (Continued)

(c) Group companies (Continued)

- (iii) all resulting exchange differences are recognised in other comprehensive income.

Goodwill and fair value adjustments arising on the acquisition of a foreign entity are treated as assets and liabilities of the foreign entity and translated at the closing rate. Currency translation differences arising are recognised in equity.

(d) Disposal of foreign operation and partial disposal

On the disposal of a foreign operation (that is, a disposal of the Group's entire interest in a foreign operation, or a disposal involving loss of control over a subsidiary that includes a foreign operation, a disposal involving loss of joint control over a joint venture that includes a foreign operation, or a disposal involving loss of significant influence over an associate that includes a foreign operation), all of the currency translation differences accumulated in equity in respect of that operation attributable to the owners of the Group are reclassified to profit or loss.

In the case of a partial disposal that does not result in the Group losing control over a subsidiary that includes a foreign operation, the proportionate share of accumulated currency translation differences are re-attributed to non-controlling interests and are not recognised in profit or loss. For all other partial disposals (that is, reductions in the Group's ownership interests in associates or joint ventures that do not result in the Group losing significant influence or joint control), the proportionate share of the accumulated exchange difference is reclassified to profit or loss.

2 主要會計政策概要 (續)

2.6 外幣換算 (續)

(c) 集團旗下公司 (續)

- (iii) 所有匯兌差額將於其他綜合收益確認。

收購海外實體所產生之商譽及公平值調整乃視作該海外實體之資產及負債處理，並按收市匯率換算。所產生之貨幣匯兌差額於股權內確認。

(d) 出售海外業務及出售部分權益

出售海外業務（即出售本集團於海外業務之全部權益，或涉及失去對包括海外業務之附屬公司之控制權之出售，涉及失去對包括海外業務之合營公司之共同控制權之出售，或涉及失去對包括海外業務之聯營公司之重大影響力之出售）時，本集團權益持有者應佔於股權內就該項業務累計之所有貨幣匯兌差額會重新分類至損益。

倘出售部分權益而未有導致本集團失去對包括海外業務之附屬公司之控制權，則累計貨幣匯兌差額之比例份額會重新歸於非控制性權益，且不會於損益確認。就所有其他出售部分權益（即本集團於聯營公司或合營公司之擁有權益減少，但未有導致本集團失去重大影響力或共同控制權）而言，累計匯兌差額之比例份額會重新分類至損益。

2 SUMMARY OF SIGNIFICANT ACCOUNTING POLICIES (CONTINUED)

2.7 Property, plant and equipment

Property, plant and equipment are stated at historical cost less depreciation and impairment losses. Historical cost includes expenditure that is directly attributable to the acquisition of the items.

Subsequent costs are included in the asset's carrying amount or recognised as a separate asset, as appropriate, only when it is probable that future economic benefits associated with the item will flow to the Group and the cost of the item can be measured reliably. The carrying amount of the replaced part is derecognised. All other repair and maintenance costs are charged to the income statement during the financial period in which they are incurred.

Depreciation of property, plant and equipment is calculated using the straight-line method to allocate cost to their residual values, where appropriate, over their estimated useful lives at the following:

| | |
|--|---|
| Buildings | 20 to 40 years |
| Medium-term leasehold factory premises | Over the terms of the lease |
| Machinery and equipment | 5 to 7 years |
| Leasehold improvements, furniture and fixtures | The shorter of the terms of the lease or 5 to 7 years |
| Motor vehicles | 4 to 7 years |
| Moulds | 2 years |

No depreciation is provided on freehold land.

The assets' residual values and useful lives are reviewed, and adjusted if appropriate, at the end of each reporting period.

An asset's carrying amount is written down immediately to its recoverable amount if the asset's carrying amount is greater than its estimated recoverable amount (Note 2.11).

Gains and losses on disposal are determined by comparing proceeds with carrying amount and are recognised in the income statement.

2 主要會計政策概要(續)

2.7 物業、廠房及設備

物業、廠房及設備按歷史成本減折舊及減值虧損列賬。歷史成本包括收購該項目直接應佔之開支。

其後成本僅會於與該項目有關之未來經濟利益可能流入本集團，而該項目之成本能可靠地計量時，方會計入資產之賬面值或確認為獨立資產(如適用)。取代部分之賬面值不再確認。所有其他維修及保養成本於所產生財務期間內在利潤表扣除。

物業、廠房及設備之折舊採用直線法計算，在其估計可使用年期內分配成本至其剩餘價值(如適用)：

| | |
|--------------|-----------------|
| 樓宇 | 20至40年 |
| 中期租約廠房 | 按租約年期 |
| 機器及設備 | 5至7年 |
| 租賃物業裝修、傢俬及裝置 | 租約年期或5至7年兩者之較短者 |
| 汽車 | 4至7年 |
| 鑄模 | 2年 |

並無就永久業權土地作出折舊撥備。

資產之剩餘價值及可使用年期在各報告期末進行檢討及調整(如適用)。

若資產之賬面值高於其估計可收回金額，則其賬面值即時撇減至可收回金額(附註2.11)。

出售盈虧按出售所得款項與賬面值之差額釐定，並於利潤表內確認。

2 SUMMARY OF SIGNIFICANT ACCOUNTING POLICIES (CONTINUED)

2.8 Land use rights

The up-front prepayments made for land use rights are accounted for as operating leases. They are expensed in the income statement on a straight-line basis over the period of the lease, or when there is impairment, the impairment is expensed in the income statement.

2.9 Intangible assets

(a) Technical know-how

Technical know-how is shown at historical cost. Technical know-how has a finite useful life and is carried at cost less accumulated amortisation and provision for impairment. Amortisation is calculated using the straight-line method to allocate the cost of technical know-how net of provision over its estimated useful life of 7 to 8 years.

(b) Internally generated product development cost

Cost incurred on development projects (relating to the design and testing of new or improved products) are recognised as intangible assets when the following criteria are fulfilled:

- (i) it is technically feasible to complete the development projects so that it will be available for use or sale;
- (ii) management intends to complete the development projects and use or sell it;
- (iii) there is an ability to use or sell the intangible asset;
- (iv) it can be demonstrated how the intangible asset will generate probable future economic benefits;
- (v) adequate technical, financial or other resources to complete the development and to use or sell the intangible asset are available; and

2 主要會計政策概要 (續)

2.8 土地使用權

土地使用權之首期預付款項入賬列為經營租賃，並按直線法於租期內於利潤表支銷，或倘出現減值，則減值會於利潤表支銷。

2.9 無形資產

(a) 技術知識

技術知識按歷史成本呈列。可使用年期有限之技術知識按成本減累計攤銷及減值撥備列賬。攤銷使用直線法計算，在其七至八年之估計可使用年內分配技術知識扣除撥備後之成本。

(b) 內部產生之產品開發成本

開發項目（有關設計及試行新型或改良產品）所產生之成本當符合以下條件時確認為無形資產：

- (i) 完成該開發項目以使其能夠使用或出售在技術上具可行性；
- (ii) 管理層具有完成並使用或出售該開發項目之意向；
- (iii) 有能力使用或出售該無形資產；
- (iv) 可證實該無形資產如何產生可能之未來經濟利益；
- (v) 有足夠的技術、財務或其他資源完成開發並使用或出售該無形資產；及

2 SUMMARY OF SIGNIFICANT ACCOUNTING POLICIES (CONTINUED)

2.9 Intangible assets (Continued)

(b) *Internally generated product development cost (Continued)*

(vi) the expenditure attributable to the development projects during its development can be reliably measured.

Other development expenditures that do not meet these criteria are recognised as an expense as incurred. Development costs previously recognised as an expense are not recognised as an asset in a subsequent period. Capitalised development costs net of provision for impairment are recorded as intangible assets and amortised from the point at which the asset is ready for use on a straight-line basis over its estimated useful life.

(c) *Computer software*

Computer software is shown at historical cost. Computer software has a finite useful life and is carried at cost less accumulated amortisation. Amortisation is calculated using the straight-line method to allocate the cost of computer software over its estimated useful life of 5 years.

2.10 Club membership and debentures

Club membership and debentures are with indefinite useful lives, and are stated at cost less impairment, if any.

2 主要會計政策概要 (續)

2.9 無形資產 (續)

(b) *內部產生之產品開發成本 (續)*

(vi) 開發項目於開發時使用之開支能可靠地計量。

不滿足此等條件之其他開發開支於產生時確認為支出。之前確認為開支之開發成本於其後期間不會確認為資產。資本化開發成本(已扣除減值撥備)記錄為無形資產，並由該資產可供使用時起，按直線法於其估計可使用年期攤銷。

(c) *電腦軟件*

電腦軟件按歷史成本呈列。可使用年期有限之電腦軟件按成本減累計攤銷列賬。攤銷使用直線法計算，在其五年之估計可使用年期內分配電腦軟件之成本。

2.10 會籍及債券

會籍及債券具無限可使用年期，按成本扣除減值(如有)列賬。

2 SUMMARY OF SIGNIFICANT ACCOUNTING POLICIES (CONTINUED)

2.11 Impairment of non-financial assets

Assets that have an indefinite useful life are not subject to amortisation and are tested annually for impairment or more frequently if events or changes in circumstances indicate that they might be impaired. Other assets are tested for impairment whenever events or changes in circumstances indicate that the carrying amount may not be recoverable. An impairment loss is recognised for the amount by which the asset's carrying amount exceeds its recoverable amount. The recoverable amount is the higher of an asset's fair value less costs of disposal and value in use. For the purposes of assessing impairment, assets are grouped at the lowest levels for which there are separately identifiable cash inflows which are largely independent of the cash inflows from other assets or groups of assets (cash-generating units). Non-financial assets other than goodwill that suffered an impairment are reviewed for possible reversal of the impairment at the end of each reporting period.

2.12 Investments and other financial assets

(a) Classification

From 1 January 2018, the Group classifies its financial assets in the following measurement categories:

- those to be measured subsequently at fair value (either through other comprehensive income ("OCI") or through profit or loss), and
- those to be measured at amortised cost.

2 主要會計政策概要 (續)

2.11 非金融資產之減值

可使用年期無限之資產毋須攤銷，但須每年或在有事件顯示或情況有變而顯示資產可能減值時更頻密地進行減值測試。其他資產須在有事件顯示或情況有變而顯示賬面值或不能收回時進行減值測試。減值虧損按資產賬面值超出其可收回金額之差額確認。可收回金額為資產公平值扣除出售成本與使用價值兩者之較高者。於評估減值時，資產按大致獨立於其他資產或資產組別之現金流入之可分開識別現金流量（現金產生單位）之最低層次分組。出現減值之非金融資產（商譽除外）會於各報告期末予以審閱是否有可能撥回減值。

2.12 投資及其他金融資產

(a) 分類

自二零一八年一月一日起，本集團將其金融資產分類為以下計量類別：

- 其後按公平值計量（列入其他綜合收益（「其他綜合收益」）或列入損益）之金融資產；及
- 按攤銷成本計量之金融資產。

2 SUMMARY OF SIGNIFICANT ACCOUNTING POLICIES (CONTINUED)

2.12 Investments and other financial assets (Continued)

(a) Classification (Continued)

The classification depends on the entity's business model for managing the financial assets and the contractual terms of the cash flows.

For assets measured at fair value, gains and losses will either be recorded in profit or loss or OCI. For investments in equity instruments that are not held for trading, this will depend on whether the Group has made an irrevocable election at the time of initial recognition to account for the equity investment at fair value through other comprehensive income.

The Group reclassifies debt investments when and only when its business model for managing those assets changes.

(b) Recognition and derecognition

Regular way purchases and sales of financial assets are recognised on trade-date, the date on which the Group commits to purchase or sell the asset. Financial assets are derecognised when the rights to receive cash flows from the financial assets have expired or have been transferred and the Group has transferred substantially all risks and rewards of ownership.

(c) Measurement

At initial recognition, the Group measures a financial asset at its fair value plus, in the case of a financial asset not at fair value through profit or loss, transaction costs that are directly attributable to the acquisition of the financial asset. Transaction costs of financial assets carried at fair value through profit or loss are expensed in profit or loss.

2 主要會計政策概要 (續)

2.12 投資及其他金融資產 (續)

(a) 分類 (續)

分類乃取決於實體管理金融資產之業務模式及現金流之合約條款而定。

就按公平值計量之資產而言，收益及虧損將列入損益或其他綜合收益。就非持作買賣之股本工具投資而言，這將取決於本集團於初步確認時是否已不可撤回地選擇將股本投資按公平值入賬及列入其他綜合收益。

本集團於及僅於其管理該等資產之業務模式有變時才將債務投資重新分類。

(b) 確認及終止確認

正常買賣金融資產於交易日確認，即本集團承諾買賣資產之日期。在收取來自金融資產之現金流量之權利屆滿或已轉讓，且本集團已轉讓有關所有權之絕大部份風險及回報時，即不再確認有關金融資產。

(c) 計量

於初步確認金融資產時，本集團按其公平值加（就並非按公平值入賬及列入損益之金融資產而言）收購該金融資產直接相關之交易成本計量。按公平值入賬及列入損益之金融資產之交易成本於損益中支銷。

2 SUMMARY OF SIGNIFICANT ACCOUNTING POLICIES (CONTINUED)

2.12 Investments and other financial assets (Continued)

(c) Measurement (Continued)

Equity instruments

The Group subsequently measures all equity investments at fair value. Where the Group's management has elected to present fair value gains and losses on equity investments in OCI, there is no subsequent reclassification of fair value gains and losses to profit or loss following the derecognition of the investment. Dividends from such investments continue to be recognised in profit or loss as other income when the Group's right to receive payments is established.

Changes in the fair value of FVPL are recognised in other gains/(losses) in the statement of profit or loss as applicable. Impairment losses (and reversal of impairment losses) on equity investments measured at fair value through other comprehensive income are not reported separately from other changes in fair value.

(d) Impairment

From 1 January 2018, the Group assesses on a forward looking basis the expected credit losses associated with its debt instruments carried at amortised cost and fair value through other comprehensive income. The impairment methodology applied depends on whether there has been a significant increase in credit risk.

For trade receivables and contract assets, the Group applies the simplified approach permitted by HKFRS 9, which requires expected lifetime losses to be recognised from initial recognition of the receivables.

2 主要會計政策概要 (續)

2.12 投資及其他金融資產 (續)

(c) 計量 (續)

股本工具

本集團其後按公平值計量所有股本工具。倘本集團之管理層已選擇於其他綜合收益內呈列股本投資之公平值收益及虧損，則於取消確認該項投資後不會將公平值收益及虧損重新分類至損益。當本集團確立收款權利時，來自該等投資之股息繼續在損益中確認為其他收入。

按公平值入賬及列入損益之公平值變動適當地確認於損益表中之其他收益／(虧損)內。按公平值入賬及列入其他綜合收益計量之股本投資之減值虧損(及減值虧損撥回)並不與公平值之其他變動分開呈報。

(d) 減值

自二零一八年一月一日起，本集團按前瞻基準評估與其按攤銷成本列賬及按公平值入賬及列入其他綜合收益之債務工具有關之預期信貸虧損。所應用之減值方法取決於信貸風險有無重大增加而定。

就貿易應收賬款及合約資產而言，本集團應用香港財務報告準則第9號所容許之簡化方式，此方式要求於初步確認應收賬款時確認預期整個年期之虧損。

2 SUMMARY OF SIGNIFICANT ACCOUNTING POLICIES (CONTINUED)

2.12 Investments and other financial assets (Continued)

(e) Accounting policies applied until 31 December 2017

The Group has applied HKFRS 9 retrospectively, but has elected not to restate comparative information. As a result, the comparative information provided continues to be accounted for in accordance with the Group's previous accounting policy.

Until 31 December 2017 the Group classifies its financial assets in the following categories:

- financial assets at fair value through profit or loss,
- loans and receivables, and
- available-for-sale financial assets.

The classification determined on the purpose for which the investments were acquired. Management determined the classification of its investments at initial recognition.

(i) Reclassification

The Group could choose to reclassify a non-derivative trading financial asset out of the held for trading category if the financial asset was no longer held for the purpose of selling it in the near term. Financial assets other than loans and receivables were permitted to be reclassified out of the held for trading category only in rare circumstances arising from a single event that was unusual and highly unlikely to recur in the near term. In addition, the Group could choose to reclassify financial assets that would meet the definition of loans and receivables out of the held for trading or available-for-sale categories if the Group had the intention and ability to hold these financial assets for the foreseeable future or until maturity at the date of reclassification.

2 主要會計政策概要 (續)

2.12 投資及其他金融資產 (續)

(e) 應用至二零一七年十二月三十一日止之會計政策

本集團已追溯應用香港財務報告準則第9號，但已選擇不重列比較資料。因此，所提供之比較資料繼續根據本集團過往之會計政策入賬處理。

截至二零一七年十二月三十一日止，本集團將其金融資產分類為以下類別：

- 按公平值入賬及列入損益之金融資產；
- 貸款及應收款項；及
- 可供出售金融資產。

該分類取決於所購入投資之用途。管理層於初步確認時決定其投資之分類。

(i) 重新分類

倘非衍生交易金融資產不再為於短期內出售之目的而持有，本集團可選擇將該金融資產從持作買賣類別重新分類。對於貸款及應收款項以外之金融資產，只有在相當不可能於短期內重覆發生之單一項不尋常事件所引起之罕見情況下，才獲許從持作買賣類別重新分類。此外，倘本集團有意並有能力於可見將來持有會符合貸款及應收款項定義之金融資產或持有該等金融資產直至重新分類當日期止，則本集團可選擇將該等金融資產從持作買賣或可供出售類別中重新分類。

2 SUMMARY OF SIGNIFICANT ACCOUNTING POLICIES (CONTINUED)

2.12 Investments and other financial assets (Continued)

(e) Accounting policies applied until 31 December 2017 (Continued)

(i) *Reclassification (Continued)*

Reclassifications were made at fair value as of the reclassification date. Fair value became the new cost or amortised cost as applicable, and no reversals of fair value gains or losses recorded before reclassification date were subsequently made. Effective interest rates for financial assets reclassified to loans and receivables and held-to-maturity categories were determined at the reclassification date. Further increases in estimates of cash flows adjusted effective interest rates prospectively.

(ii) *Subsequent measurement*

The measurement at initial recognition did not change on adoption of HKFRS 9, see description above.

Subsequent to the initial, recognition loans and receivables was subsequently carried at amortised cost using the effective interest method.

For the AFS did not have quoted market prices, their fair value cannot be reliably assessed, the AFS were stated at cost less impairment, if any.

2 主要會計政策概要 (續)

2.12 投資及其他金融資產 (續)

(e) 應用至二零一七年十二月三十一日止之會計政策 (續)

(i) *重新分類 (續)*

重新分類乃按重新分類日期之公平值作出。公平值適當地成為新成本或攤銷成本，且於重新分類日期前記賬之公平值收益或虧損於其後不予以撥回。被重新分類至貸款及應收款項及持有至到期類別的金額資產之實際利率於重新分類日期釐定。現金流量估計之進一步增加提前調整實際利率。

(ii) *其後計量*

於初步確認之計量並無因採納香港財務報告準則第9號而改變，見上文描述。

於初步確認後，貸款及應收款項其後使用實際利率法按攤銷成本列賬。

由於可供出售並無市場報價，其公平值不能可靠地評估，故可供出售按成本扣除減值（如有）列賬。

2 SUMMARY OF SIGNIFICANT ACCOUNTING POLICIES (CONTINUED)

2.12 Investments and other financial assets (Continued)

(e) Accounting policies applied until 31 December 2017 (Continued)

(ii) Subsequent measurement (Continued)

For other AFS and FVPL were subsequently carried at fair value. Gains or losses arising from changes in the fair value are recognised as follows:

- for FVPL – in profit or loss within other gains/(loss)
- for AFS that are monetary securities denominated in a foreign currency – translation differences related to changes in the amortised cost of the security were recognised in profit or loss and other changes in the carrying amount were recognised in other comprehensive income
- for other monetary and non-monetary securities classified as available-for-sale – in other comprehensive income.

Details on how the fair value of financial instruments is determined are disclosed in note 3.3.

When securities classified as available-for-sale were sold, the accumulated fair value adjustments recognised in other comprehensive income were reclassified to profit or loss as gains and other losses from investment securities.

2 主要會計政策概要 (續)

2.12 投資及其他金融資產 (續)

(e) 應用至二零一七年十二月三十一日止之會計政策 (續)

(ii) 其後計量 (續)

由於其他可供出售及按公平值入賬及列入損益其後按公平值列賬，故公平值變動產生之收益或虧損確認如下：

- 按公平值入賬及列入損益－損益中之其他收益／(虧損)內
- 屬於以外幣計值之貨幣證券之可供出售－與證券攤銷成本變動有關之換算差額於損益中確認，而賬面值之其他變動於其他綜合收益中確認
- 其他分類為可供出售之貨幣及非貨幣證券－於其他綜合收益。

有關金融工具公平值之釐定方法詳情於附註3.3內披露。

分類為可供出售之證券售出時，在其他綜合收益中確認之累計公平值調整被重新分類至損益，作為來自投資證券之收益及其他虧損。

2 SUMMARY OF SIGNIFICANT ACCOUNTING POLICIES (CONTINUED)

2.12 Investments and other financial assets (Continued)

(e) Accounting policies applied until 31 December 2017 (Continued)

(iii) Impairment

The Group assessed at the end of each reporting period whether there was objective evidence that a financial asset or group of financial assets was impaired. A financial asset or a group of financial assets was impaired and impairment losses were incurred only if there was objective evidence of impairment as a result of one or more events that occurred after the initial recognition of the asset (a 'loss event') and that loss event (or events) had an impact on the estimated future cash flows of the financial asset or group of financial assets that could be reliably estimated. In the case of equity investments classified as available-for-sale, a significant or prolonged decline in the fair value of the security below its cost was considered an indicator that the assets are impaired.

Assets carried at amortised cost

For loans and receivables category, the amount of the loss is measured as the difference between the asset's carrying amount and the present value of estimated future cash flows (excluding future credit losses that have not been incurred) discounted at the financial asset's original effective interest rate. The carrying amount of the asset is reduced and the amount of the loss is recognised in profit and loss. If a loan has a variable interest rate, the discount rate for measuring any impairment loss is the current effective interest rate determined under the contract. As a practical expedient, the Group may measure impairment on the basis of an instrument's fair value using an observable market price.

2 主要會計政策概要 (續)

2.12 投資及其他金融資產 (續)

(e) 應用至二零一七年十二月三十一日止之會計政策 (續)

(iii) 減值

本集團於各報告期末評估是否存在客觀證據證明某一金融資產或某一金融資產組合出現減值。只有存在客觀證據證明於首次確認資產後發生一宗或多宗事件導致出現減值(「虧損事件」)，而該宗(或該等)虧損事件對該項或該組金融資產之估計未來現金流量構成的影響可以合理估計，則有關的金融資產或金融資產組合會出現減值及產生減值虧損。就分類為可供出售之股本投資而言，證券之公平值大幅或長期低於其成本被視為資產出現減值之跡象。

以攤銷成本列賬之資產

就貸款及應收款項而言，虧損金額乃根據資產賬面值與按金融資產原實際利率貼現而估計未來現金流量(不包括仍未產生的未來信用虧損)之現值兩者之差額計量。資產賬面值予以削減，而虧損金額則在損益確認。如貸款有浮動利率，計量任何減值虧損之貼現率為按合同釐定之現時實際利率。在實際應用中，本集團可利用可觀察的市場價格，按工具之公平值計量減值。

2 SUMMARY OF SIGNIFICANT ACCOUNTING POLICIES (CONTINUED)

2.12 Investments and other financial assets (Continued)

(e) Accounting policies applied until 31 December 2017 (Continued)

(iii) Impairment (Continued)

Assets carried at amortised cost (Continued)

If, in a subsequent period, the amount of the impairment loss decreases and the decrease can be related objectively to an event occurring after the impairment was recognised (such as an improvement in the debtor's credit rating), the reversal of the previously recognised impairment loss is recognised in profit or loss.

Assets classified as available-for-sale

The Group assesses at the end of each reporting period whether there is objective evidence that a financial asset or a group of financial assets is impaired. In the case of equity investments classified as available-for-sale, if there is objective evidence that an impairment loss has been incurred on an unquoted equity instrument that is not carried at fair value because its fair value cannot be reliably measured, the amount of the impairment loss is measured as the difference between the carrying amount of the financial asset and the present value of estimated future cash flows discounted at the current market rate of return for a similar financial asset. Such impairment losses shall be recognised in profit or loss and not be reversed.

2 主要會計政策概要 (續)

2.12 投資及其他金融資產 (續)

(e) 應用至二零一七年十二月三十一日止之會計政策 (續)

(iii) 減值 (續)

以攤銷成本列賬之資產 (續)

如在後繼期間，減值虧損之數額減少，而此減少可客觀地聯繫至確認減值後發生之事件(例如債務人之信用評級有所改善)，則之前已確認的減值虧損可在損益中撥回。

分類為可供出售之資產

本集團於各報告期末評估一項金融資產或一組金融資產有否減值之客觀證據。就分類為可供出售之股本投資而言，如存在客觀證據證明一項並非按公平值列賬之無報價股本工具由於其公平值不能可靠地計量而產生減值虧損，則減值虧損金額乃根據金融資產之賬面值與估計未來現金流量之現值(按類似金融資產當時之市場回報率貼現)之間的差額計量。該等減值虧損應於損益中確認，且不予以撥回。

2 SUMMARY OF SIGNIFICANT ACCOUNTING POLICIES (CONTINUED)

2.13 Offsetting financial instruments

Financial assets and liabilities are offset and the net amount reported in the consolidated balance sheet where the Group currently has a legally enforceable right to offset the recognised amounts, and there is an intention to settle on a net basis or realise the asset and settle the liability simultaneously. The Group has also entered into arrangements that do not meet the criteria for offsetting but still allow for the related amounts to be set off in certain circumstances, such as bankruptcy or the termination of a contract.

2.14 Derivative financial instruments

Derivatives are initially recognised at fair value on the date a derivative contract is entered into and are subsequently measured at their fair value. The method of recognising the resulting gain or loss depends on whether the derivative is designed as a hedging instrument, and if so, the nature of item being hedged. Derivative instruments held by the Group do not qualify for hedge accounting and are accounted for at fair value through profit or loss. Changes in fair value of these derivative instruments that do not qualify for hedge accounting are recognised immediately in the consolidated income statement.

2.15 Inventories

Inventories are stated at the lower of cost and net realisable value. Cost is determined using the weighted average method. The cost of finished goods and work-in-progress comprises materials, direct labour, other direct costs and related production overheads (based on normal operating capacity). It excludes borrowing costs. Net realisable value is the estimated selling price in the ordinary course of business, less applicable variable selling expenses.

2 主要會計政策概要 (續)

2.13 抵銷金融工具

倘本集團當時具有合法執行權利抵銷已確認金額，並有意以淨額基準結算或同時變現資產及清償負債時，則金融資產與負債互相抵銷，並於合併資產負債表呈報淨額。本集團亦已訂立多項不符合抵銷條件但在某些情況(例如破產或終止合約)下仍可抵銷相關金額之安排。

2.14 衍生金融工具

衍生工具初步按訂立衍生工具合約當日之公平值確認，其後按公平值計量。確認所得盈虧的方法取決於衍生工具是否指定為對沖工具；倘若如是，則取決於被對沖項目之性質。本集團所持有之衍生工具並不符合資格使用對沖會計法，並按公平值入賬及列入損益。不符合資格使用對沖會計法之衍生工具之公平值如有變動，會即時於合併利潤表確認。

2.15 存貨

存貨按成本及可變現淨值兩者之較低者列賬。成本採用加權平均法釐定。製成品及在製品之成本包括材料、直接勞工、其他直接成本及根據一般營運能力計算之相關生產固定開支，惟不包括借貸成本。可變現淨值指日常業務之估計售價減去適用可變銷售開支。

2 SUMMARY OF SIGNIFICANT ACCOUNTING POLICIES (CONTINUED)

2.16 Trade and other receivables

Trade receivables are amounts due from customers for merchandise sold or services performed in the ordinary course of business. If collection of trade and other receivables is expected in one year or less (or in the normal operating cycle of the business if longer), they are classified as current assets. If not, they are presented as non-current assets.

Trade receivables are recognised initially at the amount of consideration that is unconditional unless they contain significant financing components, when they are recognised at fair value. The Company holds the trade receivables with the objective to collect the contractual cash flows and therefore measures them subsequently at amortised cost using the effective interest method.

2.17 Cash and cash equivalents

For the purpose of presentation in the statement of cash flows, cash and cash equivalents includes cash on hand, deposits held at call with financial institutions, other short-term, highly liquid investments with original maturities of three months or less that are readily convertible to known amounts of cash and which are subject to an insignificant risk of changes in value, and bank overdrafts. Bank overdrafts are shown within borrowings in current liabilities in the consolidated balance sheet.

2.18 Share capital

Ordinary shares are classified as equity.

Incremental costs directly attributable to the issue of new shares or options are shown in equity as a deduction, net of tax, from the proceeds.

2 主要會計政策概要 (續)

2.16 貿易及其他應收賬款

貿易應收賬款為在日常經營活動中就商品銷售或服務執行而應收客戶之款項。如預期於一年或以內(或仍在正常經營週期中,則可延長)收回貿易及其他應收賬款,則該等賬款分類為流動資產;否則,該等賬款呈列為非流動資產。

貿易應收賬款初步按無條件代價之金額確認,除非其包含重大融資部份,則按公平值確認。本公司持有貿易應收賬款之目標是收取合約現金流量,故其後使用實際利率按攤銷成本計量。

2.17 現金及現金等值項目

就呈列現金流量表而言,現金及現金等值項目包括手頭現金、金融機構通知存款、原訂到期日為三個月或以下且可隨時兌換為已知金額現金及價值變動風險不大之其他短期、高流通投資,及銀行透支。銀行透支於合併資產負債表內流動負債中之借貸內呈列。

2.18 股本

普通股分類為股權。

發行新股或購股權直接相關之新增成本,於股權中列作所得款項之扣減(扣除稅項)。

2 SUMMARY OF SIGNIFICANT ACCOUNTING POLICIES (CONTINUED)

2.19 Treasury shares

Where the Company repurchase its equity share capital (treasury shares), the consideration paid, including any directly attributable incremental costs (net of income taxes) is deducted from equity attributable to owners of the Company until the shares are cancelled or reissued.

2.20 Trade payables

Trade payables are obligations to pay for goods or services that have been acquired in the ordinary course of business from suppliers. Accounts payable are classified as current liabilities if payment is due within one year or less (or in the normal operating cycle of the business if longer). If not, they are presented as non-current liabilities.

Trade payables are recognised initially at fair value and subsequently measured at amortised cost using the effective interest method.

2.21 Borrowings

Borrowings are recognised initially at fair value, net of transaction costs incurred. Borrowings are subsequently stated at amortised cost; any difference between the proceeds (net of transaction costs) and the redemption value is recognised in the consolidated income statement over the period of the borrowings using the effective interest method.

Borrowings are classified as current liabilities unless the Group has an unconditional right to defer settlement of the liability for at least 12 months after the end of the reporting period.

2 主要會計政策概要 (續)

2.19 庫存股份

倘本公司購回其權益股本(庫存股份)，則已支付代價(包括任何直接相關之新增成本(除所得稅淨額))從本公司權益持有者應佔股權中扣除，直至股份被註銷或重新發行為止。

2.20 貿易應付賬款

貿易應付賬款為在日常經營活動中向供應商購買商品或服務而應支付的義務。如付款於在一年或以內(或仍在正常經營週期中，則可延長)到期，則應付賬款分類為流動負債；否則，該等賬款呈列為非流動負債。

貿易應付賬款初步按公平值確認，其後以實際利率法按攤銷成本計量。

2.21 借貸

借貸扣除所產生之交易成本後初步按公平值確認，其後按攤銷成本列賬；所得款項(扣除交易成本)與贖回價值間之任何差額於借貸期間使用實際利率法於合併利潤表確認。

借貸會分類為流動負債，除非本集團有無條件權利將清償負債之期限遞延至報告期末後最少十二個月則作別論。

2 SUMMARY OF SIGNIFICANT ACCOUNTING POLICIES (CONTINUED)

2.22 Borrowing costs

General and specific borrowing costs directly attributable to the acquisition, construction or production of qualifying assets, which are assets that necessarily take a substantial period of time to get ready for their intended use or sale, are added to the cost of those assets, until such time as the assets are substantially ready for their intended use or sale.

Investment income earned on the temporary investment of specific borrowings pending their expenditure on qualifying assets is deducted from the borrowing costs eligible for capitalisation.

All other borrowing costs are recognised in profit or loss in the period in which they are incurred.

2.23 Current and deferred income tax

The tax expense for the period comprises current and deferred tax. Tax is recognised in the consolidated income statement, except to the extent that it relates to items recognised in other comprehensive income or directly in equity. In this case the tax is also recognised in other comprehensive income or directly in equity, respectively.

(a) Current income tax

The current income tax charge is calculated on the basis of the tax laws enacted or substantively enacted at the end of reporting period in the countries where the Company and its subsidiaries operate and generate taxable income. Management periodically evaluates positions taken in tax returns with respect to situations in which applicable tax regulation is subject to interpretation. It establishes provisions where appropriate on the basis of amounts expected to be paid to the tax authorities.

2 主要會計政策概要 (續)

2.22 借貸成本

直接歸屬於收購、興建或生產合資格資產(即需一段長時間方可準備作其擬定用途或出售之資產)之一般及特定借貸成本計入該等資產之成本內，直至有關資產大致準備作其擬定用途或出售之時為止。

特定借貸在支銷於合資格資產前作臨時投資所賺取之投資收入，從合資格資本化之借貸成本中扣除。

所有其他借貸成本於產生期間在損益確認。

2.23 即期及遞延所得稅

期內稅項支出包括即期及遞延稅項。稅項在合併利潤表內確認，但與在其他綜合收益中或直接在股權中確認的項目有關者則除外。在此情況下，稅項亦分別在其他綜合收益或直接在股權中確認。

(a) 即期所得稅

即期所得稅費用按報告期末在本公司及其附屬公司經營及產生應課稅收入之國家已實施或實質實施之稅務法律計算。管理層就適用稅務法規詮釋所規限之情況定期評估報稅表之狀況，並在適當情況下按預期將向稅務機關支付之款項作出撥備。

2 SUMMARY OF SIGNIFICANT ACCOUNTING POLICIES (CONTINUED)

2.23 Current and deferred income tax (Continued)

(b) Deferred income tax

Inside basis differences

Deferred income tax is recognised, using the liability method, on temporary differences arising between the tax bases of assets and liabilities and their carrying amounts in the consolidated financial statements. However, deferred tax liabilities are not recognised if they arise from the initial recognition of goodwill, the deferred income tax is not accounted for if it arises from initial recognition of an asset or liability in a transaction other than a business combination that at the time of the transaction affects neither accounting nor taxable profit or loss. Deferred income tax is determined using tax rates (and laws) that have been enacted or substantively enacted by the balance sheet date and are expected to apply when the related deferred income tax asset is realised or the deferred income tax liability is settled.

Deferred income tax assets are recognised only to the extent that it is probable that future taxable profit will be available against which the temporary differences can be utilised.

Outside basis differences

Deferred income tax liabilities are provided on taxable temporary differences arising from investments in subsidiaries and joint arrangements, except for deferred income tax liability where the timing of the reversal of the temporary difference is controlled by the Group and it is probable that the temporary difference will not reverse in the foreseeable future. Generally the Group is unable to control the reversal of the temporary difference for associates. Only when there is an agreement in place that gives the Group the ability to control the reversal of the temporary difference in the foreseeable future, deferred tax liability in relation to taxable temporary differences arising from the associate's undistributed profits is not recognised.

2 主要會計政策概要(續)

2.23 即期及遞延所得稅(續)

(b) 遞延所得稅

內部基準差異

公司使用負債法按資產與負債之稅基與其於合併財務報表之賬面值間之暫時差額確認遞延所得稅。然而，倘遞延稅項負債因首次確認商譽而產生則不予以確認；倘遞延所得稅因首次確認一項交易(企業合併除外)之資產或負債而產生，而在交易時並不影響會計及應課稅溢利或虧損，則遞延所得稅不會入賬。遞延所得稅按結算日前已實施或實質實施且預期將於相關遞延所得稅資產變現或遞延所得稅負債清償時適用之稅率(及法例)釐定。

倘可能有未來應課稅溢利可供抵銷暫時差額，則會確認遞延所得稅資產。

外部基準差異

於附屬公司及合營公司之投資產生之應課稅暫時差額會作出遞延所得稅負債撥備，惟倘屬本集團可控制撥回暫時差額之時間且該暫時差額可能不會在可見將來撥回之遞延所得稅負債則除外。一般而言，本集團無法就聯營公司控制撥回暫時差額。只有在訂立協議使本集團有能力於可見將來控制暫時差額之撥回時，與該聯營公司之未分派溢利產生之應課稅暫時差額有關之遞延稅項負債才不予以確認。

2 SUMMARY OF SIGNIFICANT ACCOUNTING POLICIES (CONTINUED)

2.23 Current and deferred income tax (Continued)

(b) *Deferred income tax (Continued)*

Outside basis differences (Continued)

Deferred income tax assets are recognised on deductible temporary differences arising from investments in subsidiaries, associates and joint arrangements only to the extent that it is probable the temporary difference will reverse in the future and there is sufficient taxable profit available against which the temporary difference can be utilised.

(c) *Offsetting*

Deferred income tax assets and liabilities are offset when there is a legally enforceable right to offset current tax assets against current tax liabilities and when the deferred income tax assets and liabilities relate to income taxes levied by the same taxation authority on either the taxable entity or different taxable entities where there is an intention to settle the balances on a net basis.

2.24 Employee benefits

(a) *Short-term obligations*

Liabilities for wages and salaries, including non-monetary benefits and accumulating sick leave that are expected to be settled wholly within 12 months after the end of the period in which the employees render the related service are recognised in respect of employees' services up to the end of the reporting period and are measured at the amounts expected to be paid when the liabilities are settled. The liabilities are presented as current employee benefit obligations in the balance sheet.

2 主要會計政策概要 (續)

2.23 即期及遞延所得稅 (續)

(b) *遞延所得稅 (續)*

外部基準差異 (續)

遞延所得稅資產就投資於附屬公司、聯營公司及合營安排產生之可扣稅暫時差額而確認，惟僅以日後將有可能撥回暫時差額及可能有足夠的應課稅溢利可供用以抵銷暫時差額為限。

(c) *抵銷*

倘有合法執行權利以即期稅項資產抵銷即期稅項負債，以及當遞延所得稅資產和負債涉及由同一稅務機關就應課稅實體或有意以淨額基準結算結餘之不同應課稅實體徵收所得稅，遞延所得稅資產與負債則互相抵銷。

2.24 僱員福利

(a) *短期責任*

預期將於僱員提供相關服務之期間結束後12個月內全數清償之工資及薪金(包括非貨幣利益及累計病假)負債，就截至報告期末止之僱員服務而確認，並按預期於清償負債時將支付之款項計量。該等負債於資產負債表內呈列為即期僱員福利責任。

2 SUMMARY OF SIGNIFICANT ACCOUNTING POLICIES (CONTINUED)

2.24 Employee benefits (Continued)

(b) Post-employment obligations

The Group operates various post-employment schemes, including both defined benefit and defined contribution pension plans.

Pension obligation

A defined contribution plan is a pension plan under which the Group pays fixed contributions into a separate entity. The Group has no legal or constructive obligations to pay further contributions if the fund does not hold sufficient assets to pay all employees the benefits relating to employee service in the current and prior periods. A defined benefit plan is a pension plan that is not a defined contribution plan.

Typically defined benefit plans define an amount of pension benefit that an employee will receive on retirement, usually dependent on one or more factors such as age, years of service and compensation.

The liability recognised in the balance sheet in respect of defined benefit pension plans is the present value of the defined benefit obligation at the end of the reporting period less the fair value of plan assets. The defined benefit obligation is calculated annually by independent actuaries using the projected unit credit method. The present value of the defined benefit obligation is determined by discounting the estimated future cash outflows using interest rates of high-quality corporate bonds that are denominated in the currency in which the benefits will be paid, and that have terms to maturity approximating to the terms of the related pension obligation. In countries where there is no deep market in such bonds, the market rates on government bonds are used.

2 主要會計政策概要 (續)

2.24 僱員福利 (續)

(b) 退休責任

本集團設有多個退休計劃，包括界定福利及界定供款退休金計劃。

退休金責任

界定供款計劃是一項本集團向一個獨立實體支付定額供款之退休金計劃。若該基金並無持有足夠資產向所有僱員就其在當期及以往期間之僱員服務支付福利，則本集團亦無法定或推定責任支付額外供款。界定福利計劃乃退休金計劃，並非界定供款計劃。

一般而言，界定福利計劃確定僱員在退休時可收取之退休福利金額，一般會視乎年齡、服務年資及薪酬補償等一個或多個因素而定。

在資產負債表內就有關界定福利退休金計劃而確認之負債，為報告期末界定福利承擔之現值減計劃資產之公平值。界定福利承擔每年由獨立精算師利用預計單位貸記法計算。界定福利承擔之現值利用將用以支付福利之貨幣為單位計值且到期日與有關退休金責任年期相近之高質素公司債券之利率，將估計未來現金流出額貼現計算。在該等債券並無活躍市場之國家，乃採用政府債券之市場利率。

2 SUMMARY OF SIGNIFICANT ACCOUNTING POLICIES (CONTINUED)

2.24 Employee benefits (Continued)

(b) Post-employment obligations (Continued)

Pension obligation (Continued)

The current service cost of the defined benefit plan, recognised in the income statement in employee benefit expense, except where included in the cost of an asset, reflects the increase in the defined benefit obligation results from employee service in the current year, benefit changes, curtailments and settlements.

Past-service costs are recognised immediately in the income statement. Changes in the present value of the defined benefit obligation resulting from plan amendments or curtailments are recognised immediately in profit or loss as past service costs.

The net interest cost is calculated by applying the discount rate to the net balance of the defined benefit obligation and the fair value of plan assets. This cost is included in employee benefit expense in the profit or loss.

Remeasurement gains and losses arising from experience adjustments and changes in actuarial assumptions are charged or credited to equity in other comprehensive income in the period in which they arise.

For defined contribution plans, the Group pays contributions to publicly or privately administered pension insurance plans on a mandatory, contractual or voluntary basis. The Group has no further payment obligations once the contributions have been paid. The contributions are recognised as employee benefit expense when they are due. Prepaid contributions are recognised as an asset to the extent that a cash refund or a reduction in the future payments is available.

2 主要會計政策概要 (續)

2.24 僱員福利 (續)

(b) 退休責任 (續)

退休金責任 (續)

除計入資產成本者外，於利潤表項下之僱員福利開支確認之界定福利計劃當期服務成本，乃反映本年度僱員服務產生之界定福利承擔增加、福利變動、縮減及結算。

過往服務成本即時於利潤表予以確認。因修改或縮減福利計劃而造成之界定福利承擔現值變動，乃即時於損益內確認為過往服務成本。

淨利息成本採用界定福利承擔之結餘淨額之貼現率及計劃資產之公平值計算。此項成本乃計入損益之僱員福利開支內。

由經驗調整所產生之重新計量盈虧及精算假設之變動，於產生之期間自其他綜合收益中之股權中扣除或計入。

就界定供款計劃而言，本集團以強制性、合約性或自願性方式向公開或私人管理之退休保險計劃供款。本集團作出供款後，即無進一步付款責任。供款在應付時確認為僱員福利開支。預付供款按照現金退款或可扣減未來付款而確認為資產。

2 SUMMARY OF SIGNIFICANT ACCOUNTING POLICIES (CONTINUED)

2.24 Employee benefits (Continued)

(c) Share-based compensation

The Group operates an equity-settled, share-based compensation plan, under which the entity receives services from employees as consideration for equity instruments (options) of the Group. The fair value of the employee services received in exchange for the grant of the options is recognised as an expense. The total amount to be expensed is determined by reference to the fair value of the options granted:

- including any market performance conditions;
- excluding the impact of any service and non-market performance vesting conditions; and
- including the impact of any non-vesting conditions.

Non-market vesting conditions are included in assumptions about the number of options that are expected to vest. The total expense is recognised over the vesting period, which is the period over which all of the specified vesting conditions are to be satisfied. At the end of each reporting period, the Group revises its estimates of the number of options that are expected to vest. It recognises the impact of the revision of original estimates, if any, in the income statement, with a corresponding adjustment to equity.

The cash received for the shares issued when the options are exercised is credited to share capital (nominal value) and share premium, net of any directly attributable transaction costs.

2 主要會計政策概要 (續)

2.24 僱員福利 (續)

(c) 以股份為基礎之補償

本集團設有一項以權益結算、以股份為基礎之補償計劃。據此，實體收取來自僱員之服務作為本集團股本工具(購股權)之代價。僱員就獲授購股權而提供之服務之公平值確認為開支。支銷之總金額參照獲授購股權之公平值釐定：

- 包括任何市場表現條件；
- 不包括任何服務及非市場表現歸屬條件之影響；及
- 包括任何非歸屬條件之影響。

非市場歸屬條件包括在預期歸屬之購股權數目假設內。開支總額在歸屬期內確認，即所有特定歸屬條件得到符合的期間。於各報告期末，本集團修訂其對預期歸屬之購股權數目之估計。本集團在利潤表確認對修訂原本估計(如有)之影響，並對股權作出相應調整。

在購股權獲行使時，所收取已發行股份之現金扣除任何直接應佔交易成本後，乃撥入股本(面值)及股份溢價。

2 SUMMARY OF SIGNIFICANT ACCOUNTING POLICIES (CONTINUED)

2.25 Provisions

Provisions are recognised when the Group has a present legal or constructive obligation as a result of past events; it is probable that an outflow of resources will be required to settle the obligation; and the amount has been reliably estimated. Provisions are not recognised for future operating losses.

Where there are a number of similar obligations, the likelihood that an outflow will be required in settlement is determined by considering the class of obligations as a whole. A provision is recognised even if the likelihood of an outflow with respect to any one item included in the same class of obligations may be small.

Provisions are measured at the present value of the expenditures expected to be required to settle the obligation using a pre-tax rate that reflects current market assessments of the time value of money and the risks specific to the obligation. The increase in the provision due to passage of time is recognised as interest expense.

The Group records warranty provision at the time of sale for the estimated costs that will be incurred under its basic limited warranty. The specific warranty terms and conditions vary depending upon the product and the country in which it was sold, but generally includes technical support, repair parts and labour associated with warranty repair and service actions. The period ranges from one to three years. The Group re-evaluates its estimates at the end of each reporting period to assess the adequacy of its recorded warranty liabilities and adjusts the amounts as necessary.

2 主要會計政策概要 (續)

2.25 撥備

當本集團因過往事件須承擔現有法律或推定責任，而解除責任時有可能消耗資源，在能夠可靠地估計責任金額時，須確認撥備。不會因日後經營虧損而確認撥備。

倘有多項同類責任時，會考慮整體責任類別以決定於解除責任時是否需要消耗資源。即使同類責任內任何一個項目消耗資源之可能性不大，仍須確認撥備。

撥備按預期解除責任所涉及開支之現值計量，所使用之稅前利率可反映目前市場對貨幣時間價值及責任特定風險之評估。因時間流逝而令撥備增加會確認為利息支出。

於銷售時，本集團就基本有限度保用將產生之估計成本記錄保用撥備。特定保用條款及條件會因產品及銷售產品國家不同而存有差異，但一般包括技術支援、修理零件以及與保用維修及服務活動有關之勞工，期限介乎一至三年不等。本集團會於各報告期末重估其估計，以確定已記錄保用負債是否充足，並於必要時調整金額。

2 SUMMARY OF SIGNIFICANT ACCOUNTING POLICIES (CONTINUED)

2.26 Revenue recognition

(a) Sales of goods

Revenue is recognised when control of the products transferred, being when the products are delivered to the customers. Delivery occurs when the products have been shipped to the specific location, the risks of obsolescence and loss have been transferred to the customers, and either the customers have accepted the products in accordance with the sales contract, the acceptance provisions have lapsed, or the Group has objective evidence that all criteria for acceptance have been satisfied.

Customers obtain control when the goods are delivered. Invoices are generated and revenue is recognised at that point in time.

(b) Commission income

Commission income is recognised when the Group satisfied the performance obligation in accordance with the substance of relevant agreements. Invoices are generated and revenue is recognised at that point in time.

(c) Service fee income

Revenue is recognised over time as those services are provided.

(d) Ticketing and touring income

Revenue from tour and travel services and other travel related services are recognised over time as those services are provided. Revenue from the sales of tickets are recognised when the tickets are delivered. Invoices are generated and revenue is recognised at that point in time.

(e) Interest income

Interest income is recognised using the effective interest method.

(f) Dividend income

Dividend income is recognised when the right to receive payment is established.

2 主要會計政策概要 (續)

2.26 收益確認

(a) 銷售貨物

收益乃於產品之控制權轉移至客戶之時(即產品交付予客戶之時)確認。當產品已付運至指定地點、滯銷及虧損風險已轉移至客戶,以及客戶已根據銷售合約驗收產品、驗收條款已失效,或本集團有客觀證據證明所有驗收條件已經達成時,即發生交付。

客戶於獲交付產品時取得控制權。本集團在此時間點開具發票及確認收益。

(b) 佣金收益

佣金收益於本集團已根據有關協議之內容履行責任時確認。本集團在此時間點開具發票及確認收益。

(c) 服務費收益

收益乃隨著提供該等服務之時間轉移而確認。

(d) 票務及旅遊收益

組團及旅遊服務以及其他旅遊相關服務之收益乃隨著提供該等服務之時間轉移而確認。銷售機票之收益於交付機票時確認。本集團在此時間點開具發票及確認收益。

(e) 利息收入

利息收入採用實際利率法予以確認。

(f) 股息收入

股息收入在確定收取股息之權利時予以確認。

2 SUMMARY OF SIGNIFICANT ACCOUNTING POLICIES (CONTINUED)

2.27 Earnings per share

(a) Basic earnings per share

Basic earnings per share is calculated by dividing the profit attributable to owners of the company, excluding any costs of servicing equity other than ordinary shares, by the weighted average number of ordinary shares outstanding during the financial year, adjusted for bonus elements in ordinary shares issued during the year and excluding treasury shares.

(b) Diluted earning per share

Diluted earnings per share adjusts the figures used in the determination of basic earnings per share to take into account the after income tax effect of interest and other financing costs associated with dilutive potential ordinary shares, and the weighted average number of additional ordinary shares that would have been outstanding assuming the conversion of all dilutive potential ordinary shares.

2.28 Leases

(a) Operating lease

Leases in which a significant portion of the risks and rewards of ownership are retained by the lessor are classified as operating leases. Payments made under operating leases (net of any incentives received from the lessor) are charged to the income statement on a straight-line basis over the period of the lease.

2 主要會計政策概要 (續)

2.27 每股盈利

(a) 每股基本盈利

每股基本盈利乃按本公司權益持有者應佔溢利，於扣除償還股權（普通股除外）任何成本後，除以該財政年度內已發行普通股加權平均數計算，並就年內所發行之普通股（但不包括庫存股份）中之紅股部份作出調整。

(b) 每股攤薄盈利

每股攤薄盈利調整用於釐定每股盈利之數字，以計及與潛在攤薄普通股有關之利息及其他融資成本於扣除所得稅後之影響，以及假設潛在攤薄普通股獲轉換時將發行在外之額外普通股之加權平均數。

2.28 租賃

(a) 經營租賃

凡擁有權之絕大部分風險及回報由出租人保留之租賃，均列作經營租賃。根據經營租賃（扣除出租人給予之任何優惠）作出之付款於租賃期內以直線法於利潤表扣除。

2 SUMMARY OF SIGNIFICANT ACCOUNTING POLICIES (CONTINUED)

2.28 Leases (Continued)

(b) Finance lease

Leases of assets where the Group has substantially all the risks and rewards of ownership are classified as finance leases. Finance leases are capitalised at the lease's commencement at the lower of the fair value of the leased asset and the present value of the minimum lease payments. Each lease payment is allocated between the liability and finance charges so as to achieve a constant rate on the finance balance outstanding. The corresponding rental obligations, net of finance charges, are included in other short-term and other long-term payables. The interest element of the finance cost is charged to the income statement over the lease period so as to produce a constant periodic rate of interest on the remaining balance of the liability for each period. The property, plant and equipment acquired under finance leases is depreciated over the shorter of the useful life of the asset and the lease term.

2.29 Financial guarantees

Financial guarantee contracts are contracts that required the Group to make specified payments to reimburse the holder for a loss it incurs because a specified debtor fails to make payments when due, in accordance with the terms of a debt instruments. Provisions are recognised when it is probable that the Group has obligations under such guarantees and an outflow of economic resources will be required to settle the obligations.

2.30 Dividend distribution

Provision is made for the amount of any dividend declared, being appropriately authorised and no longer at the discretion of the entity, on or before the end of the reporting period but not distributed at the end of the reporting period.

2 主要會計政策概要 (續)

2.28 租賃 (續)

(b) 融資租賃

由本集團承擔及獲取所有權大部分風險及回報之資產租賃均為融資租賃。融資租賃在租賃開始時按租賃資產之公平值與最低租賃付款現值之較低者撥充資本。每期租金均分攤為負債及融資費用，並藉此制定未償還融資餘額之穩定利率。相應租金責任（扣除融資費用）計入其他短期及其他長期應付賬款。融資成本之利息部分會在有關租賃期內於利潤表扣除，並藉此制定各期間負債餘額之穩定定期利率。根據融資租賃購置之物業、廠房及設備按資產之可用年期與租賃期兩者之較短者折舊。

2.29 財務擔保

財務擔保合約乃規定本集團須於特定債務人未能按照債務工具之條款支付到期款項而令持有人蒙受損失時，向持有人支付特定款項作為彌償之合約。當本集團有可能根據該等擔保承擔責任並將就清償有關責任而導致經濟資源流出時，則須確認撥備。

2.30 股息分派

就於報告期末或之前已宣派，但於報告期末尚未分派之任何股息（即已獲適當授權及不再由該實體決定者）之金額作出撥備。

3 FINANCIAL RISK MANAGEMENT

3.1 Financial risk factors

The Group's activities expose it to a variety of financial risks: market risk (including foreign exchange risk, fair value and cash flow interest rate risk), credit risk and liquidity risk. The Group's overall risk management programme focuses on the unpredictability of financial markets and seeks to minimise potential adverse effects on the Group's financial performance. The Group uses derivative financial instruments to hedge its risk exposures on changes in foreign currency exchange rates and interest rates where necessary.

(a) *Market risk*

(i) *Foreign exchange risk*

As most of the Group's sales in the trading segment are conducted in the same currency as the corresponding purchase transactions, and foreign exchange contracts are used to hedge exposures where necessary, the monetary assets and liabilities of the Group were substantially hedged against each other and therefore, no significant foreign exchange risk exposure is identified. Sales in the manufacturing segment are mainly denominated in United States dollar ("USD") and Hong Kong dollar ("HK\$") and therefore, no significant foreign exchange risk exposure is identified on these sales transactions. As the Group's manufacturing base is located in the PRC, certain purchases and expenses are denominated in Renminbi ("RMB"). The Group has entered into foreign exchange contracts to hedge part of the exposure arising from RMB.

3 財務風險管理

3.1 財務風險因素

本集團之業務承受多種財務風險：市場風險（包括外匯風險、公平值及現金流量利率風險）、信貸風險及流動資金風險。本集團之整體風險管理政策集中關注難以預測之金融市場，並致力減低對本集團財務表現造成之潛在不利影響。本集團於必要時使用衍生金融工具對沖其外幣匯率及利率變動之風險。

(a) *市場風險*

(i) *外匯風險*

由於本集團貿易分部多數採用同一貨幣進行銷售及相應採購交易，並於必要時訂立外匯合約對沖風險，本集團之貨幣資產及負債大部分相互對沖，故並無識別重大外匯風險。製造分部之銷售主要以美元（「美元」）及港幣（「港幣」）計值，故並無識別有關該等銷售交易之重大外匯風險。由於本集團之製造基地位於中國，故若干採購及開支乃以人民幣（「人民幣」）計值。本集團已訂立外匯合約以對沖部份由人民幣產生之風險。

3 FINANCIAL RISK MANAGEMENT (CONTINUED)

3.1 Financial risk factors (Continued)

(a) Market risk (Continued)

(i) Foreign exchange risk (Continued)

At 31 December 2018, if the RMB had strengthened/weakened by 5% (2017: 5%) against the HK\$, with all the other variables held constant, profit for the year would have been HK\$644,000 (2017: HK\$5,784,000) higher/lower mainly as a result of the net foreign exchange gain/(loss) on RMB denominated bank balances, bank borrowings, trade receivables, contract assets, trade payables and contract liabilities excluding the impact of the foreign exchange contracts.

(ii) Interest rate risk

Except for the cash and time deposits held at banks, the Group has no significant interest-bearing assets. The Group's income and operating cash flows are substantially independent of changes in market interest rates.

The Group's interest rate risk arises from borrowings. The Group is exposed to cash flow interest rate risk in relation to variable-rate bank borrowings (Note 31). At 31 December 2018, if interest rates on borrowings had been 25 basis points (2017: 25 basis points) higher/lower with all other variables held constant, profit for the year would have been HK\$2,191,000 (2017: HK\$1,778,000) lower/higher, mainly as a result of higher/lower interest expense on floating rate borrowings.

3 財務風險管理 (續)

3.1 財務風險因素 (續)

(a) 市場風險 (續)

(i) 外匯風險 (續)

於二零一八年十二月三十一日，倘人民幣兌港幣升值／貶值5% (二零一七年：5%)，所有其他變數維持不變，則本年度溢利將增加／減少港幣644,000元 (二零一七年：港幣5,784,000元)，主要由於以人民幣計值之銀行結餘、銀行借貸、貿易應收賬款、合約資產、貿易應付賬款及合約負債之匯兌收益／(虧損)淨額 (不包括外匯合約之影響)所致。

(ii) 利率風險

除存放於銀行之現金及定期存款外，本集團並無重大計息資產。本集團之收入及經營現金流量基本上不受市場利率變動影響。

本集團之利率風險來自借貸。本集團承受浮息銀行借貸相關之現金流量利率風險 (附註31)。於二零一八年十二月三十一日，倘借貸利率增加／減少25個基點 (二零一七年：25個基點)，而所有其他變數維持不變，則本年度溢利將會減少／增加港幣2,191,000元 (二零一七年：港幣1,778,000元)，主要因浮息借貸之利息支出增加／減少所致。

3 FINANCIAL RISK MANAGEMENT (CONTINUED)

3.1 Financial risk factors (Continued)

(b) Credit risk

The credit risk of the Group mainly arises from trade and other receivables, deposits, deposits with banks. The carrying amounts of these balances represent the Group's maximum exposure to credit risk in relation to these financial assets.

(i) Risk management

In order to minimise the credit risk, the management has implemented internal control procedures for determination of credit limits, credit approvals and other monitoring procedures to ensure that follow-up action is taken to recover overdue debts. In addition, the Group reviews the recoverable amount of each individual trade receivables at each balance sheet date to ensure that adequate allowance on impairment losses are made for irrecoverable amounts. Credit risk is managed by a credit evaluation process which includes assessment and evaluation of existing and potential customers.

The Group was not aware of any credit risk on other receivables and deposits as their counterparties are corporations with proven credit history. Majority of these financial assets are neither past due nor impaired with no history of default.

As at 31 December 2018, 45% (2017: 35%) of the Group's total trade receivables and contract assets comprises receivables from the top five customers

All bank balances are deposited in reputable financial institutions without significant credit risk. Management does not expect any losses from non-performance by these banks.

3 財務風險管理 (續)

3.1 財務風險因素 (續)

(b) 信貸風險

本集團之信貸風險主要來自貿易及其他應收賬款、按金、銀行存款。此等結餘之賬面值代表本集團就此等金融資產所承擔之最高信貸風險。

(i) 風險管理

為盡量減低信貸風險，管理層已就釐定信貸額及信貸批核實行內部監控程序及其他監察程序，以確保採取跟進措施收回逾期債項。此外，本集團於各結算日檢討各項貿易應收賬款之可收回金額，以確保就無法收回款項作出足夠減值虧損撥備。信貸風險透過信貸評估程序管理，其中包括評價及評估現有及潛在客戶。

由於本集團之交易對手為具有良好信貸紀錄之企業，故本集團並不知悉任何涉及其他應收款項及存款之信貸風險。此等金融資產大部份即未逾期亦未減值及並無拖欠還款記錄。

於二零一八年十二月三十一日，本集團之貿易應收賬款總額之45% (二零一七年：35%) 包括五大客戶之應收賬款及合約資產。

所有銀行結餘均存放於信譽良好之金融機構，並無重大信貸風險。管理層預期不會因該等銀行未能履行責任而蒙受任何虧損。

3 FINANCIAL RISK MANAGEMENT (CONTINUED)

3.1 Financial risk factors (Continued)

(b) Credit risk (Continued)

(ii) Impairment of financial assets

The Group's trade receivables and contract assets are subject to the expected credit loss model.

Trade receivables and contract assets

The Group applies the HKFRS 9 simplified approach to measuring expected credit losses which uses a lifetime expected loss allowance for all trade receivables and contract assets.

To measure the expected credit losses, trade receivables and contract assets have been grouped based on shared credit risk characteristics and the days past due. The contract assets have substantially the same risk characteristics as the trade receivables for the same types of contracts. The Group has therefore concluded that the expected loss rates for trade receivables are a reasonable approximation of the loss rates for the contract assets.

The expected loss rates are based on the payment profiles of sales over a period of 24 month before 31 December 2018 or 1 January 2018 respectively and the corresponding historical credit losses experienced within this period. The historical credit losses rates are adjusted to reflect current and forward-looking information on macroeconomic factors affecting the ability of the customers to settle the receivables and contract assets. The Group has identified the China/US trade disputes affecting the countries in which it sells its goods and services to be the most relevant factor, and accordingly adjusts the historical loss rates based on expected changes in these factors.

3 財務風險管理 (續)

3.1 財務風險因素 (續)

(b) 信貸風險 (續)

(ii) 金融資產之減值

本集團之貿易應收賬款及合約資產乃屬於預期信貸虧損模式。

貿易應收賬款及合約資產

本集團就計量預期信貸虧損應用香港財務報告準則第9號之簡化方式，即為所有貿易應收賬款及合約資產使用整個年期之預期虧損撥備。

為計量預期信貸虧損，貿易應收賬款及合約資產已基於所估信貸風險特性及逾期日數分組。合約資產之風險特徵與同類合約之貿易應收賬款大致相同。因此，本集團已確定，貿易應收賬款之預期虧損率與合約資產之虧損率合理地相若。

預期虧損率乃根據於二零一八年十二月三十一日或二零一八年一月一日前24個月期間內分別之銷售付款情況及此期間內所經歷相應過往信貸虧損計算得出。過往信貸虧損率予以調整，以反映有關影響客戶清償應收款項及合約資產能力之宏觀因素之當前及前瞻性資料。本集團已確定，影響其銷售貨品及服務所在國家之中美貿易糾紛為最相關因素，並因而根據此等因素之預期變動調整過往虧損率。

3 FINANCIAL RISK MANAGEMENT (CONTINUED)

3.1 Financial risk factors (Continued)

(b) Credit risk (Continued)

(ii) Impairment of financial assets (Continued)

On that basis, the loss allowance for trade receivables as at 31 December 2018 and 1 January 2018 (on adoption of HKFRS 9) was determined as follows:

| | Overdue by 0 – 30 days Current 即期 | Overdue by 31 – 60 days 逾期31至 60天 | Overdue by 61 – 90 days 逾期61至 90天 | Overdue over 90 days 逾期超過 90天 | Total 總計 |
|--|---|---|---|---|-------------|
|--|---|---|---|---|-------------|

31 December 2018

二零一八年十二月三十一日

Weighted average expected loss rate

加權平均預期虧損率 0.2918% 0.6513% 1.2656% 3.5563% 34.6442%

Gross carrying amount –
trade receivables

賬面總額 – 貿易應收賬款 1,275,351 119,599 69,451 20,021 46,458 1,530,880

Loss allowance 虧損撥備 3,722 779 879 712 16,095 22,187

| | Overdue by 0 – 30 days Current 即期 | Overdue by 31 – 60 days 逾期31至 60天 | Overdue by 61 – 90 days 逾期61至 90天 | Overdue over 90 days 逾期超過 90天 | Total 總計 |
|--|---|---|---|---|-------------|
|--|---|---|---|---|-------------|

1 January 2018

二零一八年一月一日

Weighted average expected loss rate

加權平均預期虧損率 0.2930% 0.6971% 1.4900% 3.0648% 35.4032%

Gross carrying amount –
trade receivables

賬面總額 – 貿易應收賬款 1,140,210 126,089 44,698 36,413 44,092 1,391,502

Loss allowance 虧損撥備 3,341 879 666 1,116 15,610 21,612

3 財務風險管理 (續)

3.1 財務風險因素 (續)

(b) 信貸風險 (續)

(ii) 金融資產之減值 (續)

按此基準，於二零一八年十二月三十一日及二零一八年一月一日 (採納香港財務報告準則第9號後) 貿易應收賬款之虧損撥備釐定如下：

3 FINANCIAL RISK MANAGEMENT (CONTINUED)

3.1 Financial risk factors (Continued)

(b) Credit risk (Continued)

(ii) Impairment of financial assets (Continued)

Trade receivables are written off when there is no reasonable expectation of recovery. Indicators that there is no reasonable expectation of recovery include, amongst others, the failure of a debtor to engage in a repayment plan with the Group.

Impairment losses on trade receivables and contract assets are presented as net impairment losses within operating profit. Subsequent recoveries of amounts previously written off are credited against the same line item.

While cash and cash equivalents are also subject to the impairment requirements of HKFRS 9, the identified impairment loss was immaterial.

Previous accounting policy for impairment of trade receivables

In the prior year, the impairment of trade receivables was assessed based on the incurred loss model. Individual receivables which were known to be uncollectible were written off by reducing the carrying amount directly. The other receivables were assessed collectively to determine whether there was objective evidence that an impairment had been incurred but not yet been identified. For these receivables the estimated impairment losses were recognised in a separate provision for impairment. The Group considered that there was evidence of impairment if any of the following indicators were present:

3 財務風險管理 (續)

3.1 財務風險因素 (續)

(b) 信貸風險 (續)

(ii) 金融資產之減值 (續)

貿易應收賬款於並無合理收回期望下予以撇銷。並無合理收回期望之跡象包括 (其中包括) 債務人無法與本集團達成還款計劃。

貿易應收賬款及合約資產之減值虧損呈列為經營溢利內之減值虧損淨額。其後收回先前已撇銷之金額抵銷同一項目。

儘管現金及現金等值項目亦須符合香港財務報告準則第9號之減值要求，但已確定之減值虧損並不重大。

過往有關貿易應收賬款之減值之會計政策

於上年度，貿易應收賬款之減值乃根據已產生虧損模式評估。已知不可收回之個別應收款項透過直接扣減賬面值予以撇銷。其他應收款項則集體評估，以釐定是否有客觀證據顯示已產生減值，但尚未被識別。就此等應收款項而言，估計減值虧損於獨立的減值撥備中確認。本集團認為，如出現以下任何跡象，即表示有減值證據：

3 FINANCIAL RISK MANAGEMENT (CONTINUED)

3.1 Financial risk factors (Continued)

(b) Credit risk (Continued)

(ii) Impairment of financial assets (Continued)

- significant financial difficulties of the debtor
- probability that the debtor will enter bankruptcy or financial reorganisation, and
- default or late payments.

Receivables for which an impairment provision was recognised were written off against the provision when there was no expectation of recovering additional cash.

Other financial assets

Other financial assets include other receivables considered to have low credit risk when they have a low risk of default and the issuer has a strong capacity to meet its contractual cash flow obligations in the near term.

3 財務風險管理 (續)

3.1 財務風險因素 (續)

(b) 信貸風險 (續)

(ii) 金融資產之減值 (續)

- 債務人出現重大財政困難
- 債務人可能破產或進行財務重組；及
- 拖欠或遞延付款。

如無收回更多現金之期望，則已確認減值撥備之應收回款與撥備撇銷。

其他金融資產

其他金融資產包括因違約風險低且發行人被視為相當有能力於短期內履行其合約現金流量責任而被視為信貸風險低之其他應收款項。

3 FINANCIAL RISK MANAGEMENT (CONTINUED)

3.1 Financial risk factors (Continued)

(c) Liquidity risk

To manage the liquidity risk, the Group monitors and maintains a level of cash and cash equivalents deemed adequate by the management to finance the Group's operations and mitigate the effects of fluctuations in cash flows. The management monitors the utilisation of bank borrowings and ensures compliance with loan covenants.

Currently, the Group finances its working capital requirements through a combination of funds generated from operations and bank borrowings. As at 31 December 2018, the Group has available unutilised banking facilities of approximately HK\$1,602,827,000 (2017: HK\$1,449,454,000).

The following table details the Group's remaining contractual maturity for its financial liabilities. For non-derivative financial liabilities, the table has been drawn up based on the contractual undiscounted cash flows of financial liabilities based on the earliest date on which the Group is required to pay. The table includes both interest and principal cash flows.

3 財務風險管理 (續)

3.1 財務風險因素 (續)

(c) 流動資金風險

為管理流動資金風險，本集團監察及維持管理層視為足以應付本集團業務所需之現金及現金等值項目，並減低現金流量波動影響。管理層監察銀行借貸之運用，確保遵守貸款契諾。

現時，本集團通過業務及銀行借貸所得的資金來滿足其營運資金需求。於二零一八年十二月三十一日，本集團之未提取銀行融資額度約為港幣1,602,827,000元（二零一七年：港幣1,449,454,000元）。

下表詳列本集團之餘下金融負債合約到期日。就非衍生金融負債而言，下表乃按照本集團可能被要求還款之最早日期，以金融負債之合約非貼現現金流量顯示。下表已載列利息及本金現金流量。

3 FINANCIAL RISK MANAGEMENT (CONTINUED)**3.1 Financial risk factors (Continued)**(c) *Liquidity risk (Continued)***3 財務風險管理 (續)****3.1 財務風險因素 (續)**(c) *流動資金風險 (續)*

| | Within 1 year 一年內 HK\$'000 港幣千元 | 1-2 years 一至兩年 HK\$'000 港幣千元 | 2-5 years 兩至五年 HK\$'000 港幣千元 | Total 總計 HK\$'000 港幣千元 |
|--|---|--|--|---------------------------------|
| At 31 December 2018 於二零一八年十二月三十一日 | | | | |
| Trade, bills and other payables 貿易應付賬款、應付票據及其他應付賬款 | 882,224 | - | - | 882,224 |
| Bank borrowings (including interest) 銀行借貸 (包括利息) | 899,940 | - | - | 899,940 |
| Obligations under finance leases (including interest) 融資租賃承擔 (包括利息) | 37 | 37 | 14 | 88 |
| | 1,782,201 | 37 | 14 | 1,782,252 |

| | | | | |
|--|-----------|----|----|-----------|
| At 31 December 2017 於二零一七年十二月三十一日 | | | | |
| Trade, bills and other payables 貿易應付賬款、應付票據及其他應付賬款 | 1,085,855 | - | - | 1,085,855 |
| Bank borrowings (including interest) 銀行借貸 (包括利息) | 724,774 | - | - | 724,774 |
| Obligations under finance leases (including interest) 融資租賃承擔 (包括利息) | 34 | 34 | 48 | 116 |
| Net settled derivative financial instruments 以淨額結算之衍生金融工具 | 667 | - | - | 667 |
| | 1,811,330 | 34 | 48 | 1,811,412 |

3 FINANCIAL RISK MANAGEMENT (CONTINUED)

3.2 Capital risk management

The Group's objectives when managing capital are to safeguard its ability to continue as a going concern in order to provide returns for the Company's shareholders and benefits for other stakeholders and to maintain an optimal capital structure to reduce the cost of capital.

In order to maintain or adjust the capital structure, the Group may adjust the amount of dividends paid to shareholders, return capital to shareholders, issue new shares or sell assets to reduce debt.

The Group monitors capital on the basis of the net gearing ratio. This ratio is calculated as net debt divided by total equity. Net debt is calculated as total borrowings (including current and non-current borrowings as shown in the consolidated balance sheet) less short-term time deposits and cash and bank balances.

The net gearing ratio at year end is as follows:

| | 2018 二零一八年 HK\$'000 港幣千元 | 2017 二零一七年 HK\$'000 港幣千元 |
|--|-----------------------------------|-----------------------------------|
| Total borrowings (Note 31 and 32) 借貸總額 (附註31及32) | 876,391 | 711,190 |
| Less: bank balances and cash (Note 27) 減：銀行結餘及現金 (附註27) | 319,950 | 615,057 |
| Net debt 債務淨額 | 556,441 | 96,133 |
| Total equity 股權總額 | 1,672,165 | 1,679,394 |
| Gearing ratio 資本負債比率 | 33.3% | 5.7% |

Under the terms of the major borrowing facilities, the Group is required to comply with the financial covenants that the gearing ratio must be not more than 1.0 times.

The Group has complied with these covenants throughout the reporting period.

3 財務風險管理 (續)

3.2 資本風險管理

本集團管理資本之目標為保障本集團能繼續按持續經營基準經營，為本公司股東提供回報及為其他持份者提供利益，以及維持最佳資本架構以減低資金成本。

為維持或調整資本結構，本集團可能會調整派付予股東之股息、向股東歸還資本、發行新股或出售資產減債。

本集團以淨資本負債比率基準監控資本。淨資本負債比率按債務淨額除以股權總額計算。債務淨額按借貸總額 (包括合併資產負債表所列之流動及非流動借貸) 扣除短期定期存款及現金及銀行結餘後得出。

年終之淨資本負債比率如下：

| | 2018 二零一八年 HK\$'000 港幣千元 | 2017 二零一七年 HK\$'000 港幣千元 |
|--|-----------------------------------|-----------------------------------|
| Total borrowings (Note 31 and 32) 借貸總額 (附註31及32) | 876,391 | 711,190 |
| Less: bank balances and cash (Note 27) 減：銀行結餘及現金 (附註27) | 319,950 | 615,057 |
| Net debt 債務淨額 | 556,441 | 96,133 |
| Total equity 股權總額 | 1,672,165 | 1,679,394 |
| Gearing ratio 資本負債比率 | 33.3% | 5.7% |

根據主要借貸融資之條款，本集團須遵守資本負債比率不得超過1.0倍之財務契諾。

本集團於報告期內全期遵守此等契諾。

3 FINANCIAL RISK MANAGEMENT (CONTINUED)

3.3 Fair value estimation

The carrying value of all financial assets less impairment provision are assumed to approximate their fair values. The fair value of financial liabilities for disclosure purposes is estimated by discounting the future contractual cash flows at the current market interest rate that is available to the Group for similar financial instruments.

The financial instruments measured at fair value are disclosed by the following measurement hierarchy:

- Quoted prices (unadjusted) in active markets for identical assets or liabilities (level 1).
- Inputs other than quoted prices included within level 1 that are observable for the asset or liability, either directly (that is, as prices) or indirectly (that is, derived from prices) (level 2).
- Inputs for the asset or liability that are not based on observable market data (that is, unobservable inputs) (level 3).

At the end of the reporting period, listed investment classified as financial assets at fair value through profit or loss (“FVPL”), derivative financial instruments (Note 26) and unlisted investment classified as financial assets at fair value through other comprehensive income (“FVOCI”) (Note 23) that are measured at fair value are classified under level 1, level 2 and level 3 respectively.

There were no transfers between levels 1, 2 and 3 during the year.

3 財務風險管理 (續)

3.3 公平值估計

所有金融資產之賬面值扣除減值撥備得出之金額假設與其公平值相若。為作披露用途，金融負債公平值按本集團就類似金融工具所得之當前市場利率將日後約定現金流量貼現而估計。

按公平值計量之金融工具按下列計量架構披露：

- 相同資產或負債在活躍市場之報價 (未經調整) (第1層)。
- 除了第1層所包括之報價外，該資產或負債之可觀察輸入，可為直接 (即例如價格) 或間接 (即源自價格) (第2層)。
- 資產或負債並非依據可觀察市場數據之輸入 (即非可觀察輸入) (第3層)。

於報告期末，按公平值計量之分類為按公平值入賬及列入損益之金融資產 (「按公平值入賬及列入損益」) 之上市投資、衍生金融工具 (附註26) 及分類為按公平值入賬及列入其他綜合收益之金融資產 (「按公平值入賬及列入其他綜合收益」) 之非上市投資 (附註23) 分別被列入第1層、第2層及第3層。

第1層、第2層及第3層之間於本年度並無任何轉移。

3 FINANCIAL RISK MANAGEMENT (CONTINUED)

3.3 Fair value estimation (Continued)

(a) *Financial instruments in level 1*

The fair value of financial instruments traded in active markets is based on quoted market prices at the balance sheet date. A market is regarded as active if quoted prices are readily and regularly available from an exchange, dealer, broker, industry group, pricing service, or regulatory agency, and those prices represent actual and regularly occurring market transactions on an arm's length basis. The quoted market price used for financial assets held by the Group is the current bid price. These instruments are included in level 1.

(b) *Financial instruments in level 2*

The fair value of financial instruments that are not traded in an active market (for example, over-the-counter derivatives) is determined by using valuation techniques. These valuation techniques maximise the use of observable market data where it is available and rely as little as possible on entity specific estimates. If all significant inputs required to fair value an instrument are observable, the instrument is included in level 2.

All the resulting fair value estimates of the Group's forward foreign currency contracts are included in level 2.

3 財務風險管理 (續)

3.3 公平值估計 (續)

(a) *第1層金融工具*

在活躍市場買賣之金融工具之公平值乃以於結算日之市場報價列賬。如果報價可容易地及規律地從交易場所、經銷商、經紀人、產業集團、估價服務機構或監管機構中獲得，且這些報價是在真實、公平的市場交易之基礎上定期呈現，則有關市場乃被視為活躍。本集團所持金融資產使用之市場報價為現行出價。該等工具計入第1層。

(b) *第2層金融工具*

並非於活躍市場買賣之金融工具 (例如場外衍生工具) 之公平值乃使用估值方法釐定。該等估值方法盡量利用可得之可觀察市場數據，並盡量減少依賴實體特定估計。如對一項工具進行公平估值所需之重大輸入全部屬可觀察，則工具計入第2層。

本集團遠期外幣合約之公平值估計結果全部計入第2層。

3 FINANCIAL RISK MANAGEMENT (CONTINUED)

3.3 Fair value estimation (Continued)

(c) Financial instruments in level 3

If one or more of the significant inputs is not based on observable market data, the instrument is included in level 3.

Specific valuation techniques used to value financial instruments include:

- Quoted market prices or dealer quotes for similar instruments.
- The fair value of forward foreign exchange contracts is determined using forward exchange rates at the balance sheet date, with the resulting value discounted back to present value.
- Other techniques, such as discounted cash flow analysis, are used to determine fair value for the remaining financial instruments.

All the resulting fair value estimates of the Group's unlisted investment are included in level 3.

There were no other changes in valuation techniques during the year.

4 CRITICAL ACCOUNTING ESTIMATES AND JUDGEMENTS

Estimates and judgements are continually evaluated and are based on historical experience and other factors, including expectations of future events that are believed to be reasonable under the circumstances.

The Group makes estimates and assumptions concerning the future. The resulting accounting estimates will, by definition, seldom equal the related actual results. The estimates and assumptions that have a significant risk of causing a material adjustment to the carrying amounts of assets and liabilities within the next financial year are discussed below.

3 財務風險管理 (續)

3.3 公平值估計 (續)

(c) 第3層金融工具

如一項或以上重大輸入並無以可觀察市場數據為基礎，則工具計入第3層。

對金融工具估值時採用之特定估值方法包括：

- 類似工具之市場報價或交易商報價。
- 利用於結算日之遠期匯率釐定之遠期外匯合約公平值，並將估值結果貼現至其現值。
- 其他方法(例如貼現現金流量分析)會於釐定其餘金融工具公平值時採用。

本集團非上市投資之公平值估計結果全部計入第3層。

估值方法於本年度內並無其他變動。

4 重大會計估計及判斷

估計及判斷根據過往經驗及其他因素(包括有關情況下相信為合理之未來事件預期)持續評估。

本集團作出有關未來之估計及假設，因定義使然，有關會計估計明顯絕少與相關實際結果相同。下文論述涉及導致對下一個財政年度之資產及負債賬面值作出重大調整之重大風險之估計及假設。

4 CRITICAL ACCOUNTING ESTIMATES AND JUDGEMENTS (CONTINUED)

(a) Impairment of financial assets

The loss allowances for financial assets are based on assumptions about risk of default and expected loss rates. The Group uses judgement in making these assumptions and selecting the inputs to the impairment calculation, based on the Group's past history, existing market conditions as well as forward looking estimates at the end of each reporting period. Details of the key assumptions and inputs used are disclosed in Note 3.1(b)(ii).

(b) Allowances for inventories

The management of the Group reviews an ageing analysis at the end of the reporting period, and makes allowances for obsolete and slow-moving inventory items identified that are no longer suitable for sales. The management estimates the net realisable value for such finished goods based primarily on the latest invoice prices and current market conditions. The Group carries out an inventory review on a product-by-product basis at the end of the reporting period and makes allowance for obsolete items.

(c) Income tax

The Group is subject to income taxes in numerous jurisdictions. Significant judgement is required in determining the provision for income taxes. There are many transactions and calculations for which the ultimate tax determination is uncertain during the ordinary course of business. Where the final tax outcome is different from the amounts that were initially recorded, such differences will impact the income tax and deferred tax provisions in the period in which such determination is made.

Recognition of deferred tax assets, which principally relates to tax losses, depends on the management's expectation of future taxable profit that will be available against which the tax losses can be utilised. The outcome of their actual utilisation may be different.

4 重大會計估計及判斷 (續)

(a) 金融資產之減值

金融資產之虧損撥備乃基於違約風險及預期虧損率之假設而計提。本集團在作出此等假設及選擇計算減值之輸入時，乃根據其過往紀錄、當時市場狀況及於各報告期末之前瞻性估計作出判斷。有關主要假設及輸入之詳情於附註3.1(b)(ii)披露。

(b) 存貨撥備

本集團管理層於報告期末審閱賬齡分析，並就確定為不再適合銷售之陳舊及滯銷存貨項目作出撥備。管理層主要根據最近期發票價格及當前市況而估計該等製成品之可變現淨值。本集團於報告期末就每種產品進行存貨審閱及對陳舊項目作出撥備。

(c) 所得稅

本集團需要在多個司法權區繳納所得稅。在釐定所得稅撥備時，需要作出重大判斷。在日常營運中，有許多交易和計算所涉及的最終稅務釐定都是不確定的。如最終稅務後果與最初記錄的金額不同，此等差額將影響作出此等釐定期間的所得稅和遞延稅項撥備。

遞延稅項資產的確認主要涉及稅項虧損，並取決於管理層對可用於抵銷可動用稅項虧損之日後須課稅溢利之預期。該等實際利用的結果或有差異。

5 REVENUE

Revenue represents the amounts received and receivable for goods sold and services provided by the Group to external customers, net of returns, allowances, discounts and sales related taxes. Revenue recognised during the year is analysed as follows:

| | 2018 二零一八年 HK\$'000 港幣千元 | 2017 二零一七年 HK\$'000 港幣千元 |
|--------------------------------------|-----------------------------------|-----------------------------------|
| Sales of goods 銷售貨物 | 5,218,103 | 4,862,823 |
| Commission income 佣金收益 | 34,617 | 15,263 |
| Service fee income 服務費收益 | 41,759 | 48,920 |
| Ticketing and touring income 票務及旅遊收益 | 1,365 | 869 |
| Others 其他 | 567 | 431 |
| | 5,296,411 | 4,928,306 |

6 SEGMENT INFORMATION

The Chief Operation Decision-Maker (“CODM”) has been identified as directors of the Company. The CODM reviews the Group’s internal reporting in order to assess performance and allocate resources. It determined the operating segments based on these reports. The Group is currently organised into two operating segments – trading and manufacturing. These segments are the basis on which the Group reports its principal activities information.

| | |
|---------------|--|
| Trading | – trading and distribution of chemicals, materials and equipment used in the manufacturing of printed circuit boards and electronic products |
| Manufacturing | – manufacturing of electrical and electronic products |

5 收益

收益指本集團向外界客戶銷售貨物及提供服務而收取及應收取之款項(扣除退貨、撥備、折扣及銷售相關稅項)。年內已確認收益之分析如下：

| | 2018 二零一八年 HK\$'000 港幣千元 | 2017 二零一七年 HK\$'000 港幣千元 |
|--------------------------------------|-----------------------------------|-----------------------------------|
| Sales of goods 銷售貨物 | 5,218,103 | 4,862,823 |
| Commission income 佣金收益 | 34,617 | 15,263 |
| Service fee income 服務費收益 | 41,759 | 48,920 |
| Ticketing and touring income 票務及旅遊收益 | 1,365 | 869 |
| Others 其他 | 567 | 431 |
| | 5,296,411 | 4,928,306 |

6 分部資料

主要營運決策者(「主要營運決策者」)獲確認為本公司董事。主要營運決策者審閱本集團之內部報告，以評估表現及分配資源。該等報告是釐定經營分部之依據。本集團現時分為兩個經營分部—貿易及製造。本集團之主要業務資料報告均以此等分部為基礎。

| | |
|----|-----------------------------------|
| 貿易 | – 製造印刷電路板及電子產品所使用之化學品、物料及設備之貿易及經銷 |
| 製造 | – 電器及電子產品之製造 |

6 SEGMENT INFORMATION (CONTINUED)

The segment information for the year ended 31 December 2018 is as follows:

6 分部資料 (續)

截至二零一八年十二月三十一日止年度之分部資料如下：

| | Trading 貿易 HK\$'000 港幣千元 | Manufacturing 製造 HK\$'000 港幣千元 | Others 其他 HK\$'000 港幣千元 | Eliminations 抵銷 HK\$'000 港幣千元 | Consolidated 綜合 HK\$'000 港幣千元 |
|---|-----------------------------------|---|----------------------------------|--|--|
| Revenue 收益 | | | | | |
| External sales 外部銷售額 | 2,167,399 | 3,097,186 | 31,826 | – | 5,296,411 |
| Inter-segment sales 分部內銷售額 | 313,996 | 3,235 | 15,331 | (332,562) | – |
| Total 總額 | 2,481,395 | 3,100,421 | 47,157 | (332,562) | 5,296,411 |
| Timing of revenue recognition 確認收益之時間 | | | | | |
| At a point of time 於某一個時間點 | 2,433,030 | 3,100,421 | 43,811 | (322,610) | 5,254,652 |
| Over time 隨時間轉移 | 48,365 | – | 3,346 | (9,952) | 41,759 |
| | 2,481,395 | 3,100,421 | 47,157 | (332,562) | 5,296,411 |
| Results 業績 | | | | | |
| Segment results 分部業績 | 106,989 | 46,977 | (17,435) | (297) | 136,234 |
| Finance income 融資收入 | 2,930 | 439 | 8 | – | 3,377 |
| Finance costs 融資成本 | (4,037) | (16,095) | (121) | – | (20,253) |
| | 105,882 | 31,321 | (17,548) | (297) | 119,358 |
| Share of profit of a joint venture 所佔一間合營公司之溢利 | | | | | |
| | | | | | 1,627 |
| Profit before income tax 除所得稅前溢利 | | | | | |
| | | | | | 120,985 |
| Income tax expense 所得稅支出 | | | | | |
| | | | | | (32,820) |
| Profit for the year 本年度溢利 | | | | | |
| | | | | | 88,165 |

6 SEGMENT INFORMATION (CONTINUED)

The segment information for the year ended 31 December 2017 is as follows:

6 分部資料 (續)

截至二零一七年十二月三十一日止年度之分部資料如下：

| | Trading 貿易 HK\$'000 港幣千元 | Manufacturing 製造 HK\$'000 港幣千元 | Others 其他 HK\$'000 港幣千元 | Eliminations 抵銷 HK\$'000 港幣千元 | Consolidated 綜合 HK\$'000 港幣千元 |
|---|-----------------------------------|---|----------------------------------|--|--|
| Revenue 收益 | | | | | |
| External sales 外部銷售額 | 2,039,642 | 2,855,547 | 33,117 | – | 4,928,306 |
| Inter-segment sales 分部內銷售額 | 192,029 | 3,153 | 16,293 | (211,475) | – |
| Total 總額 | 2,231,671 | 2,858,700 | 49,410 | (211,475) | 4,928,306 |
| Timing of revenue recognition 確認收益之時間 | | | | | |
| At a point of time 於某一個時間點 | 2,174,881 | 2,858,700 | 47,128 | (201,323) | 4,879,386 |
| Over time 隨時間轉移 | 56,790 | – | 2,282 | (10,152) | 48,920 |
| | 2,231,671 | 2,858,700 | 49,410 | (211,475) | 4,928,306 |
| Results 業績 | | | | | |
| Segment results 分部業績 | 81,319 | 99,892 | (21,850) | 191 | 159,552 |
| Finance income 融資收入 | 2,632 | 733 | 25 | – | 3,390 |
| Finance costs 融資成本 | (1,191) | (9,737) | – | – | (10,928) |
| | 82,760 | 90,888 | (21,825) | 191 | 152,014 |
| Share of profit of a joint venture 所佔一間合營公司之溢利 | | | | | 711 |
| Write-back of impairment of amount due from a joint venture 應收一間合營公司款項減值之撥回 | | | | | 305 |
| Profit before income tax 除所得稅前溢利 | | | | | 153,030 |
| Income tax expense 所得稅支出 | | | | | (39,182) |
| Profit for the year 本年度溢利 | | | | | 113,848 |

6 SEGMENT INFORMATION (CONTINUED)

The segment assets and liabilities as at 31 December 2018 are as follows:

6 分部資料 (續)

於二零一八年十二月三十一日之分部資產與負債如下：

| | Trading 貿易 HK\$'000 港幣千元 | Manufacturing 製造 HK\$'000 港幣千元 | Others 其他 HK\$'000 港幣千元 | Consolidated 綜合 HK\$'000 港幣千元 |
|--------------------------|-----------------------------------|---|----------------------------------|--|
| Assets 資產 | | | | |
| Segment assets 分部資產 | 1,187,174 | 2,208,501 | 140,233 | 3,535,908 |
| Liabilities 負債 | | | | |
| Segment liabilities 分部負債 | 547,479 | 1,279,367 | 36,897 | 1,863,743 |

The segment assets and liabilities as at 31 December 2017 are as follows:

於二零一七年十二月三十一日之分部資產與負債如下：

| | Trading 貿易 HK\$'000 港幣千元 | Manufacturing 製造 HK\$'000 港幣千元 | Others 其他 HK\$'000 港幣千元 | Consolidated 綜合 HK\$'000 港幣千元 |
|--------------------------|-----------------------------------|---|----------------------------------|--|
| Assets 資產 | | | | |
| Segment assets 分部資產 | 1,164,279 | 2,239,548 | 106,645 | 3,510,472 |
| Liabilities 負債 | | | | |
| Segment liabilities 分部負債 | 489,105 | 1,318,508 | 23,465 | 1,831,078 |

6 SEGMENT INFORMATION (CONTINUED)

An analysis of the Group's other segment information is as follows:

| | Trading 貿易 HK\$'000 港幣千元 | Manufacturing 製造 HK\$'000 港幣千元 | Others 其他 HK\$'000 港幣千元 | Consolidated 綜合 HK\$'000 港幣千元 |
|---|-----------------------------------|---|----------------------------------|--|
| For the year ended 31 December 2018 截至二零一八年十二月三十一日止年度 | | | | |
| Capital expenditure 資本開支 | 8,024 | 16,033 | 2,296 | 26,353 |
| Depreciation of property, plant and equipment 物業、廠房及設備折舊 | 13,104 | 33,354 | 4,757 | 51,215 |
| Amortisation of land use rights 土地使用權攤銷 | - | 361 | - | 361 |
| Amortisation of intangible assets 無形資產攤銷 | 97 | 2,522 | - | 2,619 |

For the year ended 31 December 2017

截至二零一七年十二月三十一日止年度

| | | | | |
|---|--------|--------|-------|--------|
| Capital expenditure 資本開支 | 14,881 | 12,197 | 651 | 27,729 |
| Depreciation of property, plant and equipment 物業、廠房及設備折舊 | 11,805 | 30,281 | 4,978 | 47,064 |
| Amortisation of land use rights 土地使用權攤銷 | - | 360 | - | 360 |
| Amortisation of intangible assets 無形資產攤銷 | 97 | 2,522 | - | 2,619 |

Analysis of the Group's revenue by geographical market is as follows:

本集團按地區市場劃分之收益分析如下：

| | 2018 二零一八年 HK\$'000 港幣千元 | 2017 二零一七年 HK\$'000 港幣千元 |
|--|-----------------------------------|-----------------------------------|
| North America 北美洲 | 1,204,769 | 929,427 |
| Europe 歐洲 | 1,141,988 | 1,032,457 |
| Hong Kong, Mainland China and Taiwan 香港、中國內地及台灣 | 2,672,024 | 2,665,634 |
| Others 其他 | 277,630 | 300,788 |
| | 5,296,411 | 4,928,306 |

The total non-current assets other than intangible assets and deferred tax assets located in Hong Kong, Mainland China and other countries are HK\$97,345,000 (2017: HK\$75,137,000), HK\$431,327,000 (2017: HK\$452,354,000) and HK\$58,064,000 (2017: HK\$71,435,000), respectively.

位於香港、中國內地及其他國家之非流動資產總值(不包括無形資產及遞延稅項資產)分別為港幣97,345,000元(二零一七年:港幣75,137,000元)、港幣431,327,000元(二零一七年:港幣452,354,000元)及港幣58,064,000元(二零一七年:港幣71,435,000元)。

7 OTHER GAINS

| | 2018 二零一八年 HK\$'000 港幣千元 | 2017 二零一七年 HK\$'000 港幣千元 |
|--|-----------------------------------|-----------------------------------|
| Dividends from FVOCI/AFS 來自按公平值入賬及列入其他綜合收益／ 可供出售之股息 | 1,059 | 931 |
| Government subsidies (Note) 政府補貼 (附註) | 8,841 | 6,140 |
| Fair value gains on equity investments at FVPL 按公平值入賬及列入損益之股本投資之公平值收益 | 73 | - |
| | 9,973 | 7,071 |

Note: It represents subsidies received from certain PRC local government authorities.

附註：這指獲若干中國地方政府機關發放之補貼。

8 OPERATING PROFIT

Operating profit is stated after charging/(crediting) the following:

8 經營溢利

經營溢利乃經扣除／(計入)下列各項後列賬：

| | 2018 二零一八年 HK\$'000 港幣千元 | 2017 二零一七年 HK\$'000 港幣千元 |
|---|-----------------------------------|-----------------------------------|
| Auditors' remuneration: 核數師酬金： | | |
| - Audit services 審核服務 | 3,327 | 2,709 |
| - Under-provision for prior year 過往年度撥備不足 | 100 | 31 |
| - Non-audit services 非審核服務 | 860 | 648 |
| Allowance for/(write-back) of obsolescence of inventories 陳舊存貨撥備／(撥備撥回) | 2,359 | (328) |
| Operating lease rentals in respect of land and buildings 土地及樓宇之經營租賃租金 | 28,245 | 27,153 |
| Net foreign exchange losses 匯兌虧損淨額 | 13,109 | 10,567 |
| Loss on disposal of property, plant and equipment 出售物業、廠房及設備之虧損 | 929 | 788 |
| Net fair value losses on derivative financial instruments 衍生金融工具之公平值虧損淨額 | 1,189 | 4,197 |

9 EMPLOYEE BENEFIT EXPENSES (INCLUDING DIRECTORS' EMOLUMENTS) **9 僱員福利開支(包括董事酬金)**

| | 2018 二零一八年 HK\$'000 港幣千元 | 2017 二零一七年 HK\$'000 港幣千元 |
|--|-----------------------------------|-----------------------------------|
| Salaries, wages, commission and allowances 薪金、工資、佣金及津貼 | 619,064 | 600,718 |
| Pension costs – contributions to defined contribution plans (Note (a)) 退休金成本—向界定供款計劃供款(附註(a)) | 9,803 | 9,749 |
| Pension costs – contribution to defined benefit plans (Note 33) 退休金成本—向界定福利計劃供款(附註33) | 325 | 336 |
| Social security costs 社會保障成本 | 46,136 | 42,314 |
| | 675,328 | 653,117 |

144

(a) Where there are employees who leave the defined contribution plans prior to vesting fully in the contributions, the contributions payable by the Group are reduced by the amount of forfeited contributions. There were no forfeited contributions utilised in this manner during the year (2017: Nil).

At the end of the reporting period, there are no significant forfeited contributions, which arose upon employees leaving the retirement schemes and which are available to reduce the contributions payable by the Group in future years.

The total employer's contribution to the above retirement schemes and other local arrangement charged to the consolidated income statement, net of forfeited contributions, amounted to approximately HK\$9,803,000 (2017: HK\$9,749,000).

(b) Five highest paid individuals

The five individuals whose emoluments were the highest in the Group for the year include four (2017: four) directors whose emoluments are reflected in the analysis shown in Note 10. The emoluments payable to the remaining one (2017: one) individual during the year are as follows:

(a) 倘僱員在供款全數歸屬前退出界定供款計劃，本集團應付供款會扣減被沒收供款。本年度並無以此方式動用之被沒收供款金額(二零一七年：無)。

於報告期末，概無因僱員退出退休計劃而產生可供扣減本集團於未來年度應付供款之重大被沒收供款。

僱主對上述退休計劃及其他當地安排之供款總額於合併利潤表內扣除，當中已減去被沒收供款約港幣9,803,000元(二零一七年：港幣9,749,000元)。

(b) 五名最高薪酬人士

於本年度本集團最高酬金之五名人士包括四名(二零一七年：四名)董事，彼等之酬金反映於附註10所示之分析內。年內應付予其餘一名(二零一七年：一名)人士之酬金如下：

9 EMPLOYEE BENEFIT EXPENSES (INCLUDING DIRECTORS' EMOLUMENTS) (CONTINUED)

(b) Five highest paid individuals (Continued)

| | 2018 二零一八年 HK\$'000 港幣千元 | 2017 二零一七年 HK\$'000 港幣千元 |
|---|-----------------------------------|-----------------------------------|
| Basic salaries, other allowances and benefits in kind 基本薪金、其他津貼及實物利益 | 2,223 | 2,149 |
| Bonuses 花紅 | 183 | 976 |
| Pension costs – defined contribution plans 退休金成本—界定供款計劃 | 110 | 106 |
| | 2,516 | 3,231 |

The emoluments fell within the following bands:

酬金介乎以下範圍：

| | Number of individuals 人數 | |
|--|-----------------------------|---------------|
| | 2018 二零一八年 | 2017 二零一七年 |
| Emolument bands 酬金範圍 | | |
| HK\$2,500,001 – HK\$3,000,000 港幣2,500,001元至港幣\$3,000,000元 | 1 | – |
| HK\$3,000,001 – HK\$3,500,000 港幣3,000,001元至港幣3,500,000元 | – | 1 |

10 BENEFITS AND INTERESTS OF DIRECTORS (DISCLOSURE REQUIRED BY SECTION 383 OF THE HONG KONG COMPANIES ORDINANCE (CAP. 622), COMPANIES (DISCLOSURE OF INFORMATION ABOUT BENEFITS OF DIRECTORS) REGULATION (CAP. 622G) AND HONG KONG LISTING RULES)

(a) Directors' and chief executive's emoluments

The remuneration of every director and the chief executive for the year ended 31 December 2018 is set out below:

Emoluments paid or receivable in respect of a person's services as a director, whether of the Company or its subsidiary undertaking:

10 董事利益及權益(根據香港《公司條例》(第622章)第383條、《公司(披露董事利益資料)規例》(第622G章)及香港上市規則之規定披露)

(a) 董事及主要行政人員之酬金

於截至二零一八年十二月三十一日止年度每名董事及主要行政人員之薪酬載列如下：

作為本公司或其附屬公司之董事而提供服務之人士已獲付或應收之酬金：

| | Fees 袍金 HK\$'000 港幣千元 | Salary 薪金 HK\$'000 港幣千元 | Discretionary bonuses (note) 酌情花紅 (附註) HK\$'000 港幣千元 | Allowances and benefits in kind 津貼及 實物利益 HK\$'000 港幣千元 | Employer's contribution to a retirement benefit scheme 退休 福利計劃之 僱主供款 HK\$'000 港幣千元 | Other emoluments paid or receivable in respect of director's other services in connection with the management of the affairs of the Company or its subsidiaries undertaking 就董事提供與管理 本公司或其附屬公司 之事務有關之 其他服務而 已獲付或應收之 其他酬金 HK\$'000 港幣千元 | Total 總計 HK\$'000 港幣千元 |
|--|--------------------------------|----------------------------------|---|---|--|--|---------------------------------|
| <u>Executive directors: 執行董事：</u> | | | | | | | |
| Senta Wong 王忠桐 | 184 | 9,138 | 1,806 | 996 | 423 | - | 12,547 |
| Edward Ying Chun Tsui 徐應春 | 184 | 5,331 | 1,361 | - | 266 | - | 7,142 |
| Byron Shu Chan Ho 何樹傑 | 184 | 4,872 | 1,323 | - | 243 | - | 6,622 |
| Bengie Man Hang Kwong 鄭敏恆 | 120 | 4,656 | 388 | - | 233 | - | 5,397 |
| Vinci Wong (note i) 王賢誌(附註i) | 120 | 1,055 | 88 | - | 18 | - | 1,281 |
| Victor Jui Shum Chang (note i) 張瑞榮(附註i) | 184 | 1,589 | 132 | - | 18 | - | 1,923 |
| <u>Non-executive directors: 非執行董事：</u> | | | | | | | |
| Hamed Hassan El-Abd (note ii) (附註ii) | 120 | - | - | - | - | 480 | 600 |
| Andrew Sheu, Hsu Hung Chieh 許宏傑 | 224 | 282 | - | - | - | - | 506 |
| <u>Independent non-executive directors: 獨立非執行董事：</u> | | | | | | | |
| Yip Wai Chun 葉維晉 | 120 | 60 | - | - | - | - | 180 |
| Leung Kam Fong (note iii) 梁錦芳(附註iii) | 120 | 60 | - | - | - | - | 180 |
| Philip Wan Chung Tse 謝宏中 | 120 | 60 | - | - | - | - | 180 |
| Arnold Hin Lin Tse (note v) 謝顯年(附註v) | 120 | - | - | - | - | - | 120 |
| Andrew Yiu Wing Lam (note vi) 林耀榮(附註vi) | 30 | 15 | - | - | - | - | 45 |
| | 1,830 | 27,118 | 5,098 | 996 | 1,201 | 480 | 36,723 |

10 BENEFITS AND INTERESTS OF DIRECTORS (DISCLOSURE REQUIRED BY SECTION 383 OF THE HONG KONG COMPANIES ORDINANCE (CAP. 622), COMPANIES (DISCLOSURE OF INFORMATION ABOUT BENEFITS OF DIRECTORS) REGULATION (CAP. 622G) AND HONG KONG LISTING RULES) (CONTINUED)

(a) Directors' and chief executive's emoluments

(Continued)

The remuneration of every director and the chief executive for the year ended 31 December 2017 is set out below:

Emoluments paid or receivable in respect of a person's services as a director, whether of the Company or its subsidiary undertaking:

| | Fees 袍金 HK\$'000 港幣千元 | Salary 薪金 HK\$'000 港幣千元 | Discretionary bonuses (note) 酌情花紅 (附註) HK\$'000 港幣千元 | Allowances and benefits in kind 津貼及 實物利益 HK\$'000 港幣千元 | Employer's contribution to a retirement benefit scheme 退休 福利計劃之 僱主供款 HK\$'000 港幣千元 | Other emoluments paid or receivable in respect of director's other services in connection with the management of the affairs of the Company or its subsidiaries undertaking 就董事提供與管理 本公司或其附屬公司之 事務有關之 其他服務而 已獲付或應收之 其他酬金 HK\$'000 港幣千元 | Total 總計 HK\$'000 港幣千元 |
|--|--------------------------------|----------------------------------|---|---|--|--|---------------------------------|
| <u>Executive directors: 執行董事:</u> | | | | | | | |
| Senta Wong 王忠桐 | 185 | 8,727 | 2,348 | 996 | 409 | - | 12,665 |
| Edward Ying Chun Tsui 徐應春 | 185 | 5,150 | 1,818 | - | 258 | - | 7,411 |
| Byron Shu Chan Ho 何樹燦 | 185 | 4,707 | 1,781 | - | 235 | - | 6,908 |
| Bengie Man Hang Kwong 鄭敏桓 | 120 | 4,499 | 1,974 | - | 225 | - | 6,818 |
| Vinci Wong (note i) 王賢誌(附註i) | 40 | 340 | 85 | - | 6 | - | 471 |
| Victor Jui Shum Chang (note i) 張瑞榮(附註i) | 105 | 512 | 128 | - | 6 | - | 751 |
| Hamed Hassan El-Abd (note ii) (附註ii) | 80 | 2,252 | - | 210 | 101 | - | 2,643 |
| <u>Non-executive directors: 非執行董事:</u> | | | | | | | |
| Hamed Hassan El-Abd (note ii) (附註ii) | 40 | - | - | - | - | 160 | 200 |
| Andrew Sheu, Hsu Hung Chieh 許宏傑 | 223 | 277 | - | - | - | - | 500 |
| Leung Kam Fong (note iii) 梁錦芳(附註iii) | 60 | - | - | - | - | - | 60 |
| <u>Independent non-executive directors: 獨立非執行董事:</u> | | | | | | | |
| Yip Wai Chun 葉維晉 | 120 | 60 | - | - | - | - | 180 |
| Leung Kam Fong (note iii) 梁錦芳(附註iii) | 60 | 30 | - | - | - | - | 90 |
| John Ho (note iv) 何約翰(附註iv) | 60 | 30 | - | - | - | - | 90 |
| Philip Wan Chung Tse 謝宏中 | 120 | 60 | - | - | - | - | 180 |
| Gene Howard Weiner (note iv) (附註iv) | 60 | - | - | - | - | - | 60 |
| Arnold Hin Lin Tse (note v) 謝顯年(附註v) | 60 | - | - | - | - | - | 60 |
| | 1,703 | 26,644 | 8,134 | 1,206 | 1,240 | 160 | 39,087 |

Note: Discretionary bonuses are determined based on performance.

10 董事利益及權益 (根據香港《公司條例》(第622章) 第383條、《公司(披露董事利益資料)規例》(第622G章) 及香港上市規則之規定披露) (續)

(a) 董事及主要行政人員之酬金 (續)

於截至二零一七年十二月三十一日止年度每名董事及主要行政人員之薪酬載列如下:

作為本公司或其附屬公司之董事而提供服務之人士已獲付或應收之酬金:

附註: 酌情花紅乃按表現釐定。

10 BENEFITS AND INTERESTS OF DIRECTORS (DISCLOSURE REQUIRED BY SECTION 383 OF THE HONG KONG COMPANIES ORDINANCE (CAP. 622), COMPANIES (DISCLOSURE OF INFORMATION ABOUT BENEFITS OF DIRECTORS) REGULATION (CAP. 622G) AND HONG KONG LISTING RULES) (CONTINUED)

10 董事利益及權益(根據香港《公司條例》(第622章)第383條、《公司(披露董事利益資料)規例》(第622G章)及香港上市規則之規定披露)(續)

(a) Directors' and chief executive's emoluments
(Continued)

(a) 董事及主要行政人員之酬金(續)

| Aggregate emoluments paid to or receivable by directors in respect of their services as directors, whether of the Company or its subsidiary undertaking 就董事於本公司或其附屬公司擔任董事職務而已獲付或應收之酬金總額 | | Aggregate emoluments paid to or receivable by directors in respect of their other services in connection with the management of the affairs of the Company or its subsidiary undertaking 就董事提供與管理本公司或其附屬公司之事務有關之其他服務而已獲付或應收之酬金總額 | | Total 總計 | Total 總計 |
|--|-----------------------------------|---|-----------------------------------|-----------------------------------|-----------------------------------|
| 2018 二零一八年 HK\$'000 港幣千元 | 2017 二零一七年 HK\$'000 港幣千元 | 2018 二零一八年 HK\$'000 港幣千元 | 2017 二零一七年 HK\$'000 港幣千元 | 2018 二零一八年 HK\$'000 港幣千元 | 2017 二零一七年 HK\$'000 港幣千元 |
| 1,830 | 1,703 | 34,893 | 37,384 | 36,723 | 39,087 |

None of the directors waived any emoluments during the years ended 31 December 2018 and 2017.

於截至二零一八年及二零一七年十二月三十一日止年度，概無董事放棄任何酬金。

(b) Directors' retirement benefits and termination benefits

None of the directors received or will receive any retirement benefits or termination benefits in respect of their services to the Company and its subsidiaries for the year (2017: Nil).

(b) 董事之退休福利及離職利益

年內，概無董事就其向本公司及其附屬公司提供服務而已收取或將收取任何退休福利或離職利益(二零一七年：無)。

(c) Consideration provided to third parties for making available directors' services

During the year, the Company did not pay any consideration to any third parties for making available directors' services to the Company (2017: Nil).

(c) 就獲提供董事服務而給予第三方之代價

年內，本公司並無就本公司獲提供董事服務而向任何第三方支付任何代價(二零一七年：無)。

10 BENEFITS AND INTERESTS OF DIRECTORS (DISCLOSURE REQUIRED BY SECTION 383 OF THE HONG KONG COMPANIES ORDINANCE (CAP. 622), COMPANIES (DISCLOSURE OF INFORMATION ABOUT BENEFITS OF DIRECTORS) REGULATION (CAP. 622G) AND HONG KONG LISTING RULES) (CONTINUED)

(d) Information about loans, quasi-loans and other dealings in favour of directors, controlled bodies corporate by and connected entities with such directors

There were no loans, quasi-loans and other dealings entered into by the Company or subsidiary undertaking of the Company, where applicable, in favour of the directors, or body corporate controlled by or entities connected with any of the directors at the end of the year or at any time during the year (2017: Nil).

(e) Directors' material interests in transactions, arrangements or contracts

No significant transactions, arrangements and contracts in relation to the Group's business to which the Company was a party and in which a director of the Company had a material interest, whether directly or indirectly, subsisted at the end of the year or at any time during the year.

Notes:

- (i) Appointed on 1 September 2017.
- (ii) Re-designated from an Executive Director to a Non-executive Director with effective from 1 September 2017.
- (iii) Re-designated from a Non-executive Director to an Independent Non-executive Director with effective from 1 July 2017.
- (iv) Retired on 1 July 2017.
- (v) Appointed on 1 July 2017.
- (vi) Appointed on 1 October 2018.

10 董事利益及權益(根據香港《公司條例》(第622章)第383條、《公司(披露董事利益資料)規例》(第622G章)及香港上市規則之規定披露)(續)

(d) 有關惠及董事、該等董事之受控制法人團體及關連實體之貸款、類似貸款及其他交易之資料

於年結日或年內任何時間，本公司或本公司之附屬公司(如適用)並無訂立惠及董事、受任何董事控制之法人團體或與任何董事有關連之實體之任何貸款、類似貸款及其他交易(二零一七年：無)。

(e) 董事於交易、安排或合約中之重大利益

於年結日或年內任何時間，本公司董事概無在本公司參與訂立與本集團業務有關之重大交易、安排及合約中直接或間接擁有任何重大利益。

附註：

- (i) 於二零一七年九月一日獲委任。
- (ii) 自二零一七年九月一日起由執行董事調任為非執行董事。
- (iii) 自二零一七年七月一日起由非執行董事調任為獨立非執行董事。
- (iv) 於二零一七年七月一日退任。
- (v) 於二零一七年七月一日獲委任。
- (vi) 於二零一八年十月一日獲委任。

11 FINANCE COSTS, NET**11 融資成本，淨額**

| | 2018 二零一八年 HK\$'000 港幣千元 | 2017 二零一七年 HK\$'000 港幣千元 |
|--|-----------------------------------|-----------------------------------|
| Interest income on: 利息收入： | | |
| – bank deposits 銀行存款 | 2,937 | 3,061 |
| – others 其他 | 440 | 329 |
| | 3,377 | 3,390 |
| Interest expense on: 利息支出： | | |
| – bank borrowings and overdrafts 銀行借貸及透支 | (20,252) | (10,927) |
| – finance leases 融資租賃 | (1) | (1) |
| | (20,253) | (10,928) |
| Finance costs – net 融資成本－淨額 | (16,876) | (7,538) |

12 INCOME TAX EXPENSE

12 所得稅支出

| | 2018 二零一八年 HK\$'000 港幣千元 | 2017 二零一七年 HK\$'000 港幣千元 |
|---|-----------------------------------|-----------------------------------|
| Current income tax 即期所得稅 | | |
| – Hong Kong profits tax 香港利得稅 | 6,072 | 12,512 |
| – Other jurisdictions including PRC corporate income tax – 其他司法權區，包括中國企業所得稅 | 29,014 | 21,910 |
| | 35,086 | 34,422 |
| (Over)/under provision in prior years 過往年度(超額撥備)/撥備不足 | | |
| – Hong Kong 香港 | (530) | (187) |
| – Other jurisdictions including PRC 其他司法權區，包括中國 | (131) | 654 |
| | (661) | 467 |
| Deferred income tax (Note 20) 遞延所得稅(附註20) | (3,167) | 440 |
| Withholding tax on dividends paid by subsidiaries 就附屬公司已派付股息之扣繳稅項 | 622 | 2,300 |
| Withholding tax on management/service fee paid by subsidiaries 就附屬公司已支付管理/服務費之扣繳稅項 | 940 | 1,553 |
| | 32,820 | 39,182 |

Hong Kong profits tax has been provided for at 16.5% (2017: 16.5%) on the estimated assessable profit for the year. The subsidiaries established in the PRC are subject to corporate income tax rate of 25% (2017: 25%). The subsidiaries in Taiwan are subject to corporate income tax rate of 20% (2017: 17%). Taxation arising in other jurisdictions is calculated at the rates prevailing in the relevant jurisdictions.

香港利得稅乃就本年度之估計應課稅溢利按稅率16.5% (二零一七年: 16.5%) 計提撥備。於中國成立之附屬公司須按25% (二零一七年: 25%) 稅率繳納企業所得稅。台灣之附屬公司須按20% (二零一七年: 17%) 稅率繳納公司所得稅。其他司法權區之稅項則按有關司法權區適用之稅率計算。

12 INCOME TAX EXPENSE (CONTINUED)

The tax on the Group's profit before income tax differs from the theoretical amount that would arise using the tax rate applicable in Hong Kong to profits of the group companies as follows:

12 所得稅支出 (續)

本集團除所得稅前溢利之稅項與集團旗下公司溢利按香港適用稅率計算之理論稅款之差異如下：

| | 2018 二零一八年 HK\$'000 港幣千元 | 2017 二零一七年 HK\$'000 港幣千元 |
|--|-----------------------------------|-----------------------------------|
| Profit before income tax 除所得稅前溢利 | 120,985 | 153,030 |
| Tax calculated at domestic tax rate of 16.5% (2017: 16.5%) 按當地稅率16.5% (二零一七年：16.5%) 計算之稅項 | 19,963 | 25,250 |
| Effect of different tax rate of operations in other jurisdictions 其他司法權區經營業務之不同稅率之影響 | 3,459 | 6,130 |
| Tax effect of expenses not deductible for tax purposes 不可扣稅開支之稅務影響 | 5,626 | 3,990 |
| Tax effect of income not taxable for tax purposes 毋須課稅收入之稅務影響 | (1,992) | (1,352) |
| Utilisation of tax losses previously not recognised 動用先前未確認之稅項虧損 | (1,757) | (6,562) |
| Tax effect of tax losses not recognised 未確認稅項虧損之稅務影響 | 6,428 | 7,603 |
| Effect of tax exemptions granted to foreign subsidiaries 海外附屬公司所獲稅務寬免之影響 | (180) | 13 |
| (Over)/under provision in prior years 過往年度 (超額撥備) / 撥備不足 | (661) | 467 |
| Withholding tax on dividends, management/service fee paid by subsidiaries 就附屬公司已派付股息、管理 / 服務費之扣繳稅項 | 1,562 | 3,853 |
| Others 其他 | 372 | (210) |
| Income tax expense 所得稅支出 | 32,820 | 39,182 |

13 EARNINGS PER SHARE

(a) Basic

Basic earnings per share is calculated by dividing the profit attributable to owners of the Company by the weighted average number of ordinary shares in issue during the year.

| | 2018 二零一八年 | 2017 二零一七年 |
|--|----------------|---------------|
| Profit attributable to owners of the Company (Hong Kong thousand dollars) 本公司權益持有者應佔溢利(港幣千元) | 82,106 | 111,471 |
| Weighted average number of ordinary shares in issue (thousands) 已發行普通股加權平均數(千股) | 731,204 | 750,680 |
| Basic earnings per share (Hong Kong cents per share) 每股基本盈利(每股港仙) | 11.23 | 14.85 |

(b) Diluted

Diluted earnings per share were the same as the basic earnings per share for the year ended 31 December 2018 and 2017 as there were no dilutive potential ordinary shares in existence during both years.

13 每股盈利

(a) 基本

每股基本盈利乃按本公司權益持有者應佔溢利除以年內已發行普通股加權平均數計算。

(b) 攤薄

由於截至二零一八年及二零一七年十二月三十一日止年度並無潛在攤薄普通股，故該等年度之每股攤薄盈利等同於每股基本盈利。

14 DIVIDENDS

| | 2018 二零一八年 HK\$'000 港幣千元 | 2017 二零一七年 HK\$'000 港幣千元 |
|---|-----------------------------------|-----------------------------------|
| Interim dividend, paid, of HK\$0.015 (2017: HK\$0.01) per share 中期股息，已付每股港幣0.015元(二零一七年：港幣0.01元) | 10,942 | 7,522 |
| Final dividend, proposed, of HK\$0.05 (2017: HK\$0.06) per share 末期股息，建議每股港幣0.05元(二零一七年：港幣0.06元) | 36,472 | 43,915 |
| | 47,414 | 51,437 |

The final and interim dividends paid in 2018 were HK\$43,767,000 (HK\$0.06 per share) and HK\$10,942,000 (HK\$0.015 per share) respectively. The final and interim dividends paid in 2017 were HK\$26,328,000 (HK\$0.035 per share) and HK\$7,522,000 (HK\$0.01 per share) respectively. A final dividend in respect of the year ended 31 December 2018 of HK\$0.05 per share amounting to a total dividend of HK\$36,472,000 is to be proposed at the annual general meeting on 27 May 2019. These consolidated financial statements do not reflect this dividend payable.

於二零一八年派付之末期及中期股息分別為港幣43,767,000元(每股港幣0.06元)及港幣10,942,000元(每股港幣0.015元)。於二零一七年派付之末期及中期股息分別為港幣26,328,000元(每股港幣0.035元)及港幣7,522,000元(每股港幣0.01元)。於二零一九年五月二十七日舉行之股東週年大會上，本公司將建議派發截至二零一八年十二月三十一日止年度之末期股息每股港幣0.05元，即股息總額合共港幣36,472,000元。此等合併財務報表並無反映此項應付股息。

15 LAND USE RIGHTS

The Group's interests in land use rights represent prepaid operating lease payments and their net book values are as follows:

| | 2018 二零一八年 HK\$'000 港幣千元 | 2017 二零一七年 HK\$'000 港幣千元 |
|-------------------------|-----------------------------------|-----------------------------------|
| At 1 January 於一月一日 | 12,584 | 12,944 |
| Amortisation 攤銷 | (361) | (360) |
| At 31 December 於十二月三十一日 | 12,223 | 12,584 |

15 土地使用權

本集團之土地使用權權益指預付經營租賃款項，其賬面淨值如下：

16 PROPERTY, PLANT AND EQUIPMENT

16 物業、廠房及設備

| | Freehold land and buildings in overseas 海外永久 業權土地 及樓宇 HK\$'000 港幣千元 | Medium- term leasehold factory premises in the PRC 中國中期 租約廠房 HK\$'000 港幣千元 | Machinery and equipment 機器及設備 HK\$'000 港幣千元 | Leasehold improve- ments, furniture and fixtures 租賃物業 裝修、傢俬 及裝置 HK\$'000 港幣千元 | Motor vehicles 汽車 HK\$'000 港幣千元 | Total 總額 HK\$'000 港幣千元 |
|--|---|---|--|--|---|---------------------------------|
| Net book amount at 1 January 2018 於二零一八年一月一日之賬面淨值 | 52,112 | 332,164 | 107,076 | 20,755 | 6,970 | 519,077 |
| Exchange translation adjustments 匯兌調整 | (1,247) | (47) | (2,286) | (203) | (194) | (3,977) |
| Additions 添置 | - | 3,652 | 15,475 | 2,274 | 4,952 | 26,353 |
| Disposals 出售 | - | - | (1,631) | (33) | (24) | (1,688) |
| Reclassification 重新分類 | - | (4,825) | 4,824 | 1 | - | - |
| Depreciation 折舊 | (1,006) | (14,552) | (28,655) | (4,649) | (2,353) | (51,215) |
| At 31 December 2018 於二零一八年十二月三十一日 | 49,859 | 316,392 | 94,803 | 18,145 | 9,351 | 488,550 |
| At 31 December 2018 於二零一八年十二月三十一日 | | | | | | |
| Cost 成本 | 62,495 | 512,208 | 588,121 | 144,038 | 31,594 | 1,338,456 |
| Accumulated depreciation and impairment 累計折舊及減值 | (12,636) | (195,816) | (493,318) | (125,893) | (22,243) | (849,906) |
| Net book amount 賬面淨值 | 49,859 | 316,392 | 94,803 | 18,145 | 9,351 | 488,550 |
| Net book amount at 1 January 2017 於二零一七年一月一日之賬面淨值 | 48,155 | 347,018 | 108,245 | 23,316 | 5,446 | 532,180 |
| Exchange translation adjustments 匯兌調整 | 4,215 | 75 | 3,683 | 403 | 271 | 8,647 |
| Additions 添置 | 754 | 2,026 | 19,853 | 1,683 | 3,413 | 27,729 |
| Disposals 出售 | - | (113) | (1,873) | (132) | (297) | (2,415) |
| Reclassification 重新分類 | - | (3,039) | 3,064 | (25) | - | - |
| Depreciation 折舊 | (1,012) | (13,803) | (25,896) | (4,490) | (1,863) | (47,064) |
| At 31 December 2017 於二零一七年十二月三十一日 | 52,112 | 332,164 | 107,076 | 20,755 | 6,970 | 519,077 |
| At 31 December 2017 於二零一七年十二月三十一日 | | | | | | |
| Cost 成本 | 64,049 | 513,472 | 595,153 | 143,631 | 28,897 | 1,345,202 |
| Accumulated depreciation and impairment 累計折舊及減值 | (11,937) | (181,308) | (488,077) | (122,876) | (21,927) | (826,125) |
| Net book amount 賬面淨值 | 52,112 | 332,164 | 107,076 | 20,755 | 6,970 | 519,077 |

17 INTANGIBLE ASSETS

Intangible assets represent computer software, technical know-how acquired by the Group and internally generated product development costs. Movements in intangible assets during the year are as follows:

17 無形資產

無形資產指本集團購買之電腦軟件、技術知識及內部產生之產品開發成本。年內無形資產之變動如下：

| | Computer software 電腦軟件 HK\$'000 港幣千元 | Technical know-how 技術知識 HK\$'000 港幣千元 | Internally generated product development costs 內部產生之 產品開發 成本 HK\$'000 港幣千元 | Total 總計 HK\$'000 港幣千元 |
|--|--|---|---|---------------------------------|
| Year ended 31 December 2018 | | | | |
| 截至二零一八年十二月三十一日止年度 | | | | |
| Opening net book amount 期初賬面淨值 | 2,522 | 663 | - | 3,185 |
| Amortisation 攤銷 | (2,522) | (97) | - | (2,619) |
| Closing net book amount 期末賬面淨值 | - | 566 | - | 566 |
| At 31 December 2018 於二零一八年十二月三十一日 | | | | |
| Cost 成本 | 12,610 | 8,586 | 10,769 | 31,965 |
| Accumulated amortisation and impairment 累計攤銷及減值 | (12,610) | (8,020) | (10,769) | (31,399) |
| Net book amount 賬面淨值 | - | 566 | - | 566 |
| Year ended 31 December 2017 | | | | |
| 截至二零一七年十二月三十一日止年度 | | | | |
| Opening net book amount 期初賬面淨值 | 5,044 | 760 | - | 5,804 |
| Amortisation 攤銷 | (2,522) | (97) | - | (2,619) |
| Closing net book amount 期末賬面淨值 | 2,522 | 663 | - | 3,185 |
| At 31 December 2017 於二零一七年十二月三十一日 | | | | |
| Cost 成本 | 12,610 | 8,586 | 10,769 | 31,965 |
| Accumulated amortisation and impairment 累計攤銷及減值 | (10,088) | (7,923) | (10,769) | (28,780) |
| Net book amount 賬面淨值 | 2,522 | 663 | - | 3,185 |

Amortisation of HK\$2,619,000 (2017: HK\$2,619,000) are included in "depreciation and amortisation" in the consolidated income statement.

港幣2,619,000元(二零一七年:港幣2,619,000元)之攤銷包括在合併利潤表之「折舊及攤銷」內。

18 INTERESTS IN JOINT VENTURES

The Group holds 50% of the voting rights of its joint ventures. The Group has joint control over these arrangements as under the contractual agreements, unanimous consent is required from all parties to the agreements for all relevant activities.

The Group's joint arrangements are structured as limited companies and provide the Group and the parties to the agreements with rights to the net assets of the limited companies under the arrangements. Therefore, these entities are classified as joint ventures of the Group.

18 合營公司之權益

本集團持有其合營公司50%投票權。本集團根據合約協議對該等安排擁有共同控制權，故一切相關活動均須協議全體訂約方之一致同意。

本集團合營安排之結構為有限公司，而本集團及協議訂約各方根據合營安排享有該等有限公司之資產淨額。因此，該等實體分類為本集團之合營公司。

| | 2018 二零一八年 HK\$'000 港幣千元 | 2017 二零一七年 HK\$'000 港幣千元 |
|--|-----------------------------------|-----------------------------------|
| Unlisted shares, at cost 非上市股份，按成本 | 5 | 5 |
| Share of net assets of unlisted joint ventures 應佔非上市合營公司之資產淨額 | 2,338 | 711 |
| Amounts due from joint ventures 應收合營公司款項 | - | 384 |
| Write-back of impairment of amount due from a joint venture 應收一間合營公司款項減值之撥回 | - | 305 |
| | 2,338 | 1,400 |

The amounts due from joint ventures were unsecured, interest-free and were settled during the year.

應收合營公司款項乃無抵押、免息及已於年內清償。

There are no contingent liabilities relating to the Group's interests in its joint ventures.

並無涉及本集團於合營公司權益之或然負債。

18 INTERESTS IN JOINT VENTURES (CONTINUED)

Set out below are the joint ventures of the Group as at 31 December 2018.

| Name of entity 實體名稱 | Form of business structure 企業結構形式 | Place of incorporation/ registration/ operation 註冊成立/ 註冊/經營 地點 | Class of share held 持有股份類別 | Proportion of nominal value of issued capital held by the Group 本集團所持 已發行股本 面值比例 | Principal activities 主要業務 |
|-------------------------|---|--|-------------------------------|--|---|
| Wesi Technology Limited | Incorporated 註冊成立 | Hong Kong 香港 | Ordinary 普通股 | 50% | Semi conductor equipment distribution 分銷半導體設備 |
| 微士貿易有限公司 | Wholly-owned foreign enterprises 全資外資企業 | Taiwan 台灣 | Contributed capital 注資 | 50% | Semi conductor equipment distribution 分銷半導體設備 |
| 微士貿易有限公司 | Wholly-owned foreign enterprises 全資外資企業 | PRC 中國 | Contributed capital 注資 | 50% | Semi conductor equipment distribution 分銷半導體設備 |

Set out below is the summarised consolidated financial information for Wesi Technology Limited which is accounted for using the equity method.

Summarised consolidated balance sheet

| | 2018 二零一八年 HK\$'000 港幣千元 | 2017 二零一七年 HK\$'000 港幣千元 |
|---|-----------------------------------|-----------------------------------|
| Current assets 流動資產 | 11,996 | 5,155 |
| Current liabilities (including trade payables) 流動負債 (包括貿易應付賬款) | (7,372) | (3,771) |
| Non-current assets 非流動資產 | 61 | 47 |
| Net assets 資產淨額 | 4,685 | 1,431 |

18 合營公司之權益 (續)

下文載列於二零一八年十二月三十一日之本集團合營公司。

下文載列使用權益法入賬之Wesi Technology Limited合併財務資料概要。

合併資產負債表概要

| | 2018 二零一八年 HK\$'000 港幣千元 | 2017 二零一七年 HK\$'000 港幣千元 |
|---|-----------------------------------|-----------------------------------|
| Current assets 流動資產 | 11,996 | 5,155 |
| Current liabilities (including trade payables) 流動負債 (包括貿易應付賬款) | (7,372) | (3,771) |
| Non-current assets 非流動資產 | 61 | 47 |
| Net assets 資產淨額 | 4,685 | 1,431 |

18 INTERESTS IN JOINT VENTURES (CONTINUED)

Summarised consolidated income statement

| | 2018 二零一八年 HK\$'000 港幣千元 | 2017 二零一七年 HK\$'000 港幣千元 |
|---------------------------------|-----------------------------------|-----------------------------------|
| Revenue 收益 | 17,914 | 12,141 |
| Profit after income tax 除所得稅後溢利 | 3,280 | 1,870 |

The information above reflects the amounts presented in the financial statements of the joint ventures, adjusted for differences in accounting policies between the Group and the joint ventures, if any.

19 SUBSIDIARIES

Particulars of the Company's principal subsidiaries at 31 December 2018 are set out in Note 39 to the financial statements.

Summarised financial information on subsidiary with material non-controlling interests

Set out below is the summarised consolidated financial information for Taiwan Kong King Co., Limited, a subsidiary of the Company listed in Taiwan which has non-controlling interests that are material to the Group.

18 合營公司之權益 (續)

合併利潤表概要

| | 2018 二零一八年 HK\$'000 港幣千元 | 2017 二零一七年 HK\$'000 港幣千元 |
|---------------------------------|-----------------------------------|-----------------------------------|
| Revenue 收益 | 17,914 | 12,141 |
| Profit after income tax 除所得稅後溢利 | 3,280 | 1,870 |

上述資料反映合營公司財務報表呈列之金額，並已就本集團與合營公司間之會計政策差異作出調整(如有)。

19 附屬公司

本公司於二零一八年十二月三十一日之主要附屬公司詳情載於財務報表附註39。

擁有重大非控制性權益之附屬公司之財務資料概要

下文載列擁有對本集團而言屬重大之非控制性權益之本公司台灣上市附屬公司台灣港建股份有限公司之合併財務資料概要。

19 SUBSIDIARIES (CONTINUED)
Summarised consolidated balance sheet

19 附屬公司 (續)
合併資產負債表概要

| | 2018 二零一八年 HK\$'000 港幣千元 | 2017 二零一七年 HK\$'000 港幣千元 |
|---------------------------------------|-----------------------------------|-----------------------------------|
| Current 流動 | | |
| Assets 資產 | 193,567 | 192,924 |
| Liabilities 負債 | (56,472) | (43,552) |
| Total net current assets 流動資產總淨額 | 137,095 | 149,372 |
| Non-current 非流動 | | |
| Assets 資產 | 80,055 | 92,232 |
| Liabilities 負債 | (7,612) | (8,797) |
| Total non-current net assets 非流動資產總淨額 | 72,443 | 83,435 |
| Net assets 資產淨額 | 209,538 | 232,807 |

Summarised consolidated income statement

合併利潤表概要

| | 2018 二零一八年 HK\$'000 港幣千元 | 2017 二零一七年 HK\$'000 港幣千元 |
|---|-----------------------------------|-----------------------------------|
| Revenue 收益 | 296,460 | 204,718 |
| Profit before income tax 除所得稅前溢利 | 19,691 | 8,313 |
| Income tax expense 所得稅支出 | (4,833) | (1,559) |
| Profit for the year 本年度溢利 | 14,858 | 6,754 |
| Other comprehensive loss 其他綜合虧損 | (1,101) | (3,910) |
| Total comprehensive income 綜合收益總額 | 13,757 | 2,844 |
| Total comprehensive (loss)/income allocated to non-controlling interests 分配至非控制性權益之綜合(虧損)/收益總額 | (283) | 294 |
| Dividends paid to non-controlling interests 支付予非控制性權益之股息 | - | 2,356 |

19 SUBSIDIARIES (CONTINUED)
Summarised consolidated cash flows

19 附屬公司(續)
合併現金流量概要

| | 2018 二零一八年 HK\$'000 港幣千元 | 2017 二零一七年 HK\$'000 港幣千元 |
|---|-----------------------------------|-----------------------------------|
| Cash flows from operating activities 經營業務之現金流量 | | |
| Cash generated from operations 經營業務所得現金 | 23,038 | 18,964 |
| Interest received 已收利息 | 1,981 | 1,707 |
| Income tax paid 已付所得稅 | (453) | (4,549) |
| Net cash generated from operating activities 經營業務所得現金淨額 | | |
| | 24,566 | 16,122 |
| Net cash used in investing activities 投資活動所用現金淨額 | | |
| | (789) | (4,793) |
| Net cash used in financing activities 融資活動所用現金淨額 | | |
| | (28,540) | (17,436) |
| Net decrease in cash and cash equivalents 現金及現金等值項目減少淨額 | | |
| | (4,763) | (6,107) |
| Cash and cash equivalents at beginning of the year 於年初之現金及現金等值項目 | 131,247 | 130,253 |
| Exchange differences on cash and cash equivalents 現金及現金等值項目之匯兌差額 | (3,410) | 7,101 |
| Cash and cash equivalents at end of the year 於年末之現金及現金等值項目 | 123,074 | 131,247 |

161

20 DEFERRED INCOME TAX

Deferred income tax assets/(liabilities) are offset when there is a legally enforceable right to offset current tax assets against current tax liabilities and when the deferred income taxes relate to the same fiscal authority.

20 遞延所得稅

當本集團擁有在法律上可執行的權利，將即期稅項資產與即期稅項負債抵銷，且遞延所得稅屬同一財政機構時，遞延所得稅資產／(負債) 予以抵銷。

| | 2018 二零一八年 HK\$'000 港幣千元 | 2017 二零一七年 HK\$'000 港幣千元 |
|--|-----------------------------------|-----------------------------------|
| Deferred tax assets to be recovered after 12 months 將於12個月後收回之遞延稅項資產 | 7,361 | 4,424 |
| Deferred tax liabilities to be settled after 12 months 將於12個月後清償之遞延稅項負債 | - | (416) |
| | 7,361 | 4,008 |

20 DEFERRED INCOME TAX (CONTINUED)

The movements in deferred tax assets/(liabilities) during the year, without taking into consideration the offsetting of balances within the same tax jurisdiction, are as follows:

20 遞延所得稅 (續)

年內，在並無計及抵銷同一稅務司法權區之結餘之情況下，遞延稅項資產／(負債)之變動如下：

| | Accelerated tax amortisation 加速 稅項攤銷 HK\$'000 港幣千元 | Decelerated tax depreciation 減速 稅項折舊 HK\$'000 港幣千元 | Estimated tax losses 估計 稅項虧損 HK\$'000 港幣千元 | Others 其他 HK\$'000 港幣千元 | Total 總計 HK\$'000 港幣千元 |
|---|--|--|---|----------------------------------|---------------------------------|
| At 1 January 2017 於二零一七年一月一日 | (832) | 89 | 971 | 3,596 | 3,824 |
| (Charged)/credited to consolidated income statement (Note 12) | | | | | |
| 於合併利潤表 (扣除) / 計入 (附註12) | 416 | - | (197) | (659) | (440) |
| Credited to other comprehensive income 於其他綜合收益計入 | - | - | - | 317 | 317 |
| Exchange difference 匯兌差額 | - | - | - | 307 | 307 |
| At 31 December 2017 and 1 January 2018 於二零一七年十二月三十一日及 二零一八年一月一日 | (416) | 89 | 774 | 3,561 | 4,008 |
| Credited to consolidated income statement (Note 12) | | | | | |
| 於合併利潤表計入 (附註12) | 416 | - | 1,607 | 1,144 | 3,167 |
| Charged to other comprehensive income 於其他綜合收益扣除 | - | - | - | 292 | 292 |
| Exchange difference 匯兌差額 | - | - | - | (106) | (106) |
| At 31 December 2018 於二零一八年十二月三十一日 | - | 89 | 2,381 | 4,891 | 7,361 |

At 31 December 2018, the Group has unused tax losses, for which no deferred tax asset is recognised in the balance sheet, of approximately HK\$358,383,000 (2017: HK\$348,755,000) available to offset against future taxable profits. Included in unused tax losses are losses of approximately HK\$71,435,000 (2017: HK\$53,579,000) that will be expired in 1 to 9 years. Other tax losses can be carried forward indefinitely.

於二零一八年十二月三十一日，本集團有未動用稅項虧損約港幣358,383,000元(二零一七年：港幣348,755,000元)可用於抵銷未來應課稅溢利，惟並無就該等虧損於資產負債表內確認遞延稅項資產。未動用稅項虧損中包括將於一至九年內到期之虧損約港幣71,435,000元(二零一七年：港幣53,579,000元)。其他稅項虧損則可無限期結轉。

21 FINANCIAL INSTRUMENTS BY CATEGORY

The Group holds the following financial instruments:

21 按類別劃分之金融工具

本集團持有以下金融工具：

| | 2018 二零一八年 HK\$'000 港幣千元 | 2017 二零一七年 HK\$'000 港幣千元 |
|---|-----------------------------------|-----------------------------------|
| Financial assets 金融資產 | | |
| Financial assets at amortised cost: 按攤銷成本列賬之金融資產： | | |
| Trade and other receivables (Note 25) 貿易及其他應收賬款(附註25) | 1,538,210 | 1,402,954 |
| Bank balances and cash (Note 27) 銀行結餘及現金(附註27) | 319,950 | 615,057 |
| Available-for-sale financial assets (Note 22) 可供出售金融資產(附註22) | - | 43,881 |
| FVOCI (Note 23(a)) 按公平值入賬及列入其他綜合收益(附註23(a)) | 57,597 | - |
| FVPL (Note 23(b)) 按公平值入賬及列入損益(附註23(b)) | 3,632 | - |
| Derivative financial instruments (Note 26) 衍生金融工具(附註26) | 5 | - |
| | 1,919,394 | 2,061,892 |

| | 2018 二零一八年 HK\$'000 港幣千元 | 2017 二零一七年 HK\$'000 港幣千元 |
|---|-----------------------------------|-----------------------------------|
| Financial liabilities 金融負債 | | |
| Financial liabilities at amortised cost: 按攤銷成本列賬之金融負債： | | |
| Trade, bills and other payables (Note 34) 貿易應付賬款、應付票據及其他應付賬款(附註34) | 882,224 | 1,085,855 |
| Bank borrowings (Note 31) 銀行借貸(附註31) | 876,307 | 711,078 |
| Derivative financial instruments (Note 26) 衍生金融工具(附註26) | - | 667 |
| | 1,758,531 | 1,797,600 |

The Group's exposure to various risks associated with the financial instruments is discussed in note 3. The maximum exposure to credit risk at the end of the reporting period is the carrying amount of each class of financial assets mentioned above.

本集團承受與金融工具有關之各種風險於附註3討論。於報告期末之最高信貸風險為上述各類金融資產之賬面值。

22 AVAILABLE-FOR-SALE FINANCIAL ASSETS (2017)

22 可供出售金融資產(二零一七年)

| | 2018 二零一八年 HK\$'000 港幣千元 | 2017 二零一七年 HK\$'000 港幣千元 |
|---|-----------------------------------|-----------------------------------|
| Unlisted investments, at cost: 非上市投資，按成本： | | |
| – equity securities (Notes (a) and (b)) 股本證券(附註(a)及(b)) | – | 40,403 |
| Listed investment 上市投資 | | |
| – equity security (Note (c)) 股本證券(附註(c)) | – | 3,654 |
| Less: impairment 減：減值 | – | (176) |
| | – | 43,881 |

Notes:

- (a) The unlisted equity securities represented investments in private entities incorporated in Taiwan, the British Virgin Islands and Hong Kong. Note 2.2(b)(i) explains the change of accounting policy and the reclassification of certain unlisted equity investments from available-for-sale to at fair value through other comprehensive income.
- (b) The AFS did not have quoted market prices. The range of reasonable fair value estimates measurements is significant and the probabilities of the various estimates may not be reasonably assessed. The AFS were stated at cost less impairment.
- (c) The listed equity security represented investment in an entity listed in Japan. Note 2.2(b)(i) explains the change of accounting policy and the reclassification of listed equity investments from available-for-sale to at fair value through profit or loss.
- (d) AFS were denominated in the following currencies:

附註：

- (a) 非上市股本證券指於台灣、英屬維爾京群島及香港註冊成立之私人公司之投資。附註2.2(b)(i)解釋會計政策變動，以及若干非上市股本投資從可供出售重新分類至按公平值入賬及列入其他綜合收益。
- (b) 可供出售並無市場報價。公平值估計之合理計量範圍大，多項估計之可能性未必能合理地評估。可供出售乃按成本扣除減值列賬。
- (c) 上市股本證券指於一間在日本上市之實體之投資。附註2.2(b)(i)解釋會計政策變動，以及上市股本投資從可供出售重新分類至按公平值入賬及列入損益。
- (d) 可供出售乃按以下貨幣列值：

| | 2018 二零一八年 HK\$'000 港幣千元 | 2017 二零一七年 HK\$'000 港幣千元 |
|---------------------------------------|-----------------------------------|-----------------------------------|
| HK\$ 港幣 | – | 26,034 |
| Japanese yen (“JPY”) 日圓(「日圓」) | – | 3,654 |
| New Taiwan dollars (“NTD”) 新台幣(「新台幣」) | – | 14,193 |
| | – | 43,881 |

23 FINANCIAL ASSETS AT FAIR VALUE THROUGH OTHER COMPREHENSIVE INCOME AND THROUGH PROFIT OR LOSS

(a) FVOCI include the following:

| | 2018 二零一八年 HK\$'000 港幣千元 | 2017 二零一七年 HK\$'000 港幣千元 |
|---|-----------------------------------|-----------------------------------|
| Financial instruments level 3: 第3層金融工具： | | |
| Equity investments in unlisted entity securities 於非上市實體證券之股本投資 | 57,597 | - |

The unlisted equity securities represent investments in private entities incorporated in Taiwan, the British Virgin Islands and Hong Kong and are denominated in the following currencies:

非上市股本證券指於台灣、英屬維爾京群島及香港註冊成立之私人公司之投資，乃按以下貨幣列值：

| | 2018 二零一八年 HK\$'000 港幣千元 | 2017 二零一七年 HK\$'000 港幣千元 |
|---------|-----------------------------------|-----------------------------------|
| HK\$ 港幣 | 48,000 | - |
| NTD 新台幣 | 9,597 | - |
| | 57,597 | - |

Movement of FVOCI is analysed as follows:

按公平值入賬及列入其他綜合收益之變動分析如下：

| | 2018 二零一八年 HK\$'000 港幣千元 |
|--|-----------------------------------|
| At beginning of the year 於年初 | - |
| Reclassification from available-for-sale financial assets on adoption of HKFRS 9 於採納香港財務報告準則第9號時自可供出售金融資產重新分類 | 49,266 |
| Fair value gains on FVOCI 按公平值入賬及列入其他綜合收益之公平值收益 | 8,834 |
| Exchange loss 匯兌虧損 | (503) |
| At end of the year 於年末 | 57,597 |

23 FINANCIAL ASSETS AT FAIR VALUE THROUGH OTHER COMPREHENSIVE INCOME AND THROUGH PROFIT OR LOSS (CONTINUED)

(b) FVPL include the following:

| | 2018 二零一八年 HK\$'000 港幣千元 | 2017 二零一七年 HK\$'000 港幣千元 |
|--|-----------------------------------|-----------------------------------|
| Financial instruments level 1: 第1層金融工具： | | |
| Equity investments in listed entity securities 於上市實體證券之股本投資 | 3,632 | - |

The listed equity security represents investment in an entity listed in Japan and is denominated in JPY.

During the year, fair value gains on listed equity investments at FVPL recognised in other gains is HK\$73,000 (Note 7).

23 按公平值入賬及列入其他綜合收益及列入損益之金融資產(續)

(b) 按公平值入賬及列入損益包括以下各項：

| | 2018 二零一八年 HK\$'000 港幣千元 | 2017 二零一七年 HK\$'000 港幣千元 |
|--|-----------------------------------|-----------------------------------|
| Financial instruments level 1: 第1層金融工具： | | |
| Equity investments in listed entity securities 於上市實體證券之股本投資 | 3,632 | - |

上市股本證券指一間在日本上市之實體之投資，乃按日圓列值。

年內，於其他收益內確認按公平值入賬及列入損益之上市股本投資之公平值收益為港幣73,000元(附註7)。

24 INVENTORIES

Raw materials and consumables 原材料及消耗品
Work in progress 在製品
Finished goods 製成品

| | 2018 二零一八年 HK\$'000 港幣千元 | 2017 二零一七年 HK\$'000 港幣千元 |
|---------------------------------------|-----------------------------------|-----------------------------------|
| Raw materials and consumables 原材料及消耗品 | 517,672 | 458,237 |
| Work in progress 在製品 | 118,079 | 103,804 |
| Finished goods 製成品 | 336,431 | 249,611 |
| | 972,182 | 811,652 |

24 存貨

| | 2018 二零一八年 HK\$'000 港幣千元 | 2017 二零一七年 HK\$'000 港幣千元 |
|---------------------------------------|-----------------------------------|-----------------------------------|
| Raw materials and consumables 原材料及消耗品 | 517,672 | 458,237 |
| Work in progress 在製品 | 118,079 | 103,804 |
| Finished goods 製成品 | 336,431 | 249,611 |
| | 972,182 | 811,652 |

25 TRADE AND OTHER RECEIVABLES**25 貿易及其他應收賬款**

| | 2018 二零一八年 HK\$'000 港幣千元 | 2017 二零一七年 HK\$'000 港幣千元 |
|---|-----------------------------------|-----------------------------------|
| Trade receivables – third parties 貿易應收賬款－第三方 | 1,530,880 | 1,391,502 |
| Less: loss allowance 減：虧損撥備 | (22,187) | (21,612) |
| | 1,508,693 | 1,369,890 |
| Other receivables 其他應收賬款 | 29,517 | 33,064 |
| Total trade and other receivables 貿易及其他應收賬款總額 | 1,538,210 | 1,402,954 |

The Group allows a credit period ranging from 30 days to 180 days to its trade customers. In addition, for certain customers with long-established relationship, a longer credit period may be granted. Due to the short term nature of the account receivables, their carrying amount is considered to be the same as their fair value.

本集團給予貿易客戶介乎30天至180天之信貸期。此外，就已建立長期關係之客戶而言，本集團有可能給予較長信貸期。由於應收賬款屬於短期性質，故其賬面值被視為與其公平值相同。

The ageing analysis of trade receivables based on invoice dates net of loss allowance at the end of reporting period is as follows:

以下為貿易應收賬款(已扣除減值撥備)於報告期末基於發票日期計算之賬齡分析：

| | 2018 二零一八年 HK\$'000 港幣千元 | 2017 二零一七年 HK\$'000 港幣千元 |
|----------------------|-----------------------------------|-----------------------------------|
| 0 to 30 days 0至30天 | 509,925 | 444,620 |
| 31 to 60 days 31至60天 | 415,451 | 348,588 |
| 61 to 90 days 61至90天 | 200,496 | 207,432 |
| Over 90 days 90天以上 | 382,821 | 369,250 |
| | 1,508,693 | 1,369,890 |

25 TRADE AND OTHER RECEIVABLES (CONTINUED)

The ageing analysis of trade receivables past due but not impaired is as follows:

| | 2018 二零一八年 HK\$'000 港幣千元 | 2017 二零一七年 HK\$'000 港幣千元 |
|----------------------|-----------------------------------|-----------------------------------|
| Overdue by: 逾期: | | |
| 0 to 30 days 0至30天 | 119,599 | 126,089 |
| 31 to 60 days 31至60天 | 69,451 | 44,698 |
| 61 to 90 days 61至90天 | 20,021 | 36,413 |
| Over 90 days 90天以上 | 46,458 | 44,092 |
| | 255,529 | 251,292 |

The Group applies the HKFRS 9 simplified approach to measuring expected credit losses which uses a lifetime expected loss allowance for all trade receivables.

The closing loss allowances for trade receivables as at 31 December 2018 reconcile to the opening loss allowances as follows:

| | 2018 二零一八年 HK\$'000 港幣千元 | 2017 二零一七年 HK\$'000 港幣千元 |
|---|-----------------------------------|-----------------------------------|
| At 1 January 於一月一日 | 21,612 | 16,549 |
| Increase in loss allowance recognised in profit or loss during the year 年內於損益確認之虧損撥備增加 | 588 | 5,063 |
| Receivables written off during the year as uncollectible 年內撇銷為不可收回之應收款項 | (13) | - |
| At 31 December 於十二月三十一日 | 22,187 | 21,612 |

25 貿易及其他應收賬款 (續)

已逾期但未減值之貿易應收賬款賬齡分析如下:

| | 2018 二零一八年 HK\$'000 港幣千元 | 2017 二零一七年 HK\$'000 港幣千元 |
|----------------------|-----------------------------------|-----------------------------------|
| Overdue by: 逾期: | | |
| 0 to 30 days 0至30天 | 119,599 | 126,089 |
| 31 to 60 days 31至60天 | 69,451 | 44,698 |
| 61 to 90 days 61至90天 | 20,021 | 36,413 |
| Over 90 days 90天以上 | 46,458 | 44,092 |
| | 255,529 | 251,292 |

本集團就計量預期信貸虧損應用香港財務報告準則第9號之簡化方式，即為所有貿易應收賬款使用整個年期之預期虧損撥備。

貿易應收賬款於二零一八年十二月三十一日之期末虧損撥備與期初虧損撥備對賬如下:

| | 2018 二零一八年 HK\$'000 港幣千元 | 2017 二零一七年 HK\$'000 港幣千元 |
|---|-----------------------------------|-----------------------------------|
| At 1 January 於一月一日 | 21,612 | 16,549 |
| Increase in loss allowance recognised in profit or loss during the year 年內於損益確認之虧損撥備增加 | 588 | 5,063 |
| Receivables written off during the year as uncollectible 年內撇銷為不可收回之應收款項 | (13) | - |
| At 31 December 於十二月三十一日 | 22,187 | 21,612 |

26 DERIVATIVE FINANCIAL INSTRUMENTS

26 衍生金融工具

| | 2018 | | 2017 | |
|------------------------------------|----------|-------------|----------|-------------|
| | 二零一八年 | | 二零一七年 | |
| | Assets | Liabilities | Assets | Liabilities |
| | 資產 | 負債 | 資產 | 負債 |
| HK\$'000 | HK\$'000 | HK\$'000 | HK\$'000 | |
| 港幣千元 | 港幣千元 | 港幣千元 | 港幣千元 | |
| As at 31 December 於十二月三十一日 | | | | |
| Forward foreign exchange contracts | | | | |
| 遠期外匯合約 | 5 | - | - | (667) |

For information about the methods and assumptions used in determining the fair value of derivatives please refer to note 3.3.

有關用於釐定衍生工具公平值之方法及假設之資料，請參閱附註3.3。

27 BANK BALANCES AND CASH

27 銀行結餘及現金

| | 2018 | | 2017 | |
|-------------------------------------|----------------|----------|----------------|----------|
| | 二零一八年 | | 二零一七年 | |
| | HK\$'000 | HK\$'000 | HK\$'000 | HK\$'000 |
| | 港幣千元 | 港幣千元 | 港幣千元 | 港幣千元 |
| Short-term time deposits 短期定期存款 | 71,027 | | 78,489 | |
| Cash and cash equivalents 現金及現金等值項目 | 248,923 | | 536,568 | |
| | 319,950 | | 615,057 | |

As at 31 December 2018, bank balances and cash of approximately HK\$160,868,000 (2017: HK\$160,352,000) are denominated in RMB.

於二零一八年十二月三十一日，銀行結餘及現金約港幣160,868,000元(二零一七年：港幣160,352,000元)乃按人民幣計值。

The conversion of the Group's RMB denominated cash and bank balances deposited with banks in Mainland China into foreign currencies and the remittance of funds out of Mainland China is subject to the rules and regulations of foreign exchange control promulgated by the Government of the PRC.

本集團將存放於中國內地銀行之按人民幣計值現金及銀行結餘兌換為外幣及匯出中國內地，均須遵守中國政府頒佈之外匯管制規則及規例。

As at 31 December 2018, the weighted average effective interest rate on time deposits was approximately 2.19% (2017: 2.56%) per annum. These deposits had an average maturity period of 295 days (2017: 288 days).

於二零一八年十二月三十一日，定期存款之加權平均實際年利率約為2.19厘(二零一七年：2.56厘)。該等存款平均於295天到期(二零一七年：288天)。

28 SHARE CAPITAL

Ordinary shares, issued and fully paid:

28 股本

已發行及繳足普通股：

| 2018 二零一八年 | | 2017 二零一七年 | |
|-----------------------------|--------------------------------------|-----------------------------|--------------------------------------|
| Number of shares 股份數目 | Nominal value HK\$'000 港幣千元 | Number of shares 股份數目 | Nominal value HK\$'000 港幣千元 |

Ordinary shares of HK\$0.10 each
每股面值港幣0.10元普通股

Authorised: 法定股本：

| At 1 January and 31 December 於一月一日及十二月三十一日 | 1,000,000,000 | 100,000 | 1,000,000,000 | 100,000 |
|---|---------------|---------|---------------|---------|
|---|---------------|---------|---------------|---------|

170

| Number of ordinary shares 普通股股數 | Nominal value of ordinary shares 普通股面值 HK\$'000 港幣千元 | Treasury shares 庫存股份 HK\$'000 港幣千元 | Group total 本集團總計 HK\$'000 港幣千元 |
|--|--|--|--|
|--|--|--|--|

Issued and fully paid: 已發行及繳足：

At 1 January 2016, 31 December

| 2016 and 1 January 2017 於二零一六年一月一日、 二零一六年十二月三十一日及 二零一七年一月一日 | 752,235,964 | 75,224 | – | 75,224 |
|--|--------------|---------|---------|---------|
| Shares repurchased (Note) 已購回股份(附註) | – | – | (1,453) | (1,453) |
| Cancellation of shares (Note) 註銷股份(附註) | (14,028,000) | (1,403) | 1,403 | – |

At 31 December 2017

| | | | | |
|---------------|-------------|--------|------|--------|
| 於二零一七年十二月三十一日 | 738,207,964 | 73,821 | (50) | 73,771 |
|---------------|-------------|--------|------|--------|

Issued and fully paid: 已發行及繳足：

At 1 January 2018

| | | | | |
|---|-------------|--------|-------|--------|
| 於二零一八年一月一日 | 738,207,964 | 73,821 | (50) | 73,771 |
| Shares repurchased (Note) 已購回股份(附註) | – | – | (826) | (826) |
| Cancellation of shares (Note) 註銷股份(附註) | (8,760,000) | (876) | 876 | – |

At 31 December 2018

| | | | | |
|---------------|-------------|--------|---|--------|
| 於二零一八年十二月三十一日 | 729,447,964 | 72,945 | – | 72,945 |
|---------------|-------------|--------|---|--------|

28 SHARE CAPITAL (CONTINUED)

Note: During the year, the Company repurchased its own 8,258,000 (2017: 14,530,000) shares from the Hong Kong Stock Exchange, of which 8,258,000 shares (2017: 14,028,000) have been cancelled as at year end. For those shares repurchased in 2017 which had not been cancelled as at year end, these had been cancelled on 31 January 2018. The total consideration (before expenses) paid to repurchase of these shares was approximately HK\$10,107,000 (2017: HK\$17,167,000) and the transaction costs at HK\$59,000 (2017: HK\$97,000), which has been deducted from equity attributable to owners of the Company. Particulars of the repurchases are as follow:

Year ended 31 December 2018

| Month of repurchase 購回月份 | Number of shares Repurchased 已購回股份數目 '000 千股 | Purchase price 購買價 | | Aggregate considerations (before expenses) 總代價 (扣除開支前) HK\$'000 港幣千元 |
|-----------------------------|---|-----------------------------|----------------------------|---|
| | | Highest 最高 HK\$ 港幣 | Lowest 最低 HK\$ 港幣 | |
| January 一月 | 2,232 | 1.23 | 1.18 | 2,704 |
| February 二月 | 3,552 | 1.23 | 1.20 | 4,360 |
| April 四月 | 2,342 | 1.23 | 1.23 | 2,881 |
| May 五月 | 132 | 1.23 | 1.23 | 162 |
| | 8,258 | | | 10,107 |

Year ended 31 December 2017

| Month of repurchase 購回月份 | Number of shares Repurchased 已購回股份數目 '000 千股 | Purchase price 購買價 | | Aggregate considerations (before expenses) 總代價 (扣除開支前) HK\$'000 港幣千元 |
|-----------------------------|---|-----------------------------|----------------------------|---|
| | | Highest 最高 HK\$ 港幣 | Lowest 最低 HK\$ 港幣 | |
| October 十月 | 1,390 | 1.18 | 1.04 | 1,571 |
| November 十一月 | 10,142 | 1.19 | 1.18 | 12,069 |
| December 十二月 | 2,998 | 1.18 | 1.15 | 3,527 |
| | 14,530 | | | 17,167 |

28 股本 (續)

附註：年內，本公司於香港聯交所購回其8,258,000股(二零一七年：14,530,000股)股份，其中8,258,000股(二零一七年：14,028,000股)於年結時已被註銷。至於該等於二零一七年內購回但於年結時並未被註銷之股份，已於二零一八年一月三十一日被註銷。購回此等股份之已付總代價(扣除開支前)約為港幣10,107,000元(二零一七年：港幣17,167,000元)及交易成本為港幣59,000元(二零一七年：港幣97,000元)，該等金額已從本公司權益持有者應佔股權中扣除。購回詳情如下：

截至二零一八年十二月三十一日止年度

29 SHARE OPTION SCHEME

The Company's share option scheme was adopted pursuant to a shareholder resolution passed on 22 June 2016 for the primary purpose of providing incentives to directors and eligible employees (the "Scheme"). Under the Scheme, the Board of Directors of the Company may grant options to eligible employees, including directors of the Company and its subsidiaries, to subscribe for shares in the Company.

Options may be exercised after one year of its grant date, and options will vest (i) as to 25% (rounded down to the nearest whole underlying share) on the first anniversary of its date of grant, and (ii) as to the remainder on the second anniversary of its grant date. The exercise price is determined by the directors of the Company, and will not be less than the higher of (i) the closing price of the Company's shares on the date of grant, (ii) the average closing price of the shares for the five business days immediately preceding the date of grant; and (iii) the nominal value of the Company's share. No share options were granted since its adoption.

29 購股權計劃

本公司根據於二零一六年六月二十二日通過之股東決議案採納購股權計劃，主要目的為向董事及合資格僱員提供獎勵（「計劃」）。根據計劃，本公司董事會可向合資格僱員（包括本公司及其附屬公司之董事）授予購股權，以認購本公司股份。

購股權可於授出日期後一年行使，並(i)於授出日期起計首個週年日歸屬25%之購股權（下調至最接近相關股份整數）；及(ii)於授出日期起計第二個週年日歸屬餘下之購股權。行使價乃由本公司董事釐定，且不會少於下列三者之較高者：(i)於授出日期本公司股份之收市價；(ii)緊接授出日期前五個營業日股份之平均收市價；及(iii)本公司股份之面值。自其獲採納以來，並無授出購股權。

30 OTHER RESERVES

30 其他儲備

| | Share premium 股份溢價 HK\$'000 港幣千元 | Capital redemption reserve 股本贖回儲備 HK\$'000 港幣千元 | Contributed surplus (Note (i)) 實繳盈餘 (附註(i)) HK\$'000 港幣千元 | Special reserve 特別儲備 HK\$'000 港幣千元 | Available-for-sale financial assets revaluation reserve 可供出售金融資產重估儲備 HK\$'000 港幣千元 | Financial assets at fair value through other comprehensive income revaluation reserve 按公平值入賬及列入其他綜合收益重估儲備 HK\$'000 港幣千元 | Translation reserve 匯兌儲備 HK\$'000 港幣千元 | Capital reserve (Note (ii)) 股本儲備 (附註(ii)) HK\$'000 港幣千元 | Total 總計 HK\$'000 港幣千元 |
|---|---|--|--|---|---|--|---|--|---------------------------------|
| Balances at 31 December 2016 and 1 January 2017 於二零一六年十二月三十一日及 二零一七年一月一日之結餘 | 96,083 | 1,610 | 26,624 | 5,008 | 1,302 | - | (26,274) | 240 | 104,593 |
| Repurchase of shares 購回股份 | (15,811) | - | - | - | - | - | - | - | (15,811) |
| Fair value gains on available-for sale financial assets, net of tax 可供出售金融資產之公平值收益， 除稅淨額 | - | - | - | - | (567) | - | - | - | (567) |
| Currency translation differences 貨幣匯兌差額 | - | - | - | - | - | - | 34,742 | - | 34,742 |
| Balance at 31 December 2017 於二零一七年十二月三十一日之結餘 | 80,272 | 1,610 | 26,624 | 5,008 | 735 | - | 8,468 | 240 | 122,957 |
| Balances at 31 December 2017 as originally presented 於二零一七年十二月三十一日之結餘， 按原先呈列 | 80,272 | 1,610 | 26,624 | 5,008 | 735 | - | 8,468 | 240 | 122,957 |
| Changes in accounting policy (Note 2.2) 會計政策之變動 (附註2.2) | - | - | - | - | (735) | 8,907 | - | - | 8,172 |
| Restated balance at 1 January 2018 於二零一八年一月一日之經重列結餘 | 80,272 | 1,610 | 26,624 | 5,008 | - | 8,907 | 8,468 | 240 | 131,129 |
| Repurchase of shares 購回股份 | (9,340) | - | - | - | - | - | - | - | (9,340) |
| Fair value gains on equity investment at fair value through other comprehensive income, net of tax 按公平值入賬及列入其他綜合收益之 股本投資之公平值收益，除稅淨額 | - | - | - | - | - | 10,527 | - | - | 10,527 |
| Currency translation differences 貨幣匯兌差額 | - | - | - | - | - | - | (21,551) | - | (21,551) |
| Transfer from retained earnings to special reserve 自保留盈利轉撥至特別儲備 | - | - | - | 2,030 | - | - | - | - | 2,030 |
| Acquisition of additional interest in subsidiaries 收購附屬公司之額外權益 | - | - | - | - | - | - | - | (510) | (510) |
| Balance at 31 December 2018 於二零一八年十二月三十一日之結餘 | 70,932 | 1,610 | 26,624 | 7,038 | - | 19,434 | (13,083) | (270) | 112,285 |

30 OTHER RESERVES (CONTINUED)

Notes:

- (i) Contributed surplus of the Company arose from a group reorganisation on 26 June 1990. The balance represents the difference between the nominal amount of the Company's shares issued under a scheme of arrangement and the consolidated shareholders' funds of Wong's Kong King Holdings Limited as at 26 June 1990 acquired by the Company under the Scheme. Under the Companies Act 1981 of Bermuda (as amended), the contributed surplus is available for distribution to the shareholders.
- (ii) The capital reserve arises from the changes in the Group's ownership interests in subsidiaries that do not result in a loss of control.

31 BANK BORROWINGS

30 其他儲備(續)

附註：

- (i) 於一九九零年六月二十六日集團重組產生之本公司實繳盈餘。該結餘指本公司根據計劃安排之已發行股份面值與本公司根據該計劃於一九九零年六月二十六日收購王氏港建集團有限公司之綜合股東資金之差額。根據百慕達一九八一年公司法(經修訂)，實繳盈餘可供分派予股東。
- (ii) 本集團於附屬公司之擁有權益變動(未有導致失去控制權)產生之股本儲備。

31 銀行借貸

| | 2018 二零一八年 HK\$'000 港幣千元 | 2017 二零一七年 HK\$'000 港幣千元 |
|--|-----------------------------------|-----------------------------------|
| Trust receipts loans 信託收據貸款 | 128,770 | 45,221 |
| Other bank borrowings, unsecured 其他無抵押銀行借貸 | 747,537 | 665,857 |
| | 876,307 | 711,078 |

The bank borrowings are repayable within one year.

銀行借貸須於一年內償還。

The effective interest rates per annum of the bank borrowings as at 31 December 2018 is 2.70% (2017: 1.93%).

於二零一八年十二月三十一日，銀行借貸之實際年利率為2.70% (二零一七年：1.93%)。

As at 31 December 2018, trust receipt loans were secured by inventories of HK\$128,770,000 (2017: HK\$45,221,000).

於二零一八年十二月三十一日，信託收據貸款以港幣128,770,000元(二零一七年：港幣45,221,000元)之存貨作抵押。

The Group's bank borrowings are denominated in the following currencies (amounts in original currency):

本集團銀行借貸乃按以下貨幣計值(原幣之金額)：

| | 2018 二零一八年 '000 千元 | 2017 二零一七年 '000 千元 |
|---------|-----------------------------|-----------------------------|
| HK\$ 港幣 | 64,446 | 315,968 |
| JPY 日圓 | 1,943,853 | 763,693 |
| USD 美元 | 79,866 | 38,305 |
| RMB 人民幣 | 38,854 | 34,600 |

32 OBLIGATIONS UNDER FINANCE LEASES

32 融資租賃承擔

| | Minimum lease payments 最低租賃付款 | | Present value of minimum lease payments 最低租賃付款現值 | |
|--|-----------------------------------|-----------------------------------|--|-----------------------------------|
| | 2018 二零一八年 HK\$'000 港幣千元 | 2017 二零一七年 HK\$'000 港幣千元 | 2018 二零一八年 HK\$'000 港幣千元 | 2017 二零一七年 HK\$'000 港幣千元 |
| Amounts payable under finance leases 融資租賃項下應付款項 | | | | |
| Within one year 一年內 | 37 | 34 | 35 | 34 |
| Between one to two years 一年至兩年 | 37 | 34 | 35 | 34 |
| Between two to five years 兩年至五年 | 14 | 48 | 14 | 44 |
| | 88 | 116 | 84 | 112 |
| Less: future finance charges 減：日後融資費用 | (3) | (4) | - | - |
| Present value of lease obligations 租賃承擔之現值 | 85 | 112 | 84 | 112 |
| Less: amount due for settlement within one year disclosed under current liabilities 減：於流動負債項下披露於一年內到期 結清之款項 | | | (35) | (34) |
| Amount due for settlement after one year 於一年後到期結清之款項 | | | 49 | 78 |

The Group's obligations under finance leases are secured by the lessor's charge over the leased assets.

As at 31 December 2018, the Group's finance lease obligations are denominated in Thailand Baht ("THB") and JPY.

本集團之融資租賃承擔乃以出租人於出租資產之質押作擔保。

於二零一八年十二月三十一日，本集團之融資租賃承擔乃按泰銖（「泰銖」）及日圓計值。

33 RETIREMENT BENEFIT OBLIGATIONS

33 退休福利承擔

| | 2018 二零一八年 HK\$'000 港幣千元 | 2017 二零一七年 HK\$'000 港幣千元 |
|--|-----------------------------------|-----------------------------------|
| Retirement benefits obligations 退休福利承擔 | | |
| – Defined benefits plans 界定福利計劃 | 7,612 | 8,797 |

The Group operates defined benefit plans for qualifying employees of its subsidiaries in Taiwan. The schemes are administrated by independent trustees with their assets held separately from those of the Group. Under the plans, the employees are entitled to a lump sum benefit equal to certain percentage of final salary on attainment of a retirement age of 55. No other post-retirement benefits are provided.

本集團為在台灣附屬公司之合資格僱員設立界定福利計劃。該等計劃由獨立信託人管理，其資產與本集團之資產分開持有。根據該等計劃，僱員有權享有一筆數額相等於年滿55歲退休年齡時最終薪金之某一百分比之福利。並無提供其他退休後福利。

176

The most recent actuarial valuations of plan assets and the present value of the defined benefit obligations were carried out at 31 December 2018 by a Taiwan qualified actuary. The present value of the defined benefit obligations, the related current service cost and past service cost were measured using the projected unit credit method.

計劃資產之最近期精算估值及界定福利承擔之現值乃由台灣合資格精算師於二零一八年十二月三十一日進行。界定福利承擔之現值、有關當期服務成本及以往服務成本均採用預計單位貸記法計算。

Amounts recognised in the consolidated income statement in respect of these defined benefits plans are as follows:

合併利潤表確認有關上述界定福利計劃之金額如下：

| | 2018 二零一八年 HK\$'000 港幣千元 | 2017 二零一七年 HK\$'000 港幣千元 |
|-----------------------------|-----------------------------------|-----------------------------------|
| Current service cost 當期服務成本 | 230 | 232 |
| Interest cost 利息成本 | 261 | 311 |
| Interest income 利息收入 | (166) | (207) |
| | 325 | 336 |

The charge for the year has been included in employee benefit expenses.

本年度有關費用已計入僱員福利開支內。

33 RETIREMENT BENEFIT OBLIGATIONS (CONTINUED)

The principal assumptions used for the purpose of the actuarial valuations were as follows:

| | 2018 二零一八年 | 2017 二零一七年 |
|--|---------------|---------------|
| Discount rate 貼現率 | 0.9% – 1.2% | 1.1% – 1.4% |
| Turnover rate 離職率 | 0.0% – 20.0% | 0.0% – 20.0% |
| Expected rate of salary increases 預計薪金增長幅度 | 2.5% – 3.5% | 3.5% |

The amount included in the consolidated balance sheet arising from the Group's obligations in respect of its defined benefit retirement plans is as follows:

| | 2018 二零一八年 HK\$'000 港幣千元 | 2017 二零一七年 HK\$'000 港幣千元 |
|--|-----------------------------------|-----------------------------------|
| Present value of funded defined benefit obligations 已撥款之界定福利承擔之現值 | (22,814) | (23,686) |
| Fair value of plan assets 計劃資產之公平值 | 15,202 | 14,889 |
| Net defined benefit obligations 界定福利承擔淨額 | (7,612) | (8,797) |

33 退休福利承擔 (續)

精算估值所採用之主要假設如下：

| | 2018 二零一八年 | 2017 二零一七年 |
|--|---------------|---------------|
| Discount rate 貼現率 | 0.9% – 1.2% | 1.1% – 1.4% |
| Turnover rate 離職率 | 0.0% – 20.0% | 0.0% – 20.0% |
| Expected rate of salary increases 預計薪金增長幅度 | 2.5% – 3.5% | 3.5% |

因本集團就其界定退休福利計劃而產生並已計入合併資產負債表之承擔金額如下：

| | 2018 二零一八年 HK\$'000 港幣千元 | 2017 二零一七年 HK\$'000 港幣千元 |
|--|-----------------------------------|-----------------------------------|
| Present value of funded defined benefit obligations 已撥款之界定福利承擔之現值 | (22,814) | (23,686) |
| Fair value of plan assets 計劃資產之公平值 | 15,202 | 14,889 |
| Net defined benefit obligations 界定福利承擔淨額 | (7,612) | (8,797) |

33 RETIREMENT BENEFIT OBLIGATIONS (CONTINUED)

Movements in the present value of the defined benefit obligations in the current year were as follows:

| | 2018 二零一八年 HK\$'000 港幣千元 | 2017 二零一七年 HK\$'000 港幣千元 |
|--|-----------------------------------|-----------------------------------|
| Opening defined benefit obligations 年初界定福利承擔 | (23,686) | (20,519) |
| Current service cost 當期服務成本 | (230) | (232) |
| Interest cost 利息成本 | (261) | (311) |
| Remeasurements: 重新計量： | | |
| – Loss from change in demographic assumptions 人口統計假設變動之虧損 | (627) | – |
| – Gain/(loss) from change in financial assumptions 財務假設變動之收益／(虧損) | 1,561 | (830) |
| – Experience adjustments 經驗調整 | (179) | 26 |
| Exchange differences on foreign plans 境外計劃之換算差額 | 608 | (1,820) |
| Closing defined benefit obligations 年底界定福利承擔 | (22,814) | (23,686) |

Movements in the fair value of the plan assets in the current year were as follows:

| | 2018 二零一八年 HK\$'000 港幣千元 | 2017 二零一七年 HK\$'000 港幣千元 |
|---|-----------------------------------|-----------------------------------|
| Opening fair value of plan assets 年初計劃資產之公平值 | 14,889 | 13,094 |
| Interest income 利息收入 | 166 | 207 |
| Remeasurements: 重新計量： | | |
| – Gain/(loss) on plan assets, excluding amounts included in interest income 計劃資產之收益／(虧損)，不包括計入利息收入之款項 | 99 | (46) |
| Exchange differences on foreign plans 境外計劃之換算差額 | (393) | 1,157 |
| Contributions from the employer 僱主供款 | 441 | 477 |
| Closing fair value of plan assets 年底計劃資產之公平值 | 15,202 | 14,889 |

33 退休福利承擔 (續)

本年度界定福利承擔現值之變動如下：

| | 2018 二零一八年 HK\$'000 港幣千元 | 2017 二零一七年 HK\$'000 港幣千元 |
|--|-----------------------------------|-----------------------------------|
| Opening defined benefit obligations 年初界定福利承擔 | (23,686) | (20,519) |
| Current service cost 當期服務成本 | (230) | (232) |
| Interest cost 利息成本 | (261) | (311) |
| Remeasurements: 重新計量： | | |
| – Loss from change in demographic assumptions 人口統計假設變動之虧損 | (627) | – |
| – Gain/(loss) from change in financial assumptions 財務假設變動之收益／(虧損) | 1,561 | (830) |
| – Experience adjustments 經驗調整 | (179) | 26 |
| Exchange differences on foreign plans 境外計劃之換算差額 | 608 | (1,820) |
| Closing defined benefit obligations 年底界定福利承擔 | (22,814) | (23,686) |

本年度計劃資產公平值之變動如下：

| | 2018 二零一八年 HK\$'000 港幣千元 | 2017 二零一七年 HK\$'000 港幣千元 |
|---|-----------------------------------|-----------------------------------|
| Opening fair value of plan assets 年初計劃資產之公平值 | 14,889 | 13,094 |
| Interest income 利息收入 | 166 | 207 |
| Remeasurements: 重新計量： | | |
| – Gain/(loss) on plan assets, excluding amounts included in interest income 計劃資產之收益／(虧損)，不包括計入利息收入之款項 | 99 | (46) |
| Exchange differences on foreign plans 境外計劃之換算差額 | (393) | 1,157 |
| Contributions from the employer 僱主供款 | 441 | 477 |
| Closing fair value of plan assets 年底計劃資產之公平值 | 15,202 | 14,889 |

33 RETIREMENT BENEFIT OBLIGATIONS (CONTINUED)

Plan assets comprise:

| | 2018 二零一八年 | | 2017 二零一七年 | |
|--|------------------|-----|------------------|-----|
| | HK\$'000 港幣千元 | % | HK\$'000 港幣千元 | % |
| Share investments in financial institutions 所佔金融機構之股份投資 | 15,202 | 100 | 14,889 | 100 |

The sensitivity of the defined benefit obligations to changes in the assumption is:

33 退休福利承擔 (續)

計劃資產包括：

界定福利承擔對假設變動之敏感度：

| | Change in assumption 假設變動 | Impact on defined benefit obligation 對界定福利承擔之影響 | |
|-----------------------------|----------------------------------|--|--|
| | | Increase in assumption 假設增加 | Decrease in assumption 假設減少 |
| Discount rate 貼現率 | 50-100 basis points 50至100個基點 | Decrease by HK\$1,293,000 減少 港幣1,293,000元 | Increase by HK\$1,417,000 增加 港幣1,417,000元 |
| Salary growth rate 薪金增長率 | 50-100 basis points 50至100個基點 | Increase by HK\$1,243,000 增加 港幣1,243,000元 | Decrease by HK\$1,152,000 減少 港幣1,152,000元 |

The above sensitivity analysis is based on a change in an assumption while holding all other assumptions constant. In practice, this is unlikely to occur, and changes in some of the assumptions may be correlated. When calculating the sensitivity of the defined benefit obligation to significant actuarial assumptions, the same method (present value of the defined benefit obligation calculated with the projected unit credit method at the end of the reporting period) has been applied when calculating the pension liability recognised within the balance sheet.

上述敏感度分析乃以一項假設變動而所有其他假設維持不變為基礎。實際上，此情況不大可能發生，而部分假設之變動可能互相關聯。當計算界定福利承擔對重大精算假設之敏感度時，已應用與計算於資產負債表內確認之退休金責任相同之方法（按於報告期末之預測單位信貸法計算界定福利承擔之現值）。

33 RETIREMENT BENEFIT OBLIGATIONS (CONTINUED)

Through its defined benefit pension plan, the Group is exposed to a number of risks, the most significant of which are detailed below:

(a) Asset volatility

The plan liabilities are calculated using a discount rate set with reference to corporate bond yields; if plan assets underperform this yield, this will create a deficit.

(b) Changes in bond yields

A decrease in corporate bond yields will increase plan liabilities, although this will be partially offset by an increase in the value of the plans' bond holdings, if any.

(c) Inflation risk

The Group's pension obligations are linked to inflation, and higher inflation will lead to higher liabilities. The majority of the plan's assets are either unaffected by or loosely correlated with inflation, meaning that an increase in inflation will also increase the deficit.

(d) Life expectancy

The majority of the plans' obligations are to provide benefits for the life of the member, so increases in life expectancy will result in an increase in the plans' liabilities.

Expected contributions to retirement benefit plans for the year ending 31 December 2018 are HK\$308,000.

The weighted average duration of the defined benefit obligation is 28.6 years.

33 退休福利承擔 (續)

本集團因其界定福利退休金計劃面對多項風險，最重大者詳列如下：

(a) 資產波幅

計劃責任乃使用參考公司債券孳息率制定之貼現率計算；如計劃資產表現未如此孳息率，將產生虧絀。

(b) 債券孳息率變動

公司債券孳息率減少將增加計劃責任，儘管此情況將由計劃持有之債券價值增加(如有)部分抵銷。

(c) 通脹風險

本集團之退休金承擔與通脹掛鈎，通脹越高，責任越大。計劃資產大部分不受通脹影響，與通脹亦無緊密聯繫，即通脹增加同時會增加虧絀。

(d) 預期壽命

計劃承擔大部分乃為成員之餘生提供福利，故預期壽命增加將導致計劃責任增加。

截至二零一八年十二月三十一日止年度之退休福利計劃預期供款為港幣308,000元。

界定福利承擔之加權平均年期為28.6年。

34 TRADE, BILLS AND OTHER PAYABLES**34 貿易應付賬款、應付票據及其他應付賬款**

| | 2018 二零一八年 HK\$'000 港幣千元 | 2017 二零一七年 HK\$'000 港幣千元 |
|---|-----------------------------------|-----------------------------------|
| Trade payables 貿易應付賬款 | 648,640 | 730,230 |
| Bills payables 應付票據 | 4,249 | 36,667 |
| | 652,889 | 766,897 |
| Accruals and other payables 應計費用及其他應付賬款 | 229,335 | 318,958 |
| | 882,224 | 1,085,855 |

The following is an ageing analysis of trade and bills payables based on goods receipt dates at the end of reporting period:

以下為貿易應付賬款及應付票據於報告期末基於收貨日期計算之賬齡分析：

| | 2018 二零一八年 HK\$'000 港幣千元 | 2017 二零一七年 HK\$'000 港幣千元 |
|----------------------|-----------------------------------|-----------------------------------|
| 0 to 30 days 0至30天 | 469,718 | 480,040 |
| 31 to 60 days 31至60天 | 101,614 | 149,074 |
| 61 to 90 days 61至90天 | 35,646 | 88,447 |
| Over 90 days 90天以上 | 45,911 | 49,336 |
| | 652,889 | 766,897 |

35 NOTES TO THE CONSOLIDATED STATEMENT OF CASH FLOWS **35 合併現金流量表附註**

(a) Cash (used in)/generated from operations:

(a) 經營業務(所用)／所得現金：

| | 2018 二零一八年 HK\$'000 港幣千元 | 2017 二零一七年 HK\$'000 港幣千元 |
|---|-----------------------------------|-----------------------------------|
| Profit before income tax 除所得稅前溢利 | 120,985 | 153,030 |
| Adjustments for: 經調整下列各項： | | |
| – Interest costs 利息成本 | 20,253 | 10,928 |
| – Interest income 利息收入 | (3,377) | (3,390) |
| – Dividend income from available-for-sale financial assets 可供出售金融資產之股息收入 | – | (931) |
| – Dividend income from financial assets at fair value through other comprehensive income 按公平值入賬及列入其他綜合收益之股息收入 | (1,059) | – |
| – Depreciation of property, plant and equipment 物業、廠房及設備折舊 | 51,215 | 47,064 |
| – Amortisation of land use rights 土地使用權攤銷 | 361 | 360 |
| – Amortisation of intangible assets 無形資產攤銷 | 2,619 | 2,619 |
| – Allowance for/(write-back of) obsolescence of inventories 陳舊存貨撥備／(撥備撥回) | 2,359 | (328) |
| – Loss on disposal of property, plant and equipment 出售物業、廠房及設備之虧損 | 929 | 788 |
| – Provision for impairment loss on available-for-sale financial assets 可供出售金融資產之減值虧損撥備 | – | 60 |
| – Net impairment loss on financial assets 金融資產之減值虧損淨額 | 588 | 5,063 |
| – Write-back of impairment loss of amount due from a joint venture 應收一間合營公司款項之減值虧損撥備撥回 | – | (305) |
| – Net fair value loss on derivative financial instruments 衍生金融工具之公平值虧損淨額 | (672) | (607) |
| – Effect of foreign exchange rate changes 匯率變動之影響 | (16,607) | 20,422 |
| Changes in working capital: 營運資金變動： | 177,594 | 234,773 |
| – Inventories 存貨 | (162,889) | (245,481) |
| – Trade and other receivables 貿易及其他應收賬款 | (135,844) | (137,568) |
| – Contract assets 合約資產 | (25,334) | – |
| – Deposits and prepayments 按金及預付款項 | (10,267) | (17,064) |
| – Retirement benefit obligations 退休福利承擔 | (330) | 522 |
| – Trade, bills and other payables 貿易應付賬款、應付票據及其他應付賬款 | (203,631) | 251,601 |
| – Contract liabilities 合約負債 | 75,017 | – |
| Cash (used in)/generated from operations 經營業務(所用)／所得現金 | (285,684) | 86,783 |

35 NOTES TO THE CONSOLIDATED STATEMENT OF CASH FLOWS (CONTINUED)

(b) In the consolidated statement of cash flows, proceeds from disposal of property, plant and equipment comprise:

| | 2018 二零一八年 HK\$'000 港幣千元 | 2017 二零一七年 HK\$'000 港幣千元 |
|---|-----------------------------------|-----------------------------------|
| Net book amount 賬面淨值 | 1,688 | 2,415 |
| Loss on disposal of property, plant and equipment 出售物業、廠房及設備之虧損 | (929) | (788) |
| Proceeds from disposal of property, plant and equipment 出售物業、廠房及設備所得款項 | 759 | 1,627 |

36 COMMITMENTS

(a) Capital commitments

Capital expenditure contracted for but not yet incurred:
已訂約但未產生之資本開支：

Acquisition of property, plant and equipment
購置物業、廠房及設備

| | | |
|--|-----|-----|
| | 410 | 619 |
|--|-----|-----|

(b) Operating lease commitments

At the end of the reporting periods, the Group had commitments for future minimum lease payments under non-cancellable operating leases in respect of the rented premises which would fall due as follows:

| | 2018 二零一八年 HK\$'000 港幣千元 | 2017 二零一七年 HK\$'000 港幣千元 |
|--|-----------------------------------|-----------------------------------|
| Within one year 一年內 | 21,270 | 24,267 |
| In the second to fifth years inclusive 第二至第五年(包括首尾兩年) | 36,497 | 27,541 |
| Over five years 五年以上 | - | 721 |
| | 57,767 | 52,529 |

35 合併現金流量表附註(續)

(b) 於合併現金流量表中，出售物業、廠房及設備之所得款項包括：

| | 2018 二零一八年 HK\$'000 港幣千元 | 2017 二零一七年 HK\$'000 港幣千元 |
|---|-----------------------------------|-----------------------------------|
| Net book amount 賬面淨值 | 1,688 | 2,415 |
| Loss on disposal of property, plant and equipment 出售物業、廠房及設備之虧損 | (929) | (788) |
| Proceeds from disposal of property, plant and equipment 出售物業、廠房及設備所得款項 | 759 | 1,627 |

36 承擔

(a) 資本承擔

| | 2018 二零一八年 HK\$'000 港幣千元 | 2017 二零一七年 HK\$'000 港幣千元 |
|---|-----------------------------------|-----------------------------------|
| Capital expenditure contracted for but not yet incurred: 已訂約但未產生之資本開支： | | |
| Acquisition of property, plant and equipment 購置物業、廠房及設備 | 410 | 619 |

(b) 經營租賃承擔

於報告期末，本集團就租賃物業之不可撤銷經營租賃項下之未來最低租賃付款到期應付之承擔如下：

| | 2018 二零一八年 HK\$'000 港幣千元 | 2017 二零一七年 HK\$'000 港幣千元 |
|--|-----------------------------------|-----------------------------------|
| Within one year 一年內 | 21,270 | 24,267 |
| In the second to fifth years inclusive 第二至第五年(包括首尾兩年) | 36,497 | 27,541 |
| Over five years 五年以上 | - | 721 |
| | 57,767 | 52,529 |

37 RELATED PARTY TRANSACTIONS

Related parties refer to entities in which the Company has the ability, directly or indirectly, to control the other party or exercise significant influence over the other party in making financial and operating decisions, or directors or officers of the Company and its subsidiaries.

The Group is ultimately controlled by Mr. Senta Wong, chairman of the board of directors.

- (a) During the year, the Group entered into the following transactions with its related parties:

37 關連人士交易

關連人士指本公司能直接或間接控制另一方或對該另一方之財務及經營決策發揮重要影響力之實體，或指本公司及其附屬公司之董事或高級人員。

本集團由董事會主席王忠桐先生最終控制。

- (a) 於本年度，本集團曾與其關連人士進行下列交易：

| | For the year ended | | Amount due from | |
|--|--------------------|----------|-----------------|----------|
| | 31 December | | related parties | |
| | 截至十二月三十一日止年度 | | 應收關連人士之款項 | |
| | 2018 | 2017 | 2018 | 2017 |
| | 二零一八年 | 二零一七年 | 二零一八年 | 二零一七年 |
| | HK\$'000 | HK\$'000 | HK\$'000 | HK\$'000 |
| | 港幣千元 | 港幣千元 | 港幣千元 | 港幣千元 |
| Ticketing and touring income (Notes i and iv) | | | | |
| 票務及旅遊收益 (附註i及iv) | 184 | 501 | - | 10 |
| Ticketing and touring income (Notes ii and iv) | | | | |
| 票務及旅遊收益 (附註ii及iv) | 683 | 380 | 28 | 79 |
| Service fee income (Notes iii and iv) | | | | |
| 服務費收益 (附註iii及iv) | 118 | 118 | - | - |
| Rental expense (Notes i and iv) | | | | |
| 租金支出 (附註i及iv) | 996 | 996 | - | - |

Notes:

- (i) Related party is a company of which Mr. Senta Wong is a director having control or significant influence over that company.
- (ii) Related parties are Mr. Edward Tsui, Mr. Vinci Wong, Mr. Victor Chang and his close family member and a company of which Mr. Byron Ho is a director having control or significant influence over the company.
- (iii) Related party is Wesi Technology Limited, a joint venture of the Group.
- (iv) All of the transactions were carried out in the normal course of the Group's business and the terms as agreed between the transacting parties.

附註：

- (i) 關連人士乃一間王忠桐先生為董事並擁有控制權或重要影響力之公司。
- (ii) 關連人士乃徐應春先生、王賢誌先生、張瑞樂先生及及近親家族成員及一間何樹燦先生為董事並擁有控制權或重要影響力之公司。
- (iii) 關連人士乃本集團之一間合營公司Wesi Technology Limited。
- (iv) 所有交易乃於本集團一般業務過程中按交易各方所協定之條款進行。

37 RELATED PARTY TRANSACTIONS
(CONTINUED)

(b) Key management remuneration

The remuneration of key management during the year was as follows:

| | 2018 二零一八年 HK\$'000 港幣千元 | 2017 二零一七年 HK\$'000 港幣千元 |
|---|-----------------------------------|-----------------------------------|
| Salaries, wages, commission and allowances 薪金、工資、佣金及津貼 | 64,288 | 66,881 |
| Post-employment benefits 退休福利 | 2,097 | 2,181 |
| | 66,385 | 69,062 |

37 關連人士交易 (續)

(b) 主要管理人員之酬金

主要管理人員於年內之酬金如下：

**38 BALANCE SHEET AND RESERVES
MOVEMENTS OF THE COMPANY**

38 本公司之資產負債表及儲備變動

| | 2018 二零一八年 HK\$'000 港幣千元 | 2017 二零一七年 HK\$'000 港幣千元 |
|--|-----------------------------------|-----------------------------------|
| ASSETS 資產 | | |
| Non-current assets 非流動資產 | | |
| Subsidiaries 附屬公司 | 571,771 | 573,286 |
| Current assets 流動資產 | | |
| Prepayments 預付款項 | 231 | 227 |
| Cash and cash equivalents 現金及現金等值項目 | 436 | 4,889 |
| Total current assets 流動資產總額 | 667 | 5,116 |
| Total assets 資產總額 | 572,438 | 578,402 |
| EQUITY 股權 | | |
| Capital and reserves attributable to owners of the Company 本公司權益持有者應佔股本及儲備 | | |
| Share capital 股本 | 72,945 | 73,771 |
| Reserves 儲備 | 211,604 | 269,272 |
| | Note (a) 附註(a) | |
| Total equity 股權總額 | 284,549 | 343,043 |
| LIABILITIES 負債 | | |
| Current liabilities 流動負債 | | |
| Amount due to a subsidiary 應付一間附屬公司之款項 | 285,937 | 233,459 |
| Accruals and other payables 應計費用及其他應付賬款 | 1,952 | 1,900 |
| Total current liabilities 流動負債總額 | 287,889 | 235,359 |
| Total equity and liabilities 股權及負債總額 | 572,438 | 578,402 |
| Net current liabilities 流動負債淨額 | (287,222) | (230,243) |
| Total assets less current liabilities 資產總額減流動負債 | 284,549 | 343,043 |

The balance sheet of the Company was approved by the Board of Directors on 14 March 2019 and was signed on its behalf.

Senta Wong
Director

Byron Shu-Chan Ho
Director

本公司之資產負債表已於二零一九年三月十四日經董事會批准並由以下董事代表簽署。

王忠桐
董事

何樹燦
董事

38 BALANCE SHEET AND RESERVE MOVEMENT OF THE COMPANY (CONTINUED)

38 本公司之資產負債表及儲備變動 (續)

Note (a) Reserves movements of the Company

附註(a) 本公司之儲備變動

| Company 本公司 | Share premium 股份溢價 HK\$'000 港幣千元 | Capital redemption reserve 股本贖回 儲備 HK\$'000 港幣千元 | Contributed surplus (Note (i)) 實繳盈餘 (附註(i)) HK\$'000 港幣千元 | Retained earnings 保留盈利 HK\$'000 港幣千元 | Total 總計 HK\$'000 港幣千元 |
|--|--|--|---|--|---------------------------------|
| Balances at 31 December 2016 and 1 January 2017 | | | | | |
| 於二零一六年十二月三十一日及 二零一七年一月一日之結餘 | | | | | |
| | 96,083 | 1,610 | 77,253 | 137,386 | 312,332 |
| Profit for the year 本年度溢利 | - | - | - | 6,601 | 6,601 |
| Repurchase of shares 購回股份 | (15,811) | - | - | - | (15,811) |
| 2016 final dividend 二零一六年末期股息 | - | - | - | (26,328) | (26,328) |
| 2017 interim dividend 二零一七年年中期股息 | - | - | - | (7,522) | (7,522) |
| Balances at 31 December 2017 and 1 January 2018 | | | | | |
| 於二零一七年十二月三十一日及 二零一八年一月一日之結餘 | | | | | |
| | 80,272 | 1,610 | 77,253 | 110,137 | 269,272 |
| Profit for the year 本年度溢利 | - | - | - | 6,381 | 6,381 |
| Repurchase of shares 購回股份 | (9,340) | - | - | - | (9,340) |
| 2017 final dividend 二零一七年末期股息 | - | - | - | (43,767) | (43,767) |
| 2018 interim dividend 二零一八年年中期股息 | - | - | - | (10,942) | (10,942) |
| Balance at 31 December 2018 | | | | | |
| 於二零一八年十二月三十一日之結餘 | | | | | |
| | 70,932 | 1,610 | 77,253 | 61,809 | 211,604 |

Note:

附註：

- (i) Contributed surplus of the Company arose from a group reorganisation on 26 June 1990. The balance represents the difference between the nominal amount of the Company's shares issued under a scheme of arrangement and the consolidated shareholders' funds of Wong's Kong King Holdings Limited as at 26 June 1990 acquired by the Company under the scheme. Under the Companies Act 1981 of Bermuda (as amended), the contributed surplus is available for distribution to the shareholders.

- (i) 於一九九零年六月二十六日集團重組產生之本公司實繳盈餘。該結餘指本公司根據計劃安排之已發行股份面值與本公司根據該計劃於一九九零年六月二十六日收購王氏港建集團有限公司之綜合股東資金之差額。根據百慕達一九八一年公司法(經修訂)，實繳盈餘可供分派予股東。

39 PARTICULARS OF PRINCIPAL SUBSIDIARIES

Details of the principal subsidiaries as at 31 December 2018 are as follows:

39 主要附屬公司詳情

於二零一八年十二月三十一日，主要附屬公司詳情如下：

| Name of company 公司名稱 | Class of share capital held 所持股本類別 | Place of incorporation/ establishment 註冊成立/ 成立地點 | Place of operation 經營地點 | Particular of issued share capital/paid up registered capital 已發行股本/ 實繳註冊資本詳情 | Attributable equity interest of the Group (%) 本集團應佔股本權益(%) | Principal activities 主要業務 |
|--|---------------------------------------|---|----------------------------|---|---|---|
| Direct subsidiary 直接附屬公司 | | | | | | |
| Asean Limited | Ordinary 普通股 | British Virgin Islands 英屬維爾京群島 | Hong Kong 香港 | USD1 1美元 | 100 | Investment holding 投資控股 |
| Brilliant Elite Hong Kong Limited 卓越光像薄膜香港有限公司 | Ordinary 普通股 | Hong Kong 香港 | Hong Kong 香港 | HKS1 港幣1元 | 100 | Investment holding 投資控股 |
| Taiwan Kong King Co., Limited [#] 台灣港建股份有限公司 [#] | Ordinary 普通股 | Taiwan 台灣 | Taiwan 台灣 | NTD362,888,940 新台幣362,888,940元 | 67.44 | Investment holding and trading 投資控股及貿易 |
| Wong's Kong King Holdings Limited 王氏港建集團有限公司 | Ordinary 普通股 | Hong Kong 香港 | Hong Kong 香港 | HK\$47,687,809 港幣47,687,809元 | 100 | Investment holding 投資控股 |
| WKK Technology Limited 王氏港建科技有限公司 | Ordinary 普通股 | Hong Kong 香港 | Hong Kong 香港 | HK\$400,500,000 港幣400,500,000元 | 100 | Manufacturing and selling of electrical and electronic products 製造及銷售電器及電子產品 |
| Indirect subsidiary 間接附屬公司 | | | | | | |
| Dongguan Wong's Kong King Electronics Co., Limited ^{1#} 東莞王氏港建電子有限公司 ^{1#} | Contributed capital 注資 | PRC 中國 | PRC 中國 | HK\$673,600,000 港幣673,600,000元 | 100 | Manufacturing and selling of electrical and electronic products 製造及銷售電器及電子產品 |
| 東莞卓越光像薄膜有限公司 ^{1#} | Contributed capital 注資 | PRC 中國 | PRC 中國 | HK\$27,420,000 港幣27,420,000元 | 100 | Manufacturing of film products 製造薄膜產品 |
| Dongguan Nissin Plastic Products Co., Ltd. ^{1#} 東莞日新塑膠製品有限公司 ^{1#} | Contributed capital 注資 | PRC 中國 | PRC 中國 | HK\$111,340,000 港幣111,340,000元 | 100 | Manufacturing of plastic products 製造塑膠產品 |

39 PARTICULARS OF PRINCIPAL SUBSIDIARIES
(CONTINUED)

39 主要附屬公司詳情 (續)

| Name of company 公司名稱 | Class of share capital held 所持股本類別 | Place of incorporation/ establishment 註冊成立/ 成立地點 | Place of operation 經營地點 | Particular of issued share capital/paid up registered capital 已發行股本/ 實繳註冊資本詳情 | Attributable equity interest of the Group (%) 本集團應佔 股本權益(%) | Principal activities 主要業務 |
|---|---|--|-----------------------------------|--|---|--|
| Indirect subsidiary (Continued) 間接附屬公司 (續) | | | | | | |
| Grace Year Enterprises Limited 仲年企業有限公司 | Ordinary 普通股 | Hong Kong 香港 | PRC 中國 | HK\$2 港幣2元 | 100 | Trading and distribution of plastic products 塑膠產品貿易及經銷 |
| Headway Holdings Limited ^d 進展控股有限公司 ^d | Ordinary 普通股 | Samoa 薩摩亞 | Taiwan 台灣 | USD1,100,000 1,100,000美元 | 67.44 | Trading and investment holding 貿易及投資控股 |
| Hong Kong Taiwan Kong King Limited 香港台灣港建有限公司 | Ordinary 普通股 | Hong Kong 香港 | Hong Kong 香港 | HK\$26,210,000 港幣26,210,000元 | 67.44 | Trading and distribution of industrial products 貿易及經銷工業產品 |
| Nissin Co., Limited | Ordinary 普通股 | British Virgin Islands 英屬維爾京群島 | PRC 中國 | USD4,500,001 4,500,001美元 | 100 | Investment holding and trading and distribution of plastic products 投資控股、塑膠產品貿易 及經銷 |
| Speady Snatch Company Limited 達務有限公司 | Ordinary 普通股 | Hong Kong 香港 | Hong Kong 香港 | HK\$400,000,002 港幣400,000,002元 | 100 | Investment holding 投資控股 |
| Taiwan WKK Distribution Co., Ltd. ^g 台灣王氏港建經銷股份有限公司 ^g | Ordinary 普通股 | Taiwan 台灣 | Taiwan 台灣 | NTD1,000,000 新台幣1,000,000元 | 100 | Trading and distribution of industrial products 貿易及經銷工業產品 |
| WKK America (Holdings) Inc. ^h | Ordinary 普通股 | United States of America 美國 | United States of America 美國 | USD45,000 45,000美元 | 100 | Marketing 市場拓展 |
| WKK Asia Pacific Limited 王氏港建亞洲太平洋有限公司 | Ordinary 普通股 | British Virgin Islands 英屬維爾京群島 | Hong Kong 香港 | USD1 1美元 | 100 | Investment holding 投資控股 |
| WKK China Limited 王氏港建中國有限公司 | Ordinary 普通股 | Hong Kong 香港 | Hong Kong 香港 | HK\$500,000 港幣500,000元 | 100 | Trading, distribution and installation of turnkey production facilities 貿易、經銷及安裝全套 包辦式生產設備 |

39 PARTICULARS OF PRINCIPAL SUBSIDIARIES
(CONTINUED)

39 主要附屬公司詳情 (續)

| Name of company 公司名稱 | Class of share capital 所持股本類別 | Place of incorporation/ establishment 註冊成立/ 成立地點 | Place of operation 經營地點 | Particular of issued share capital/paid up registered capital 已發行股本/ 實繳註冊資本詳情 | Attributable equity interest of the Group (%) 本集團應佔 股本權益(%) | Principal activities 主要業務 |
|--|-------------------------------------|--|-------------------------------|--|---|---|
| Indirect subsidiary (Continued) 間接附屬公司 (續) | | | | | | |
| WKK Distribution Limited 王氏港建經銷有限公司 | Ordinary 普通股 | Hong Kong 香港 | Hong Kong 香港 | HK\$1,000,000 港幣1,000,000元 | 100 | Investment holding 投資控股 |
| WKK Electronic Equipment Limited 王氏港建電子設備有限公司 | Ordinary 普通股 | Hong Kong 香港 | Hong Kong 香港 | HK\$2 港幣2元 | 100 | Trading and distribution 貿易及經銷 |
| WKK Engineering Service Limited 王氏港建機器維修服務有限公司 | Ordinary 普通股 | Hong Kong 香港 | Hong Kong 香港 | HK\$2,000 港幣2,000元 | 100 | Provision of engineering services 提供工程維修服務 |
| WKK Japan Limited [#] | Ordinary 普通股 | Japan 日本 | Japan 日本 | JPY50,000,000 50,000,000日圓 | 100 | Marketing 市場拓展 |
| WKK Distribution (Singapore) Pte Ltd [#] | Ordinary 普通股 | Singapore 新加坡 | Singapore 新加坡 | SGD1,800,000 坡幣1,800,000元 | 100 | Trading and distribution in electronics components and printed circuit boards and other related products 電子零件及印刷電路板 及其他有關產品 貿易及經銷 |
| WKK PCB Trading Limited 王氏港建電路板貿易有限公司 | Ordinary 普通股 | Hong Kong 香港 | Hong Kong 香港 | HK\$2 港幣2元 | 100 | Trading and distribution 貿易及經銷 |
| WKK (Thailand) Limited [#] | Ordinary 普通股 | Thailand 泰國 | Thailand 泰國 | Common shares THB2,450,000 普通股 2,450,000泰銖 Preference shares THB2,550,000 優先股 2,550,000泰銖 | 100 | Trading and distribution of industrial products 貿易及經銷工業產品 |
| WKK Travel Limited 王氏港建旅遊有限公司 | Ordinary 普通股 | Hong Kong 香港 | Hong Kong 香港 | HK\$4,600,000 港幣4,600,000元 | 100 | Travel ticketing 旅遊票務 |
| 王氏港建科技設備(深圳)有限公司 [#] | Contributed capital 注資 | PRC 中國 | PRC 中國 | HK\$24,000,000 港幣24,000,000元 | 100 | Trading and distribution in printed circuit boards and semi-conductors equipment 印刷電路板及半導體 設備貿易及經銷 |

39 PARTICULARS OF PRINCIPAL SUBSIDIARIES
(CONTINUED)

39 主要附屬公司詳情 (續)

| Name of company 公司名稱 | Class of share capital held 所持股本類別 | Place of incorporation/ establishment 註冊成立/ 成立地點 | Place of operation 經營地點 | Particular of issued share capital/paid up registered capital 已發行股本/ 實繳註冊資本詳情 | Attributable equity interest of the Group (%) 本集團應佔 股本權益(%) | Principal activities 主要業務 |
|--|---|--|-------------------------------|--|---|---|
| Indirect subsidiary (Continued) 間接附屬公司 (續) | | | | | | |
| 王氏港建科技設備(成都)有限公司 [#] | Contributed capital 注資 | PRC 中國 | PRC 中國 | HK\$5,000,000 港幣5,000,000元 | 100 | Trading and distribution in printed circuit boards and semi-conductors equipment 印刷電路板及半導體 設備貿易及經銷 |
| 港建科技(蘇州)有限公司 [#] | Contributed capital 注資 | PRC 中國 | PRC 中國 | USD2,500,000 2,500,000美元 | 67.44 | Trading and distribution of industrial products 貿易及經銷工業產品 |
| 建置科技(蘇州)有限公司 [#] | Contributed capital 注資 | PRC 中國 | PRC 中國 | USD1,623,700 1,623,700美元 | 67.44 | Design, production and testing of electronic components 設計、生產及測試 電子零件 |
| 王氏港建貿易(上海)有限公司 [#] | Contributed capital 注資 | PRC 中國 | PRC 中國 | USD2,980,000 2,980,000美元 | 100 | Trading and distribution in printed circuit boards and semi-conductors equipment 印刷電路板及半導體 設備貿易及經銷 |
| 王氏港建(上海)設備維修服務 有限公司 [#] | Contributed capital 注資 | PRC 中國 | PRC 中國 | USD310,000 310,000美元 | 100 | Provision of maintenance and after sales services 提供維修及售後服務 |
| 東莞王氏港建機械有限公司 [#] | Contributed capital 注資 | PRC 中國 | PRC 中國 | USD2,050,000 2,050,000美元 | 100 | Manufacturing, trading and distribution of industrial products 製造、貿易及 經銷工業產品 |

¹ Company registered as wholly-owned foreign enterprises under PRC law.

[#] Companies not audited by PricewaterhouseCoopers.

¹ 根據中國法律註冊成為全資外資企業之公司。

[#] 非由羅兵咸永道會計師事務所審核之公司。

39 PARTICULARS OF PRINCIPAL SUBSIDIARIES
(CONTINUED)

The above table lists the subsidiaries of the Group which, in the opinion of the directors, principally affected the results or assets of the Group.

None of the subsidiaries had issued any debt securities subsisting at the end of the year or any time during the year.

39 主要附屬公司詳情 (續)

上表載列董事認為對本集團之業績或資產有重要影響之本集團附屬公司。

概無附屬公司發行於年結日或年內任何時間存續之債務證券。

