



MAN YUE TECHNOLOGY HOLDINGS LIMITED 萬裕科技集團有限公司

(Incorporated in Bermuda with limited liability)

(於百慕達註冊成立之有限公司)

(Stock Code 股份代號：00894)

2020 ANNUAL REPORT 年報




SAVE OIL,
SAVE MINERALS,
FRESH AIR,
GREEN FUTURE,
TOMORROW STARTS HERE

SAMXON[®]
Aluminum Electrolytic Capacitors

X-CON[®]
Conductive Polymer
Aluminum Solid Capacitors

XLPC[®]
Aluminum Multilayer Polymer Capacitors





Man Yue Technology Holdings Limited (the “Company”) is a company whose shares have been listed on The Stock Exchange of Hong Kong Limited since 1997. The core businesses of the Company and its subsidiaries (collectively called the “Group” or “Man Yue Tech”) are the manufacture and sale of high technology electronic components, including Aluminum Electrolytic Capacitors (“E-Caps”), Conductive Polymer Aluminum Solid Capacitors (“Polymer Caps”) and other innovative electronic components.

The Group offers a full range of E-Caps products which satisfy the needs of global customers, consisting mainly of the world’s leading information technology, telecommunications, electrical and electronic brands. In 2006, the Group launched an innovative electronic component known as the Polymer Caps, and has advanced to be a major global vendor. The Group continued its pioneering course by unveiling a new type of capacitor in 2009 – Electric Double Layer Capacitors (“EDLC”), which acts as an energy storage device in electrical or electronic products.

Over the years, the Group has fostered creativity and inventiveness among the well-trained and highly qualified research and development (“R&D”) professionals who have enabled the Group to develop new and groundbreaking products.

As the key manufacturer of E-Caps and Polymer Caps, the Group owns the renowned SAMXON® and X-CON® brands, both are respected brands for their advanced technology and superior quality, backed by the Group’s strong R&D capabilities and established global network. The Group’s products comply with the European Union’s directive on the restriction of hazardous substances in electrical and electronic equipment (“RoHS”) and the environmental protection requirements relevant and specific to different markets globally.

Man Yue Tech is headquartered in Hong Kong and operates its state-of-the-art E-Caps manufacturing facilities in Dongguan, Wuxi and Jiangxi, with a total production capacity of over 1 billion pieces per month. The Group owns two aluminum foil factories located in Qingyuan and Yaan producing aluminum foil for its own consumption. The Group has distribution offices located in Hong Kong, China and Taiwan, complemented by worldwide distribution channels.

Man Yue Tech is fully committed to environmental sustainability for both its products and operations. All products are halogen free and complied with the requirements of RoHS. In addition, all production facilities of the Group conform to relevant local environmental regulations and the Group obtained relevant certification where appropriate. Not content to simply passively observe regulations, the Group is actively pursuing opportunities to directly contribute to the protection of environment. The Group has introduced and continued to develop solutions for enhancing energy efficiency, such as capacitors found in LED lamps and high-efficiency lighting and new storage devices for use in environmental friendly products. The Group remains steadfast in its support of environmental protection, consistent with its commitment to be a good corporate citizen.



Contents 目錄

2	Corporate Information 公司資料
4	Financial Highlights 財務摘要
5	Chairman’s Statement 主席報告
7	Management Discussion and Analysis 管理層討論及分析
13	Board of Directors and Senior Management 董事會及高級管理人員
18	Corporate Governance Report 企業管治報告

萬

裕科技集團有限公司(「本公司」)為一間股份自1997年起在香港聯合交易所有限公司上市之公司。本公司及其附屬公司(統稱「本集團」或「萬裕科技」)之核心業務為生產及銷售高科技電子元件,包括鋁電解電容器(「鋁電解電容器」)、導電高分子鋁質固態電容器(「高分子電容器」)及其他創新電子元件。

本集團提供全面鋁電解電容器產品,以滿足世界各地客戶之需要,當中主要包括全球領先之資訊科技、電訊、電機及電子品牌。本集團在2006年推出創新型電子元件,稱為高分子電容器,並發展為主要國際供應商。本集團繼續成為產品開發先驅,於2009年推出一類嶄新電容器—雙電層電容器(「雙電層電容器」),用作電機或電子產品之能量儲存裝置。

多年來,本集團已培育為數不少優秀之研究及開發(「研發」)專業人才,注入創新發明思維,協助本集團開發新型突破性產品。

作為全球主要鋁電解電容器及高分子電容器製造商,本集團擁有知名SAMXON®及X-CON®品牌,兩者均憑藉先進科技及卓越品質,以本集團強大之研發能力及穩健之全球網絡作後盾而聞名於世。本集團產品均符合歐盟電器及電子設備危害物質限制指令(「RoHS」)及世界各地相關及特定之環保規例。

萬裕科技總部設於香港,並於東莞、無錫及江西擁有先進鋁電解電容器生產設施,每月總產能超過10億件。本集團於清遠及雅安擁有兩家鋁箔廠房,生產鋁箔自用。本集團於香港、中國及台灣設有分銷辦事處,分銷渠道遍佈全球。

萬裕科技致力於其產品及營運推行環境的可持續性。所有產品均不含鹵素及符合RoHS標準。此外,本集團所有生產設施均符合當地相關環保法規並領有相關證書。除遵守法規外,本集團亦積極主動為環保出力。本集團已推出並不斷開發提高能源效益之解決方案,如用於LED燈及高效照明之電容器,以及用於環保產品之新型儲存裝置。本集團繼續堅守支持環保之理念,以秉承良好企業公民為己任。

44	Directors' Report 董事會報告	70	Consolidated Statement of Financial Position 綜合財務狀況表
52	Environmental, Social and Governance Report 環境、社會及管治報告	72	Consolidated Statement of Changes in Equity 綜合權益變動表
58	Independent Auditor's Report 獨立核數師報告	74	Consolidated Cash Flow Statement 綜合現金流量表
68	Consolidated Statement of Profit or Loss 綜合損益表	76	Notes to the Consolidated Financial Statements 綜合財務報表附註
69	Consolidated Statement of Profit or Loss and Other Comprehensive Income 綜合損益及其他全面收入表	217	Five-Year Financial Summary 五年財務概要
		218	Glossary 詞彙

Corporate Information

公司資料

BOARD OF DIRECTORS

Executive Directors

Kee Chor Lin (*Chairman*)
Chan Yu Ching, Eugene (*Managing Director*)
Chan Tat Cheong, Alan

Independent Non-executive Directors

Li Sau Hung, Eddy *GBS, JP*
Lo Kwok Kwei, David
Mar, Selwyn

AUDIT COMMITTEE

Mar, Selwyn (*Chairman*)
Li Sau Hung, Eddy *GBS, JP*
Lo Kwok Kwei, David

REMUNERATION COMMITTEE

Lo Kwok Kwei, David (*Chairman*)
Kee Chor Lin
Li Sau Hung, Eddy *GBS, JP*

NOMINATION COMMITTEE

Li Sau Hung, Eddy *GBS, JP* (*Chairman*)
Kee Chor Lin
Chan Yu Ching, Eugene
Lo Kwok Kwei, David
Mar, Selwyn

COMPANY SECRETARY

Chan Tat Cheong, Alan (appointed on 14 December 2020)
Ng Sui Yin (resigned on 14 December 2020)

AUDITOR

KPMG (Public Interest Entity Auditor registered in accordance with the Financial Reporting Council Ordinance)

PRINCIPAL BANKERS

The Hongkong and Shanghai Banking Corporation Limited
United Overseas Bank Limited
CTBC Bank Co., Ltd.

董事會

執行董事

紀楚蓮 (*主席*)
陳宇澄 (*董事總經理*)
陳達昌

獨立非執行董事

李秀恒 *金紫荊星章·太平紳士*
羅國貴
馬紹援

審核委員會

馬紹援 (*主席*)
李秀恒 *金紫荊星章·太平紳士*
羅國貴

薪酬委員會

羅國貴 (*主席*)
紀楚蓮
李秀恒 *金紫荊星章·太平紳士*

提名委員會

李秀恒 *金紫荊星章·太平紳士* (*主席*)
紀楚蓮
陳宇澄
羅國貴
馬紹援

公司秘書

陳達昌 (於2020年12月14日獲委任)
吳瑞賢 (於2020年12月14日辭任)

核數師

畢馬威會計師事務所 (於《財務匯報局條例》下的註冊公眾利益實體核數師)

主要往來銀行

香港上海滙豐銀行有限公司
大華銀行有限公司
中國信託商業銀行股份有限公司

Corporate Information
公司資料

REGISTERED OFFICE

Clarendon House, 2 Church Street
Hamilton HM 11, Bermuda

PRINCIPAL PLACE OF BUSINESS

Unit 03, 6/F., Harbour Centre Tower 2
8 Hok Cheung Street, Hung Hom
Kowloon, Hong Kong

**PRINCIPAL SHARE REGISTRAR
AND TRANSFER OFFICE**

MUFG Fund Services (Bermuda) Limited
4th floor North, Cedar House
41 Cedar Avenue
Hamilton HM 12, Bermuda

**BRANCH SHARE REGISTRAR
AND TRANSFER OFFICE**

Tricor Tengis Limited
Level 54, Hopewell Centre
183 Queen's Road East, Hong Kong

CORPORATE WEBSITE

www.manyue.com

INVESTOR RELATIONS CONTACT

E-mail: ir@manyue.com

STOCK CODE

00894

註冊辦事處

Clarendon House, 2 Church Street
Hamilton HM 11, Bermuda

主要營業地點

香港九龍
紅磡鶴翔街8號
維港中心二期6樓03室

股份登記及過戶總處

MUFG Fund Services (Bermuda) Limited
4th floor North, Cedar House
41 Cedar Avenue
Hamilton HM 12, Bermuda

股份登記及過戶分處

卓佳登捷時有限公司
香港皇后大道東183號
合和中心54樓

公司網址

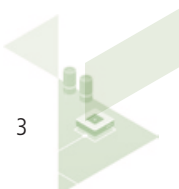
www.manyue.com

投資者關係聯絡

電郵: ir@manyue.com

股份代號

00894



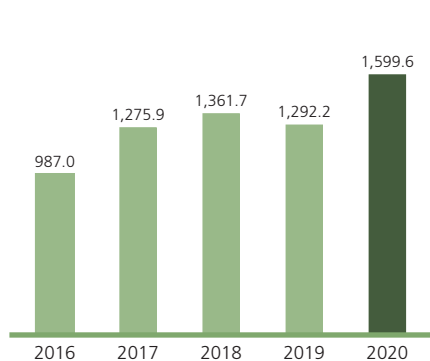
Financial Highlights

財務摘要

For the year ended 31 December 截至12月31日止年度		2020 2020年 HK\$'000 千港元	2019 2019年 HK\$'000 千港元	Change 變動
Operating Results	營運業績			
Revenue	收入	1,599,599	1,292,160	+23.8%
Gross profit	毛利	271,877	245,293	+10.8%
EBITDA	EBITDA	149,986	161,851	-7.3%
Profit attributable to shareholders	股東應佔溢利	24,064	31,578	-23.8%
Earnings per share	每股盈利	5.06 HK cents 港仙	6.64 HK cents 港仙	-23.8%
Net assets per share	每股資產淨值	325.11 HK cents 港仙	293.62 HK cents 港仙	+10.7%

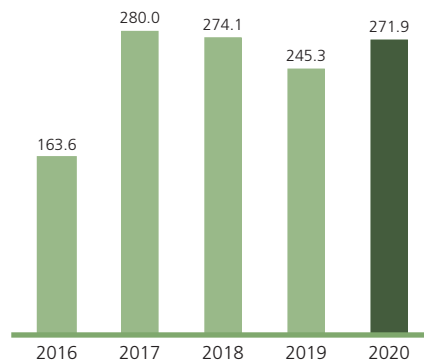
REVENUE 收入

For the year ended 31 December
截至12月31日止年度
HK\$' million 百萬港元



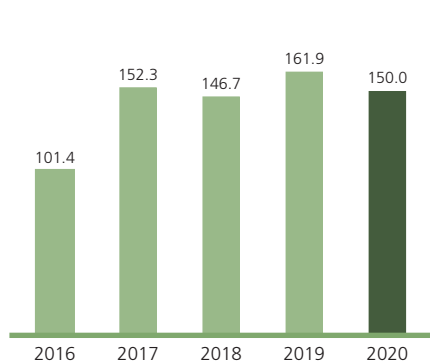
GROSS PROFIT 毛利

For the year ended 31 December
截至12月31日止年度
HK\$' million 百萬港元



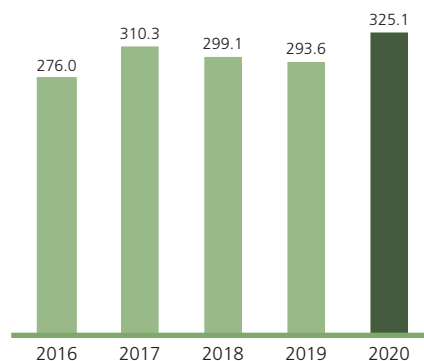
EBITDA EBITDA

For the year ended 31 December
截至12月31日止年度
HK\$' million 百萬港元



NET ASSETS PER SHARE 每股資產淨值

As at 31 December
於12月31日
HK cents 港仙



Chairman's Statement

主席報告

RESULTS OVERVIEW

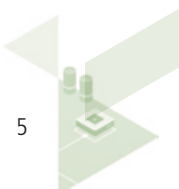
It was an extremely challenging year for most of the industries in 2020. The geopolitical tension between China and the United States brought forward from 2019 coupled with the extensive impact from the COVID-19 pandemic had caused enterprises and individuals to become more conservative in making decisions and changes. However, the year-long global battle against COVID-19 encouraged us to change. Changes were seen in daily routines, in business operations, in schools and even in the mindsets of businessmen. Owing to the impact from COVID-19 pandemic, physical travels, in-person meetings and classes were largely restricted. Fortunately, people all over the world re-connect effectively and efficiently with the support of technologies. The business activities gradually resumed in the second quarter of the Year. Crisis and opportunity are two sides of the same coin. The COVID-19 pandemic has catalysed the development of digital era. Traditional businesses transformed or diversified themselves into online businesses at a faster pace and the reliance on technology is inevitably rising.

According to the statistics released by the National Bureau of Statistics of China, China's gross domestic product ("GDP") for the Year increased by 2.3% year-on-year. After an economic contraction of 6.8% in the first quarter of the Year resulted from the lockdown, the pace of recovery of China's economy has been accelerating. China's GDP achieved a growth of 3.2% and 4.9% in the second and third quarter of the Year respectively and further grew at 6.5% in the fourth quarter, as compared with the corresponding periods in 2019. As a leading global supplier of E-Caps and Polymer Caps, the Group benefitted from the economic recovery and speedy growth of the digital era in China, and achieved a promising sales growth of 23.8% for the Year. The Group's annual sales revenue hit a record high of the last decade to approximately HK\$1,599,599,000 in the Year. In spite of the net loss in the first half of the Year, the Group had received strong sales recovery since the second half of the Year which enabled the Group to achieve a net profit in the second half as well as the entire year.

業績概覽

2020年對大部分行業都是艱辛的一年。中國與美國的地緣政治關係延續2019年的緊張局勢，加上2019冠狀病毒病大流行的廣泛影響，導致企業及個人在決策及尋求改變時轉趨保守。然而，一整年全球性的抗疫經歷，卻鼓勵人勇於求變，無論日常生活、商業運作、學校，乃至商人的思維均有所轉變。實體旅遊、會議及課堂在2019冠狀病毒病大流行的影響下受到嚴重限制。幸而，全球人類借助科技實質而有效地重新連繫起來，商業活動於本年度第二季重回正軌。有危便有機，2019冠狀病毒病大流行催化數碼時代的發展，傳統業務加快轉型或進軍至網上生意的步伐，無可避免地加重對科技的依賴。

根據中國國家統計局發表的統計數據，中國本年度的國內生產總值按年上升2.3%。中國經濟於本年度第一季因封城而出現6.8%的經濟收縮後，復甦步伐不斷加快，對比2019年同期，本年度第二及第三季的中國國內生產總值分別增長3.2%及4.9%，第四季增速更升至6.5%。本集團作為鋁電解電容器及高分子電容器的全球領先供應商，受惠於中國的經濟復甦及數碼時代的高速發展，於本年度錄得23.8%的可觀銷售增長。於本年度，本集團的全年銷售收入達到過去十年的記錄高位，達至約1,599,599,000港元。儘管本年度上半年錄得虧損淨額，惟本集團的銷售自本年度下半年強勁復甦，使本集團於下半年以至全年錄得純利。



Chairman's Statement 主席報告

The Group's satisfactory results amid such a difficult time did not come with luck, but were achieved by the strong dedication to research and development and effort in strategic planning of the Group. The Group is dedicated to devote ample resources to research and development so as to enhance the stability and performance of its quality products as well as to provide innovative and pioneer products to meet the ever-changing market demand. The Group's well-positioned brands, SAMXON® and X-CON®, have been and continue to be widely recognised by many global leading companies in various electronic sectors. In addition, the strategies of developing multi-products such as E-Caps, Polymer Caps, MLPC, EDLC and EDLC modules coupled with diversified customer portfolios have safeguarded the Group from global economic fluctuations while laying a solid foundation for sustainable business growth.

"Save Oil, Save Minerals, Fresh Air, Green Future - Tomorrow Starts Here" will continue to be the vision and mission of the Group in business management as well as new product development. The Group will continue to work closely with its customers, business partners and shareholders to further secure its market position, with a view to delivering promising returns in the near future.

On behalf of the Board, I would like to take this opportunity to express our sincere gratitude to all our employees for their loyalty and dedication and for the continuing support from our customers, suppliers, banks and shareholders.

Kee Chor Lin
Chairman

Hong Kong, 22 March 2021

本集團於困難時期仍錄得理想業績，誠非僥倖，實有賴本集團致力研究及開發的努力以及策略性規劃的成效。本集團致力投放充份資源於研究及開發，務求提升旗下優質產品的穩定性及表現，同時提供創新的先導產品，以滿足不斷轉變的市場需求。本集團旗下的實力品牌SAMXON®及X-CON®一直廣獲全球不同電子界別的龍頭公司認可。此外，本集團發展多樣產品（例如鋁電解電容器、高分子電容器、疊片式高分子固態電容器、雙電層電容器及雙電層電容器模組）及多元客戶組合的策略使本集團能夠抵禦全球經濟波動之餘，同時奠下可持續業務增長的堅實基礎。

「Save Oil, Save Minerals, Fresh Air, Green Future – Tomorrow Starts Here」，將繼續為本集團業務管理及新產品開發的展望及使命。本集團將繼續與其客戶、業務夥伴及股東緊密合作，進一步鞏固其市場地位，冀能於不久將來締造可觀回報。

本人謹代表董事會藉此機會，衷心感謝全體僱員竭誠盡心、專心致志，並感謝客戶、供應商、銀行及股東一直以來的鼎力支持。

主席
紀楚蓮

香港，2021年3月22日

Management Discussion and Analysis

管理層討論及分析

For the year ended 31 December 截至12月31日止年度		2020 2020年 HK\$'000 千港元	2019 2019年 HK\$'000 千港元	Change 變動
Operating Results	營運業績			
Revenue	收入	1,599,599	1,292,160	+23.8%
Gross profit	毛利	271,877	245,293	+10.8%
EBITDA	EBITDA	149,986	161,851	-7.3%
Profit attributable to shareholders	股東應佔溢利	24,064	31,578	-23.8%
Earnings per share	每股盈利	5.06 HK cents 港仙	6.64 HK cents 港仙	-23.8%

FINANCIAL REVIEW

Impacted by the first wave of COVID-19, the Group's operation had been interrupted significantly and as a result, incurred a net loss in the first half of the Year. With the strong recovery in sales since the second quarter of the Year, the Group eventually achieved a strong increase of 23.8% in sales revenue, from approximately HK\$1,292,160,000 for the year ended 31 December 2019 to approximately HK\$1,599,599,000 for the Year, hitting its record high of the last decade. The increase in sales revenue was mainly attributable to an increase in sales volume which was driven by the surging market demand for electronic products.

Gross profit for the Year increased by 10.8% to HK\$271,877,000 as compared with 2019. Gross profit margin dropped slightly by 2.0 percentage points to 17.0%, as compared with that of 19.0% for 2019. Net profit attributable to the shareholders of the Company dropped by 23.8% to HK\$24,064,000, as compared with that of HK\$31,578,000 for the previous year, representing a drop in margin of 0.9 percentage point from 2.4% to 1.5%. The decline in margin was mainly attributable to (i) the significant adverse impact of the COVID-19 pandemic which caused production interruption and disruption in business activities of the Group in the first half of 2020; and (ii) the sharp appreciation of Renminbi in the second half of 2020. In spite of these, with the strong recovery in sales in the second half of 2020, the Group's financial performance had returned to pre-pandemic level. Coupled with its effective cost control measures, the Group achieved net profit in the second half of 2020 as well as for the entire year. The Board does not recommend final dividend for the Year (2019: Nil).

財務回顧

2019冠狀病毒病第一波疫情嚴重干擾本集團運作，令本集團於本年度上半年出現淨虧損。隨着本年度第二季起銷售復甦強勁，本集團的銷售收入最終顯著上升23.8%，由截至2019年12月31日止年度約1,292,160,000港元至本年度約1,599,599,000港元，達到過去十年的紀錄高位。銷售收入增加主要源於電子產品市場需求急升帶動銷量增加。

本年度毛利相比2019年增加10.8%至271,877,000港元。毛利率輕微下跌2.0個百分點至17.0%，而2019年則為19.0%。本公司股東應佔純利下跌23.8%至24,064,000港元，而上一年度則為31,578,000港元，利潤率由2.4%下跌0.9個百分點至1.5%。利潤率下跌主要由於(i)2019冠狀病毒病大流行的嚴重不利影響，導致本集團於2020年上半年的生產中斷及業務活動受到干擾；及(ii)2020年下半年人民幣急速升值。儘管如此，由於2020年下半年銷售強勁復甦，本集團的財務表現已回復至疫前水平。加上多項有效的成本控制措施，本集團於2020年下半年以至全年錄得純利。董事會不建議派發本年度之末期股息(2019年：無)。

BUSINESS REVIEW

Market Overview

Despite the political tension between China and the United States, as well as the impact of COVID-19 pandemic which dragged China's GDP growth negatively in the first quarter of 2020, the economy of China still grew by 2.3% in the Year. It had outperformed the general market consensus of 2%, and appeared to be the only major economy which could attain growth in 2020. According to the Basic Electronic Components Industry Development Action Plan 2021-2023* released by the Ministry of Industry and Information Technology of the People's Republic of China (the "MIIT") in January 2021, China has become a major leading manufacturer of electronic components of the world. China's sales revenue of electronic components had already reached over RMB1.86 trillion in 2019 and kept increasing throughout the years. The MIIT has emphasized its effort in promoting and enhancing the growth of electronic components' industries. The targeted sales revenue of electronic components in China shall reach RMB2.1 trillion by 2023. In light of above, the Group is confident that the development of supply chain for the entire electronic components industries will be full of dynamics and momentums with the support from the Central People's Government of China.

* For identification purpose only

業務回顧

市場概覽

儘管中美政治局勢緊張，加上2019冠狀病毒病大流行拖累中國國內生產總值於2020年第一季出現負增長，惟中國經濟於本年度仍有2.3%增幅，高於一般市場共識的2%，並有可能成為2020年唯一保持增長的主要經濟體。根據中華人民共和國工業和信息化部（「工信部」）於2021年1月發表的《基礎電子元器件產業發展行動計劃（2021-2023年）》，中國已成為世界領先的主要電子元件製造國。中國於2019年的電子元件銷售收入已超過人民幣1.86萬億元，並於年內持續上揚。工信部已重點宣傳及推動電子元件產業增長。到2023年，中國電子元件的目標銷售收入可望達到人民幣2.1萬億元。有鑑於此，本集團深信，在中國中央人民政府的支持下，整個電子元件產業的供應鏈發展將會欣欣向榮。



Aluminum capacitor family
鋁質電容器家族

Operation Review

Following the rapid sales growth of 23.8% for the Year, the Group would continue to grasp the market potentials in penetrating into existing customers as well as enriching the customer portfolio in all dimensions. During the Year, the Group has been able to stabilise its strong foothold and attain a greater market share in the fast-growing electronic market. Since the products delivered are of high stability and performance, together with its customer-oriented services, customers considered the Group as their primary source of purchasing. The Group's multi-products strategy offers its customers a wide range of products, such as E-Caps, Polymer Caps, MLPC, EDLC and EDLC modules. The Group is committed to innovate new products with different specifications and performance level so as to meet various market demands. Facing the challenge of rising manufacturing costs mainly resulted from the robust economic recovery in China, the Group had executed stringent cost control measures with an aim to enhance its profit margins.

LIQUIDITY AND FINANCIAL RESOURCES

As at 31 December 2020, the Group's cash and cash equivalents amounted to HK\$263,486,000 (2019: HK\$225,715,000), most of which were either denominated in United States dollars, Renminbi or Hong Kong dollars. Total outstanding bank borrowings of the Group amounted to HK\$1,024,517,000 (2019: HK\$975,677,000) which comprised mainly bank loans and trade finance facilities.

As at 31 December 2020, net gearing ratio was 49.2% (2019: 53.7%), which was calculated based on the amount of net debt position (sum of total bank borrowings less cash and cash equivalents) as a percentage of total equity. The Group was in a net debt position of HK\$761,031,000 as at 31 December 2020, as compared to HK\$749,962,000 as at 31 December 2019.

As at 31 December 2020, net working capital (calculated as current assets less current liabilities) was HK\$253,842,000, representing an increase of HK\$38,078,000 as compared with that of HK\$215,764,000 as at 31 December 2019. The current ratio (calculated as current assets/current liabilities) was 1.16 times as at 31 December 2020, as compared with that of 1.15 times as at 31 December 2019.

營運回顧

繼本年度錄得銷售急增23.8%後，本集團將繼續抓緊市場潛在機遇，深耕現有客戶，以及全方面提升客戶組合。於本年度，本集團能夠在高速增長的電子市場穩佔一席，並取得更大的市場份額。由於產品表現高效穩定，加上以客為本的服務，故客戶已視本集團為其採購首選。本集團的多元產品策略為其客戶提供類型廣泛的產品，如鋁電解電容器、高分子電容器、疊片式高分子固態電容器、雙電層電容器及雙電層電容器模組。本集團致力創新產品，推出不同規格及表現水平的新產品，以滿足各種市場需求。中國經濟蓬勃復甦，帶動生產成本上漲。面對此挑戰，本集團已實施嚴格成本控制措施，冀能提升其利潤率。

流動資金及財務資源

於2020年12月31日，本集團有現金及現金等值物為263,486,000港元（2019年：225,715,000港元），大部份以美元、人民幣或港元計值。本集團未償還銀行借貸總額為1,024,517,000港元（2019年：975,677,000港元），主要包括銀行貸款及貿易融資信貸。

於2020年12月31日，按淨債務金額（銀行借貸總額減現金及現金等值物）相對權益總值的百分比計算的淨負債比率為49.2%（2019年：53.7%）。於2020年12月31日，本集團之淨債務金額為761,031,000港元，而於2019年12月31日則為749,962,000港元。

於2020年12月31日，淨營運資金（按流動資產減流動負債計算）為253,842,000港元，相比於2019年12月31日的215,764,000港元增加38,078,000港元。於2020年12月31日，本集團之流動比率（按流動資產除以流動負債計算）為1.16倍，而於2019年12月31日為1.15倍。

The Group's financial statements are presented in Hong Kong dollars. However, most of the Group's transactions were conducted in Hong Kong dollars, Renminbi, United States dollars and Japanese Yen. The Group is aware of the potential foreign exchange currency risk that may arise from the fluctuation of exchange rates between Hong Kong dollars, Renminbi, United States dollars and Japanese Yen. The Group will closely monitor its overall foreign exchange exposure with a view to safeguarding the Group from exchange rate risks.

OUTLOOK AND PROSPECTS

Looking ahead, the economic outlook remains clouded with uncertainties and volatilities. The impact of COVID-19 and the uncertainties in global economy remain and continue to change the dynamics in consumer behaviour, business segments and channels. The launch of vaccinations appears to be the twilight for this year-long battle. As such, while remaining cautious, the Group is optimistic and well-positioned to ride on any recovery momentum swiftly and decisively.

本集團之財務報表以港元呈列。然而，本集團主要以港元、人民幣、美元及日圓進行交易。本集團意識到可能因港元、人民幣、美元及日圓匯率波動而產生的潛在外匯風險。本集團會密切監控其整體外匯風險，以保障本集團免受匯率風險所影響。

展望及前景

展望未來，經濟前景仍然未明，起伏不定。2019冠狀病毒病的影響及全球經濟不明朗因素未消，持續改變消費者行為、生意環節及途徑。疫苗面世為長達一年的抗疫戰帶來曙光。因此，本集團審慎樂觀，隨時果斷把握復甦時機，乘勢而起。



The Group donated 10,000 surgical masks to government authority in Yaan
本集團捐贈10,000個外科口罩予雅安政府部門

Digital era has already been underway before the COVID-19 outbreak. Undoubtedly, this digital era mandate has been brought into sharp focus during the COVID-19 pandemic. Businesses have brought up the digital transformation agenda as their top priority. The change of lifestyle and consumer behavior from traditional to digital has been accelerated. According to International Data Corporation, the global spending on digital transformation may reach US\$1.97 trillion in 2022. New trends such as e-commerce, remote work arrangements, digitalisation of customer services, self-service, online shopping, video conferencing are expected to stay post-pandemic. In addition, environmental friendly and energy-saving electronic products have become another focus of the market. The dependence of humans on emerging technologies is increasing.

In view of the abovementioned phenomena and market potentials, the Group is confident in its future prospects given that its products can be applied in various end products and sectors ranging from home electronic appliances to industrial infrastructures, and also from customer sectors to professional high-end user sectors. The Group believes its on-going business and product development in artificial intelligence (AI), Internet of Things (IoT), cloud computing, blockchain, new energy vehicles, consumer electronics as well as 5G mobile networks, have helped to create ample business opportunities and will continue to pave a way for sustainable business growth in the upcoming future.

The Group will continue to ride on its strong edge in research and development capabilities to produce quality products, to penetrate further in existing customers and further enrich its customer portfolio. These are the keys to capture the massive potentials from the electronic markets and grow its market share. Meanwhile, the Group will exert extra efforts in improving the competitiveness of its quality products by means of enhancing operational efficiency as well as tightening the control over product costs with an aim to boost its market share and profitability through technology and increased process automation. Lastly, the Group is committed to and confident in delivering a satisfactory growth and return to its shareholders in the long run.

數碼時代早已於2019冠狀病毒病爆發前開始，惟大流行無疑造就數碼時代急速發展。各行各業均以數碼轉型為其首要工作，日常生活及消費行為亦加快由傳統形式轉變為數碼形式。根據國際數據公司，2022年全球花費於數碼轉型的開銷可達至1.97萬億美元。電子商貿、遙距工作安排、客戶服務數碼化、自助服務、網上購物、視像會議等新趨勢預期會持續至疫情之後。除此之外，環保及節能電子產品已成為市場另一焦點。人類越來越依賴新興科技。

鑑於上述現象及市場潛力，以及本集團的產品可應用於多種終端產品及板塊，由家電至工業基建，及由消費板塊至專業高端用戶板塊，本集團對其未來前景充滿信心。本集團相信自家在人工智能(AI)、物聯網(IoT)、雲端運算、區塊鏈、新能源汽車、消費類電子產品以及第五代流動通訊網絡的持續業務及產品開發有助創造大量商機，繼續為日後的可持續業務增長鋪路。

本集團將繼續發揮其強大研究及發展能力之優勢，生產優質產品，深耕現有客戶，進一步豐富其客戶組合。凡此種種均為抓緊電子市場龐大潛力及提升市場份額的關鍵。與此同時，本集團將加倍努力提升營運效益以加強其優質產品的競爭力，並加緊控制產品成本，務求利用科技及增加工序自動化，擴大市場份額及盈利能力。最後，本集團致力並有信心長遠為其股東創造理想增長及回報。

EMPLOYMENT AND REMUNERATION POLICY

As at 31 December 2020, the Group employed 48 staff in Hong Kong (2019: 47) and employed a total work force of 2,719 (2019: 2,610) inclusive of all staff in Mainland China and overseas offices. The Group's remuneration policy is built on the principle of equitability with incentive-based, motivating, performance-oriented and market-competitive remuneration packages for its employees. Remuneration packages are reviewed on a regular basis. Apart from salary, other staff benefits include provident fund contributions, medical insurance coverage and performance-based bonuses.

僱傭及薪酬政策

於2020年12月31日，本集團在香港僱用48名員工（2019年：47名），而包括所有中國內地及海外辦事處僱用之員工合共為2,719名（2019年：2,610名）。本集團之薪酬政策以公平獎賞、具獎勵性、論功行賞及薪酬方案緊貼市場水平為原則，並定期檢討薪酬待遇。除薪金外，其他員工福利包括公積金供款、醫療保險及與表現掛鉤之花紅。

Board of Directors and Senior Management

董事會及高級管理人員

EXECUTIVE DIRECTORS

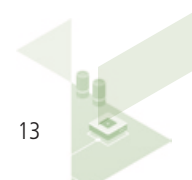
Kee Chor Lin (Mrs Chan), aged 72, is the co-founder of the Group. She has been the Chairman and an Executive Director of the Company since October 2008. Mrs Chan is the leader of the Group for corporate development, overall planning, strategies and policies making. She is at present a director of several major operating subsidiaries of the Group and also a member of the Remuneration Committee and the Nomination Committee of the Company. Mrs Chan is one of the well-known industrialists in Hong Kong and possesses over 40 years of experience in the business of electronic components. She is the mother of Mr Chan Yu Ching, Eugene, the Managing Director and an Executive Director of the Company and Ms Chan Lok Yan, Lorraine, a member of senior management of the Group.

Chan Yu Ching, Eugene, aged 45, joined the Group in 1998. He has been an Executive Director of the Company since December 2007 and the Managing Director of the Company since October 2008. Mr Chan is responsible for overseeing the business development, policies making and implementation of the Group. He is also a director of certain major operating subsidiaries of the Group and a member of the Nomination Committee of the Company. Mr Chan is currently a director of Zhuhai Higrand Technology Co., Ltd. in which its shares are listed on the National Equities Exchange and Quotations in China. He holds a Bachelor's degree in Applied Science (majored in Electronic and Electrical Engineering) from the University of British Columbia, Canada. Mr Chan has over 23 years of experience in the industry of electronic components and was awarded the Young Industrialist Awards of Hong Kong in 2008. He is the son of Ms Kee Chor Lin, the Chairman and an Executive Director of the Company and the brother of Ms Chan Lok Yan, Lorraine, a member of senior management of the Group.

執行董事

紀楚蓮 (陳太)，72歲，為本集團共同創辦人之一。彼自2008年10月起出任本公司主席兼執行董事。陳太領導本集團企業發展、整體規劃、策略及制定決策方面之事宜。彼現為本集團若干主要營運附屬公司之董事，亦是本公司薪酬委員會及提名委員會之成員。陳太為香港著名工業家之一，於電子元件行業擁有逾40年之經驗。陳太為本公司董事總經理兼執行董事陳宇澄先生及本集團高級管理人員陳樂茵女士之母親。

陳宇澄，45歲，於1998年加入本集團。彼自2007年12月起出任本公司執行董事，並於2008年10月起出任本公司董事總經理。陳先生負責監察本集團之業務發展、決策制定及執行事宜。彼亦為本集團若干主要營運附屬公司之董事兼本公司提名委員會成員。陳先生現為股份於中國之全國中小企業股份轉讓系統掛牌之珠海華冠科技股份有限公司之董事。彼持有加拿大英屬哥倫比亞大學應用科學系學士學位，主修電子電機工程。陳先生於電子元件行業擁有逾23年經驗，並於2008年榮獲香港青年工業家獎。彼為本公司主席兼執行董事紀楚蓮女士之兒子及本集團高級管理人員陳樂茵女士之兄長。



Board of Directors and Senior Management 董事會及高級管理人員

Chan Tat Cheong, Alan, aged 60, has been an Executive Director of the Company since October 2016 and the Company Secretary of the Company since December 2020. He joined the Group in May 2016. Mr Chan is the Finance Director of the Group and a director of certain subsidiaries of the Group. He is primarily responsible for overseeing the Group's business development, finance and accounting, merger and acquisition, and investor relations. Mr Chan has over 30 years of experience in the fields of accounting, auditing and financial management. He holds a Bachelor's degree in accounting and financial analysis from the University of Newcastle Upon Tyne, United Kingdom. Mr Chan is a fellow member of the Hong Kong Institute of Certified Public Accountants, a member of the American Institute of Certified Public Accountants and also a member of the Chartered Professional Accountants of Canada.

INDEPENDENT NON-EXECUTIVE DIRECTORS

Li Sau Hung, Eddy, *GBS, JP*, aged 66, has been an Independent Non-executive Director of the Company since October 1996. He is also the chairman of the Nomination Committee, a member of the Audit Committee and the Remuneration Committee of the Company. Dr Li has over 30 years of experience in the manufacturing industry. He is the president of Hong Kong Economic & Trade Association Limited. Dr Li holds a Master's degree in Business Administration and a Doctor of Philosophy degree in Economics. He was awarded The Ten Outstanding Young Persons in 1991 and the Young Industrialists of Hong Kong in 1993. Dr Li is currently an independent non-executive director of each of Chuang's China Investments Limited and Oriental Watch Holdings Limited, in which all of these companies are listed on the Stock Exchange.

陳達昌，60歲，自2016年10月起出任本公司執行董事，並自2020年12月起出任本公司之公司秘書。彼於2016年5月加入本集團。陳先生身兼本集團財務總裁及本集團若干附屬公司之董事。彼主要負責監督本集團之業務發展、財務及會計、併購及投資者關係事宜。陳先生在會計、審計及財務管理範疇擁有逾30年經驗。彼持有英國紐卡素大學會計及財務分析學士學位。陳先生現為香港會計師公會資深會員、美國執業會計師公會會員及加拿大特許專業會計師協會會員。

獨立非執行董事

李秀恒，*金紫荊星章、太平紳士*，66歲，自1996年10月起出任本公司獨立非執行董事。彼亦為本公司之提名委員會主席、審核委員會及薪酬委員會成員。李博士於製造業擁有逾30年經驗。彼為香港經貿商會會長。李博士持有工商管理碩士學位及經濟學博士學位。彼為1991年度香港十大傑出青年之一，並於1993年榮獲香港青年工業家獎。李博士現為莊士中國投資有限公司及東方表行集團有限公司各公司之獨立非執行董事，此等公司皆於聯交所上市。

Board of Directors and Senior Management 董事會及高級管理人員

Lo Kwok Kwei, David, aged 61, has been an Independent Non-executive Director of the Company since November 1999. He is also the chairman of the Remuneration Committee, a member of the Audit Committee and the Nomination Committee of the Company. Mr Lo holds the degrees of Bachelor of Laws and Bachelor of Jurisprudence from the University of New South Wales, Australia. He was admitted as a solicitor of the Supreme Court of New South Wales, Australia in 1984. Mr Lo has been a member of The Law Society of Hong Kong since 1987. He has been practising as a solicitor in Hong Kong for over 30 years and is a partner of David Lo & Partners. Mr Lo is currently an independent non-executive director of each of eSun Holdings Limited and Futong Technology Development Holdings Limited, in which all of these companies are listed on the Stock Exchange.

Mar, Selwyn, aged 85, has been an Independent Non-executive Director of the Company since September 2004. He is also the chairman of the Audit Committee and a member of the Nomination Committee of the Company. Mr Mar graduated from the London School of Economics, University of London. He is a fellow member of the Institute of Chartered Accountants of the United Kingdom and the Hong Kong Institute of Certified Public Accountants. Mr Mar has been active in commercial and industrial undertakings over the past 40 years. He is currently a director of Nexia Charles Mar Fan Limited. Mr Mar is currently an independent non-executive director of each of China Everbright International Limited, Minmetals Land Limited and PanAsialum Holdings Company Limited, in which all of these companies are listed on the Stock Exchange. Mr Mar was the president of the Hong Kong Institute of Certified Public Accountants (formerly known as the "Hong Kong Society of Accountants") in 1991, a member of the Appeals Panel of the Securities and Futures Commission and a member of Board of Governors of the Chinese International School. He is at present an Honorary Fellow and Honorary Court Member of the Lingnan University.

羅國貴，61歲，自1999年11月起出任本公司獨立非執行董事。彼亦為本公司之薪酬委員會主席、審核委員會及提名委員會成員。羅先生持有澳洲新南威爾斯大學法學士學位及法理學學士學位。彼於1984年獲澳洲新南威爾斯最高法院認可律師資格。羅先生於1987年起為香港律師會會員。彼已於香港執業逾30年，現為羅國貴律師事務所之合夥人。羅先生現為豐德麗控股有限公司及富通科技發展控股有限公司各公司之獨立非執行董事，此等公司皆於聯交所上市。

馬紹援，85歲，自2004年9月起出任本公司獨立非執行董事。彼亦為本公司之審核委員會主席及提名委員會成員。馬先生畢業於倫敦大學倫敦經濟學院。彼為英國特許會計師公會及香港會計師公會資深會員。馬先生於過去40年一直活躍於工商事務。彼現為馬炎璋會計師行有限公司之董事。馬先生現為中國光大國際有限公司、五礦地產有限公司及榮陽實業集團有限公司各公司之獨立非執行董事，此等公司皆於聯交所上市。馬先生曾於1991年擔任香港會計師公會（前稱「香港會計師公會」）會長，亦曾任證券及期貨事務監察委員會上訴委員會委員及漢基國際學校董事局成員。彼現為嶺南大學榮譽院士及榮譽諮議會委員。

Board of Directors and Senior Management 董事會及高級管理人員

SENIOR MANAGEMENT

Chan Lok Yan, Lorraine, aged 43, is the Business Control Director of the Group. Ms Chan joined the Group in 2001 and is actively involving in the setting of the Group's business strategies, re-engineering the Group's business processes and the establishment of business control systems. She has extensive experience in marketing, business operations and information systems management. Ms Chan holds a Bachelor of Arts degree from the University of Toronto, Canada. She is the daughter of Ms Kee Chor Lin, the Chairman and an Executive Director of the Company and the sister of Mr Chan Yu Ching, Eugene, the Managing Director and an Executive Director of the Company.

Hsu Dau Shin, aged 65, is the General Manager of the Group's production plant in Dongguan. Mr Hsu joined the Group in 2014. He is responsible for the management and operation of the manufacturing facility of the Group in Dongguan. Prior to joining the Group, Mr Hsu was the chief executive officer of a well-known Taiwan electronic company and led it to be listed on the Taiwan Stock Exchange. He holds a Bachelor's degree in Business Administration from the University of New Hampshire, United States.

Li Kwok Ming, aged 59, is the Business Development Director in China of the Group. Mr Li joined the Group in 2011. He is responsible for the development of the Group's sales network in China. Mr Li has over 22 years of experience in business development and channel management. Prior to joining the Group, he had held senior positions in two multinational corporations. Mr Li holds a Master's degree in Business Administration from the Warwick University, United Kingdom.

Lui Man Lung, Johnny, aged 50, is the Assistant Business Development Director of the Group. Mr Lui joined the Group in 1996 and is mainly responsible for the development of the Group's business in the Greater China and Taiwan region. He has over 26 years of experience in the sales and marketing fields. Mr Lui holds a Bachelor's degree in Business Administration from the Lingnan University, Hong Kong.

高級管理人員

陳樂茵，43歲，本集團業務監控董事。陳女士於2001年加入本集團，積極參與制訂本集團之業務策略、重整本集團之業務流程及設立業務監控系統。彼於市場推廣、業務營運及資訊系統管理方面擁有豐富經驗。陳女士持有加拿大多倫多大學文學士學位。彼為本公司主席兼執行董事紀楚蓮女士之女兒及本公司董事總經理兼執行董事陳宇澄先生之妹妹。

徐道訓，65歲，本集團東莞生產廠房總經理。徐先生於2014年加入本集團，彼負責本集團東莞生產設施之管理及運作。在加入本集團之前，徐先生曾為台灣著名電子公司之首席執行官，並帶領該公司於台灣證券交易所上市。彼持有美國新罕布夏大學工商管理學士學位。

李國明，59歲，本集團中國業務發展董事。李先生於2011年加入本集團，彼負責開拓本集團中國銷售網絡。李先生於業務發展及網絡行銷管理擁有逾22年經驗。在加入本集團之前，彼曾於兩間跨國公司擔任高級職位。李先生持有英國華威大學工商管理碩士學位。

呂文龍，50歲，本集團業務發展副董事。呂先生於1996年加入本集團，主要負責本集團於大中華及台灣地區之業務發展。彼於銷售及市場推廣領域擁有逾26年經驗。呂先生持有香港嶺南大學工商管理學士學位。

Board of Directors and Senior Management 董事會及高級管理人員

Pan Su Qing, aged 59, is the Vice Chief Engineer of the Group's Research & Development Department. Ms Pan joined the Group in 1996. She is responsible for product development, product design, technical support and product cost management of the Group. Prior to joining the Group, Ms Pan had worked in the research & development department of a well-known state-owned National 4321 Factory and engaged in the development of new aluminum electrolytic capacitor products for commercial customers and military uses. She graduated from the Nan Chang Radio Technological School, majored in electronics component and material in 1983.

Peng Shu Hong, aged 46, is the Operation Manager of the Group's production plant in Dongguan. Mr Peng joined the Group in 1997 and is responsible for managing the production, quality control and research & development of the production plant in Dongguan. He has over 21 years of experience in operation management field.

Wan Wah, aged 50, is the Assistant General Manager of the Group. Ms Wan rendered her service from 1994 to 2013 and re-joined the Group in 2015. She is mainly responsible for the development of the Group's business. Ms Wan has over 27 years of experience in the sales and marketing fields and has successfully led sales teams in the development of new and potential markets for the Group. She holds a Master's degree in Business Administration from the University of Sydney, Australia.

Wong Ching Ming, Stanley, aged 63, is the Business Development Director of the Group. Mr Wong joined the Group in 2003. He was an Executive Director of the Company from January 2011 until January 2019 when he tendered a resignation for health reasons. Mr Wong is responsible for managing the global sales, marketing strategies and operations of the Group. He has over 30 years of experience in sales and marketing fields and had held a senior management position in an internationally well-known information technology company. Mr Wong holds a Bachelor of Science (Aeronautical Engineering) degree and a Master of Science degree from the Imperial College of Science, University of London.

潘素清，59歲，本集團研發部副總工程師。潘女士於1996年加入本集團，彼負責本集團之產品開發、產品設計、技術支援及產品成本管理。在加入本集團之前，潘女士曾在著名國營4321廠研發部從事用作商業及軍事用途之新型鋁電解電容器產品之開發。彼於1983年畢業於南昌無線電工業學校，主修電子元件與材料專業。

彭書洪，46歲，本集團東莞生產廠房營運經理。彭先生於1997年加入本集團，負責管理東莞廠房之生產、品質管理及研究開發。彼於運營管理領域擁有逾21年經驗。

溫華，50歲，本集團副總經理。溫女士於1994年至2013年曾為本集團服務，並於2015年再次加入本集團。彼主要負責本集團之業務發展。溫女士於銷售及市場推廣領域擁有逾27年經驗，曾成功率領本集團銷售團隊拓展全新且具潛力之市場。彼持有澳洲悉尼大學工商管理碩士學位。

王晴明，63歲，本集團業務發展董事。王先生於2003年加入本集團，彼自2011年1月起出任本公司執行董事，直至2019年1月因健康理由辭任。王先生主要負責管理本集團之全球銷售、市場推廣策略及營運。彼於銷售及市場推廣方面擁有逾30年經驗，並曾於一間國際知名資訊科技公司擔任高級管理職位。王先生持有倫敦大學帝國科學院理學士（航空工程）學位及理學碩士學位。

Corporate Governance Report

企業管治報告

The Board is pleased to present this Corporate Governance Report for the Year.

CORPORATE GOVERNANCE

The Company has complied with the applicable code provisions of the Corporate Governance Code contained in Appendix 14 to the Listing Rules. The Company has adopted the code provisions as its code of corporate governance practices throughout the Year with the exception of the following deviation:

Pursuant to Code Provision A.4.1, non-executive directors and independent non-executive directors should be appointed for a specific term. Currently, all the Independent Non-executive Directors of the Company are not appointed for a specific term but are subject to the requirement of retirement by rotation at the annual general meeting of the Company under Bye-law 87 of the Bye-laws of the Company.

Save as disclosed above, the Company considers that sufficient measures have been taken to ensure that corporate governance practices of the Company were in line with the code provisions as contained in the Corporate Governance Code throughout the Year.

COMPLIANCE WITH THE MODEL CODE

The Company has adopted the Model Code as set out in Appendix 10 to the Listing Rules as a code of conduct regulating Directors' dealings in securities of the Company. After having made specific enquiries by the Company, all Directors have confirmed that they have fully complied with the Model Code throughout the Year.

THE BOARD

The Board currently comprises three Executive Directors and three Independent Non-executive Directors. The number of independent non-executive director represents more than one-third of the Board which complies with the requirement under Rule 3.10A of the Listing Rules. Their names are identified in various corporate communications and in all announcements. Biographical details of the Directors and the relationship among the members of the Board are disclosed under the section "Board of Directors and Senior Management" on pages 13 to 17 of this Annual Report. The Board is supported by three board committees, namely the Audit Committee, the Remuneration Committee and the Nomination Committee.

董事會欣然提呈本年度企業管治報告。

企業管治

本公司已遵守上市規則附錄14所載之企業管治守則之適用守則條文。本公司於本年度內一直採用守則條文作為其企業管治常規守則，惟以下偏離情況除外：

根據守則條文A.4.1條，非執行董事及獨立非執行董事之委任應有指定任期。目前，本公司全體獨立非執行董事之委任並無指定任期，但須根據本公司之公司細則第87條於本公司股東週年大會上輪值退任。

除上文所披露者外，本公司認為本年度已採取足夠措施，以確保本公司之企業管治常規符合企業管治守則所載之守則條文。

遵守標準守則

本公司已採納上市規則附錄10所載之標準守則，作為規範董事進行本公司證券交易之操守守則。經本公司作出特定查詢後，全體董事確認彼等於本期間內一直全面遵守標準守則。

董事會

目前董事會成員包括三名執行董事及三名獨立非執行董事。獨立非執行董事人數佔董事會成員人數超過三分之一，符合上市規則第3.10A條之規定。彼等姓名可於各類公司通訊及所有公告中識別。董事之履歷及董事會成員之間關係詳情於本年報第13至17頁之「董事會及高級管理人員」一節中披露。董事會屬下設有三個董事委員會，即審核委員會、薪酬委員會及提名委員會。

Board Composition

The Directors believe that the current composition of the Board reflects the necessary balance of skills and experience appropriate for the requirements of the business of the Group and the effective leadership. The Independent Non-executive Directors of the Company are experts in various business sectors. Under Rule 3.10 of the Listing Rules, at least one of the independent non-executive directors has appropriate professional qualifications or accounting or related financial management expertise. The Directors are of the opinion that the present structure of the independent non-executive directors of the Company complies with Rule 3.10 of the Listing Rules and can ensure independence and objectivity and provides checks and balances to safeguard the interests of the shareholders and the Company.

Role of the Board

The Board, which is accountable to shareholders for the long-term performance of the Company, assumes responsibility for its leadership and control and responsible for promoting the success of the Company. The Board also directs strategic objectives of the Company to management and oversees their implementation and monitors the operational and financial performance of the Group. Management is responsible for the day-to-day operations of the Group in order to achieve the strategic objectives set by the Board.

Chairman and Managing Director

Clear division of the roles of the Chairman and the Managing Director is crucial to the effective running of the Board and the development of the Group. Ms Kee Chor Lin and Mr Chan Yu Ching, Eugene are the Chairman and the Managing Director of the Company respectively. Their roles and duties are separate and distinct. Ms Kee Chor Lin, as the Chairman, takes up the challenging role of leading the Board to develop and formulate strategic business development plans whilst Mr Chan Yu Ching, Eugene, as the Managing Director, implements the policies and is answerable to the Board for the operations and management of the Group. Ms Kee Chor Lin is the mother of Mr Chan Yu Ching, Eugene.

董事會之組成

董事相信，董事會目前之成員組合反映適用於本集團業務及高效領導要求所需之技巧及經驗。本公司之獨立非執行董事為各行各業之專才。在上市規則第3.10條下，最少一名獨立非執行董事須具備合適之專業資格或會計或相關財務管理專業。董事認為，本公司現時之獨立非執行董事架構符合上市規則第3.10條，既確保獨立客觀，同時又能提供監察與制衡，以保障股東及本公司之利益。

董事會角色

董事會須就本公司之長遠表現向股東負責，負有領導及監控責任以促使本公司成功。董事會亦指導管理層本公司之策略目標及監督其實施情況以及監控本集團營運及財務表現。管理層負責本集團之日常營運，以實現董事會所訂立之策略目標。

主席與董事總經理

主席與董事總經理之職責必須清晰區分，以有效領導董事會及本集團之發展。紀楚蓮女士及陳宇澄先生分別為本公司之主席及董事總經理，彼等之角色及職責均有所區別及各有不同。紀楚蓮女士作為主席，承擔領導董事會構思及制定策略業務開發計劃此一充滿挑戰性之重責，而陳宇澄先生作為董事總經理，則負責執行政策及就本集團之營運及管理向董事會負責。紀楚蓮女士為陳宇澄先生之母親。

Board Processes

The Chairman is responsible for drawing up and approving the agenda for each Board meeting in consultation with all Directors and the Company Secretary.

Notice of at least 14 days is given of all regular Board meetings and all Directors are invited to include matters in the agenda. The Company Secretary assists the Chairman in preparing the agenda for each Board meeting. The agenda and accompanying board papers are then sent in full to all Directors at least 3 days in advance or within reasonable time prior to the relevant Board meetings.

The minutes of the Board meetings recorded in sufficient detail the matters considered by the Board. The minutes of all Board meetings and all other committee meetings are kept by the Company Secretary and are available upon prior appointment for inspection by any Directors, auditors or any relevant eligible parties who are entitled to have access to such information.

Directors should declare any conflicts of interest at the Board meetings and to abstain from voting and be excluded from counting as quorum in that meeting whenever they have potential or actual interests in the matters to be discussed and approved at that meeting and the Board has determined to be material.

Induction and Training for Directors

Every newly appointed Director of the Company will receive a comprehensive, formal and tailored induction on appointment to ensure that he has a proper understanding of the Company's operations and business and is fully aware of his responsibilities under statute and common law, the Listing Rules, legal and other regulatory requirements and the Company's business and governance policies. The Company Secretary also provides the latest development and changes in the Listing Rules and other relevant legal and regulatory requirements to the Board from time to time.

董事會程序

主席徵詢全體董事及公司秘書以擬備及審批各董事會會議之議程。

所有召開董事會定期會議均發出至少14日通知，並邀請全體董事在議程中提出商討事項。公司秘書協助主席編製每次董事會會議之議程。議程及隨附之會議文件全部在相關董事會會議舉行前至少3日或在一段合理時間內向全體董事派發。

董事會會議記錄詳細載錄董事會所考慮事項。所有董事會會議及所有其他委員會會議之會議記錄均由公司秘書保存，任何董事、核數師或任何相關合資格人士均有權於預約後查閱該等資料。

董事須於董事會會議上申報任何利益衝突，並在該次會議上審議及批准之事項中可能出現董事會認為有重大潛在或實際利益衝突時，彼等須放棄投票及不將其計算在該次會議之法定人數內。

董事入職及培訓

本公司每名新委任董事將接獲全面、正式及特為其而設之就職安排，確保其對本公司之運作及業務有確切瞭解，以及完全知道本身在法規及普通法、上市規則、法律及其他監管規定以及本公司業務及管治政策下之職責。公司秘書亦不時向董事會提供上市規則以及其他相關法律及監管規定之最新發展及變動。

Besides, all Directors are encouraged to participate in continuous professional development to develop and refresh their knowledge and skills on the roles, functions and duties of a listed company director. A specific in-house training seminar was organised for all Directors in November 2020 to update the Board the latest development and reporting on ESG. They also took part in corporate visits and attended seminars organised by other listed companies or professional organisations to further enhance their capacities to carry out directors' duties. The training undertaken by the Directors during the Year is summarised as follows:

此外，亦鼓勵全體董事參與持續專業發展，發展並更新其作為上市公司董事角色、職能及職責之知識及技能。於2020年11月為全體董事舉辦特定內部培訓講座，以更新董事會環境、社會及管治的最新發展及匯報。彼等亦參與企業探訪及出席由其他上市公司或專業組織舉辦的講座，以進一步增強其履行董事職責的能力。董事於本年度內接受培訓之概要如下：

Directors	董事	Directors' training by topic 按主題之董事培訓	
		Legal or regulatory 法律或法規	Directors' duties or compliance 董事職責或合規
Executive Directors	執行董事		
Kee Chor Lin	紀楚蓮	✓	✓
Chan Yu Ching, Eugene	陳宇澄	✓	✓
Chan Tat Cheong, Alan	陳達昌	✓	✓
Independent Non-executive Directors	獨立非執行董事		
Li Sau Hung, Eddy	李秀恒	✓	✓
Lo Kwok Kwei, David	羅國貴	✓	✓
Mar, Selwyn	馬紹援	✓	✓

Nomination, Appointment, Re-election and Removal of Directors

提名、委任、重選及罷免董事

Nomination of Directors

The Company adopted the Nomination Policy on 28 December 2018. It aims to set out the nomination procedure and the process and criteria adopted by the Nomination Committee of the Company to select and recommend candidates for directorship of the Company. The Nomination Committee shall nominate suitable candidates to the Board for it to consider and make recommendations to shareholders for election as the Directors of the Company at general meetings or appoint as Directors to fill casual vacancies. The Nomination Committee may, as it considers appropriate, nominate a number of candidates more than the number of Directors to be appointed or re-appointed at a general meeting, or the number of casual vacancies to be filled.

提名董事

本公司已於2018年12月28日採納提名政策。該政策旨在載述本公司提名委員會採納提名程序及甄選及推薦出任本公司董事候選人之準則。提名委員會須向董事會提名適當人選以供其考慮及於股東大會上推選有關人士擔任本公司董事或委任有關人士擔任董事以填補臨時空缺之建議。提名委員會可在其認為合適之情況下提名超過將委任或將於股東大會上委任或填補臨時空缺之人數。

Key Principles of the Company for the Nomination of Directors

Before nominating candidates for the directorship of the Company for the Board's approval, the Nomination Committee should:

1. review the structure, size and composition (including the skills, knowledge, experience and diversity of perspectives) of the Board at least annually, taking into account the Company's Board Diversity Policy, and make recommendations on any proposed changes to the Board to complement the Company's corporate strategy;
2. identify individuals suitably qualified to become Board members and select or make recommendations to the Board on the selection of individuals nominated for directorships; and
3. make recommendations to the Board on the appointment or re-appointment of directors and succession planning for directors, in particular, the chairman and the chief executive of the Company.

Key Selection Criteria

In assessing the suitability of a proposed candidate, the Nomination Committee should take into account of the following factors, inter alia:

- reputation for integrity;
- accomplishment and experience;
- commitment in respect of available time and relevant interest;
- the Company's Board Diversity Policy that ensures the Board has diversity in all its aspects, including but not limited to gender, age, cultural and educational background, professional experience, skills, knowledge and length of service;
- in the case of Independent Non-executive Directors, the independence of the candidate (the independence requirements as set out under any applicable laws, rules and regulations shall have been met); and
- any other factors that the Nomination Committee deems appropriate.

本公司提名董事之主要原則

在提名出任本公司董事的候選人以供董事會批准前，提名委員會應：

1. 每年至少一次檢討董事會的架構、人數及組成（包括技能、知識、經驗及多元化之觀點與角度），再加以考慮本公司董事會多元化政策，並就任何擬作出之變動向董事會提供建議，以配合本公司之企業策略；
2. 物色具備符合資格可擔任董事之人士，並就甄選提名有關人士出任董事向董事會提供建議；及
3. 就董事委任或重新委任以及董事（尤其是本公司主席及最高行政人員）繼任計劃向董事會提供建議。

主要甄選準則

在評估候選人適合與否之時，提名委員會須考慮以下因素，其中包括：

- 誠信聲譽；
- 成就及經驗；
- 可投入的時間及相關利益；
- 本公司之董事會多元化政策確保董事會於各方面之多元性，包括但不限於性別、年齡、文化及教育背景、專業經驗、技能、知識及年資；
- 就獨立非執行董事而言，候選人之獨立性（應符合任何適用法律、規例及法規所載之獨立性規定）；及
- 提名委員會認為合適之任何其他因素。

Subject to the provisions of the Bye-laws of the Company, retiring Directors are eligible for nomination by the Board to stand for re-election at a general meeting.

Proposed candidate will be asked to submit his/her necessary personal information in a prescribed form, together with his/her written consent to be appointed as a Director and to the public disclosure of his/her personal data on any documents or the relevant websites for the purpose of or in relation to his/her standing for election as a Director.

Nomination Procedures

The secretary of the Nomination Committee shall call a meeting of the Nomination Committee, and invite nominations of candidates from Board members if any, for consideration by the Nomination Committee prior to its meeting. The Nomination Committee may also put forward candidates who are not nominated by Board members.

For filling a casual vacancy, the Nomination Committee shall make recommendations for the Board's consideration and approval. For proposing candidates to stand for election at a general meeting, the Nomination Committee shall make nominations to the Board for its consideration and recommendation.

Until the issue of the relevant circular to the Company's shareholders, the nominated persons shall not assume that they have been proposed by the Board to stand for election at the general meeting.

In order to provide information of the candidates nominated by the Board to stand for election at a general meeting, and to invite nominations from shareholders, a circular will be sent to the Company's shareholders. The circular will set out the lodgment period for the Company's shareholders to make the nominations. The names, brief biographies (including qualifications and relevant experience), independence, proposed remuneration and any other information, as required pursuant to the applicable laws, rules and regulations, of the proposed candidates will be included in the circular to the Company's shareholders.

根據本公司之公司細則條文規定，退任董事有資格獲董事會提名以在股東大會上重選連任。

獲提名的候選人會被要求按指定形式提交必要的個人資料，連同其獲委任為董事並就其參選董事或與此有關而於任何文件或相關網站公開披露其個人資料之書面同意。

提名程序

提名委員會秘書須召開提名委員會會議，並邀請董事會成員提名之人選（如有）以供提名委員會於召開會議前考慮。提名委員會亦可提名未獲董事會成員提名之人選。

倘填補臨時空缺，提名委員會須提供建議予董事會考慮及批准。倘於股東大會上推選建議人選，提名委員會須向董事會提名人選以供其考慮及推薦。

在本公司股東收到相關通函前，被提名人士不應假設彼已獲董事會提議於股東大會上參選。

為提供有關獲董事會提名於股東大會上參選之候選人資料及邀請股東提名人選，將會向本公司股東發出通函。該通函將載列本公司股東遞交提名人選之期限。獲提名的候選人姓名、簡歷（包括資格及相關經驗）、獨立性、建議薪酬及任何其他須根據適用法律、規則及法規的資料將刊載於寄發予本公司股東之通函內。

A shareholder of the Company can serve a notice to the Company Secretary within the lodgement period of its intention to propose a resolution to elect a certain person as a Director, without the Board's recommendation or the Nomination Committee's nomination, other than those candidates set out in the circular to the Company's shareholders. The particulars of the candidates so proposed will be sent to all shareholders for information by a supplementary circular.

A candidate is allowed to withdraw his candidature at any time before the general meeting by serving a notice in writing to the Company Secretary.

As there may be more candidates than the vacancies available, and the "gross-vote" method will be used to determine who shall be elected as a Director, shareholder's proposed resolutions shall therefore take the same form as the resolutions proposed for the candidates recommended by the Board.

Confidentiality

Unless required by law or any regulatory authority, under no circumstances shall a member of the Nomination Committee or a staff member of the Company disclose any information to or entertain any enquiries from the public with regard to any nomination or candidature before the circular to the Company's shareholders, as the case may be, is issued. Following the issue of the circular, the Nomination Committee or Company Secretary or other staff member of the Company approved by the Nomination Committee may answer enquiries from the regulatory authorities or the public but confidential information regarding nominations and candidates should not be disclosed.

Power and Responsibility of the Board

The Board shall have the ultimate responsibility and final decision on all matters relating to its recommendation of candidates to stand for election at any general meeting. The Board shall monitor and review the Nomination Policy to ensure that it remains relevant to the Company's needs and reflects the regulatory requirements effective from time to time.

本公司股東可於提名期限內，在概無董事會推薦或提名委員會提名下向公司秘書發送通知，提呈決議案提名將寄發予本公司股東通函所載候選人以外之某人士參選董事。相關建議人選之個人資料將透過補充通函發送予全體股東。

候選人可於股東大會舉行前隨時向公司秘書發出書面通知退選。

由於候選人數可能較空缺為多，則將採用「總票數」方法決定當選為董事的人選，因此股東提呈之決議案與董事會推薦人選之決議案須採用相同形式。

機密性

除非法律或任何監管機構有所規定，否則提名委員會成員或本公司職員於任何情況下均不得在刊發本公司股東通函（視情況而定）前，就任何提名或候選人向公眾披露任何資料，亦不得受理任何公眾查詢。於刊發通函後，提名委員會或公司秘書或本公司其他職員在提名委員會批准的情況下，可回答監管機構或公眾的查詢，惟不得披露有關提名或候選人的機密資料。

董事會之權力及責任

董事會對有關其於任何股東大會上參選人選推薦之所有事項負有最終責任及最終決定權。董事會須監督及檢討提名政策，以確保其符合本公司之需求並反映不時生效之監管規定。

Appointment of Directors

Pursuant to Bye-law 86(1) of the Bye-laws of the Company, the Directors shall be elected or appointed in the first place at the statutory meeting of the members and thereafter at the annual general meeting. However, the Board shall have the power from time to time and at any time to appoint any person as a Director either to fill a casual vacancy on the Board or, subject to authorisation by the members in general meeting, as an addition to the existing Board subject to Bye-law 86(2) of the Bye-laws of the Company.

Re-election of Directors

Bye-law 86(2) of the Bye-laws of the Company provides that any Director so appointed by the Board shall hold office only until the next following annual general meeting of the Company and shall then be eligible for re-election at that meeting. Pursuant to Bye-law 87 of the Bye-laws of the Company, one-third of the Directors for the time being shall retire from office by rotation, provided that every Director (including those appointed for a specific term) shall be subject to retirement by rotation at least once every three years at the annual general meeting.

Removal of Directors

Under Bye-law 86(4) of the Bye-laws of the Company, the members may, at any general meeting and by an ordinary resolution, remove a Director at any time before the expiration of his period of office provided that the notice of any such meeting convened for the purpose of removing a Director shall contain a statement of the intention so to do and be served on such Director not less than 14 days before the meeting and at such meeting, such Director shall be entitled to be heard on the motion for his removal.

Board Diversity

The Company adopted the Board Diversity Policy on 1 August 2013 and amended on 28 December 2018. It aims to set out the approach to achieve diversity on the Board of the Company. To achieve a sustainable and balanced development, the Company encourages increasing diversity at the Board level as an essential element in supporting the attainment of its strategic objectives and its sustainable development. In designing an appropriate composition of the Board, the diversity of the Board has been considered from a number of factors, including but not limited to gender, age, cultural and educational background, professional experience, skills, knowledge and length of service. All Board appointments will be based on meritocracy and candidates will be considered against objective criteria, having due regard for the benefits of diversity on the Board.

委任董事

根據本公司之公司細則第86(1)條，董事須首先於股東法定會議上及其後於股東週年大會上獲推選或委任。然而，根據本公司之公司細則第86(2)條，董事會將有權不時及在任何時候委任任何人士為董事，以彌補董事會之臨時空缺或經股東在股東大會上授權後作為現有董事會之新增成員。

重選董事

本公司之公司細則第86(2)條規定任何獲董事會委任之董事之任期僅至本公司下一屆股東週年大會為止，屆時可於該會議上重選。根據本公司之公司細則第87條，當時三分之一之董事須輪值退任，惟各董事（包括就特別任期委任之董事）須至少每三年在股東週年大會上輪值退任一次。

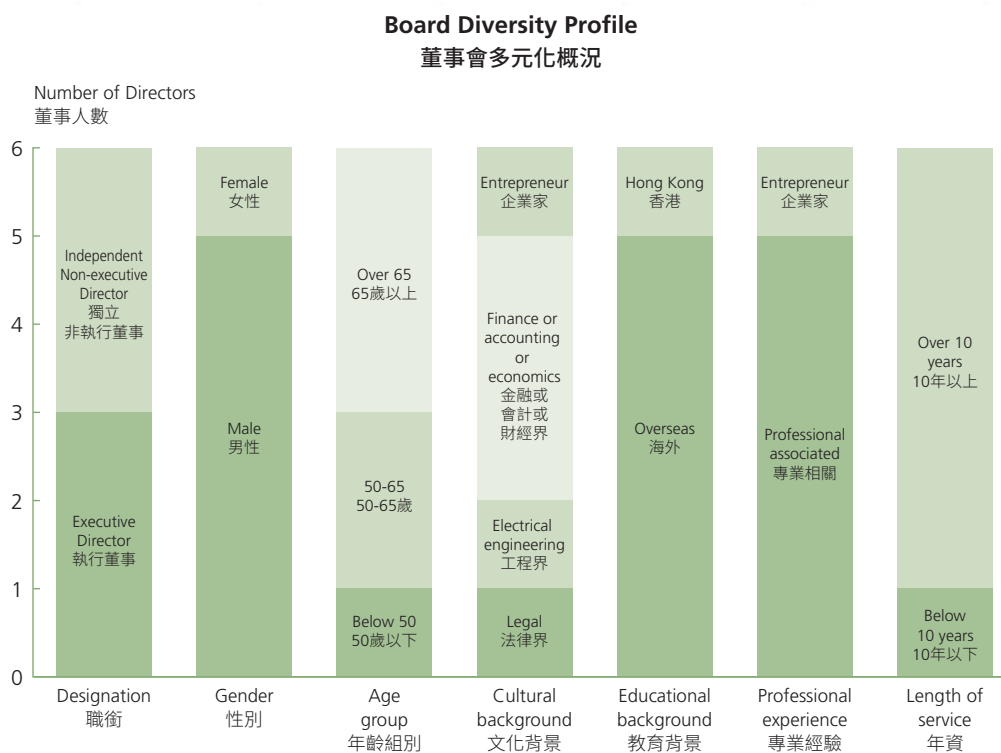
罷免董事

在本公司之公司細則第86(4)條下，股東可於任何股東大會上以普通決議案在董事任期屆滿前隨時罷免該董事，惟就罷免董事而召開之會議通告須說明該會議有此意向，而通告須於會議舉行前至少14日送交該名董事，且於該次會議上，該名董事有權就其罷免動議辯護。

董事會多元化

本公司已於2013年8月1日採納董事會多元化政策並於2018年12月28日作出修訂。該政策旨在載述本公司董事會達致多元化之方向。為求可持續及均衡發展，本公司鼓勵董事會提高多元性，以作為支持其達致策略目標及可持續發展之關鍵要素。在籌組合適董事會之組合時，本公司在考慮董事會之多元性時考慮眾多因素，包括但不限於性別、年齡、文化及教育背景、專業經驗、技能、知識及年資等。在充分考慮董事會多元化之裨益後，所有董事會任命將以用人唯才為目標，按客觀標準甄選各候選人。

The following chart shows the diversity profile of the Board as at 31 December 2020: 下圖顯示於2020年12月31日董事會多元化概況：



Responsibilities of Directors

The Directors are collectively responsible for promoting the success of the Company by directing and supervising the Company's affairs.

The Chairman is responsible for providing leadership to and the management of the Board. Executive Directors take an active interest in the affairs of the Company with a good understanding of the business, and play important roles in the day-to-day management of business of the Company, whilst Independent Non-executive Directors participate in the Board meetings and bring their independent views and judgments on various issues.

董事之職責

董事集體負責指導及監督本公司事務，帶領本公司邁向成功。

主席負責領導及管理董事會。執行董事深切瞭解公司業務並積極參與本公司事務，並在本公司日常業務管理中擔當重要角色，而獨立非執行董事則參與董事會會議，並就不同事務提出獨立意見及判斷。

Each of the Independent Non-executive Directors has been appointed with a formal letter of appointment setting out the terms and conditions of their respective appointment. Prior to their respective appointment, each of them has submitted a written confirmation to the Company and the Stock Exchange confirming their independence and has undertaken to inform the Company and the Stock Exchange as soon as practicable if there is any subsequent change of circumstances which may affect their independence.

Independent Non-executive Directors provide the Group with a wide range of skills, expertise and varied backgrounds and qualifications through their regular attendance at various committee meetings. They bring independent opinion and judgment on the strategy and policies to ensure that the interests of all shareholders are taken into account. The Company reviews annually and obtains confirmation of independence from each of them during their respective terms of appointment. During the Year, the Company received written confirmation from each of the Independent Non-executive Directors his independence with reference to Rule 3.13 of the Listing Rules. Based on the confirmations, the Company considers that all of them are independent, which is in compliance with the requirements under the Listing Rules.

Directors' Securities Transactions

As mentioned above, the Company has made specific enquiries to all Directors and all of them confirmed that they had fully complied with the required standard as set out in the Model Code during the Year.

Directors and Officers' Indemnity

The Company continues to subscribe for an insurance policy to indemnify the Directors and other officers from any losses, claims, damages, liabilities and expenses, including without limitation, any proceedings brought against them, arising from the performance of his duty pursuant to his appointment under his respective service agreement entered into with the Company. The current policy has been renewed during the Year and shall be under regular review.

每名獨立非執行董事已按正式委聘書獲委任，當中載列各自委任之條款及條件。在彼等各自之委任前，每名獨立非執行董事已向本公司及聯交所呈交一份確認彼等獨立身份之書面確認，並承諾其後如有任何可能影響其獨立性之變動時，會在實際可行情況下儘快通知本公司及聯交所。

獨立非執行董事透過定期出席各種委員會會議為本集團帶來多方面之技能、專業知識以及不同背景及資格。彼等就策略及政策提供獨立意見及判斷，確保顧及全體股東利益。本公司每年檢討及收取各獨立非執行董事於各自任期內之獨立身份確認書。於本年度內，本公司根據上市規則第3.13條，收取各獨立非執行董事之獨立身份確認書。根據該等確認書，本公司認為所有獨立非執行董事均屬獨立人士，符合上市規則之規定。

董事之證券交易

如上所述，本公司向全體董事作出特定查詢，全體董事確認彼等於本年度內已全面遵守標準守則所載之規定準則。

董事及高級職員之彌償保證

本公司續保一份保單，以彌償董事及其他高級職員因根據與本公司訂立之相關服務協議項下之委聘履行彼等職責而產生之任何損失、索償、損害、債務及開支（包括但不限於針對彼等提出之任何訴訟）。現有保單已於本年度予以更新並將定期檢討。

Corporate Governance Functions

The Board is responsible for performing the following corporate governance duties:

1. develop and review the Company's policies and practices on corporate governance and make appropriate recommendations to the Board;
2. review and monitor the training and continuous professional development of Directors and senior management;
3. review and monitor the Company's policies and practices on compliance with legal and regulatory requirements;
4. develop, review and monitor the code of conduct and compliance manual (if any) applicable to employees and Directors; and
5. review the Company's compliance with the Corporate Governance Code and disclosure in this Corporate Governance Report.

DELEGATION BY THE BOARD

While at all times the Board retains full responsibility for guiding and monitoring the operations of the Group, the Board delegated certain responsibilities to the senior management team of the Company, including the day-to-day operations of the Group. Such senior management team is accounted for their performance to the Board.

During the Year, the Executive Directors frequently met and discussed with the senior management team in order to maintain an effective feedback system and enable the Group to react to changes or problems effectively and efficiently. The Board reviews its arrangement on delegation of responsibilities and authority regularly to ensure that such delegations are appropriate in view of the Company's prevailing circumstances and that appropriate reporting system is in place. Each Director is free to seek advice from and has access to the Company's senior management team independently.

企業管治職能

董事會負責履行以下企業管治職責：

1. 制定及檢討本公司之企業管治政策及常規，並向董事會提出適當建議；
2. 檢討及監察董事及高級管理人員的培訓及持續專業發展；
3. 檢討及監察本公司在遵守法律及監管規定方面的政策及常規；
4. 制定、檢討及監察適用於僱員及董事的操守準則及合規手冊（如有）；及
5. 檢討本公司遵守企業管治守則之情況及在企業管治報告內的披露。

董事會之授權

儘管董事會全面承擔引領及監察本集團營運之責任，惟董事會已將若干責任授予本公司之高級管理隊伍，包括處理本集團日常營運工作。該高級管理隊伍須就其表現向董事會負責。

於本年度內，執行董事與高級管理隊伍經常會面並進行討論，以維持有效之反饋制度，使本集團可有效並迅速回應變動或問題。董事會定期檢討其授予責任及權力之安排，確保有關授權安排就本公司當時之狀況而言屬恰當，並已設有適當之申報制度。各董事可個別向本公司高級管理隊伍尋求意見及與其聯繫。

BOARD COMMITTEES

The Board currently has three committees, namely the Audit Committee, the Remuneration Committee and the Nomination Committee. All the committees are empowered by the Board under their own terms of reference which have been posted on the websites of HKEXnews and the Company and are available for inspection by the shareholders of the Company upon request made to the Company Secretary.

Audit Committee

The Audit Committee comprises three members. All of them are Independent Non-executive Directors, namely:

Mar, Selwyn (*Chairman*)
Li Sau Hung, Eddy
Lo Kwok Kwei, David

The Board considers that each Audit Committee member has extensive commercial experience and the Audit Committee has a suitable mix of expertise in various businesses, financial and legal sectors and that the composition and establishment of the Committee complies with the requirements under Rule 3.21 of the Listing Rules.

The Audit Committee is primarily responsible for assisting the Board in providing an independent view on the effectiveness of the financial process, risk management and internal control systems of the Group. It has the responsibilities and powers set forth in the terms of reference. The committee members shall meet at least twice every year to review the interim and final results prepared by the Board.

董事委員會

董事會現時設有三個委員會，分別為審核委員會、薪酬委員會及提名委員會。所有委員會獲董事會授予職權，其職權範圍刊載於披露易及本公司網站，本公司股東亦可向公司秘書要求查閱該等職權範圍。

審核委員會

審核委員會由三名成員組成。彼等均為獨立非執行董事，分別為：

馬紹援（主席）
李秀恒
羅國貴

董事會認為各審核委員會成員均具備豐富商業經驗，而審核委員會於商業、財務及法律等專業範疇互相配合。委員會之組成及成立符合上市規則第3.21條之規定。

審核委員會主要負責協助董事會為本集團財務程序、風險管理及內部監控制度績效提供獨立意見。審核委員會擁有職權範圍所界定之責任及權力。委員會成員須每年舉行至少兩次會議，以審閱由董事會編製之中期及全年業績。

During the Year, the Audit Committee held four meetings, including a meeting with external auditor for special audit planning. The attendance records of Directors attending the Audit Committee meetings are set out on page 33 of this Annual Report. The following is a summary of work performed by the Audit Committee during the Year:

1. reviewed the financial statements for the year ended 31 December 2019 and for the interim period ended 30 June 2020 before submission to the Board for approval;
2. reviewed and made recommendations to the Board the re-appointment of KPMG as the external auditor of the Company;
3. reviewed the external auditor's engagement fee;
4. reviewed the effectiveness of internal control and risk management systems of the Group;
5. reviewed the effectiveness of the internal audit function of the Group; and
6. reviewed the annual audit plan.

The Audit Committee held a meeting with external auditor for the special purpose of audit planning, which meeting also welcomed the attendance of any Director who had either expertise, or special interest, in accounting, financial and auditing matters.

Remuneration Committee

The Remuneration Committee comprises three members, including one Executive Director and two Independent Non-executive Directors, namely:

Lo Kwok Kwei, David (*Chairman*)
Kee Chor Lin
Li Sau Hung, Eddy

於本年度內，審核委員會曾舉行四次會議，包括一次與外聘核數師舉行之特別核數規劃會議。董事出席審核委員會會議之記錄載於本年報第33頁。以下為審核委員會於本年度內之工作概要：

1. 在提交董事會審批前審閱截至2019年12月31日止年度及截至2020年6月30日止中期期間之財務報表；
2. 審閱續聘畢馬威會計師事務所為本公司外聘核數師並向董事會提供建議；
3. 審閱外聘核數師之委聘費用；
4. 審閱本集團內部監控及風險管理系統之有效性；
5. 審閱本集團內部審核職能之有效性；及
6. 審閱年度審核規劃。

審核委員會曾專為核數規劃事宜與外聘核數師舉行一次會議，該次會議亦歡迎在會計、財務及核數事宜方面具備專業知識或特別感興趣之董事出席。

薪酬委員會

薪酬委員會由三名成員組成，包括一名執行董事及兩名獨立非執行董事，分別為：

羅國貴 (*主席*)
紀楚蓮
李秀恒

The Remuneration Committee is responsible for (i) determining the specific remuneration packages of all Executive Directors and senior management, including but without limitation benefits in kind, pension rights and compensation payments (including any compensation payable for loss or termination of their office or appointment); (ii) making recommendations to the Board of the remuneration of non-executive directors; and (iii) establishing a transparent procedure for developing policy on such remuneration. The Board consults the chairman of the Remuneration Committee and provides sufficient resources to enable it to discharge its duties.

During the Year, the Remuneration Committee held a meeting and the attendance records of Directors attending the Remuneration Committee meeting are set out on page 33 of this Annual Report. The following is a summary of work performed by the Remuneration Committee during the Year:

1. reviewed and approved the remuneration packages of the Directors and senior management; and
2. reviewed and made recommendations to the Board the remuneration package of Executive Directors, Independent Non-executive Directors and senior management.

The following table lists out by bands the remuneration of Executive Directors and senior management whose names appear in the section "Board of Directors and Senior Management" for the Year:

HKS 港元	Number of persons 人數
5,000,001–6,000,000	1
3,000,001–5,000,000	1
1,000,001–3,000,000	1
1–1,000,000	8
Total 總計	11

薪酬委員會負責(i)釐定全體執行董事及高級管理人員之特定薪酬福利，包括但不限於實物利益、退休金福利及補償（包括離職或終止職務或任命而應付之任何補償）；(ii)就非執行董事之薪酬向董事會提供建議；及(iii)訂立一套具透明度之程序，以制定有關該等薪酬政策。董事會會向薪酬委員會主席諮詢，並提供充足資源，以助其履行職責。

於本年度內，薪酬委員會曾舉行一次會議，董事出席薪酬委員會會議之記錄載於本年報第33頁。以下為薪酬委員會於本年度內之工作概要：

1. 審閱及批准董事及高級管理人員之薪酬福利；及
2. 審閱及向董事會推薦執行董事、獨立非執行董事及高級管理人員之薪酬福利。

下表列出「董事及高級管理人員」一節之執行董事及高級管理人員於本年度之薪酬組別：

Nomination Committee

The Nomination Committee comprises five members, including two Executive Directors and three Independent Non-executive Directors, namely:

Li Sau Hung, Eddy (*Chairman*)
Kee Chor Lin
Chan Yu Ching, Eugene
Lo Kwok Kwei, David
Mar, Selwyn

The Nomination Committee is responsible for (i) assisting the Board to run effectively and the Company can go through a formal, fair and transparent process of reviewing the structure, size and composition of the Board and the balance and effectiveness of the Board in the light of the Board Diversity Policy identifying the skills needed and appointing those who can provide them to the Board; (ii) leading the process for the appointment of Directors; and (iii) identifying and nominating suitable candidates for appointment to the Board. The Nomination Committee is provided with sufficient resources enabling it to discharge its duties.

During the Year, the Nomination Committee held a meeting and the attendance records of Directors attending the Nomination Committee meeting are set out on page 33 of this Annual Report. The following is a summary of work performed by the Nomination Committee during the Year:

1. reviewed the structure, size and composition of the Board; and
2. reviewed the succession planning for the Board.

提名委員會

提名委員會由五名成員組成，包括兩名執行董事及三名獨立非執行董事，分別為：

李秀恒（主席）
紀楚蓮
陳宇澄
羅國貴
馬紹援

提名委員會負責(i)協助董事會有效地運作，使本公司可藉正式、公正及透明之程序，在董事會多元化政策之框架下檢討董事會之架構、人數及組成以及董事會之均衡性及效能、確定所需之技能，以及委任具有該等條件之人士加入董事會；(ii)領導委任董事之程序；及(iii)物色及提名合適之候選人以委任其加入董事會。提名委員會獲提供充足資源，以助其履行職責。

於本年度內，提名委員會曾舉行一次會議，董事出席提名委員會會議之記錄載於本年報第33頁。以下為提名委員會於本年度內之工作概要：

1. 審閱董事會之架構、人數及組成；及
2. 審閱董事會繼任計劃。

Attendance Records of Directors Attending Board Meetings, Board Committee Meetings and Annual General Meeting

The attendance records of Directors during the Year are as follows:

董事會會議、董事委員會會議及股東週年大會董事出席記錄

董事於本年度內之出席記錄如下：

Directors	董事	Number of meetings attended/held 出席/舉行會議次數				
		Board meeting 董事會會議	Audit Committee meeting 審核委員會會議	Remuneration Committee meeting 薪酬委員會會議	Nomination Committee meeting 提名委員會會議	Annual General Meeting 股東週年大會
Executive Directors		執行董事				
Kee Chor Lin ¹	紀楚蓮 ¹	4/4	4/4	1/1	1/1	1/1
Chan Yu Ching, Eugene ¹	陳宇澄 ¹	4/4	4/4	-	1/1	1/1
Chan Tat Cheong, Alan ²	陳達昌 ²	4/4	4/4	-	-	1/1
Independent Non-executive Directors		獨立非執行董事				
Li Sau Hung, Eddy	李秀恒	4/4	4/4	1/1	1/1	1/1
Lo Kwok Kwei, David	羅國貴	4/4	4/4	1/1	1/1	1/1
Mar, Selwyn	馬紹援	4/4	4/4	-	1/1	1/1

Notes:

- Ms Kee Chor Lin and Mr Chan Yu Ching, Eugene attended the Audit Committee meetings as management representatives as requested by the Audit Committee.
- Mr Chan Tat Cheong, Alan attended all the Audit Committee meetings as the Finance Director as requested by the Audit Committee.

附註：

- 紀楚蓮女士及陳宇澄先生應審核委員會要求以管理層代表身份出席審核委員會會議。
- 陳達昌先生應審核委員會要求以財務總裁身份出席所有審核委員會會議。

ACCOUNTABILITY AND AUDIT

Directors' Responsibilities in Financial Reporting

The Board is committed to providing a balanced, clear and comprehensible assessment of the financial performance, financial position and prospects of the Group. The Board, assisted by the Audit Committee, oversees the financial reporting process of the Group. The Audit Committee monitors the integrity of the financial statements and annual and interim reports and accounts of the Group.

問責及核數

董事對財務報告之責任

董事會致力對本集團之財務表現、財務狀況及前景作出公正、清晰且全面之評估。董事會在審核委員會之協助下，監督本集團之財務報告程序。審核委員會監察本集團財務報表與年度及中期報告以及賬目之完整性。

All Directors acknowledge their responsibilities for the preparation of the financial statements of the Group, which shall give a true and fair view of the financial status of the Group. During the Year, the Directors were not aware of any material uncertainties relating to event or condition that might cast significant doubt upon the Group's ability to continue as a going concern. Accordingly, the Directors prepared the financial statements of the Company on a going concern basis.

The Company is committed to announce its interim and annual results as soon as reasonably practicable after the end of the relevant period and the financial year respectively as required by the Listing Rules and discloses all such information as would enable the shareholders of the Company to assess the performance, financial position and prospects of the Group.

Auditor's Responsibilities

The responsibilities of external auditor of the Company with respect to financial reporting are set out in the section "Independent Auditor's Report" on pages 58 to 67 of this Annual Report.

Auditor's Remuneration

The Audit Committee reflected their views to the Board that the remuneration payable to the Company's external auditor was reasonable and fair in all circumstances and there had been no major disagreement between the external auditor and management of the Company during the Year.

The remuneration paid/payable to the Company's external auditor, KPMG, during the Year is set out as follows:

全體董事深明其編製本集團財務報表之責任，需要真實及公平地反映本集團之財務狀況。於本年度內，董事並不知悉任何可能對本集團持續經營能力構成重大疑問之事件或狀況之重大不明確因素。因此，董事已按持續經營基準編製本公司之財務報表。

本公司承諾於有關期間及財政年度結束後在實際合理情況下儘快按上市規則規定分別公佈其中期及年度業績，及披露所有有關資料，以便本公司股東評估本集團之表現、財務狀況及前景。

核數師之責任

本公司外聘核數師有關財務報告之責任載於本年報第58至67頁「獨立核數師報告」一節。

核數師酬金

審核委員會已向董事會反映，認為應付本公司外聘核數師之酬金均屬公平合理，而本年度內外聘核數師與本公司管理層並無重大意見分歧。

於本年度已付／應付本公司外聘核數師畢馬威會計師事務所之酬金載列如下：

Services rendered	所提供之服務	Fees paid/payable
		已付／應付費用 HK\$'000 千港元
Audit services	核數服務	1,750
Non-audit services ¹	非核數服務 ¹	350
Total	總計	2,100

Note:

1. The fee paid for non-audit services included review of interim financial information, work performed on the preliminary announcement of results of the Group and tax compliance services.

附註：

1. 支付非核數服務之費用包括審閱中期財務資料、就本集團初步業績公告進行之工作及稅務合規服務。

INTERNAL AUDIT

The Board recognises internal audit in assisting the Company to enhancing its corporate governance. The internal auditor is neither affiliated with the employees nor external auditor of the Company in order to ensure its objectivity, creditability and independence. It reports to the Audit Committee directly. During the Year, the internal auditor performed internal audit reviews and the scope of review includes:

1. planned and conducted internal audit review activities on the scope of review approved by the Audit Committee and the Board;
2. reviewed the design of internal control system of the in-scoped areas, identified the key controls in place and assessed whether there were significant gaps in the design of the internal controls;
3. sample tested the operating effectiveness of key controls identified of the in-scoped areas; and
4. reported and made recommendations to the Audit Committee and the Board on the internal control weaknesses identified in order to enhance the internal control system.

The internal auditor submitted the internal audit review reports to the Audit Committee for review and based on which, the Board and the Audit Committee were of the view that the key areas of the Company's internal control and risk management systems had been reasonably maintained and considered sound and effective for the Year.

內部審核

董事會深知，內部審核有助本公司加強其企業管治。內部核數師與本公司員工及外聘核數師均無關聯，以確保其客觀性、可靠性及獨立性。彼直接向審核委員會匯報。於本年度內，內部核數師進行內部審計評估及審查範圍包括：

1. 於經審核委員會及董事會批准之審閱範圍內規劃及執行內部審核審閱活動；
2. 審閱覆蓋範圍範疇之內部監控系統設計，識別已實行之主要監控，並評估內部監控設計是否存在重大漏洞；
3. 抽樣測試已識別覆蓋範圍範疇之主要監控的營運成效；及
4. 就內部審核之弱點向審核委員會及董事會匯報及提出建議，以提升內部監控系統。

內部核數師向審核委員會提交內部審核檢討報告以供審閱，而根據該報告，董事會及審核委員會均認為，本公司之內部監控及風險管理系統之主要範疇於本年度內獲合理維護並認為屬健全及有效。

RISK MANAGEMENT AND INTERNAL CONTROL

The Board acknowledges its overall responsibility for evaluating and determining the nature and extent of the risks it is willing to take in achieving the Group's strategic objectives and ensuring the risk management and internal control systems of the Group remain sound and effective. The Audit Committee assists the Board in fulfilling its responsibility. The tasks of risk management and internal control of the Company during the Year had been performed by management. Management provided a confirmation to the Board that the risk management and internal control systems of the Company remained sound and effective throughout the Year.

Risk Management Philosophy

The Board recognises that risk taking is unavoidable as it is part of the Company's business. With appropriate risk management and continuous risk monitoring policies in place, risk taking may bring value to the Company. The Board believes that an appropriate level of risks are acceptable after prudent assessment of their impact and likelihood. Certain risks can neither be absolutely eliminated nor controlled by the Company. The Company can protect its assets and shareholders' interests and create value simultaneously through appropriate risks management and control measures. The Board also acknowledges that risk management and internal control systems are designed to manage rather than eliminate the risk of failure to achieve business objectives, and can only provide reasonable and not absolute assurance against material misstatement or loss.

Main Features of the Risk Management and Internal Control Systems

The Board has the responsibility to oversee, evaluate and determine the nature and extent of the risks faced by the Group and to review and monitor the Group's approach in addressing these risks at least annually. In addition, the Board oversees management in the design, implementation and monitoring of the risk management and internal control systems.

The Audit Committee assists the Board in fulfilling its role in reviewing the Group's financial, operational and compliance controls and reviewing the adequacy of resources, staff qualifications and experience, training programmes and budget of the Group's accounting, internal audit and financial reporting functions.

風險管理及內部監控

董事會有評估及釐定本集團為達成策略目標所願承擔之風險性質及程度，並確保本集團維持穩健及有效之風險管理及內部監控系統的整體責任。審核委員會協助董事會履行其職責。本公司於本年度內之風險管理及內部監控工作乃由管理層進行。管理層已向董事會確認，本公司之風險管理及內部監控系統於本年度內一直維持健全及有效。

風險管理理念

董事會明瞭，承擔風險乃本公司經營業務時無可避免之部分。憑藉制定恰當之風險管理及持續風險監控政策，承擔風險可為本公司帶來效益。董事會相信，經審慎評估風險的影響及可能性後，合理程度的風險是可以承受的。若干風險既無法完全消除，亦無法完全控制。本公司可透過適當之風險管理及控制措施以保障其資產及股東權益之餘，同時又能創造價值。董事會亦明白，設計風險管理及內部監控系統旨在管理而非消除未能達成業務目標之風險，而且只能就不會有重大失實陳述或損失作出合理而非絕對之保證。

風險管理及內部監控系統之主要特點

董事會負責監察、評估及釐定本集團所面臨風險之性質及程度，且至少每年檢討及監控本集團處理該等風險之方法。此外，董事會監督管理層在風險管理及內部監控系統之設計、實施及監察。

審核委員會協助董事會履行其於本集團財務、運作及合規監控方面之監察職責，並檢討本集團會計、內部審核及財務匯報職能方面之資源、員工資歷及經驗、培訓課程及預算之充足性。

Management assists the Board in the implementation of the Group's policies, procedures and limits within the Board's approved risk appetite by identifying and assessing the risks faced and monitoring the design and operation of the relevant internal control measures to mitigate and control these risks.

Risk Assessment Process

Risk Assessment Approach

A risk management program was carried out during the Year to ensure all material risks to which the Group exposed are properly identified, assessed, managed, monitored and reported to the Audit Committee and the Board.

Risk Identification

Risk identification is based on questionnaires completed by senior management from different departments. Risks are preliminary identified by senior management from the risk universe which is a collection of risks built on environmental analysis and external benchmarking that can impact the Group at the entity or specific business process level. The risk universe covers both internal and external risks in six major areas, namely external risks, strategic risks, operational risks, financial risks, legal and compliance risks and people risks. Key risk factors are then identified by integrating the results of the questionnaire.

Risk Evaluation and Risk Prioritization

Risk evaluation is the second step to assess the relative impact and the likelihood of the identified key risk factors to the Group. These identified key risk factors are further assessed by a scale rating process assessed by senior management.

Risk prioritisation is a mapping exercise. A risk map is used to prioritise the identified key risk factors according to their assessed impact and likelihood.

Risk Reporting, Managing and Monitoring

Risk reporting and risk monitoring are essential and integral parts of risk management. A risk assessment report was submitted to the Audit Committee and to the Board. Senior management reviewed and assessed the adequacy of existing controls in accordance with the Board's advice and suggestions; determined and implemented treatment plans where risks mitigants are actionable and continuously monitored the development of current risks and the emergence of new risks throughout the Year.

管理層通過識別及評估所面對之風險，協助董事會執行本集團之政策及程序以及經董事會批准之風險消納範圍內之限制，並監察相關內部監控措施之設計及運作，以減少及控制此等風險。

風險評估程序

風險評估方法

本集團於本年度內曾進行風險管理計劃，以確保本集團所面臨之所有重大風險均獲得確切識別、評估、管理、監察並向審核委員會及董事會匯報。

風險識別

風險識別乃基於各部門高級管理人員完成之問卷調查。高級管理人員根據在實體或特定業務流程層面影響本集團之環境分析及外部基準而構建之風險組合初步識別風險。風險範疇涵蓋內部及外部六大範疇，即外部風險、策略風險、營運風險、財務風險、法律合規風險及人才風險。其後，綜合問卷調查之結果從而識別主要風險因素。

風險評估及風險優先等級

第二步為風險評估，評估已識別主要風險因素對本集團之相對影響及可能性。高級管理人員用規模評級程序進一步評定該等已識別主要風險因素。

風險優先等級通過繪圖呈現。風險圖乃用於依據其所評估之影響及可能性對已識別之主要風險因素進行優先排序。

風險匯報、管理及監控

風險匯報及風險監控乃風險管理不可或缺部分。風險評估報告已提交予審核委員會及董事會。高級管理人員已根據董事會之意見及建議檢討及評估現有監控措施之充足性；為可採取減輕風險之領域制定及執行防護計劃，並於本年度內持續監控現有風險之發展及新風險之出現。

Management conducted an annual review of the effectiveness of the risk management and internal control systems for the Year. Management has reported major findings and areas for improvement to the Audit Committee. All recommendations from management were adopted by the Group and were implemented within a reasonable period of time. The Board therefore considered that the risk management and internal control systems were effective throughout the Year.

Handling and Dissemination of Inside Information

The handling and dissemination of inside information of the Group is strictly controlled and measures adopted by the Group including but not limited by the following ways:

1. restrict access to inside information to employees on a need-to-know basis;
2. send reminder to employees who are in possession of inside information to ensure that they are fully conversant with their obligations to preserve confidentiality;
3. ensure appropriate confidentiality agreements are in place when the Group enters into significant negotiations or dealings with third party; and
4. inside information is handled and communicated by designated persons to outside third party.

The Board and senior management review the safety measures regularly to ensure inside information is properly handled and disseminated.

Internal Control

The Group has formulated certain appropriate policies and procedures to the staff and executed to take all measures that can (i) safeguard assets against unauthorised use or disposition; (ii) keep proper and accurate accounting records and enhance the reliability of financial reporting; and (iii) ensure efficiency and effectiveness of operations and compliance with applicable laws and regulations. The design of internal control system is to provide reasonable, but not absolute, assurance against material misstatement or loss, and to manage and minimise, and if circumstances permit, eliminate the risk of failure in the Group's operational systems.

管理層已對本年度風險管理及內部監控系統之有效性進行年度檢討。管理層已向審核委員會匯報主要結果及有待改善之處。本集團已採納管理層之所有建議，並於合理時間內落實。因此，董事會認為風險管理及內部監控系統於本年度內屬有效。

處理及發佈內幕消息

本集團嚴格控制處理及發佈本集團內幕消息，並已採納相關措施，包括但不限於以下方式：

1. 按須知基準限制員工取得內幕消息；
2. 提醒掌握內幕消息之員工，以確保彼等充分熟知其保密責任；
3. 確保本集團與第三方進行重大磋商或交易時訂立適當保密協議；及
4. 內幕消息由專人處理並傳達予外部第三方人士。

董事會及高級管理人員定期檢討安全措施，以確保內幕消息獲得妥善處理及發佈。

內部監控

本集團已為員工制訂多項合適政策及程序，以及採取一切措施，務求能夠(i)保護資產避免未獲授權使用或處置；(ii)妥善存置準確之會計紀錄，提高財務申報之可靠程度；及(iii)確保營運效率及成效，並符合適用法律及法規。內部監控制度旨在提供合理而非絕對免於出現重大錯誤陳述或損失的保證，以及管理、盡量減低並在情況許可下消除本集團營運系統失效的風險。

The Group's internal control framework includes the following major components:

1. an organisation structure with defined responsibility, proper segregation of duties and appropriately delegated authority;
2. policies and procedures relating to financial control, internal control and risk management respectively that can identify, assess, measure and control risks effectively and efficiently;
3. operational and financial budgeting and forecasting systems which facilitate performance measurement, including regular budgeting analysis;
4. clear rules and guidelines that work to empower the review and approval of major capital and current expenditures;
5. strict internal procedures and controls enabling the handling; and
6. dissemination of price sensitive information; and developing a whistleblowing policy that encourages employees to report any incidents of fraud, corruption, theft or misconduct in secure and a fearless working environment.

PRINCIPAL RISKS AND UNCERTAINTIES FACING THE COMPANY

Foreign Exchange Risk

The Group's reporting currency is Hong Kong dollar and most of the business transactions are denominated in other currencies including United States dollar, Renminbi and Japanese Yen. Hence, exchange rate movements can affect the profit margin of the Group. The Group does not speculate on foreign currencies.

Credit Risk

Credit risk arises from long credit period for customers and short credit period provided by suppliers. Customers are unwilling or unable to fulfill their payment obligations that leads the Group to incur financial losses. The Group's credit control function manages the credit risks by assessing the credit limits and credit terms to be granted to customers and setting up the internal control system of credit approvals and other monitoring procedures to recover overdue debts, if any. The Group also enters into credit insurance contracts to mitigate the credit risks arising from the collection of accounts receivables balances.

本集團的內部監控制度包括以下主要組成部分：

1. 具有界定責任、妥善職責分工及獲適當授權的組織架構；
2. 與可實際有效地識別、評估、計量及控制風險之財務監控、內部監控及風險管理有關的政策及程序；
3. 有助衡量績效之營運及財務預算及預測制度，包括定期預算分析；
4. 用於檢討及審批重大資本及經常性開支的清晰規則及指引；
5. 處理及發佈價格敏感資料之嚴格內部程序及監控；及
6. 制訂舉報政策，鼓勵僱員安心地匯報任何欺詐、貪污、盜竊或行為不當事件，建立安全無慮的工作環境。

本公司所面對主要風險及不明朗因素

外匯風險

本集團以港元為呈報貨幣，而大部分業務交易以其他貨幣計值，包括美元、人民幣及日圓。因此，匯率波動可對本集團之毛利率造成影響。本集團並無炒賣外幣。

信貸風險

信貸風險是由於向客戶提供較長信貸期及供應商提供較短信貸期所引致。客戶不願或不能履行其付款責任而導致本集團產生財務損失。本集團之信貸監控職能為透過評估將向客戶授出之信貸限額及信貸期，以及設立審批信貸之內部監控系統及其他監察程序以收回逾期借貸（如有），管理信貸風險。本集團亦訂立信貸保險合約，以減低收取應收賬款結餘所引致之信貸風險。

Competition Risk

Competition risk arises from the emergence of a number of competitors in the electronic components manufacturing industry. Price cut from competitors intensifies the risk. The Group believes that the provision of quality products and after sales service to customers are the only way to gain and maintain customer confidence and loyalty.

Customers' Financial Health Risk

The majority of the Group's customers are electronic products manufacturers in China. Delay in payments for trade receivables settlement is common, thus resulting in bad debts. Slow recovery of trade receivables indicates higher likelihood of customers' financial health risk. Senior management works with the finance department closely to monitor customers' financial health. In addition, it is hedged by the implementation of credit insurance policies.

DIVIDEND POLICY

The Company adopted the Dividend Policy on 28 December 2018. It aims to manage its capital efficiently and generate long-term sustainable value for shareholders, while balancing operational, regulatory, rating agency and policyholder requirements. It also aims to grow its dividend in line with business growth and to share the benefits of its success with its shareholders.

The Company may declare and distribute no more than 30% of the consolidated net profit after tax of the Group as dividends, either in cash or scrip dividend in lieu of cash, to its shareholders.

The declaration and payment of dividends shall remain to be determined at the sole discretion of the Board and subject to any restrictions under the Laws of Bermuda, the Bye-Laws of the Company and any other applicable laws, rules and regulations.

競爭風險

競爭風險來自電子元件製造業湧現大量競爭對手。競爭對手降價令風險加劇。本集團相信，向客戶提供優質產品及售後服務乃獲得及維持客戶信心及忠誠之唯一途徑。

客戶之財務狀況風險

本集團大部分客戶為中國電子產品製造商。延遲支付應收賬款結算屬常見，從而產生壞賬。應收賬款回收進展緩慢，表明客戶財務狀況出現風險之可能性增加。高級管理人員與財務部門緊密合作，監控客戶之財務狀況。此外，透過實施信貸保險政策對沖此風險。

股息政策

本公司於2018年12月28日採納股息政策，旨在有效管理其資本並為股東創造長期可持續價值，同時平衡營運、監管、評級機構及投保人要求。政策亦旨在使股息隨業務之增長而增加，並與股東分享其成功之裨益。

本公司可以現金或以股代息方式向股東宣派及分派不超過本集團除稅後綜合純利之30%作為股息。

股息之宣派及派付應由董事會全權酌情釐定，並須受百慕達法例、本公司之公司細則及任何其他適用法律、規則及法規之任何限制所規限。

In proposing any dividend payout, the Board shall take into account of the following factors, inter alia:

- the actual and expected financial performance of the Group;
- the general financial position of the Group;
- the working capital requirements, capital expenditure requirements and future development needs of the Group;
- restrictions imposed by debt covenants;
- the general market conditions;
- the business cycle of the Company's business; and
- any other factors that the Board deems appropriate.

Any final dividends declared by the Company must be approved by an ordinary resolution of the shareholders at an annual general meeting and must not exceed the amount recommended by the Board. No assurance that a dividend will be proposed or declared in any given period.

INVESTOR RELATIONS AND COMMUNICATIONS

Recognising the importance of maintaining on-going communication with shareholders, the Board established a shareholders' communication policy and reviews it regularly to ensure its effectiveness. To facilitate the timely, transparent and effective communication with shareholders, the Board provides different communication channels for shareholders and investors including annual general meetings and other general meetings.

The annual general meeting provides a forum for the Company's shareholders to raise comments, offer suggestions, and exchange views with the Board. The notice of annual general meeting is distributed to all shareholders at least 20 clear business days before the meeting. The Chairman of the Board, the chairmen of all Board Committees and external auditor shall attend each annual general meeting or any general meeting to answer questions from the shareholders on the performance of the Company so as to allow them to fully understand the Company's operations, management and development.

於提議作出任何股息派付時，董事會應考慮以下因素，尤其是：

- 本集團之實際及預期財務表現；
- 本集團之整體財務狀況；
- 本集團之營運資金需求、資本開支需求及未來發展需要；
- 債務契諾所施加之限制；
- 一般市況；
- 本公司業務之營運週期；及
- 董事會認為合適之任何其他因素。

本公司宣派之任何末期股息須於股東週年大會上以股東普通決議案批准，且不得超過董事會建議之金額。概無保證將於任何特定期間內提議支付或宣派股息。

投資者關係及溝通

董事會認同持續與股東保持溝通之重要性，並制定股東溝通政策，且定期進行檢討以確保其效益。為促進與股東進行適時、具透明度及有效之溝通，董事會提供不同渠道與股東及投資者溝通，包括股東週年大會及其他股東大會。

股東週年大會為本公司股東提供平台，向董事會提出意見、建議並與董事會交換意見。股東週年大會通告於大會舉行前至少20個完整營業日向全體股東發佈。董事會主席、所有董事委員會主席及外聘核數師須出席各個股東週年大會或任何股東大會，以解答股東對本公司表現之提問，使彼等可全面了解本公司之營運、管理及發展。

During the Year, the Board held an annual general meeting on 21 May 2020. The voting results of annual general meeting were published on the websites of HKEXnews and the Company and the results are available for inspection by the shareholders of the Company upon request made to the Company Secretary. The attendance records of Directors at the meeting are set out on page 33 of this Annual Report.

Furthermore, the website of the Company contains timely updated company news, corporate information, announcements, interim and annual reports of the Group, all of which are available for download with a view of making easy access to corporate information for shareholders and potential investors. Circulars, interim and annual reports are sent to shareholders in a timely manner and they are also available on the websites of HKEXnews and the Company.

SHAREHOLDERS' RIGHT

Convening Special General Meeting and Putting Forward Proposals at Shareholders' Meeting

Shareholders holding, at the date of deposit of the requisition, not less than one-tenth of the paid up capital of the Company carrying the right of voting at general meetings of the Company shall at all times have the right, by written requisition to the Board or the Company Secretary, to require a special general meeting to be called by the Board for the transaction of any business specified under such requisition; and such meeting shall be held within 2 months. If the Directors do not within 21 days from the date of the deposit of the requisition proceed duly to convene a meeting, the requisitionists, or any of them representing more than one half of the total voting rights of all of them, may themselves convene a meeting, but any meeting so convened shall not be held after the expiration of 3 months from the said date.

The requisition must state the purposes of the meeting, and must be signed by the requisitionists and deposited at the registered office of the Company, and may consist of several documents in like form each signed by one or more requisitionists.

Any reasonable expenses incurred by the requisitionists by reason of the failure of the Directors to duly convene a meeting shall be repaid to the requisitionists by the Company, and any sum so repaid shall be retained by the Company out of any sums due or to become due from the Company by way of fees or other remuneration in respect of their services to such Directors as were in default.

於本年度內，董事會於2020年5月21日舉行股東週年大會。股東週年大會之投票結果已載於披露易及本公司網站，而本公司股東亦可向公司秘書要求查詢有關結果。董事出席大會之記錄載於本年報第33頁。

此外，本公司之網站載有適時更新之公司消息、公司資料、本集團之公告、中期及年度報告，均可下載，方便股東及潛在投資者取得企業資料。通函、中期及年度報告亦會適時寄發予股東，並可於披露易及本公司網站查閱。

股東權利

召開股東特別大會及於股東大會上提呈建議

任何於遞呈要求日期持有不少於本公司附有於本公司股東大會投票權的繳足股本十分之一之股東，有權於任何時候透過向董事會或公司秘書發出書面要求，要求董事會召開股東特別大會，以處理有關要求中指明之任何事項；且該大會應於遞呈該要求後2個月內舉行。倘於遞呈要求日期後21日內，董事未有正式召開大會，則遞呈要求人士或彼等其中任何人（佔彼等全體之總投票權一半以上者）可自行召開大會，惟就此召開之任何大會於上述日期起計滿3個月後不得舉行。

有關遞呈必須列明會議目的，並須有遞呈要求人士簽署及交回本公司之註冊辦事處，且可包含多份由一名或多名遞呈要求人士簽署之類似文件。

遞呈要求人士因董事未能正式召開大會而產生之任何合理開支，將由本公司償還予遞呈要求人士，而就此償還之任何款項將由本公司於其應付或將應付違規董事之服務袍金或其他薪酬中保留。

During the Year, no special general meeting was convened, and no relevant proposal was received by the Company.

Enquiries to the Board

Enquiries can be put to the Board through the investor relations department of the Company at Unit 03, 6/F., Harbour Centre Tower 2, 8 Hok Cheung Street, Hung Hom, Kowloon, Hong Kong or email to ir@manyue.com.

COMPANY SECRETARY

The Company Secretary is a full time employee of the Company and has day-to-day knowledge of the Group's affairs. The Company Secretary reports to the Chairman and the Managing Director. From time to time, the Company Secretary advises the Board on governance matters and ensures the board procedures, applicable laws, rules and regulations are followed. The Company Secretary has undertaken at least 15 hours of relevant professional training during the Year.

CONSTITUTIONAL DOCUMENTS

During the Year, there was no significant change in the Company's constitutional documents.

ENVIRONMENTAL PROTECTION

The Group is committed to protect the environment. The Group has established an environmental management system that conforms to global standards and was granted with ISO14001 accreditation in 2004. The quality control department monitors product quality and the use of certain chemical substances.

Besides, the implementation of RoHS directives in August 2005 in European Union members' states has impacted the electronic industry. The Group installed new equipment and established a comprehensive set of policies and procedures to ensure that the Group's products are fully compliant with the RoHS requirements for the European Union and any equivalent or relevant requirement for the rest of the world. The Group had also made it mandatory for all vendors and business partners to comply with the RoHS requirements.

於本年度內，本公司並無召開股東特別大會，亦無接獲任何相關提案。

向董事會查詢

任何人士可透過本公司投資者關係部向董事會提出查詢，地址為香港九龍紅磡鶴翔街8號維港中心二期6樓03室，電郵為ir@manyue.com。

公司秘書

公司秘書為本公司之全職僱員，對本集團之日常事務有深入認知。公司秘書向主席及董事總經理匯報。公司秘書不時向董事會提供有關管治事宜之意見，確保遵循董事會程序、適用法律、規則及法規。於本年度內，公司秘書確認已接受至少15小時之相關專業培訓。

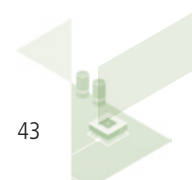
公司章程文件

於本年度內，本公司之公司章程文件並無重大變動。

環境保護

本集團致力保護環境。本集團已制定符合全球標準之環境管理制度，並於2004年獲授ISO14001認證。品質部門監察產品質量及若干化學物質之使用。

此外，於2005年8月在歐盟成員國實施之RoHS指令對電子行業造成影響。本集團已安裝新設備及制定全面之政策及程序，以確保本集團產品完全符合歐盟之RoHS規定及全球各地相同或有關之任何規定。本集團亦強制要求所有供應商及業務夥伴符合RoHS規定。



Directors' Report

董事會報告

The Directors are pleased to present this Directors' Report together with the audited consolidated financial statements of the Company and its subsidiaries for the Year.

PRINCIPAL ACTIVITIES

The principal activity of the Company is investment holding and the activities of its subsidiaries are set out in Note 23 to the consolidated financial statements. There were no significant changes in the nature of the Group's principal activities during the Year.

An analysis of the Group's performance for the Year by operating segment is set out in Note 6 to the consolidated financial statements.

BUSINESS REVIEW

A fair review of the business of the Group as required pursuant to Schedule 5 to the Companies Ordinance (Chapter 622 of the Laws of Hong Kong), together with a description of the principal risks and uncertainties facing the Company, particulars of important events affecting the Group that have occurred since the end of the financial year 2020 as well as indication of likely future development in the business of the Group are set out in the sections "Chairman's Statement" on pages 5 to 6, "Operation Review" on page 9, "Principal Risks and Uncertainties Facing the Company" on pages 39 to 40 of this Annual Report respectively. An analysis using financial key performance indicators, a discussion of the Group's environmental policies and performance, and its compliance with the relevant laws and regulations that have a significant impact on the Group as well as an account of the key relationships with its stakeholders are set out in the sections "Five-Year Financial Summary" on page 217, "Segment Information" on pages 126 to 128, "Environmental, Social and Governance Report" on pages 52 to 57, "Environmental Protection" on page 43 and "Major Customers and Suppliers" of this Directors' Report on page 50 respectively. The above discussions form part of this Directors' Report.

RESULTS AND APPROPRIATIONS

The results of the Group for the Year are set out in the consolidated statement of profit or loss on page 68 of this Annual Report.

DIVIDEND

The Board does not recommend final dividend for the Year (2019: Nil).

董事欣然提呈本公司及其附屬公司於本年度之董事會報告及經審核綜合財務報表。

主要業務

本公司之主要業務為投資控股，而其附屬公司之業務載於綜合財務報表附註23。本年度本集團主要業務之性質並無重大變動。

本集團於本年度按經營分部劃分之業績表現分析載於綜合財務報表附註6。

業務回顧

按公司條例（香港法例第622章）附表5之要求編製之本集團中肯業務回顧，連同本公司所面對主要風險及不明朗因素之描述、自2020年財政年度終結後發生並對本集團有影響之重大事項以及本集團業務日後可能出現之發展，分別載於本年報第5至6頁之「主席報告」、第9頁之「營運回顧」及第39至40頁之「本公司所面對主要風險及不明朗因素」內。使用關鍵財務績效指標作出之分析、本集團環境政策及表現之討論及其遵守對本集團有重大影響之相關法律及法規之情況以及與持份者之重要關係描述，分別載於第217頁之「五年財務概要」、第126至128頁之「分部資料」、第52至57頁之「環境、社會及管治報告」、第43頁之「環境保護」及本董事會報告第50頁之「主要客戶及供應商」內。上述討論為本董事會報告之一部分。

業績及分派

本集團於本年度之業績載於本年報第68頁之綜合損益表內。

股息

董事會不建議派發本年度之末期股息（2019年：無）。

SUMMARY FINANCIAL INFORMATION

A summary of the results, assets and liabilities of the Group for the past five financial years is set out in the section "Five-Year Financial Summary" on page 217 of this Annual Report. This summary does not form part of the consolidated financial statements.

FIXED ASSETS

Details of the movements in the fixed assets of the Group during the Year are set out in Note 18 to the consolidated financial statements.

SHARE CAPITAL AND SHARE OPTIONS

Details of the movements in the Company's share capital and share options during the Year are set out in Notes 34 and 35 to the consolidated financial statements respectively.

PRE-EMPTIVE RIGHTS

There are no provisions for pre-emptive rights under the Bye-laws of the Company or the laws of Bermuda which would oblige the Company to offer new shares on a pro-rata basis to existing shareholders.

RESERVES

Details of the movements in the reserves of the Group and that of the Company during the Year are set out in Notes 40 and 41 to the consolidated financial statements.

DISTRIBUTABLE RESERVES

As at 31 December 2020, the Company's reserves available for distribution, calculated in accordance with the provisions of the Companies Act 1981 of Bermuda (as amended), amounted to HK\$63,768,000 (2019: HK\$67,419,000). In addition, the Company's share premium account, in the amount of HK\$165,458,000 (2019: HK\$165,458,000), may be distributed in the form of fully paid bonus shares.

DIRECTORS

The Board of the Company during the Year and up to the date of this Directors' Report (unless otherwise stated) comprises Ms Kee Chor Lin, Mr Chan Yu Ching, Eugene, Mr Chan Tat Cheong, Alan, Dr Li Sau Hung, Eddy, Mr Lo Kwok Kwei, David and Mr Mar, Selwyn.

財務資料概要

本集團過去五個財政年度之業績、資產及負債概要載於本年報第217頁之「五年財務概要」一節。該概要並非綜合財務報表之一部分。

固定資產

本集團於本年度之固定資產變動詳情載於綜合財務報表附註18內。

股本及購股權

本公司於本年度之股本及購股權變動詳情分別載於綜合財務報表附註34及35內。

優先認股權

本公司之公司細則或百慕達法例並無關於優先認股權致使本公司須向現有股東按持股比例發售新股之條文。

儲備

本集團及本公司於本年度之儲備變動詳情分別載於綜合財務報表附註40及41內。

可供分派儲備

於2020年12月31日，根據百慕達1981年公司法（修訂本）之條文計算，本公司之可供分派儲備為63,768,000港元（2019年：67,419,000港元）。此外，本公司之股份溢價賬為165,458,000港元（2019年：165,458,000港元）可以繳足股款紅股方式分派。

董事

本公司董事會於本年度及直至本董事會報告日期（除非另有說明）包括紀楚蓮女士、陳宇澄先生、陳達昌先生、李秀恒博士、羅國貴先生及馬紹援先生。

Under the existing Bye-laws of the Company, one third of the Directors shall retire from office by rotation provided that every Director shall be subject to retirement at least once every three years and re-election at each annual general meeting. In accordance with Bye-law 87 of the Bye-laws of the Company, Ms Kee Chor Lin and Dr Li Sau Hung, Eddy will retire from office by rotation and, being eligible, offer themselves for re-election at the 2021 annual general meeting of the Company. None of the Directors offering themselves for re-election has a service contract with the Company which is not determinable by the Company within one year without payment of compensation, other than statutory compensation.

The Company received annual confirmation from all Independent Non-executive Directors of their independence pursuant to Rule 3.13 of the Listing Rules and the Company considered all the Independent Non-executive Directors as independent.

The biographical details of Directors are set out in the section "Board of Directors and Senior Management" on pages 13 to 17 of this Annual Report.

MANAGEMENT CONTRACTS

No contracts, other than employment contracts, concerning the management and administration of the whole of any substantial part of the Company's businesses were entered into or existed during the Year.

DIRECTORS' INTERESTS IN CONTRACTS

No contracts of significance in relation to the Group's business to which the Company or any of its subsidiaries was a party and in which a director of the Company had material interests, whether directly or indirectly, subsisted during or at the end of the Year.

DIRECTORS' INTERESTS IN COMPETING BUSINESS

None of the Directors is or was interested in any business apart from the Group's business, that competes or competed or is or was likely to compete, either directly or indirectly, with the Group's business at any time during the Year and up to the date of this Directors' Report.

在本公司現行之公司細則下，三分之一董事須輪值退任，惟各董事須至少每三年輪值退任一次並在股東週年大會上膺選連任。根據本公司之公司細則第87條，紀楚蓮女士及李秀恒博士將輪值退任，並合資格於本公司2021年股東週年大會上膺選連任。擬膺選連任之董事概無與本公司訂立任何不可於一年內由本公司終止而毋須作出賠償（除法定賠償外）之服務合約。

本公司已收到所有獨立非執行董事根據上市規則第3.13條就其獨立性發出之年度確認書，且本公司認為所有獨立非執行董事均屬獨立。

董事之履歷詳情載於本年報第13至17頁「董事會及高級管理人員」一節。

管理合約

除僱傭合約外，本年度內並無就本公司全部或任何重大部分之業務管理及行政訂立或存在任何合約。

董事在合約中之權益

於本年度或年末，本公司或其任何附屬公司概無簽訂本公司董事直接或間接擁有重大權益且與本集團業務有關之重要合約。

董事於競爭業務之權益

於本年度及直至本董事會報告日期止期間內任何時間，概無董事於本集團業務以外與本集團業務構成或曾構成競爭，或可能或曾可能構成競爭之任何業務中直接或間接擁有權益。

PERMITTED INDEMNITY PROVISIONS

The Directors and other officers of the Company shall be indemnified and secured harmless out of the assets and profits of the Company from and against all losses or liabilities which may sustain or incur in or about the execution of the duties of office or otherwise in relation thereto pursuant to the Bye-laws of the Company. The Group has arranged appropriate directors' and officers' liability insurance coverage for the Directors and officers throughout the Year.

DIRECTORS' AND CHIEF EXECUTIVE'S INTERESTS AND SHORT POSITIONS IN SHARES, UNDERLYING SHARES AND DEBENTURES

As at 31 December 2020, the interests and short positions of the Directors or chief executive in the shares, underlying shares and debentures of the Company or any of its associated corporations (within the meaning of Part XV of the SFO), as recorded in the register required to be kept by the Company pursuant to Section 352 of the SFO, or as otherwise notified to the Company and the Stock Exchange pursuant to the Model Code, were as follows:

Long positions in ordinary shares and underlying shares of the Company:

獲准彌償條文

根據本公司之公司細則，本公司各董事及其他行政人員就其執行職務或與此相關之事宜蒙受或招致之一切損失或責任，均可從本公司資產及溢利中獲得彌償及保障。本公司於整個年度均有為董事及行政人員安排適當之董事及行政人員責任保險。

董事及最高行政人員於股份、相關股份及債券之權益及淡倉

於2020年12月31日，董事或最高行政人員於本公司或其任何相關法團（定義見證券及期貨條例第XV部）之股份、相關股份及債券中擁有記入於本公司根據證券及期貨條例第352條須存置之登記冊內或根據標準守則而須另行知會本公司及聯交所之權益及淡倉如下：

於本公司普通股及相關股份之好倉：

Capacity, nature of interest and number of shares and underlying shares held 身份、權益性質以及所持股份及相關股份數目				
Directors 董事	Capacity 身份	Nature of interest 權益性質	Interest in shares 股份權益	Approximate percentage of the Company's issued share capital 佔本公司已發行 股本之概約百分比
Kee Chor Lin ¹ 紀楚蓮 ¹	Interest of controlled corporation 受控制公司權益	Corporate 公司	209,689,667	44.09%
Kee Chor Lin 紀楚蓮	Beneficial owner 實益擁有人	Personal 個人	51,302,334	10.79%
			260,992,001	54.88%
Chan Yu Ching, Eugene 陳宇澄	Beneficial owner 實益擁有人	Personal 個人	4,716,666	0.99%

Note:

- These shares are held by Man Yue Holdings Inc., a company wholly and beneficially owned by Ms Kee Chor Lin, the Chairman of the Company.

附註：

- 該等股份由Man Yue Holdings Inc.持有，而該公司由本公司主席紀楚蓮女士全資實益擁有。

Save as disclosed above and as disclosed under the section "Directors' Rights to Acquire Shares or Debentures", as at 31 December 2020, none of the Directors or chief executive had registered an interest or short position in the shares, underlying shares or debentures of the Company or any of its associated corporations that was required to be recorded pursuant to Section 352 of the SFO, or as otherwise notified to the Company and the Stock Exchange pursuant to the Model Code.

SUBSTANTIAL SHAREHOLDERS' AND OTHER PERSONS' INTERESTS AND SHORT POSITIONS IN SHARES AND UNDERLYING SHARES

As at 31 December 2020, the interests and short positions of persons, other than Directors or chief executive of the Company, being 5% or more in the interest in the issued share capital of the Company as recorded in the register of interests required to be kept under Section 336 of Part XV of the SFO, are set out as below:

Long positions:

Name 名稱	Capacity and nature of interest 身份及權益性質	Number of ordinary shares held 所持普通股數目	Approximate percentage of the Company's issued share capital 佔本公司已發行股本 之概約百分比
Man Yue Holdings Inc.	Personal/Beneficial owner 個人／實益擁有人	209,689,667	44.09%

Save as disclosed above, as at 31 December 2020, no person, other than the Directors or chief executive of the Company, whose interests are set out in the section "Directors' and Chief Executive's Interests and Short Positions in Shares, Underlying Shares and Debentures" above, had registered an interest or short position in the shares or underlying shares of the Company that was required to be recorded pursuant to Section 336 of the SFO.

除上文所披露者及除「董事購買股份或債券之權利」一節所披露者外，於2020年12月31日，概無董事或最高行政人員於本公司或其任何相聯法團之股份、相關股份或債券中擁有須根據證券及期貨條例第352條登記或根據標準守則已另行知會本公司及聯交所之權益或淡倉。

主要股東及其他人士於股份及相關股份之權益及淡倉

於2020年12月31日，除本公司董事或最高行政人員外，須根據證券及期貨條例第XV部第336條規定存置之權益登記冊記錄，擁有本公司已發行股本5%或以上權益及淡倉之人士如下：

好倉：

除上文所披露者及於上文「董事及最高行政人員於股份、相關股份及債券之權益及淡倉」一節所載本公司董事或最高行政人員之權益外，於2020年12月31日，並無任何人士持有須根據證券及期貨條例第336條登記之本公司股份或相關股份之權益或淡倉。

SHARE OPTION SCHEME

The Company adopted a share option scheme ("Share Option Scheme") on 26 May 2006 for the purpose of providing incentives and rewards to eligible participants who contribute to the success of the Group's operations and the same was revised on 27 May 2010. The Share Option Scheme expired on 25 May 2016. Subject to the exercise period, all the options (to the extent not already exercised) granted prior to the expiry of the Share Option Scheme were lapsed on 15 September 2020 in accordance with the terms of the Share Option Scheme. Further details of the Share Option Scheme before expiry are disclosed in Note 35 to the consolidated financial statements.

As at 31 December 2020, there was no share options (2019: 1,710,000) due to the expiry of the terms of the Share Option Scheme. The details of the movements of the share options before the expiry of the Share Option Scheme were as follows:

Name and category of participants 參與者姓名及類別	As at 14 September	Lapsed before	As at	As at	As at	Date of grant of share options 授出購股權日期	Exercise period of share options ¹ 購股權行使期 ¹	Exercise price of share options ² 購股權行使價 ² HK\$ per share 每股港元
	1 January 2020 於2020年1月1日	2020 於2020年9月14日前 失效	14 September 2020 於2020年9月14日	15 September 2020 於2020年9月15日	31 December 2020 於2020年12月31日			
Other employees 其他僱員								
In aggregate 合共	860,000	(126,000)	734,000	N/A 不適用	N/A 不適用	15.9.2010	15.9.2011 to 14.9.2020 自2011年9月15日至2020年9月14日	2.262
In aggregate 合共	850,000	(124,000)	726,000	N/A 不適用	N/A 不適用	15.9.2010	15.9.2012 to 14.9.2020 自2012年9月15日至2020年9月14日	2.262
	1,710,000	(250,000)	1,460,000	N/A 不適用	N/A 不適用			

Notes:

- The vesting period of the share options is from the date of grant until the commencement of the exercise period.
- The exercise price of the share options is subject to adjustment in the case of rights or bonus issues, or other similar changes in the Company's share capital.

購股權計劃

本公司於2006年5月26日採納一項購股權計劃（「購股權計劃」），旨在向對本集團成功經營作出貢獻之合資格參與者提供獎勵和回報，該計劃於2010年5月27日經修訂。此購股權計劃已於2016年5月25日屆滿。但根據行使期，於購股權計劃屆滿前已授出之全部購股權已根據購股權計劃之條款於2020年9月15日失效。有關購股權計劃的進一步詳情於綜合財務報表附註35披露。

於2020年12月31日，由於購股權計劃條款已屆滿，故並無購股權（2019年：1,710,000份）。於購股權計劃屆滿前之購股權變動詳情如下：

附註：

- 購股權之歸屬期乃自授出日期起直至行使期間開始止。
- 購股權之行使價或會因供股或紅股發行，或本公司股本之其他類似變動而作出調整。

DIRECTORS' RIGHTS TO ACQUIRE SHARES OR DEBENTURES

Save as disclosed under the sections "Directors' and Chief Executive's Interests and Short Positions in Shares, Underlying Shares and Debentures" and "Share Option Scheme" above, at no time during the Year were rights to acquire benefits by means of the acquisition of shares in or debentures of the Company granted to any Directors or their respective spouses or minor children, or were any such rights exercised by them; or was the Company or any of its subsidiaries a party to any arrangement to enable the Directors to acquire such rights in any other body corporate.

PURCHASE, SALE OR REDEMPTION OF SHARES OF THE COMPANY

During the Year and up to the date of this Directors' Report, neither the Company nor any of its subsidiaries has purchased, sold or redeemed any of the Company's shares.

MAJOR CUSTOMERS AND SUPPLIERS

Sales to the Group's five largest customers accounted for approximately 30.4% (2019: less than 30.0%) of the total sales during the Year and sales to the largest customers included therein amounted to approximately 9.1% (2019: 8.3%).

Purchases from the Group's five largest suppliers accounted for approximately 33.4% (2019: 33.3%) of the total purchases during the Year and purchases from the largest supplier included therein amounted to approximately 11.6% (2019: 9.7%).

None of the Directors or any of their associates or any shareholders (which, to the best knowledge of the Directors, own more than 5% of the Company's issued share capital) had any beneficial interest in the share capital of any of the first five largest customers and suppliers of the Group.

SUFFICIENCY OF PUBLIC FLOAT

Based on the information publicly available to the Company and within the knowledge of the Directors as at the date of this Directors' Report, the Company has maintained the prescribed public float under the Listing Rules.

董事購買股份或債券之權利

除上文「董事及最高行政人員於股份、相關股份及債券之權益及淡倉」及「購股權計劃」兩節所披露者外，於本年度內任何時間，概無任何董事或彼等各自之配偶或未成年子女獲授可藉購入本公司股份或債券而獲益之權利；彼等亦無行使任何該等權利；本公司或其任何附屬公司概無參與任何安排，致使董事可獲得任何其他法人團體之有關權利。

購買、出售或贖回本公司股份

於本年度及直至本董事會報告日期，本公司或其任何附屬公司概無購買、出售或贖回本公司任何股份。

主要客戶及供應商

本集團首五大客戶之銷售額佔本年度總銷售額約30.4%（2019年：少於30.0%），而其中最大客戶之銷售額則約達9.1%（2019年：8.3%）。

本集團首五大供應商之採購額佔本年度總採購額約33.4%（2019年：33.3%），而其中最大供應商之採購額則約達11.6%（2019年：9.7%）。

董事或其任何聯繫人或就各董事所深知擁有本公司5%以上已發行股本之任何股東並無在本集團首五大客戶及供應商之股本中擁有任何實益權益。

足夠公眾持股量

根據本公司可取得之公開參考資料及就董事所悉，截至本董事會報告日期，本公司已維持上市規則項下規定之公眾持股量。

AUDITOR

The consolidated financial statements for the year ended 31 December 2020 have been audited by KPMG who will retire and, being eligible, offer itself for re-appointment at the 2021 annual general meeting. A resolution to re-appoint KPMG as auditor of the Company will be proposed at that meeting.

On behalf of the Board

Kee Chor Lin
Chairman

Hong Kong, 22 March 2021

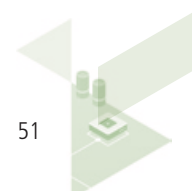
核數師

截至2020年12月31日止年度之綜合財務報表由畢馬威會計師事務所審核，其將於2021年股東週年大會上退任，且合資格並願意膺選連任。有關續聘畢馬威會計師事務所為本公司核數師之決議案將於該大會上提呈。

代表董事會

主席
紀楚蓮

香港，2021年3月22日



Environmental, Social and Governance Report

環境、社會及管治報告

The Board of Directors is pleased to present this Environmental, Social and Governance Report for the Year. Unless otherwise specified, the environmental data covers the Group's production facilities in Dongguan only, excluding its offices or production facilities in other locations due to their relatively small environmental footprint.

CORPORATE VISIONS ON ESG

The Group has obtained both the ISO14001, an environmental management system, and ISO9001, a quality management system, certifications. It also implements the RBA Code of Conduct (formerly known as "EICC Code of Conduct") which focuses on the management system related to labour, ethics, health and safety and the environment. Products of the Group comply with RoHS requirements. On the other hand, the Group is not only committed to satisfying RoHS requirements for the European Union and equivalent requirements worldwide, compliance with RoHS requirements is also a requirement for all business partners which work with the Group.

Development on using new energy as well as energy saving continues to be an important agenda and concerns for the international climate summits as well as the Central People's Government. The Group will continue to provide a complete solution for energy saving and storage application.

ENGAGEMENT WITH STAKEHOLDERS

The Group values its relationships with its stakeholders. Shareholders, customers, suppliers, regulators and employers are its main stakeholders. The Group has on-going dialogues with shareholders, analysts and investors. Annual general meeting is held every year and the Group encourages shareholders to attend shareholders' meetings and vote at the meetings. Product brochures are prepared to introduce new products to customers. Business visits and supplier evaluation are conducted to ensure suppliers comply with all applicable laws and regulations. The Group collects employees' opinion regularly and it is committed to ensure compliance with all applicable laws, rules and regulations of Hong Kong and the jurisdictions where the Group conducts business in.

FIGHT AGAINST COVID-19

The outbreak of COVID-19 in the early 2020 changed the world. The Group reacted promptly and procured protective equipment through different procurement channels worldwide. Apart from allotting surgical masks to each of our staff, the Group shared its resources with its stakeholders to fight against the virus. The Group donated over 100,000 surgical masks, 600 N95 respirators and 200 isolation gowns to government authorities in Dongguan, Wuxi, Qingyuan, Yaan, Jiangxi and Baotou and its clients. The Group undertakes its corporate responsibility and will continue to contribute to the community.

董事會欣然提呈本年度環境、社會及管治報告。除另有說明外，環境數據僅涵蓋本集團位於東莞之生產設施，其他地區之辦事處或生產設施因其對環境影響相對較小而不包括在內。

環境、社會及管治之企業願景

本集團已獲得ISO14001環境管理體系認證及ISO9001品質管理系統認證，亦執行「RBA行為準則」（前稱「EICC行為準則」），重視有關勞工、道德、健康與安全以及環境之管理體系。本集團產品均符合RoHS規定。另一方面，本集團不僅致力於符合歐盟之RoHS規定及全球各地之相等規定，亦要求與本集團合作之所有業務夥伴符合RoHS規定。

就國際氣候峰會以及中央人民政府而言，新能源發展及節能仍為至關重要之一章。本集團會繼續為節能及儲存應用提供完整之解決方案。

與持份者接觸

本集團重視其與其持份者之間的關係。股東、客戶、供應商、監管機構及僱員均屬主要持份者。本集團經常與股東、分析師及投資者進行會談。每年均舉行股東週年大會，且本集團鼓勵股東出席股東大會並於會上投票。本集團編製產品宣傳冊向客戶介紹新產品。進行商務拜訪及供應商評估，以確保供應商遵守所有適用法律及法規。本集團定期收集員工意見及致力確保遵守所有香港及與本集團有業務往來之司法權區適用法律、規例及法規。

對抗2019冠狀病毒病

2019冠狀病毒病於2020年初爆發，改變全球。本集團迅速應對，在環球不同採購渠道採購保護裝備。除向每名員工分派外科口罩外，本集團亦與其持份者分享資源，共同抗疫。本集團向東莞、無錫、清遠、雅安、江西及包頭的政府部門以及其客戶捐贈超過100,000個外科口罩、600個N95呼吸器及200件保護衣。本集團肩負企業責任，並會一直貢獻社區。

ENVIRONMENTAL PROTECTION

Protecting the environment and conserving the resources are important responsibilities for large-scale companies. The Group strives to achieve environmental sustainability in every production step. The Group aims to not only comply with environmental laws and regulations but endeavours to prevent pollution, save resources and reduce waste, as well as to enhance environmental awareness.

The following table presents the ESG performance summary of the Group in 2020:

環境保護

保護環境和節約資源乃大型企業之重要職責。本集團於每個生產工序均力求使環境可持續發展。本集團之宗旨不僅只是遵守環境法例與法規，亦盡力防止污染、節約資源、減少浪費，以及加強環保意識。

下表載列2020年本集團環境、社會及管治表現概要：

Indicators (unit)	指標 (單位)	2020 2020年
Emissions	排放物	
Nitrogen oxides (kilograms)	氮氧化物 (公斤)	591
Sulphur oxides (kilograms)	硫氧化物 (公斤)	162
Particulates (kilograms)	懸浮粒子 (公斤)	57
GHG emissions	溫室氣體排放	
Total GHG emissions (Scope 1) (tCO ₂ e)	溫室氣體總排放量 (範圍1) (噸二氧化碳當量)	1,005
Total GHG emissions (Scope 2) (tCO ₂ e)	溫室氣體總排放量 (範圍2) (噸二氧化碳當量)	39,459
Total GHG emissions (Scope 3) (tCO ₂ e)	溫室氣體總排放量 (範圍3) (噸二氧化碳當量)	25
Total GHG emissions (tCO ₂ e)	溫室氣體總排放量 (噸二氧化碳當量)	40,489
Waste	棄置廢物	
Hazardous waste (tonnes)	危險廢棄物 (噸)	18
Non-hazardous waste (tonnes)	無害廢棄物 (噸)	329
Energy consumption	能源消耗	
Energy consumption (kilo-Watt-hour)	能源消耗 (千瓦時)	47,160,338
Energy consumption intensity per floor area (kilo-Watt-hour/m ²)	每平方米樓面面積能源消耗總量 (千瓦時/平方米)	472
Diesel consumption (litres)	柴油消耗量 (公升)	15,000
LPG consumption (kilograms)	液化石油氣消耗量 (公斤)	1,120
Water consumption	水用量	
Water consumption (tonnes)	水用量 (噸)	383,135
Water consumption intensity per floor area (tonnes/m ²)	每平方米樓面面積用水總量 (噸/平方米)	3.8
Packing material consumption	包裝材料用量	
Paper (tonnes)	紙類 (噸)	807
Plastic (tonnes)	塑膠 (噸)	19
Wood (tonnes)	木材 (噸)	75

CONTROL OF HAZARDOUS SUBSTANCES IN PRODUCTS

Manufacturing of high technology electronic components is one of the Group's key businesses, the use of heavy metals or chemical substances is unavoidable. Hence, control of hazardous substances in products is a major concern of the Group. RoHS compliance is a requirement for all suppliers and business partners of the Group. Suppliers must submit national or internationally recognised testing reports and materials safety data sheet to the Group for review or verification to ensure that the materials they supplied comply with the relevant environmental rules or regulations which are free from prohibited substances or the use of chemical substances at a safety level. All hazardous and non-hazardous waste produced during production process is handled by government-recognised companies.

ENERGY SAVING

Maximisation of energy efficiency is one of the ways to protect our planet. The Group has adopted green office practices to reduce natural resource consumption and the impact on the environment. Teleconference and video conference are widely used to avoid unnecessary travel and hence reduce carbon footprints, whilst maintaining the benefits of "face-to-face" meetings. Rectoverso printing is encouraged with an aim to attain a paperless office. In addition, the Group reviews eco-friendly measures to enhance operational efficiency regularly.

ENERGY RECYCLING

Water is essential in daily operations. Throughout the production process, the Group minimises water usage and arranges for a qualified company to recycle effluent. Besides, the Group has installed two water circulating vacuum pumps to recycle effluent in the production plant. The water circulating vacuum pumps operate 24 hours a day to continuously recycle effluent. The Group has no issue in sourcing water that is fit for purpose.

STRENGTHENING ENVIRONMENTAL AWARENESS

The Group has been certified with ISO14001, the Environmental Management System. The management system encourages the Group to continually improve environmental performance, identifies the significant environmental aspects in the operations and establishes relevant measurements to eliminate or reduce it. The Group has invested lots of resources to implement the management system. Training programmes are conducted regularly for the departmental representatives to ensure effective running of the management system in the Group and therefore enhance the environmental awareness of the employees.

產品中有害物質之控制

製造高科技電子元件是本集團主要業務之一，無可避免地會使用重金屬或化學物質，故控制產品中有害物質乃本集團之關注重點之一。本集團所有供應商及業務夥伴均必須遵守RoHS規定。供應商必須提交國家或國際認可測試報告及材料安全數據表，以確保彼等所提供之材料均符合相關環境規例或法規，不含禁用物質或在安全水平下使用化學物質。於生產過程中所產生的危險及無害廢棄物皆由政府認可之公司處理。

節約能源

提高能源效益是保護地球之眾多方法之一。本集團已推行綠色辦公室措施，以減少消耗天然資源及對環境之影響。廣泛使用電話會議及視像會議以避免不必要之出差，從而減少碳排放，同時保留「面談」會議之好處。鼓勵雙面列印，以實現無紙辦公室。此外，本集團定期檢討環保措施以提升營運效率。

回收能源

水在日常營運中不可缺少。本集團於整個生產過程中盡量減少用水，並安排合資格公司回收廢水。此外，本集團已在生產廠房安裝兩個循環水真空泵以回收廢水。循環水真空泵每日24小時運行以持續循環利用廢水。本集團在求取適用水源上無任何問題。

加強環保意識

本集團已通過ISO14001環境管理體系認證。此管理體系鼓勵本集團不斷提高環境績效，在營運中識別重要環境問題以及建立相關測量方法以消除或減少該等環境問題。本集團已投入大量資源實施此管理體系，定期為部門代表提供培訓課程，確保管理體系於本集團內有效地運作，從而提高僱員之環保意識。

EMPLOYMENT AND LABOUR STANDARDS

Retention of employees is crucial for operating a prosperous entity. The Group has established a “RBA human resources procedure” (formerly known as “EICC human resources procedure”). The Group has stringent and transparent procedures for recruiting talents and has developed competitive remuneration packages. The remuneration policy is based on the principles of equitability and fairness. Remuneration packages are reviewed on a regular basis by the Group. And the Group also provides provident fund contribution and medical insurance coverage to the employees.

Child labour and forced labour are two of the main labour issues in the world. They are closely linked together. The Group has established the “RBA forced labour management procedure” (formerly known as “EICC forced labour management procedure”). The Group does not employ child or forced labour and ensures all applicants for employment are over the age for completing compulsory education or the minimum age for employment and complies with the requirements of any applicable local laws. Enslavement and labour trafficking are also prohibited. Employees’ identity or immigration documents are not held by the Company unless it is required by law. The Group has established a channel for employees to report any suspected cases by putting a message in the Employees’ suggestion box and General Manager’s mail box.

In addition to child labour and forced labour, the Group is committed to providing a workplace free from harassment and unlawful discrimination. The Company has established the “RBA anti-discrimination procedure” (formerly known as “EICC anti-discrimination procedure”) and employs talents regardless of color, age, gender, sexual orientation, gender identity and expression, race, pregnancy, political affiliation and religion. The Group believes that everyone is unique and has his or her own strength in different aspects and the Group endeavours to promote the awareness of anti-discrimination at the workplace. Investigation will be conducted and led by senior management of the Group if suspected case is reported.

就業及勞工標準

挽留人才是實體經營繁榮昌盛之重要因素。本集團已設立「RBA人力資源流程」（前稱「EICC人力資源流程」）。本集團秉承嚴格而透明之人才招聘流程，制定具競爭力之薪酬待遇。薪酬政策以公平、公正原則為基準。本集團定期檢討薪酬待遇，並提供公積金供款及醫療保險予員員。

童工及強制勞工是全球勞工標準之主要考慮因素之一。兩者緊密相聯。本集團已建立了「RBA強制勞工管理流程」（前稱「EICC強制勞工管理流程」）。本集團絕不聘用童工或強制勞工及保證所有應聘者均年滿完成接受強制教育或最低就業年齡，且符合當地法律之要求。本集團亦禁止奴役及販賣勞工。除非法律要求，否則本公司不會保管僱員之身份或入境文件。本集團已設立渠道供僱員將相關信息放入僱員意見箱及總經理信箱以舉報任何涉嫌個案。

除童工及強制勞工外，本集團承諾提供免受騷擾及非法歧視之工作場所。本公司已設立「RBA反歧視訴訟流程」（前稱「EICC反歧視訴訟流程」），招聘人才時不分膚色、年齡、性別、性取向、性別認同及表達、種族、懷孕、政治立場以及宗教。本集團認為每個人均獨一無二，於不同領域具備自身優勢，本集團亦同時提高工作場所之反歧視意識。本集團高級管理人員在接獲舉報時進行及領導調查懷疑個案。

DEVELOPMENT AND TRAINING

The Group fully understands that career development for employees is one of the critical elements for maintaining long-term relationship between the employees and the Group.

The Group organises training for employees every year. Training courses on topics including but not limited to management systems such as ISO9001, ISO4001 and ISO/TS16949, job requirements, customer requirements, product safety and statistical process control are organised to enhance the knowledge and skills of employees to meet the challenges in the workplace. The Group also provides trainings for its directors and senior management to develop and refresh their knowledge and skills in order to discharge their duties more efficiently.

OCCUPATIONAL HEALTH AND SAFETY

The Group pays attention to occupational health and safety. Safety in the workplace and supply of protective equipment are the key issues. Compliance with the relevant local laws is the first step for the Group. Protective equipment such as masks and goggles are provided to employees who have physical contact with chemical substances to protect themselves. The Group offers physical examination to employees in three phases including pre-employment, during employment period and also after resignation in order to protect employees' health.

Enhancing safety awareness of employees is also important. The Group conducts health and safety trainings to new employees based on their job duties. In addition, the Group provides ongoing safety trainings which cover topics including but not limited to job hazard, protective measures, job safety agenda, correct usage of personal protective equipment and relevant health and safety laws.

Apart from the workplace, the Group also cares about sanitation, food and housing of employees. The Group provides clear and safe dormitories to employees with adequate living area to enjoy their own privacy. The Group provides square meals of nutritional quality. All food is procured through a series of stringent procedure to minimise the chance of food poisoning.

發展與培訓

本集團充分了解僱員之職業發展是僱員與本集團維持長期關係之關鍵因素之一。

本集團每年為僱員舉辦培訓。舉辦有關管理體系如 ISO9001、ISO4001及ISO/TS16949、工作要求、客戶需求、產品安全以及統計流程控制等培訓課程，提升員工知識及技能，以應對工作上之挑戰。本集團亦為其董事及高級管理人員提供培訓，拓展及更新其知識及技能，以更有效地履行職責。

職業健康與安全

本集團重視職業健康與安全。工作場所之安全及防護設備之供應乃關鍵事宜。遵守當地相關法律，乃本集團邁出之第一步。本集團亦從源頭控制健康及安全風險。保護工具如面罩及眼罩會提供予與化學物質有接觸之員工以保護自己。本集團亦安排僱員入職前、任職期間及離職後三個階段之體檢，以保護僱員之健康。

提高僱員之安全意識亦同樣重要。本集團根據新僱員之工作職責對其進行健康及安全培訓。此外，本集團亦提供持續之安全培訓，包括工作危害、保護措施、工作安全議程、個人防護設備之正確用途以及相關之健康與安全法律。

除工作場所外，本集團亦關心僱員衛生、食物及住宿。本集團提供乾淨及安全宿舍予員工，並有足夠寬敞之生活區域享受自身之私隱。本集團提供營養豐富的充足膳食。所有食品均通過一系統的嚴格採購程序，以降低食物中毒之機會。

PRODUCT RESPONSIBILITY AND SUPPLY CHAIN MANAGEMENT

Product quality is a critical factor for the Group to staying competitive in the market. The Group strives to provide satisfactory products and services to customers and zero defect is our long term goal. The Group values our customers. A product briefing regarding product details, usage of products and relevant safety issues will be given by technical professionals to new customers. Moreover, the Group's customer service team is fully responsible for taking care of the customers including technical support, complaints or any comments concerning the services and products of the Company. To fully understand customers' needs, customer satisfaction survey will be conducted regularly. For the non-conformed products, the Group has established a "Product return procedure" to identify the cause of failure in order to improve and meet customers' standard and a specific timeframe for response to questions and/or complaints was set to respond to the customer.

With the aim of reducing greenhouse gas emissions, local suppliers are given purchasing priority if they fulfil the Company's requirements.

ZERO TOLERANCE POLICY ON CORRUPTION

Raw material is one of the important elements that affects product quality. All business dealings between the Group and suppliers are transparently performed to uphold business integrity and honesty. The Group has a zero tolerance policy to prohibit any and all forms of bribery, corruption, extortion and embezzlement. Furthermore, the Company conducts supplier evaluations regularly in three main areas: quality, environment and production process to ensure the supplier's performance is satisfactory.

Integrity and honesty of employees is important to the Group. The Group has adopted the whistle-blowing policy in 2010 and has established a communication process for employees to report any suspected non-compliance cases in confidence without fear of retaliation. The Board also reviews the effectiveness of such reporting system regularly.

COMMUNITY ENGAGEMENT

The Group is committed to serving the community and recognises that positive contribution to the community is the responsibility of a good corporate citizen. The Group contributes a funding to local tax authority every year in Dongguan to support career opportunities of disabled people. The Group will continue to contribute to the community in the future.

產品責任及供應鏈管理

產品品質是本集團保持市場競爭力之關鍵因素。本集團致力於為客戶提供滿意之產品及服務，而零缺陷則是我們之長期目標。本集團十分重視客戶。技術人員會為新客戶舉辦有關產品詳情、產品用途及相關安全問題等產品簡介會。此外，本集團之客戶服務團隊全權負責跟蹤客戶需求，包括技術支援、投訴或有關本公司服務及產品之任何意見。為充分瞭解客戶需求，定期開展客戶滿意度調查。本集團已就不符合標準之產品建立「退貨流程」，以確定問題產品之原因，從而改善及達致客戶標準，且規定須在特定時間內回覆客戶。

為減少溫室氣體排放，倘當地供應商滿足本公司之要求，則其將獲得優先選購權。

貪污零容忍政策

原材料是影響產品品質之重要因素之一。本集團與所有供應商之間之生意往來必須透明進行以秉承商業誠信與誠實無欺。本集團制定貪污零容忍政策，禁止任何形式之賄賂、貪污、敲詐及挪用公款。此外，本公司定期對供應商在三個主要範疇：品質、環境及生產過程進行評估，以確保供應商之表現令人滿意。

本集團十分重視僱員正直與誠實之品格。本集團已於2010年採取舉報政策，並建立一套溝通流程，以便僱員在毋須害怕報復之情況下舉報任何涉嫌不合規個案。董事會亦會定期檢討此舉報系統之有效性。

社區參與

本集團致力服務社區，且明瞭良好之企業公民有責任為社區作出積極貢獻。本集團每年向東莞當地稅務局撥資，以支持殘疾人士之就業發展機會。本集團未來將繼續為社區作出貢獻。

Independent Auditor's Report

獨立核數師報告



TO THE MEMBERS OF MAN YUE TECHNOLOGY HOLDINGS LIMITED

(Incorporated in Bermuda with limited liability)

OPINION

We have audited the consolidated financial statements of Man Yue Technology Holdings Limited ("the Company") and its subsidiaries ("the Group") set out on pages 68 to 216, which comprise the consolidated statement of financial position as at 31 December 2020, the consolidated statement of profit or loss, the consolidated statement of profit or loss and other comprehensive income, the consolidated statement of changes in equity and the consolidated cash flow statement for the year then ended and notes to the consolidated financial statements, including a summary of significant accounting policies.

In our opinion, the consolidated financial statements give a true and fair view of the consolidated financial position of the Group as at 31 December 2020 and of its consolidated financial performance and its consolidated cash flows for the year then ended in accordance with Hong Kong Financial Reporting Standards ("HKFRSs") issued by the Hong Kong Institute of Certified Public Accountants ("HKICPA") and have been properly prepared in compliance with the disclosure requirements of the Hong Kong Companies Ordinance.

BASIS FOR OPINION

We conducted our audit in accordance with Hong Kong Standards on Auditing ("HKASs") issued by the HKICPA. Our responsibilities under those standards are further described in the *Auditor's responsibilities for the audit of the consolidated financial statements* section of our report. We are independent of the Group in accordance with the HKICPA's *Code of Ethics for Professional Accountants* ("the Code") together with any ethical requirements that are relevant to our audit of the consolidated financial statements in Bermuda, and we have fulfilled our other ethical responsibilities in accordance with these requirements and the Code. We believe that the audit evidence we have obtained is sufficient and appropriate to provide a basis for our opinion.

致萬裕科技集團有限公司股東

(於百慕達註冊成立之有限公司)

意見

本核數師(以下簡稱「我們」)已審計列載於第68至216頁萬裕科技集團有限公司(以下簡稱「貴公司」)及其附屬公司(以下簡稱「貴集團」)之綜合財務報表,此綜合財務報表包括於2020年12月31日之綜合財務狀況表與截至該日止年度之綜合損益表、綜合損益及全面收入表、綜合權益變動表及綜合現金流量表,以及綜合財務報表附註,包括主要會計政策概要。

我們認為,該等綜合財務報表已根據香港會計師公會頒佈之《香港財務報告準則》真實而公平地反映貴集團於2020年12月31日之綜合財務狀況及其截至該日止年度之綜合財務表現及綜合現金流量,並已按照香港《公司條例》之披露規定妥為編製。

意見基礎

我們已根據香港會計師公會頒佈之《香港審計準則》進行審計。根據該等準則,我們之責任於本報告「核數師就審計綜合財務報表承擔之責任」一節中進一步詳述。根據香港會計師公會頒佈之《職業會計師道德守則》(以下簡稱「守則」)連同與我們對百慕達綜合財務報表的審計相關之任何道德規定,我們獨立於貴集團,且我們已根據該等規定及守則履行其他道德責任。我們相信,我們所獲得之審計憑證能充足和適當地為我們之審計意見提供基礎。

KEY AUDIT MATTERS

Key audit matters are those matters that, in our professional judgement, were of most significance in our audit of the consolidated financial statements of the current period. These matters were addressed in the context of our audit of the consolidated financial statements as a whole, and in forming our opinion thereon, and we do not provide a separate opinion on these matters.

關鍵審計事項

關鍵審計事項是根據我們的專業判斷，認為對我們審計本期綜合財務報表最為重要之事項。該等事項是在我們審計整體綜合財務報表及出具意見時進行處理，而我們不會對這些事項提供單獨之意見。

Valuation of inventories

存貨估值

Refer to Note 25 to the consolidated financial statements and the accounting policies in Note 4(m) on pages 105 and 106. 請參閱綜合財務報表附註25及第105及106頁之會計政策附註4(m)。

The key audit matter

關鍵審計事項

At the reporting date the Group held significant quantities of inventories, which principally comprised electronic capacitors, with different products in different phases of their manufacturing life cycles. The ability of the Group to sell these inventories in the future may be adversely affected by changes in competitors' pricing strategies and the introduction of new products and technology.

於報告日期，貴集團持有大量存貨，主要為電容器，生產週期階段不同，產品亦不同。貴集團未來出售該等存貨的能力或會因競爭者定價策略及新產品與技術問世而受到不利影響。

Management performs regular reviews of the carrying amounts of inventories with reference to the inventory ageing report, projections of expected future sales and utilisation of goods and management's experience and judgement. Based on this review, a write-down of inventories will be made when the estimated net realisable value of an item of inventory falls below its carrying amount.

管理層基於存貨賬齡報告、預期未來銷售量之預測、貨品用途以及管理層之經驗及判斷定期審核存貨之賬面值。根據該審核，存貨將於其估計可變現值低於賬面值時作出撇銷。

How the matter was addressed in our audit

我們的審計如何處理該事項

Our audit procedures to assess the valuation of inventories included the following:

我們評估存貨估值之審計程序包括以下各項：

- assessing, on a sample basis, whether items in the inventory ageing report were classified within the appropriate ageing bracket by comparing individual items in the report with underlying documentation, including goods received notes and stock-in reports;
- 按樣本基準透過比較存貨賬齡報告中不同項目與相關文件（包括已收貨物票據及存貨報告），評估報告中的項目是否歸入適當的賬齡級別；
- assessing whether the inventory write-downs at the reporting date were calculated on a basis consistent with the Group's inventory write-down policy by recalculating the inventory write-downs based on the percentages and other parameters in the Group's inventory provision policy;
- 透過按貴集團存貨撥備政策的百分比及其他參數重新計算存貨撇銷，評估於報告日期之存貨撇銷是否按與貴集團存貨撇銷；
- comparing, on a sample basis, the carrying value of inventories with sales prices subsequent to the end of the reporting period;
- 抽樣比較於報告期末後的存貨賬面值及售價；

KEY AUDIT MATTERS (CONTINUED)

關鍵審計事項 (續)

Valuation of inventories

存貨估值

Refer to Note 25 to the consolidated financial statements and the accounting policies in Note 4(m) on pages 105 and 106.
請參閱綜合財務報表附註25及第105及106頁之會計政策附註4(m)。

The key audit matter

關鍵審計事項

The Group may sell aged inventories at a markdown from the original price to avoid an accumulation of slow-moving inventories. Accordingly, the actual future selling prices of some items of slow-moving inventories may fall below their cost.

貴集團可折價出售陳舊存貨，以避免累積滯銷存貨。因此，若干滯銷存貨之實際未來售價可能低於其成本。

We identified the valuation of inventories as a key audit matter because of the significant judgement exercised by management in determining appropriate inventory write-downs, which involves estimating the duration of product life cycles, predicting the amounts of inventories which will be sold and utilised in the future and the markdowns necessary to sell such inventories on a discounted basis in future years all of which are inherently uncertain.

我們把存貨估值列為關鍵審計事項，因為管理層在釐定適當的存貨撇銷水平時行使重大判斷，而當中涉及估計產品生命週期之持續時間、預測日後出售的存貨數量及於未來數年降價出售該等存貨所需作出的折扣。該等因素均存在固有不確定性。

How the matter was addressed in our audit

我們的審計如何處理該事項

- assessing the historical accuracy of management's assessment of inventory write-downs and whether there is any indication of management bias by examining the sales and utilisation or release of the inventory write-downs recorded at the end of the previous financial year during the current year;
- 透過於本年度審視於上一財政年度末入賬的銷售及使用存貨或撥回存貨撇減，以評估管理層過往評估存貨撇減的準確程度及評估是否存在管理層偏見之任何跡象；
- enquiring of management at the operations level about any expected changes in plans for sales and utilisation of inventories on hand;
- 向營運管理層詢問有關銷售及使用手頭存貨計劃之任何預期變動；
- assessing the Group's inventory write-down policy with reference to the requirements of the prevailing accounting standards.
- 參照現行會計準則規定評估 貴集團的存貨撇減政策。

KEY AUDIT MATTERS (CONTINUED)

關鍵審計事項 (續)

Assessing potential impairment of property, plant and equipment and prepaid land premium 就物業、廠房及設備及土地租賃預付款之潛在減值進行評估

Refer to Notes 18 and 19 to the consolidated financial statements and the accounting policies in Note 4(d) on pages 84 to 86.

請參閱綜合財務報表附註18及19及第84至86頁之會計政策附註4(d)。

The key audit matter

關鍵審計事項

The Group held significant amount of property, plant and equipment and prepaid land premium amounting to HK\$690,973,000 and HK\$61,305,000 respectively as at 31 December 2020.

貴集團持有大量物業、廠房及設備及土地租賃預付款，於2020年12月31日分別價值690,973,000港元及61,305,000港元。

Management assessed impairment indicators for the Group's property, plant and equipment and prepaid land premium in certain cash-generating units ("CGU"); and performed impairment assessments by comparing the aggregate carrying values of the property, plant and equipment and prepaid land premium or the CGU to which these assets were allocated with the value-in-use based on net present values of the respective discounted cash flow forecasts or fair value less costs of disposal, whichever was higher, to determine the amount of impairment which should be recognised for the year, if any.

管理層就 貴集團若干現金產生單位（「現金產生單位」）中之物業、廠房及設備及土地租賃預付款進行減值跡象評估，透過比較物業、廠房及設備及土地租賃預付款或獲分配該等資產之現金產生單位之總賬面值，與按相關貼現現金流量預測淨現值計算的使用價值或公允值減出售成本（以較高者為準）來進行減值評估，以釐定須於本年度確認之減值金額（如有）。

How the matter was addressed in our audit

我們的審計如何處理該事項

Our audit procedures to assess potential impairment of property, plant and equipment and prepaid land premium included the following:

我們評估物業、廠房及設備及土地租賃預付款之潛在減值之審計程序包括以下各項：

- evaluating management's identification of CGUs and the amounts of property, plant and equipment and prepaid land premium allocated to each CGU;
- 評估管理層對現金產生單位之確認及分配至各現金產生單位之物業、廠房及設備及土地租賃預付款之數額；
- evaluating the methodology adopted by management in its impairment assessments with reference to the requirements of the prevailing accounting standards;
- 參考現行會計標準要求評估管理層於其進行減值評估時所採用的方法；
- involving our internal valuation specialists to assist us in assessing and challenging the Group's impairment assessment models, which included assessing the impairment indicators defined by the Group, evaluating the discounted cash flow forecasts for each CGU and considering whether these supported the carrying value of the relevant assets;
- 聘用內部估值專家協助我們評估 貴集團之減值評估模式及提出質疑，包括評估 貴集團界定之減值跡象、評估各現金產生單位之貼現現金流量預測及考慮該等因素是否支持相關資產之賬面值；

KEY AUDIT MATTERS (CONTINUED)

關鍵審計事項 (續)

Assessing potential impairment of property, plant and equipment and prepaid land premium

就物業、廠房及設備及土地租賃預付款之潛在減值進行評估

Refer to Notes 18 and 19 to the consolidated financial statements and the accounting policies in Note 4(d) on pages 84 to 86.

請參閱綜合財務報表附註18及19及第84至86頁之會計政策附註4(d)。

The key audit matter

關鍵審計事項

We identified the assessment of potential impairment of property, plant and equipment and prepaid land premium as a key audit matter because significant management judgement is involved in determining whether there are indicators of impairment and because estimating the recoverable amounts, forecasting the future cash flows and determining adjustment to market price of these assets involve inherent uncertainty and could be subject to management bias.

我們把物業、廠房及設備及土地租賃預付款之潛在減值評估列為關鍵審計事項，因為釐定是否出現減值跡象時涉及重大管理層判斷，以及估計該等資產之可收回金額、預測該等資產之未來現金流量及釐定該等資產之市價調整均涉及固有不确定性，並受管理層偏見所規限。

How the matter was addressed in our audit

我們的審計如何處理該事項

- critically examining the key assumptions, including forecast revenue, future growth rates, future margins, future cost growth rates and the discount rates, adopted by management in its preparation of the discounted cash flow forecasts by referring to industry and other available third party information, the recent financial performance of the Group's trading and manufacturing operations and management's budgets and plans for the operations in 2021 and beyond;
- 審慎檢查管理層編製貼現現金流量預測時採納之主要假設，包括收入預測、未來增長率、未來利潤率、未來成本增長率及貼現率，並參閱行業及其他可獲得之第三方資料、貴集團貿易及生產業務之近期財務表現以及管理層就2021年及之後之運營作出之預算及計劃；
- evaluating the discount rates applied by management in the discounted cash flow forecasts with reference to available financial information of other companies in same relevant industry and considering country and company specific risk premiums;
- 經參考同一相關行業內其他公司之可獲得財務資料，評估管理層於貼現現金流量預測中應用之貼現率，及審議相關國家或地區及公司特定風險溢價；

KEY AUDIT MATTERS (CONTINUED)

關鍵審計事項 (續)

Assessing potential impairment of property, plant and equipment and prepaid land premium
就物業、廠房及設備及土地租賃預付款之潛在減值進行評估

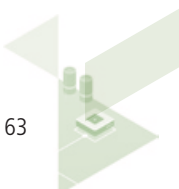
Refer to Notes 18 and 19 to the consolidated financial statements and the accounting policies in Note 4(d) on pages 84 to 86.

請參閱綜合財務報表附註18及19及第84至86頁之會計政策附註4(d)。

The key audit matter
關鍵審計事項

How the matter was addressed in our audit
我們的審計如何處理該事項

- performing a sensitivity analysis for the key variables in the discounted cash flow forecasts, which included assessing the effect of reasonably possible changes in future revenue, future cost growth rates and the discount rates, to evaluate the impact on the conclusions reached by management and to assess whether there were any indicators of management bias.
- 就貼現現金流量預測之主要變量進行敏感性分析，包括評估未來收入、未來成本增長率及貼現率潛在合理變動之影響，以評估對管理層所達致結論之影響及評估是否存在管理層偏見之任何跡象。



INFORMATION OTHER THAN THE CONSOLIDATED FINANCIAL STATEMENTS AND AUDITOR'S REPORT THEREON

The directors are responsible for the other information. The other information comprises all the information included in the annual report, other than the consolidated financial statements and our auditor's report thereon.

Our opinion on the consolidated financial statements does not cover the other information and we do not express any form of assurance conclusion thereon.

In connection with our audit of the consolidated financial statements, our responsibility is to read the other information and, in doing so, consider whether the other information is materially inconsistent with the consolidated financial statements or our knowledge obtained in the audit or otherwise appears to be materially misstated.

If, based on the work we have performed, we conclude that there is a material misstatement of this other information, we are required to report that fact. We have nothing to report in this regard.

RESPONSIBILITIES OF THE DIRECTORS FOR THE CONSOLIDATED FINANCIAL STATEMENTS

The directors are responsible for the preparation of the consolidated financial statements that give a true and fair view in accordance with HKFRSs issued by the HKICPA and the disclosure requirements of the Hong Kong Companies Ordinance and for such internal control as the directors determine is necessary to enable the preparation of consolidated financial statements that are free from material misstatement, whether due to fraud or error.

In preparing the consolidated financial statements, the directors are responsible for assessing the Group's ability to continue as a going concern, disclosing, as applicable, matters related to going concern and using the going concern basis of accounting unless the directors either intend to liquidate the Group or to cease operations, or have no realistic alternative but to do so.

The directors are assisted by the Audit Committee in discharging their responsibilities for overseeing the Group's financial reporting process.

除綜合財務報表及相關核數師報告外之資料

董事須對其他資料負責。其他資料包括年度報告所載之所有資料（綜合財務報表及我們就此發出之核數師報告除外）。

我們對綜合財務報表之意見並不涵蓋其他資料，我們亦不會就其發表任何形式的鑒證結論。

就審計綜合財務報表而言，我們之責任是閱讀其他資料，及在此過程中，考慮其他資料是否與綜合財務報表或我們在審計過程中所了解之情況有重大不符，或者似乎有重大錯誤陳述。

基於我們已執行之工作，如果我們認為其他資料有重大錯誤陳述，我們需要報告有關事實。就此而言，我們無需報告任何事項。

董事對綜合財務報表須承擔之責任

董事須負責根據香港會計師公會頒佈之香港財務報告準則及香港公司條例之披露規定編製綜合財務報表以作出真實而公平之反映，並落實董事認為必須之內部控制，以使編製綜合財務報表不存在由於欺詐或錯誤而導致之重大失實陳述。

在編製綜合財務報表時，董事負責評估貴集團持續經營之能力，並在適用情況下披露與持續經營有關之事項，以及使用持續經營為會計基礎，除非董事有意將貴集團清盤或停止經營，或別無其他實際之替代方案。

審核委員會協助董事履行監督貴集團財務報告過程之責任。

AUDITOR'S RESPONSIBILITY FOR THE AUDIT OF THE CONSOLIDATED FINANCIAL STATEMENTS

Our objectives are to obtain reasonable assurance about whether the consolidated financial statements as a whole are free from material misstatement, whether due to fraud or error, and to issue an auditor's report that includes our opinion. This report is made solely to you, as a body, in accordance with Section 90 of the Bermuda Companies Act 1981, and for no other purpose. We do not assume responsibility towards or accept liability to any other person for the contents of this report.

Reasonable assurance is a high level of assurance but is not a guarantee that an audit conducted in accordance with HKSA's will always detect a material misstatement when it exists. Misstatements can arise from fraud or error and are considered material if, individually or in the aggregate, they could reasonably be expected to influence the economic decisions of users taken on the basis of these consolidated financial statements.

As part of an audit in accordance with HKSA's, we exercise professional judgement and maintain professional scepticism throughout the audit. We also:

- Identify and assess the risks of material misstatement of the consolidated financial statements, whether due to fraud or error, design and perform audit procedures responsive to those risks, and obtain audit evidence that is sufficient and appropriate to provide a basis for our opinion. The risk of not detecting a material misstatement resulting from fraud is higher than for one resulting from error, as fraud may involve collusion, forgery, intentional omissions, misrepresentations or the override of internal control.
- Obtain an understanding of internal control relevant to the audit in order to design audit procedures that are appropriate in the circumstances but not for the purpose of expressing an opinion on the effectiveness of the Group's internal control.
- Evaluate the appropriateness of accounting policies used and the reasonableness of accounting estimates and related disclosures made by the directors.

核數師就審計綜合財務報表承擔之責任

我們之目標是對綜合財務報表整體是否不存在由於欺詐或錯誤而導致之重大錯誤陳述取得合理保證，並出具包括我們意見之核數師報告。我們按照百慕達《1981年公司法》第90條僅向整體股東報告，除此之外本報告別無其他目的。我們不會就本報告之內容向任何其他人士負上或承擔任何責任。

合理保證是高水平之保證，但不能保證按照《香港審計準則》進行之審計，在某一重大錯誤陳述存在時總能發現。錯誤陳述可以由欺詐或錯誤引起，如果合理預期它們單獨或匯總起來可能影響綜合財務報表使用者依賴綜合財務報表所作出之經濟決定，則有關錯誤陳述可被視作重大。

我們根據香港審計準則進行審計之工作之一，是運用專業判斷，在整個審計過程中保持專業懷疑態度。我們亦：

- 識別及評估綜合財務報表由於欺詐或錯誤而導致之重大錯誤陳述風險，因應該等風險設計及執行審計程序，以及獲得充足及適當之審計憑證為我們之意見提供基礎。由於欺詐涉及合謀串通、偽造、故意遺漏、誤導性陳述或凌駕於內部控制之上，因此未能發現由此造成之重大錯誤陳述風險比未能發現由於錯誤而導致之重大錯誤陳述風險更高。
- 了解與審計有關之內部控制，以設計恰當之審計程序，但並非旨在對貴集團內部控制之有效性發表意見。
- 評估董事所用會計政策之恰當性，以及所作出之會計估算和相關披露之合理性。

AUDITOR'S RESPONSIBILITY FOR THE AUDIT OF THE CONSOLIDATED FINANCIAL STATEMENTS (CONTINUED)

- Conclude on the appropriateness of the directors' use of the going concern basis of accounting and, based on the audit evidence obtained, whether a material uncertainty exists related to events or conditions that may cast significant doubt on the Group's ability to continue as a going concern. If we conclude that a material uncertainty exists, we are required to draw attention in our auditor's report to the related disclosures in the consolidated financial statements or, if such disclosures are inadequate, to modify our opinion. Our conclusions are based on the audit evidence obtained up to the date of our auditor's report. However, future events or conditions may cause the Group to cease to continue as a going concern.
- Evaluate the overall presentation, structure and content of the consolidated financial statements, including the disclosures, and whether the consolidated financial statements represent the underlying transactions and events in a manner that achieves fair presentation.
- Obtain sufficient appropriate audit evidence regarding the financial information of the entities or business activities within the Group to express an opinion on the consolidated financial statements. We are responsible for the direction, supervision and performance of the group audit. We remain solely responsible for our audit opinion.

We communicate with the Audit Committee regarding, among other matters, the planned scope and timing of the audit and significant audit findings, including any significant deficiencies in internal control that we identify during our audit.

We also provide the Audit Committee with a statement that we have complied with relevant ethical requirements regarding independence and communicate with them all relationships and other matters that may reasonably be thought to bear on our independence and, where applicable, actions taken to eliminate threats or safeguards applied.

核數師就審計綜合財務報表承擔之責任 (續)

- 總結董事採用以持續經營為基礎之會計法之恰當性，並根據已獲取之審計憑證，總結是否有可能對 貴集團持續經營能力構成重大疑問的事件或情況等重大不確定因素。倘若我們總結認為有重大不確定因素，我們需要在核數師報告中提請注意綜合財務報表內的相關披露，或如果相關披露不足，則修訂我們之意見。我們之結論是基於截至核數師報告日期所獲得之審計憑證。然而，未來事件或情況可能導致 貴集團不再具有持續經營之能力。
- 評估綜合財務報表（包括披露）之整體列報、架構和內容，以及綜合財務報表是否中肯反映相關交易及事項。
- 就 貴集團內各實體或業務活動之財務資料獲得充足適當之審計憑證，以便就綜合財務報表發表意見。我們須負責指導、監督和執行 貴集團之審計工作。我們須為我們之審計意見承擔全部責任。

我們就（其中包括）審計工作之計劃範圍和時間以及重大審計發現（包括我們在審計過程中發現之任何內部控制之重大缺失）與審核委員會進行溝通。

我們亦向審核委員會提交聲明，確認我們已遵守有關獨立性之道德要求，並就所有被合理認為可能影響我們獨立性之關係和其他事宜以及為消除威脅採取之行動或應用之保障措施（如適用），與審核委員會進行溝通。

AUDITOR'S RESPONSIBILITY FOR THE AUDIT OF THE CONSOLIDATED FINANCIAL STATEMENTS (CONTINUED)

From the matters communicated with the Audit Committee, we determine those matters that were of most significance in the audit of the consolidated financial statements of the current period and are therefore the key audit matters. We describe these matters in our auditor's report unless law or regulation precludes public disclosure about the matter or when, in extremely rare circumstances, we determine that a matter should not be communicated in our report because the adverse consequences of doing so would reasonably be expected to outweigh the public interest benefits of such communication.

The engagement partner on the audit resulting in this independent auditor's report is Sylvene Fong.

KPMG

Certified Public Accountants

8th Floor, Prince's Building
10 Chater Road
Central, Hong Kong

22 March 2021

核數師就審計綜合財務報表承擔之責任 (續)

我們通過與審核委員會溝通，確定哪些是本期綜合財務報表審計工作之最重要事項，即關鍵審計事項。除非法律或法規不容許公開披露此等事項或在極罕有之情況下，我們認為披露此等事項可合理預期之不良後果將超過公眾知悉此等事項之利益而不應在報告中予以披露，否則我們會在核數師報告中描述此等事項。

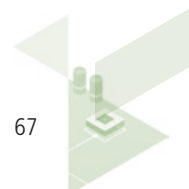
出具本獨立核數師報告的審計項目合夥人為方思穎。

畢馬威會計師事務所

執業會計師

香港中環
遮打道10號
太子大廈8樓

2021年3月22日



Consolidated Statement of Profit or Loss

綜合損益表

For the year ended 31 December 2020 (Expressed in Hong Kong dollars)
截至2020年12月31日止年度（以港元列示）

			2020 2020年 HK\$'000 千港元	2019 2019年 HK\$'000 千港元
		Note 附註		
Revenue	收入	6, 7(a)	1,599,599	1,292,160
Cost of sales	銷售成本		(1,327,722)	(1,046,867)
Gross profit	毛利		271,877	245,293
Other income	其他收入	7(b)	8,165	10,275
Other net (loss)/gain	其他（虧損）／收益淨額	7(c)	(19,801)	17,258
Selling and distribution costs	銷售及分銷費用		(61,068)	(66,316)
Administrative expenses	行政費用		(147,680)	(154,249)
Net impairment loss on trade and other receivables	應收賬款及其他應收款項之減值虧損淨額	8	440	(3,900)
Operating profit	經營溢利	8	51,933	48,361
Changes in fair values of derivative financial instruments	衍生金融工具公允值之變動	10	(11)	(98)
Finance costs	財務支出	11	(37,871)	(41,244)
Finance income	財務收入	12	5,347	5,199
Share of results of joint ventures	應佔合營企業之業績		13,515	30,950
Profit before tax	除稅前溢利		32,913	43,168
Income tax	所得稅	15	(6,844)	(16,692)
Profit for the year	年度溢利		26,069	26,476
Profit/(loss) attributable to:	應佔溢利／（虧損）：			
Equity holders of the Company	本公司股權持有人		24,064	31,578
Non-controlling interests	非控股股東權益		2,005	(5,102)
Profit for the year	年度溢利		26,069	26,476
Earnings per share attributable to equity holders of the Company:	本公司股權持有人應佔每股盈利：	16		
Basic	基本		5.06 HK cents 港仙	6.64 HK cents 港仙
Diluted	攤薄		5.06 HK cents 港仙	6.64 HK cents 港仙

The Notes on pages 76 to 216 form part of these consolidated financial statements.

載於第76至216頁之附註為此等綜合財務報表之一部分。

Consolidated Statement of Profit or Loss and Other Comprehensive Income

綜合損益及其他全面收入表

For the year ended 31 December 2020 (Expressed in Hong Kong dollars)
截至2020年12月31日止年度（以港元列示）

	Note 附註	2020 2020年 HK\$'000 千港元	2019 2019年 HK\$'000 千港元
Profit for the year	年度溢利	26,069	26,476
Other comprehensive income:	其他全面收入：		
Item that will not be reclassified subsequently to profit or loss	其後不會重新分類至損益之項目		
Assets revaluation (deficit)/surplus, net of tax	扣除稅項後資產重估（虧絀）／盈餘	(898)	2,499
Item that may be reclassified subsequently to profit or loss	其後可重新分類至損益之項目		
Currency translation differences	匯兌差額	124,563	(55,190)
Other comprehensive income for the year, net of tax	年度扣除稅項後其他全面收入	123,665	(52,691)
Total comprehensive income for the year	年度全面收入總額	149,734	(26,215)
Total comprehensive income attributable to:	應佔全面收入總額：		
Equity holders of the Company	本公司股權持有人	145,837	(21,066)
Non-controlling interests	非控股股東權益	3,897	(5,149)
		149,734	(26,215)

The Notes on pages 76 to 216 form part of these consolidated financial statements.

載於第76至216頁之附註為此等綜合財務報表之一部分。

Consolidated Statement of Financial Position

綜合財務狀況表

As at 31 December 2020 (Expressed in Hong Kong dollars)
於2020年12月31日 (以港元列示)

			2020 2020年 HK\$'000 千港元	2019 2019年 HK\$'000 千港元
	Note 附註			
Non-current assets	非流動資產			
Property, plant and equipment	物業、廠房及設備	18	690,973	666,340
Prepaid land premium	土地租賃預付款	19	61,305	59,084
Investment properties	投資物業	20	159,860	158,256
Intangible assets	無形資產	22	1,368	1,521
Investments in joint ventures	於合營企業之投資	24	194,142	167,215
Prepayments on purchases of property, plant and equipment	購買物業、廠房及設備之預付款項	18(c)	93,902	74,521
Financial assets at fair value through profit or loss	按公允值於損益內列賬之金融資產	21	33,081	24,433
Loans to a joint venture	給予一間合營企業之貸款	24	152,358	133,908
Other prepayments	其他預付款項		5,718	5,430
Deferred tax assets	遞延稅項資產	32(c)	15,283	10,299
Total non-current assets	非流動資產總值		1,407,990	1,301,007
Current assets	流動資產			
Inventories	存貨	25	677,260	595,600
Trade receivables	應收賬款	26	761,567	657,884
Prepayments, deposits and other receivables	預付款項、按金及其他應收款項	26	118,524	106,303
Due from joint ventures	應收合營企業之款項	24	20,580	29,884
Financial assets at fair value through profit or loss	按公允值於損益內列賬之金融資產	21	14	17
Net defined benefit retirement assets	界定福利退休計劃資產淨額	36(a)	746	701
Tax recoverable	可收回稅項	32(a)	2,440	1,701
Cash and cash equivalents	現金及現金等值物	28	263,486	225,715
Total current assets	流動資產總值		1,844,617	1,617,805
Current liabilities	流動負債			
Trade and bills payables	應付賬款及票據	29	346,126	254,770
Other payables and accrued liabilities and contract liabilities	其他應付款項及應計負債以及合約負債	29	129,412	105,404
Due to joint ventures	應付合營企業之款項	24	56,619	36,822
Derivative financial instruments	衍生金融工具	27	-	245
Tax payable	應付稅項	32(a)	13,738	11,989
Bank loans	銀行貸款	30	1,024,517	975,677
Dividends payable	應付股息		43	43
Lease liabilities	租賃負債	31	20,320	17,091
Total current liabilities	流動負債總值		1,590,775	1,402,041
Net current assets	流動資產淨值		253,842	215,764
Total assets less current liabilities	資產總值減流動負債		1,661,832	1,516,771

Consolidated Statement of Financial Position
綜合財務狀況表

	Note 附註	2020 2020年 HK\$'000 千港元	2019 2019年 HK\$'000 千港元
Non-current liabilities			
Provision for long service payments		77	77
Deferred tax liabilities	32(c)	49,478	43,817
Deferred income	33	10,018	9,706
Lease liabilities	31	56,212	66,858
Total non-current liabilities		115,785	120,458
Net assets		1,546,047	1,396,313
Capital and reserves			
Share capital	34	47,555	47,555
Reserves	40	1,457,867	1,312,030
Equity attributable to equity holders of the Company		1,505,422	1,359,585
Non-controlling interests		40,625	36,728
Total equity		1,546,047	1,396,313

Approved and authorised for issue by the board of directors on 22 March 2021.

經董事會於2021年3月22日批准及授權刊發。

Kee Chor Lin
紀楚蓮
Director
董事

Chan Tat Cheong, Alan
陳達昌
Director
董事

The Notes on pages 76 to 216 form part of these consolidated financial statements.

載於第76至216頁之附註為此等綜合財務報表之一部分。

Consolidated Statement of Changes in Equity

綜合權益變動表

For the year ended 31 December 2020 (Expressed in Hong Kong dollars)
截至2020年12月31日止年度（以港元列示）

		Attributable to equity holders of the Company 本公司股權持有人應佔			Non- controlling interests	Total equity	
		Share capital 股本	Reserves 儲備	Total 總計	非控股股東權益	權益總額	
		Note 附註	HK\$'000 千港元	HK\$'000 千港元	HK\$'000 千港元	HK\$'000 千港元	
Balance at 1 January 2019	2019年1月1日之結餘		47,555	1,333,096	1,380,651	41,877	1,422,528
Profit/(loss) for the year	本年度溢利/(虧損)		-	31,578	31,578	(5,102)	26,476
Other comprehensive income: Item that will not be reclassified subsequently to profit or loss	其他全面收入： 其後不會重新分類至損益之項目						
Assets revaluation surplus, net of tax	扣除稅項後資產重估盈餘	40	-	2,499	2,499	-	2,499
Item that may be reclassified subsequently to profit or loss	其後可重新分類至損益之項目						
Currency translation differences	匯兌差額	40	-	(55,143)	(55,143)	(47)	(55,190)
Total comprehensive income for the year ended 31 December 2019	截至2019年12月31日止年度 全面收益總額		-	(21,066)	(21,066)	(5,149)	(26,215)
Balance at 31 December 2019	2019年12月31日之結餘		47,555	1,312,030	1,359,585	36,728	1,396,313

Consolidated Statement of Changes in Equity 綜合權益變動表

		Attributable to equity holders of the Company 本公司股權持有人應佔					Total equity 權益總額 HK\$'000 千港元
		Note 附註	Share capital	Reserves	Total	Non-	
			股本	儲備	總計	controlling	
		HK\$'000	HK\$'000	HK\$'000	interests		
		千港元	千港元	千港元	非控股股東權益	千港元	
Balance at 1 January 2020	2020年1月1日之結餘	47,555	1,312,030	1,359,585	36,728	1,396,313	
Profit for the year	本年度溢利	-	24,064	24,064	2,005	26,069	
Other comprehensive income: Item that will not be reclassified subsequently to profit or loss	其他全面收入: 其後不會重新分類至損益之項目						
Assets revaluation deficit, net of tax	扣除稅項後資產重估虧絀	40	(898)	(898)	-	(898)	
Item that may be reclassified subsequently to profit or loss	其後可重新分類至損益之項目						
Currency translation differences	匯兌差額	40	122,671	122,671	1,892	124,563	
Total comprehensive income for the year ended 31 December 2020	截至2020年12月31日止年度 全面收益總額	-	145,837	145,837	3,897	149,734	
Balance at 31 December 2020	2020年12月31日之結餘	47,555	1,457,867	1,505,422	40,625	1,546,047	

The Notes on pages 76 to 216 form part of these consolidated financial statements.

載於第76至216頁之附註為此等綜合財務報表之一部分。

Consolidated Cash Flow Statement

綜合現金流量表

For the year ended 31 December 2020 (Expressed in Hong Kong dollars)
截至2020年12月31日止年度（以港元列示）

	Note 附註	2020 2020年 HK\$'000 千港元	2019 2019年 HK\$'000 千港元
Cash flows from operating activities	經營業務之現金流量		
Profit before tax	除稅前溢利	32,913	43,168
Adjustments for:	經調整：		
Finance costs	財務支出	37,871	41,244
Fair value loss/(gain) on investment properties	投資物業之公允值虧損／（收益）	3,564	(12,245)
Write-back of other payables	其他應付款項撥回	-	(2,131)
Share of results of joint ventures	應佔合營企業之業績	(13,515)	(30,950)
Dividend income	股息收入	(1)	(2)
Finance income	財務收入	(5,347)	(5,199)
Losses on disposal of property, plant and equipment	出售物業、廠房及設備虧損	3,169	61
Depreciation of owned property, plant and equipment	自用物業、廠房及設備折舊	58,263	56,173
Depreciation of right-of-use assets	使用權資產折舊	19,207	19,531
Amortisation of prepaid land premium	土地租賃預付款攤銷	1,495	1,446
Amortisation of intangible assets	無形資產攤銷	237	289
Deferred income recognised as income	遞延收入確認為收入	(313)	(299)
Write-down of inventories	存貨撇減	14,145	8,843
Reversal of write-down of inventories	存貨撇減撥回	(739)	(169)
Net impairment loss on trade and other receivables	應收賬款及其他應收款項之減值虧損淨額	(440)	3,900
Fair value gains on financial assets at fair value through profit or loss	按公允值於損益內列賬之金融資產之公允值收益	(7,642)	(697)
Fair value losses on derivative financial instruments	衍生金融工具之公允值虧損	11	98
Foreign exchange differences	外匯差額	8,947	(10,984)
Operating profit before changes in working capital	營運資金變動前經營溢利	151,825	112,077
Increase in inventories	存貨增加	(55,533)	(9,084)
Increase in trade receivables	應收賬款增加	(67,351)	(85,319)
(Increase)/decrease in prepayments, deposits and other receivables	預付款項、按金及其他應收款項（增加）／減少	(5,811)	592
Decrease/(increase) in amounts due from joint ventures	應收合營企業款項減少／（增加）	9,549	(1,315)
Increase/(decrease) in amounts due to joint ventures	應付合營企業款項增加／（減少）	21,092	(7,396)
Increase in trade and bills payables	應付賬款及票據增加	71,551	57,383
Increase/(decrease) in other payables and accrued liabilities	其他應付款項及應計負債增加／（減少）	14,685	(282)

Consolidated Cash Flow Statement
綜合現金流量表

	Note 附註	2020 2020年 HK\$'000 千港元	2019 2019年 HK\$'000 千港元
Cash generated from operations	經營所得現金	140,007	66,656
Hong Kong profits tax paid	已付香港利得稅	(87)	–
Mainland China and overseas taxes paid	已付中國及海外稅項	(8,376)	(5,588)
Net cash inflow from operating activities	經營業務之現金流入淨額	131,544	61,068
Cash flows from investing activities	投資活動之現金流量		
Prepayments on purchases of property, plant and equipment	購買物業、廠房及設備之預付款項	(21,970)	(14,241)
Purchases of property, plant and equipment	購買物業、廠房及設備	(54,822)	(36,542)
Dividend received	已收股息	1	2
Interest received	已收利息	5,347	5,199
Proceeds from disposal of property, plant and equipment	出售物業、廠房及設備所得款項	6,317	1,183
Increase in loans to joint ventures	給予合營企業之貸款增加	(12,732)	(17,971)
Net cash outflow from investing activities	投資活動之現金流出淨額	(77,859)	(62,370)
Cash flows from financing activities	融資活動之現金流量		
Proceeds from new bank loans	新增銀行貸款所得款項	2,090,574	889,090
Repayment of bank loans	償還銀行貸款	(2,057,871)	(800,672)
Payment for interest rate swaps	支付利率掉期	(256)	(2,126)
Capital element of lease rentals paid	已付租賃租金之資本部分	(17,955)	(17,583)
Interest element of lease rentals paid	已付租賃租金之利息部分	(3,627)	(4,391)
Interest paid	已付利息	(36,113)	(38,082)
Net cash (outflow)/inflow from financing activities	融資活動之現金(流出)／流入淨額	(25,248)	26,236
Net increase in cash and cash equivalents	現金及現金等值物之增加淨額	28,437	24,934
Effect of foreign exchange rate changes	外幣匯率變動之影響	9,334	(1,557)
Cash and cash equivalents at beginning of year	年初之現金及現金等值物	225,715	202,338
Cash and cash equivalents at end of year	年末之現金及現金等值物	263,486	225,715

The Notes on pages 76 to 216 form part of these consolidated financial statements.

載於第76至216頁之附註為此等綜合財務報表之一部分。

Notes to the Consolidated Financial Statements

綜合財務報表附註

(Expressed in Hong Kong dollars unless otherwise indicated)
(除另有註明外，均以港元列示)

1 GENERAL INFORMATION

The principal activities of the Company and its subsidiaries are the manufacturing and the trading of electronic components and raw materials.

The Company is a limited liability company incorporated in Bermuda. The address of its registered office is Clarendon House, 2 Church Street, Hamilton HM11, Bermuda.

The Company has its primary listing on the Stock Exchange.

These consolidated financial statements are presented in Hong Kong dollars, unless otherwise stated. These consolidated financial statements have been approved for issue by the Board on 22 March 2021.

2 BASIS OF PREPARATION

(a) Statement of Compliance

These consolidated financial statements have been prepared in accordance with all applicable Hong Kong Financial Reporting Standards (“HKFRSs”), which collective term includes all applicable individual Hong Kong Financial Reporting Standards, Hong Kong Accounting Standards (“HKASs”) and Interpretations issued by the Hong Kong Institute of Certified Public Accountants (“HKICPA”), accounting principles generally accepted in Hong Kong and the disclosure requirements of the Hong Kong Companies Ordinance. These financial statements also comply with the applicable disclosure provisions of the Rules Governing the Listing of Securities on The Stock Exchange of Hong Kong Limited.

(b) Basis of Preparation of the Financial Statements

The consolidated financial statements for the year ended 31 December 2020 comprise the Company and its subsidiaries (together referred to as the “Group”) and the Group’s interest in joint ventures.

1 一般資料

本公司及其附屬公司之主要業務為製造及買賣電子元件及原材料。

本公司為一間於百慕達註冊成立之有限公司，其註冊辦事處地址為Clarendon House, 2 Church Street, Hamilton HM 11, Bermuda。

本公司以聯交所作主要上市地。

除另有指明外，此等綜合財務報表以港元呈列。此等綜合財務報表於2021年3月22日獲董事會批准刊發。

2 編製基準

(a) 合規聲明

本綜合財務報表是按照香港會計師公會頒佈的所有適用的《香港財務報告準則》（此統稱包含所有適用的個別《香港財務報告準則》、《香港會計準則》和詮釋）以及香港公認會計原則及香港公司條例的披露規定編製。本財務報表同時符合適用的香港聯合交易所有限公司證券上市規則披露規定。

(b) 財務聲明之編製基準

截至2020年12月31日止年度的綜合財務報表涵蓋本公司及各附屬公司（統稱「本集團」）及本集團在合營公司的權益。

2 BASIS OF PREPARATION (CONTINUED)

(b) Basis of Preparation of the Financial Statements (Continued)

The measurement basis used in the preparation of the financial statements is the historical cost basis except that the following assets and liabilities are stated at their fair value as explained in the accounting policies set out below:

- investment properties (see Note 4(g));
- ownership interests in buildings held for own use (see Note 4(f));
- defined benefit retirement assets (see Note 4(v)(iii));
- financial assets at fair value through profit or loss (“FVTPL”) (see Note 4(j)); and
- derivative financial instruments (see Note 4(l)).

The preparation of financial statements in conformity with HKFRSs requires management to make judgements, estimates and assumptions that affect the application of policies and reported amounts of assets, liabilities, income and expenses. The estimates and associated assumptions are based on historical experience and various other factors that are believed to be reasonable under the circumstances, the results of which form the basis of making the judgements about carrying values of assets and liabilities that are not readily apparent from other sources. Actual results may differ from these estimates.

The estimates and underlying assumptions are reviewed on an ongoing basis. Revisions to accounting estimates are recognised in the period in which the estimate is revised if the revision affects only that period, or in the period of the revision and future periods if the revision affects both current and future periods.

Judgements made by management in the application of HKFRSs that have significant effect on the financial statements and major sources of estimation uncertainty are discussed in Note 5.

2 編製基準 (續)

(b) 財務聲明之編製基準 (續)

財務報表按歷史成本基準編製，惟下列資產及負債按下文列出的會計政策之公允值計量：

- 投資物業（見附註4(g)）；
- 持作自用樓宇之所有權權益（見附註4(f)）；
- 界定福利退休計劃資產（見附註4(v)(iii)）；
- 按公允值於損益內列賬（「按公允值於損益內列賬」）之金融資產（見附註4(j)）；及
- 衍生金融工具（見附註4(l)）。

在編製符合香港財務報告準則之財務報表時，管理層需作出可對政策應用以及資產、負債、收入和支出之報告數額構成影響之判斷、估計及假設。此等估計及相關假設為根據以往經驗及因應當時情況認為合理之多項其他因素作出，在無法依循其他途徑即時得悉資產與負債之賬面值時，此等結果構成所作判斷之基礎。實際結果可能有別於估計數額。

各項估計及相關假設不斷審閱。倘會計估計之修訂只影響某一期間，則於該期間內確認；倘修訂對當前及未來期間均有影響，則在作出修訂之期間及未來期間確認。

有關管理層在應用香港財務報告準則時所作出對財務報表有重大影響之判斷，以及估計不確定因素之主要來源，於附註5討論。

3 CHANGES IN ACCOUNTING POLICIES

The Group has applied the following amendments to HKFRSs issued by the HKICPA to these financial statements for the current accounting period:

- Amendments to HKFRS 3 *Definition of a Business*
- Amendment to HKFRS 16 *Covid-19-Related Rent Concessions*

Other than the amendment to HKFRS 16, the Group has not applied any new standard or interpretation that is not yet effective for the current accounting period. Impacts of the adoption of the amended HKFRSs are discussed below:

Amendments to HKFRS 3 *Definition of a Business*

The amendments clarify the definition of a business and provide further guidance on how to determine whether a transaction represents a business combination. In addition, the amendments introduce an optional “concentration test” that permits a simplified assessment of whether an acquired set of activities and assets is an asset rather than business acquisition, when substantially all of the fair value of the gross assets acquired is concentrated in a single identifiable asset or group of similar identifiable assets.

The amendments to HKFRS 3 do not have any material impact on the Group’s financial statements.

Amendment to HKFRS 16 *Covid-19-Related Rent Concessions*

The amendment provides a practical expedient that allows a lessee to by-pass the need to evaluate whether certain qualifying rent concessions occurring as a direct consequence of the COVID-19 pandemic (“COVID-19-related rent concessions”) are lease modifications and, instead, account for those rent concessions as if they were not lease modifications.

The amendment to HKFRS 16 does not have any material impact on the Group’s financial statements.

3 會計政策變動

本集團已於本會計期間對此等財務報表應用下列由香港會計師公會頒佈之香港財務報告準則修訂本：

- 香港財務報告準則第3號修訂本「業務之定義」
- 香港財務報告準則第16號修訂本「2019冠狀病毒病相關租金優惠」

除香港財務報告準則第16號修訂本外，本集團並無應用任何尚未於本會計期間生效之新訂準則或詮釋。採納經修訂香港財務報告準則之影響論述如下：

香港財務報告準則第3號修訂本「業務之定義」

該等修訂本釐清業務之定義，並就如何確定一項交易是否業務合併提供進一步指引。此外，該等修訂本引入可選之「集中度測試」，當所收購總資產之公允值絕大部分集中於某一項單一可識別資產或一組類似可識別資產時，允許簡化評估所收購之一套活動及資產是否構成資產而非業務收購。

香港財務報告準則第3號修訂本對本集團之財務報表並無任何重大影響。

香港財務報告準則第16號修訂本「2019冠狀病毒病相關租金優惠」

該項修訂本為承租人提供一個可行的權宜方法，對於由2019冠狀病毒病大流行直接引發之若干合資格租金優惠（「2019冠狀病毒病相關租金優惠」）可繼續按照適用於不屬租賃修改之租金優惠之方法入賬，而免於評估該等優惠是否屬租賃修改。

香港財務報告準則第16號修訂本對本集團之財務報表並無任何重大影響。

4 SUMMARY OF SIGNIFICANT ACCOUNTING POLICIES

(a) Subsidiaries and Non-controlling Interests

Subsidiaries are entities controlled by the Group. The Group controls an entity when the Group is exposed to, or has rights to, variable returns from its involvement with the entity and has the ability to affect those returns through its power over the entity. When assessing whether the Group has power, only substantive rights (held by the Group and other parties) are considered.

An investment in a subsidiary is consolidated into the consolidated financial statements from the date that control commences until the date that control ceases. Intra-group balances, transactions and cash flows and any unrealised profits arising from intra-group transactions are eliminated in full in preparing the consolidated financial statements. Unrealised losses resulting from intra-group transactions are eliminated in the same way as unrealised gains but only to the extent that there is no evidence of impairment.

Non-controlling interests represent the equity in a subsidiary not attributable directly or indirectly to the Company, and in respect of which the Group has not agreed any additional terms with the holders of those interests which would result in the Group as a whole having a contractual obligation in respect of those interests that meets the definition of a financial liability. For each business combination, the Group can elect to measure any non-controlling interests either at fair value or at the non-controlling interests' proportionate share of the subsidiary's net identifiable assets.

4 主要會計政策概要

(a) 附屬公司及非控股股東權益

附屬公司指本集團擁有控制權之實體。當本集團因為參與該實體而承擔可變回報之風險或有權利享有可變回報，並有能力透過其對該實體之權力影響此等回報時，本集團即控制該實體。於釐定本集團是否有該權利時，只會考慮由本集團及其他各方持有之實際權益。

於附屬公司之投資由控制權開始至控制權終止期間綜合計入綜合財務報表。集團內公司間結餘、交易及現金流以及任何由集團內公司間交易產生之未變現溢利均於編製綜合財務報表時全部對銷。集團內公司間交易產生之未變現虧損若無任何減值跡象，則亦與未變現收益採用相同方法對銷。

非控股股東權益指於附屬公司權益中並非由本公司直接或間接應佔部分，而本集團並無就此與該等權益之持有人協定任何額外條款，從而導致本集團整體須就該等權益負上符合金融負債定義之合約責任。就各業務合併而言，本集團可選擇以公允值或按於附屬公司之可識別淨資產中應佔份額，以計量非控股股東權益。

4 SUMMARY OF SIGNIFICANT ACCOUNTING POLICIES (CONTINUED)

(a) Subsidiaries and Non-controlling Interests (Continued)

Non-controlling interests are presented in the consolidated statement of financial position within equity, separately from equity attributable to the equity shareholders of the Company. Non-controlling interests in the results of the Group are presented on the face of the consolidated statement of profit or loss and the consolidated statement of profit or loss and other comprehensive income as an allocation of the total profit or loss and total comprehensive income for the year between non-controlling interests and the equity shareholders of the Company. Loans from holders of non-controlling interests and other contractual obligations towards these holders are presented as financial liabilities in the consolidated statement of financial position in accordance with Note 4(j) depending on the nature of the liability.

Changes in the Group's interests in a subsidiary that do not result in a loss of control are accounted for as equity transactions, whereby adjustments are made to the amounts of controlling and non-controlling interests within consolidated equity to reflect the change in relative interests, but no adjustments are made to goodwill and no gain or loss is recognised.

When the Group loses control of a subsidiary, it is accounted for as a disposal of the entire interest in that subsidiary, with a resulting gain or loss being recognised in profit or loss. Any interest retained in that former subsidiary at the date when control is lost is recognised at fair value and this amount is regarded as the fair value on initial recognition of a financial asset (see Note 4(j)) or, when appropriate, the cost on initial recognition of an investment in an associate or joint venture (see Note 4(b)).

In the Company's statement of financial position, an investment in a subsidiary is stated at cost less impairment losses (see Note 4(d)), unless the investment is classified as held for sale (or included in a disposal group that is classified as held for sale) (see Note 4(e)).

4 主要會計政策概要(續)

(a) 附屬公司及非控股股東權益(續)

非控股股東權益在綜合財務狀況表內列入權益，但與本公司股東應佔權益分開列示。非控股股東權益所佔本集團業績在綜合損益表及綜合損益及全面收入表內，以非控股股東權益與本公司權益股東各佔本年度總損益及全面收入總額之方式呈列。非控股股東權益持有人提供之貸款及向該等持有人應負之其他訂約責任根據附註4(j)，視乎負債性質而定，在綜合財務狀況表呈列為金融負債。

本集團於一間附屬公司之權益變動如無導致失去控制權，會列作權益交易，並對綜合權益中之控股股東及非控股股東權益金額作出調整，以反映有關權益之變動，惟不會對商譽作出任何調整，亦不會確認任何損益。

倘本集團失去一間附屬公司之控制權，將列作出售其於該附屬公司之全部權益，因而產生之收益或虧損於損益中確認。於失去控制權當日在前附屬公司仍保留之任何權益乃按公允值確認，而該金額將視為一項金融資產初次確認之公允值（見附註4(j)），或（如適用）視為於一間聯營公司或合營企業投資之初次確認成本（見附註4(b)）。

於本公司之財務狀況表內，於一間附屬公司之投資按成本減減值虧損列賬（見附註4(d)），除非該投資分類為持作出售（或計入分類為持作出售之出售組別）（見附註4(e)）。

4 SUMMARY OF SIGNIFICANT ACCOUNTING POLICIES (CONTINUED)

(b) Joint Ventures

A joint venture is an arrangement whereby the Group or Company and other parties contractually agree to share control of the arrangement, and have rights to the net assets of the arrangement.

An investment in a joint venture is accounted for in the consolidated financial statements under the equity method, unless it is classified as held for sale (or included in a disposal group that is classified as held for sale) (see Note 4(e)). Under the equity method, the investment is initially recorded at cost, adjusted for any excess of the Group's share of the acquisition-date fair values of the investee's identifiable net assets over the cost of the investment (if any). The cost of the investment includes purchase price, other costs directly attributable to the acquisition of the investment, and any direct investment into the joint venture that forms part of the Group's equity investment. Thereafter, the investment is adjusted for the post acquisition change in the Group's share of the investee's net assets and any impairment losses relating to the investment (see Notes 4(d) and 4(k)). Any acquisition-date excess over cost, the Group's share of the post-acquisition, post-tax results of the investees and any impairment losses for the year are recognised in the consolidated statement of profit or loss, whereas the Group's share of the post-acquisition post-tax items of the investees' other comprehensive income is recognised in the consolidated statement of profit or loss and other comprehensive income.

When the Group's share of losses exceeds its interest in the joint venture, the Group's interest is reduced to nil and recognition of further losses is discontinued except to the extent that the Group has incurred legal or constructive obligations or made payments on behalf of the investee. For this purpose, the Group's interest is the carrying amount of the investment under the equity method together with the Group's long-term interests that in substance form part of the Group's net investment in the joint venture (after applying the ECL model to such other long-term interests where applicable (see Note 4(k)).

4 主要會計政策概要 (續)

(b) 合營企業

合營企業是一項安排，據此，本集團或本公司與其他人士在合約上協定分享此項安排之控制權，並有權擁有其資產淨值。

於合營企業之投資按權益法於綜合財務報表入賬，除非有關投資獲歸類為持作銷售（或計入分類為持作銷售之出售組別），則另當別論（見附註4(e)）。按照權益法，投資初步按成本入賬，並就本集團佔該投資對象可識別淨資產在收購日期之公允值超出該項投資成本之數額（如有）作出調整。投資成本包括購買價格、收購投資直接應佔之其他成本以及任何於合營企業之直接投資（其構成本集團股本投資之一部分）。其後，就本集團佔該投資對象淨資產在收購後之變動及與該項投資有關之任何減值虧損對該項投資作出調整（見附註4(d)及4(k)）。任何於收購日期超逾成本之差額、本集團所佔投資對象於收購後之除稅後業績及年內任何減值虧損於綜合損益表內確認，而本集團在收購後所佔投資對象除稅後之其他全面收入項目則於綜合損益及其他全面收入表內確認。

當本集團應佔虧損超出所持合營企業之權益，則本集團的權益將減至零，並會停止確認進一步虧損，惟本集團已招致法律或推定責任或代表投資對象付款則除外。就此而言，在將預期信用虧損模型應用於該等其他適用的長期權益後，本集團之權益為根據權益法計算之投資賬面值連同本集團於該合營企業之淨投資之長期權益部分（見附註4(k)）。

4 SUMMARY OF SIGNIFICANT ACCOUNTING POLICIES (CONTINUED)

(b) Joint Ventures (Continued)

Unrealised profits and losses resulting from transactions between the Group and its joint venture are eliminated to the extent of the Group's interest in the investee, except where unrealised losses provide evidence of an impairment of the asset transferred, in which case they are recognised immediately in profit or loss.

If an investment in a joint venture becomes an investment in an associate or vice versa, retained interest is not remeasured. Instead, the investment continues to be accounted for under the equity method.

In all other cases, when the Group ceases to have joint control over a joint venture, it is accounted for as a disposal of the entire interest in that investee, with a resulting gain or loss being recognised in profit or loss. Any interest retained in that former investee at the date when joint control is lost is recognised at fair value and this amount is regarded as the fair value on initial recognition of a financial asset (see Note 4(j)).

In the Company's statement of financial position, investments in joint ventures are stated at cost less impairment losses (see Note 4(d)), unless classified as held for sale (or included in a disposal group that is classified as held for sale) (see Note 4(e)).

4 主要會計政策概要(續)

(b) 合營企業(續)

本集團與其合營企業交易所產生之未變現溢利及虧損，按本集團所持投資對象之權益對銷，惟倘所轉讓資產之未變現虧損出現減值跡象，則即時於損益中確認。

倘於合營企業之投資變為於聯營公司之投資，則不會重新計量保留權益。反之，該投資繼續根據權益法入賬。

若屬其他情況，當本集團不再對合營企業有共同控制權時，按出售有關投資對象之全部權益列賬，由此產生之收益或虧損在損益內確認。在喪失共同控制權當日所保留有關前投資對象之權益按公允值確認，而此金額在初次確認金融資產時當作公允值（見附註4(j)）。

於公司財務狀況表中，除非分類為持有作銷售（或計入分類為持作出售之出售組別）（見附註4(d)），否則於合營企業之投資按成本減減值虧損列賬（見附註4(e)）。

4 SUMMARY OF SIGNIFICANT ACCOUNTING POLICIES (CONTINUED)

(c) Goodwill

Goodwill represents the excess of

- (i) the aggregate of the fair value of the consideration transferred, the amount of any non-controlling interest in the acquiree and the fair value of the Group's previously held equity interest in the acquiree; over
- (ii) the net fair value of the acquiree's identifiable assets and liabilities measured as at the acquisition date.

When (ii) is greater than (i), then this excess is recognised immediately in profit or loss as a gain on a bargain purchase.

Goodwill is stated at cost less accumulated impairment losses. Goodwill arising on a business combination is allocated to each cash-generating unit, or groups of cash generating units, that is expected to benefit from the synergies of the combination and is tested annually for impairment (see Note 4(d)).

On disposal of a cash generating unit during the year, any attributable amount of purchased goodwill is included in the calculation of the profit or loss on disposal.

4 主要會計政策概要(續)

(c) 商譽

商譽指(i)超過(ii)之數額

- (i) 所轉讓代價之公允值、於被收購方之非控股股東權益數額及本集團以往持有被收購方股本權益之公允值三者合計；
- (ii) 被收購方可識別資產及負債按收購日期計量之淨公允值。

當(ii)大於(i)時，超出之數額即時於損益中確認或確認為議價收購之收益。

商譽按成本減累計減值虧損後列賬。業務合併產生之商譽將分配至預期可透過合併之協同效益獲利之各現金產生單位或現金產生單位組別，並每年檢討減值（見附註4(d)）。

於年內出售現金產生單位之任何應佔購入商譽金額均包括於出售時之損益內。

4 SUMMARY OF SIGNIFICANT ACCOUNTING POLICIES (CONTINUED)

(d) Impairment of Non-financial Assets

(i) Internal and external sources of information are reviewed at the end of each reporting period to identify indications that the following assets may be impaired or, except in the case of goodwill, an impairment loss previously recognised no longer exists or may have decreased:

- property, plant and equipment, including right-of-use assets (other than buildings held for own use carried at revalued amounts);
- intangible assets;
- goodwill; and
- investments in subsidiaries and joint ventures in the Company's statement of financial position.

If any such indication exists, the asset's recoverable amount is estimated. In addition, for goodwill, intangible assets that are not yet available for use and intangible assets that have indefinite useful lives, the recoverable amount is estimated annually whether or not there is any indication of impairment.

– Calculation of recoverable amount

The recoverable amount of an asset is the greater of its fair value less costs of disposal and value in use. In assessing value in use, the estimated future cash flows are discounted to their present value using a pre-tax discount rate that reflects current market assessments of the time value of money and the risks specific to the asset. Where an asset does not generate cash inflows largely independent of those from other assets, the recoverable amount is determined for the smallest group of assets that generates cash inflows independently (i.e. a cash-generating unit).

4 主要會計政策概要(續)

(d) 非金融資產減值

(i) 本集團會於每個報告期末檢討內部及外界資料來源以確定下列資產有否出現減值之跡象，或過往確認之減值虧損（商譽減值除外）是否不再存在或已減少：

- 物業、廠房及設備，包括使用權資產（按重估金額列賬之持作自用樓宇除外）；
- 無形資產；
- 商譽；及
- 財務狀況表中，本公司於附屬公司及合營企業之投資。

倘存在任何該等跡象，則資產之可收回數額乃為估計。此外，就商譽、未可動用之無形資產及擁有無限可使用年期之無形資產而言，不論是否有任何減值跡象，均須每年估計可收回數額。

– 計算可收回數額

資產之可收回數額指其公允值減銷售成本與使用價值之較高者。評估其使用價值時，估計未來現金流量按可反映貨幣時間價值與相關資產特有風險之現時市場評估之稅前貼現率貼現成現值。倘若資產所產生之現金流入大致上不獨立於其他資產所產生之現金流入，則以能獨立產生現金流入之最小資產類別（即現金產生單位）釐定可收回數額。

4 SUMMARY OF SIGNIFICANT ACCOUNTING POLICIES (CONTINUED)

(d) Impairment of Non-financial Assets (Continued)

(i) (Continued)

– Recognition of impairment losses

An impairment loss is recognised in profit or loss if the carrying amount of an asset, or the cash-generating unit to which it belongs, exceeds its recoverable amount. Impairment losses recognised in respect of cash-generating units are allocated first to reduce the carrying amount of any goodwill allocated to the cash-generating unit (or group of units) and then, to reduce the carrying amount of the other assets in the unit (or group of units) on a pro rata basis, except that the carrying value of an asset will not be reduced below its individual fair value less costs of disposal (if measurable) or value in use (if determinable).

– Reversals of impairment losses

In respect of assets other than goodwill, an impairment loss is reversed if there has been a favourable change in the estimates used to determine the recoverable amount. An impairment loss in respect of goodwill is not reversed.

A reversal of an impairment loss is limited to the asset's carrying amount that would have been determined had no impairment loss been recognised in prior years. Reversals of impairment losses are credited to profit or loss in the year in which the reversals are recognised.

4 主要會計政策概要 (續)

(d) 非金融資產減值 (續)

(i) (續)

– 確認減值虧損

倘資產或其所屬現金產生單位之賬面值高於其可收回金額，則於損益表確認減值虧損。現金產生單位之已確認減值虧損先於任何分配至一項（或一組）現金產生單位之商譽賬面值扣減，然後按比例於該項（或該組）單位之其他資產賬面值扣減，惟資產賬面值不可減至低於其個別公允值減出售成本（如可計量）或使用價值（如可計算）。

– 撥回減值虧損

就不包括商譽的資產而言，倘若用作計算可收回數額之估計出現有利變動，則可撥回資產之減值虧損。商譽之減值虧損不予撥回。

撥回之減值虧損以假設過往年度並無確認減值之資產賬面值為限。減值虧損撥回於撥回確認之年度計入損益。

4 SUMMARY OF SIGNIFICANT ACCOUNTING POLICIES (CONTINUED)

(d) Impairment of Non-financial Assets (Continued)

(ii) Interim financial reporting and impairment

Under the Rules Governing the Listing of Securities on the Stock Exchange of Hong Kong Limited, the Group is required to prepare an interim financial report in compliance with HKAS 34 *Interim Financial Reporting*, in respect of the first six months of the financial year. At the end of the interim period, the Group applies the same impairment testing, recognition, and reversal criteria as it would at the end of the financial year (see Notes 4(d)(i) and 4(k)).

(e) Non-current Assets Held-for-sale

Non-current assets are classified as held-for-sale when their carrying amount is to be recovered principally through a sale transaction and a sale is considered highly probable. The non-current assets are stated at the lower of carrying amount and fair value less costs to sell. Deferred tax assets, assets arising from employee benefits, financial assets (other than investments in subsidiaries and joint ventures) and investment properties, even if held-for-sale, would continue to be measured in accordance with the policies set out elsewhere in Note 4.

(f) Property, Plant and Equipment and Right-of-use Assets

Ownership interests in buildings held for own use are stated at their revalued amount, being their fair value at the date of the revaluation less any subsequent accumulated depreciation.

Revaluations are performed with sufficient regularity to ensure that the carrying amount of these assets does not differ materially from that which would be determined using fair values at the end of reporting period.

4 主要會計政策概要(續)

(d) 非金融資產減值(續)

(ii) 中期財務報告及減值

香港聯合交易所有限公司證券上市規則規定，本集團須遵照香港會計準則第34號「中期財務報告」編製有關財政年度首六個月之中期財務報告。於中期期末，本集團應用於財政年度終結時所應用之相同減值測試、確認及撥回準則（見附註4(d)(i)及4(k)）。

(e) 持作出售之非流動資產

非流動資產於賬面值將主要透過銷售交易收回，且銷售被視為很可能實現時，分類為持作出售。非流動資產按賬面金額與公允值減出售成本之較低者列賬。遞延稅項資產、員工福利所產生之資產、金融資產（於附屬公司及合營企業之投資除外）及投資物業即使持作出售，亦會繼續按照附註4其他部份所載政策計量。

(f) 物業、廠房及設備及使用權資產

持作自用樓宇之所有權權益按重估金額（即於重估當日之公允值減去任何其後之累計折舊）列賬。

本集團會定期進行重估，以充分確保該等資產之賬面值與使用於報告期末之公允值所釐定者不會有重大差別。

4 SUMMARY OF SIGNIFICANT ACCOUNTING POLICIES (CONTINUED)

(f) Property, Plant and Equipment and Right-of-use Assets (Continued)

Right-of-use assets arising from properties leased for own use and ownership interests in leasehold land held for own use are stated at cost less accumulated depreciation or amortisation and impairment losses (see Note 4(d)).

Changes arising on the revaluation of buildings held for own use are generally dealt with in other comprehensive income and are accumulated separately in equity in the asset revaluation reserve. The only exceptions are as follows:

- when a deficit arises on revaluation, it will be charged to profit or loss to the extent that it exceeds the amount held in the reserve in respect of that same asset immediately prior to the revaluation; and
- when a surplus arises on revaluation, it will be credited to profit or loss to the extent that a deficit on revaluation in respect of that same asset had previously been charged to profit or loss.

The cost of self-constructed items of property, plant and equipment includes the cost of materials, direct labour, the initial estimate, where relevant, of the costs of dismantling and removing the items and restoring the site on which they are located, and an appropriate proportion of production overheads and borrowing costs (see Note 4(x)).

Gains or losses arising from the retirement or disposal of an item of property, plant and equipment are determined as the difference between the net disposal proceeds and the carrying amount of the item and are recognised in profit or loss on the date of retirement or disposal. Any related revaluation surplus is transferred from the revaluation reserve to retained profits and is not reclassified to profit or loss.

4 主要會計政策概要 (續)

(f) 物業、廠房及設備及使用權資產 (續)

自用租賃物業及持作自用租賃土地之所有權權益產生之使用權資產按成本減去累計折舊或攤銷及減值虧損列賬(見附註4(d))。

重估持作自用樓宇產生之變動一般於其他全面收入內處理，並於權益內之土地及資產重估儲備分開累計。惟以下情況除外：

- 倘出現重估虧絀，則以虧絀額超過就該資產於緊接重估前計入儲備之數額為限，自損益賬扣除；及
- 倘以往曾將同一項資產之重估虧絀自損益賬扣除，則在出現重估盈餘時計入損益賬。

自建物業、廠房及設備項目之成本包括材料成本、直接勞工、初步估計(倘適用)、拆卸及拆除項目及於該等物業所在地進行恢復之成本，以及適當比例之間接費用及撥充資本之借款成本(見附註4(x))。

報廢或出售物業、廠房及設備項目產生之收益或虧損按出售所得款項淨額與該項目賬面值之差額釐定，並於報廢或出售當日於損益賬確認。任何相關重估盈餘自重估儲備轉撥至保留溢利，不會重新分類計入損益賬。

4 SUMMARY OF SIGNIFICANT ACCOUNTING POLICIES (CONTINUED)

(f) Property, Plant and Equipment and Right-of-use Assets (Continued)

Depreciation is calculated to write off the cost or valuation of items of property, plant and equipment, less their estimated residual value, if any, using the straight line method over their estimated useful lives as follows:

- Leasehold land is depreciated over the unexpired term of lease.
- Buildings held for own use situated on leasehold land are depreciated over the shorter of the unexpired term of lease and their estimated useful lives, being no more than 50 years after the date of completion.
- Properties leased for own use are depreciated over the lease term.
- Machinery and equipment 5 – 12 years
- Furniture and fixture 5 years
- Motor vehicles 5 years
- Leasehold improvements 5 – 12 years

Construction in progress represents factory buildings, office premises and workers' dormitories and related infrastructure projects under construction, which is stated at cost less any impairment losses, and is not depreciated. Cost comprises the direct costs of construction during the period of construction. Construction in progress is reclassified to the appropriate category of property, plant and equipment when completed and ready for use.

4 主要會計政策概要(續)

(f) 物業、廠房及設備及使用權資產(續)

折舊乃按照以下估計可使用年期以直線法撇銷物業、廠房及設備項目之成本值或重估值減估計殘值(如有)計算:

- 租賃土地按租約尚餘年期折舊。
- 租賃土地上所建持作自用樓宇按租約尚餘年期及其估計使用年期(不多於建成日期後50年)之較短者折舊。
- 自用租賃物業按租約年期折舊。
- 機器及設備 5 – 12年
- 傢俬及裝置 5年
- 車輛 5年
- 租賃物業裝修 5 – 12年

在建工程指在建廠房樓宇、辦公室物業、員工宿舍及相關基礎建設項目，按成本減任何減值虧損列賬，且不作折舊。成本包括建築期間之直接建築成本。在建工程於竣工及可供使用時重新歸類為物業、廠房及設備之適當類別。

4 SUMMARY OF SIGNIFICANT ACCOUNTING POLICIES (CONTINUED)

(g) Investment Properties

Investment properties are land and/or buildings which are owned or held under a leasehold interest (see Note 4(i)) to earn rental income and/or for capital appreciation. These include land held for a currently undetermined future use and property that is being constructed or developed for future use as investment property.

Investment properties are stated at fair value, unless they are still in the course of construction or development at the end of the reporting period and their fair value cannot be reliably measured at that time. Any gain or loss arising from a change in fair value or from the retirement or disposal of an investment property is recognised in profit or loss. Rental income from investment properties is accounted for as described in Note 4(u).

(h) Intangible Assets (Other Than Goodwill)

Expenditure on research activities is recognised as an expense in the period in which it is incurred. Expenditure on development activities is capitalised if the product or process is technically and commercially feasible and the Group has sufficient resources and the intention to complete development. The expenditure capitalised includes the costs of materials, direct labour, and an appropriate proportion of overheads and borrowing costs, where applicable. Capitalised development costs are stated at cost less accumulated amortisation and impairment losses (see Note 4(d)). Other development expenditure is recognised as an expense in the period in which it is incurred.

Other intangible assets that are acquired by the Group are stated at cost less accumulated amortisation (where the estimated useful life is finite) and impairment losses (see Note 4(d)). Expenditure on internally generated goodwill and brands is recognised as an expense in the period in which it is incurred.

4 主要會計政策概要 (續)

(g) 投資物業

投資物業為賺取租金收入及／或為資本增值而以租賃權益擁有或持有之土地及／或樓宇(見附註4(i))，當中包括就尚未確定未來用途持有之土地及正在建造或開發以供日後用作投資物業之物業。

投資物業按公允值列賬，除非於報告期末仍在建造或開發及於當時不能可靠地確定公允值則除外。投資物業公允值之變動，或報廢或處置投資物業所產生之任何收益或虧損均在損益中確認。投資物業之租金收入按照附註4(u)所述方式入賬。

(h) 無形資產 (商譽除外)

研究活動支出於其產生期間確認為開支。倘產品或程序在技術及商業上均屬可行，而本集團有充裕資源及意向完成開發，則開發活動支出撥作資本。資本化支出包括物料成本、直接勞工及適當比例之其他費用以及借貸成本(倘適用)。資本化開發成本按成本減累積攤銷及減值虧損(見附註4(d))列賬。其他開發開支已於其產生期間確認為開支。

本集團所購入之其他無形資產按成本減累計攤銷(倘估計可使用年期為有限)及減值虧損(見附註4(d))列賬。有關內部產生之商譽及品牌支出於其產生期間確認為開支。

4 SUMMARY OF SIGNIFICANT ACCOUNTING POLICIES (CONTINUED)

(h) Intangible Assets (Other Than Goodwill) (Continued)

Amortisation of intangible assets with finite useful lives is charged to profit or loss on a straight-line basis over the assets' estimated useful lives. The following intangible assets with finite useful lives are amortised from the date they are available for use and their estimated useful lives are as follows:

- Brand name	20 years
- Computer software	5 years

Both the period and method of amortisation are reviewed annually.

Intangible assets are not amortised while their useful lives are assessed to be indefinite. Any conclusion that the useful life of an intangible asset is indefinite is reviewed annually to determine whether events and circumstances continue to support the indefinite useful life assessment for that asset. If they do not, the change in the useful life assessment from indefinite to finite is accounted for prospectively from the date of change and in accordance with the policy for amortisation of intangible assets with finite lives as set out above.

(i) Leased Assets

At inception of a contract, the Group assesses whether the contract is, or contains, a lease. A contract is, or contains, a lease if the contract conveys the right to control the use of an identified asset for a period of time in exchange for consideration. Control is conveyed where the customer has both the right to direct the use of the identified asset and to obtain substantially all of the economic benefits from that use.

4 主要會計政策概要(續)

(h) 無形資產(商譽除外)(續)

具有有限使用年期之無形資產攤銷是於資產估計可使用年內以直線法在損益中扣除。以下具有有限使用年期之無形資產由可供使用當日起攤銷，其估計可使用年期如下：

- 品牌名稱	20年
- 電腦軟件	5年

攤銷之年期及方法每年審閱。

倘無形資產被評定為可無限期使用，則不會作攤銷。無形資產可無限期使用之任何結論每年會作檢討，以釐定有關事件及情況是否繼續支持有關資產可無限期使用之評估。如情況有變，則會自轉變日期起就使用年期從無限轉為有限之評定作會計處理，並根據上述有限可使用年期之無形資產攤銷政策入賬。

(i) 租賃資產

本集團會於合約初始生效時評估該合約是否屬租賃或包含租賃。倘合約為換取代價而給予在一段時間內控制可識別資產使用之權利，則該合約屬租賃或包含租賃。倘客戶有權主導可識別資產之使用及從該使用中獲取幾乎所有之經濟收益，則表示控制權已轉讓。

4 SUMMARY OF SIGNIFICANT ACCOUNTING POLICIES (CONTINUED)

(i) Leased Assets (Continued)

(i) As a lessee

Where the contract contains lease component(s) and non-lease component(s), the Group has elected not to separate non-lease components and accounts for each lease component and any associated non-lease components as a single lease component for all leases.

At the lease commencement date, the Group recognises a right-of-use asset and a lease liability, except for short-term leases that have a lease term of 12 months or less and leases of low-value assets which, for the Group, are primarily office equipment. When the Group enters into a lease in respect of a low-value asset, the Group decides whether to capitalise the lease on a lease-by-lease basis. The lease payments associated with those leases which are not capitalised are recognised as an expense on a systematic basis over the lease term.

Where the lease is capitalised, the lease liability is initially recognised at the present value of the lease payments payable over the lease term, discounted using the interest rate implicit in the lease or, if that rate cannot be readily determined, using a relevant incremental borrowing rate. After initial recognition, the lease liability is measured at amortised cost and interest expense is calculated using the effective interest method.

4 主要會計政策概要 (續)

(i) 租賃資產 (續)

(i) 作為承租人

倘合約包含租賃部份及非租賃部份，本集團選擇不將非租賃部份區分開來，並將各租賃部份及任何相關非租賃部份入賬為所有租賃之單一租賃部份。

於租賃開始日期，本集團確認使用權資產及租賃負債，惟租賃期為12個月或更短的短期租賃及低價值資產之租賃（就本集團而言，主要為辦公設備）除外。當本集團就低價值資產訂立租賃時，本集團決定是否按逐項租賃基準將租賃資本化。未資本化租賃之相關租賃付款於租賃期內有系統地確認為費用。

倘租賃已經資本化，有關租賃負債將按租賃期內的應付租賃款項的現值初步確認，並採用租賃中所含利率折現，或倘該利率無法及時釐定，則採用有關增量借款利率計算折讓。完成初步確認後，租賃負債以攤銷成本計量，而利息開支則以實際利息法計算。

4 SUMMARY OF SIGNIFICANT ACCOUNTING POLICIES (CONTINUED)

(i) Leased Assets (Continued)

(i) As a lessee (Continued)

The right-of-use asset recognised when a lease is capitalised is initially measured at cost, which comprises the initial amount of the lease liability plus any lease payments made at or before the commencement date, and any initial direct costs incurred. Where applicable, the cost of the right-of-use assets also includes an estimate of costs to dismantle and remove the underlying asset or to restore the underlying asset or the site on which it is located, discounted to their present value, less any lease incentives received. The right-of-use asset is subsequently stated at cost less accumulated depreciation and impairment losses (see Notes 4(d) and 4(f)), except for the right-of-use assets that meet the definition of investment property are carried at fair value in accordance with Note 4(g).

The lease liability is remeasured when there is a change in future lease payments arising from a change in an index or rate, or there is a change in the Group's estimate of the amount expected to be payable under a residual value guarantee, or there is a change arising from the reassessment of whether the Group will be reasonably certain to exercise a purchase, extension or termination option. When the lease liability is remeasured in this way, a corresponding adjustment is made to the carrying amount of the right-of-use asset, or is recorded in profit or loss if the carrying amount of the right-of-use asset has been reduced to zero.

4 主要會計政策概要(續)

(i) 租賃資產(續)

(i) 作為承租人(續)

當租賃資本化時，經確認使用權資產初步按成本計量，包括租賃負債的最初金額加上租賃生效日當日或之前確定的租賃款項，及產生的任何最初直接成本。倘在適用情況下，使用權資產成本亦包括拆除及清理或重置有關資產或其所在位置的估計成本，有關使用權資產成本折現至其現值，減去收到的任何租約獎勵。使用權資產隨後按成本減去累計折舊及減值虧損列賬（見附註4(d)及4(f)），惟符合投資物業定義之使用權資產按照附註4(g)以公允值入賬。

倘因指數或利率變動導致未來租賃款項變動，或因本集團就剩餘價值擔保項下估計應付款項變動，或因重新評估本集團是否合理行使購買、延期或終止選擇權而產生變動，將重新計量租賃負債。倘有關租賃負債按此方式重新計量，使用權資產賬面值會作相應調整，或倘使用權資產賬面值減為零時，則計入損益。

4 SUMMARY OF SIGNIFICANT ACCOUNTING POLICIES (CONTINUED)

(i) Leased Assets (Continued)

(i) As a lessee (Continued)

The lease liability is also remeasured when there is a change in the scope of a lease or the consideration for a lease that is not originally provided for in the lease contract ("lease modification") that is not accounted for as a separate lease. In this case the lease liability is remeasured based on the revised lease payments and lease term using a revised discount rate at the effective date of the modification. The only exceptions are any rent concessions which arose as a direct consequence of the COVID-19 pandemic and which satisfied the conditions set out in paragraph 46B of HKFRS 16 *Leases*. In such cases, the Group took advantage of the practical expedient set out in paragraph 46A of HKFRS 16 and recognised the change in consideration as if it were not a lease modification.

The Group presents right-of-use assets that do not meet the definition of investment property in 'property, plant and equipment' and presents lease liabilities separately in the statement of financial position.

(ii) As a lessor

When the Group acts as a lessor, it determines at lease inception whether each lease is a finance lease or an operating lease. A lease is classified as a finance lease if it transfers substantially all the risks and rewards incidental to the ownership of an underlying assets to the lessee. If this is not the case, the lease is classified as an operating lease.

When a contract contains lease and non-lease components, the Group allocates the consideration in the contract to each component on a relative stand-alone selling price basis. The rental income from operating leases is recognised in accordance with Note 4(u)(ii).

4 主要會計政策概要 (續)

(i) 租賃資產 (續)

(i) 作為承租人 (續)

另外，當並非以獨立租賃入賬的租賃範圍或原並無於租賃合約訂明的租賃代價有變（「租賃修改」），租賃負債會重新計量。在此情況下，租賃負債乃根據經修訂租賃付款及租賃條款使用經修訂貼現率於修改生效日期重新計量。唯一例外情況乃2019冠狀病毒病大流行直接後果所產生，且符合香港財務報告準則第16號「租賃」第46B段所載條件的任何租金優惠。在此情況下，本集團運用香港財務報告準則第16號第46A段所載的實際權宜法，以猶如並非租賃修改的方式確認代價轉變。

本集團於「物業、廠房及設備」呈列不符合投資物業定義之使用權資產，以及於財務狀況表獨立呈列租賃負債。

(ii) 作為出租人

當本集團擔任出租人時，其於租賃開始時釐定各租賃是否為融資租賃或經營租約。倘相關資產所有權的絕大部份風險及回報轉移至承租人，則租賃將分類為融資租賃。否則，租賃將分類為經營租約。

倘合約包括租賃及非租賃部份，本集團根據相對獨立之售價基準將合約代價分配予各部份。經營租約產生之租金收入根據附註4(u)(ii)確認。

4 SUMMARY OF SIGNIFICANT ACCOUNTING POLICIES (CONTINUED)

(j) Financial Instruments

(i) Recognition and initial measurement

Trade receivables are initially recognised when they are originated. All other financial assets and financial liabilities are initially recognised when the Group becomes a party to the contractual provisions of the instrument.

A financial asset (unless it is a trade receivable without a significant financing component) or financial liability is initially measured at fair value plus, for an item not at FVTPL, transaction costs that are directly attributable to its acquisition or issue. A trade receivable without a significant financing component is initially measured at the transaction price.

(ii) Classification and subsequent measurement

Financial assets

On initial recognition, a financial asset is classified as measured at: amortised cost; fair value through other comprehensive income ("FVOCI") – debt investment; FVOCI – equity investment; or FVTPL.

Financial assets are not reclassified subsequent to their initial recognition unless the Group changes its business model for managing financial assets in which case all affected financial assets are reclassified on the first day of the first reporting period following the change in the business model.

A financial asset is measured at amortised cost if it meets both of the following conditions and is not designated as at FVTPL:

- it is held within a business model whose objective is to hold assets to collect contractual cash flows; and
- its contractual terms give rise on specified dates to cash flows that are solely payments of principal and interest on the principal amount outstanding.

4 主要會計政策概要(續)

(j) 金融工具

(i) 確認及初步計量

應收賬款及債務證券於產生時作初次確認。所有其他金融資產及金融負債於本集團成為該工具合約條款之訂約方時初次確認。

金融資產(除非為沒有重大財務成分之應收賬款)或金融負債以公允值加初步計量,就非按公允值於損益內列賬之項目,則以其收購或發行直接產生之交易成本初步計量。沒有重大財務成分之應收賬款以交易價格初步計量。

(ii) 分類及後續計量

金融資產

初次確認時,金融資產被分類為:以攤銷成本計量;以公允值於其他全面收入內列賬(「以公允值於其他全面收入內列賬」) – 債務投資;以公允值於其他全面收入內列賬 – 股本投資;或按公允值於損益內列賬。

金融資產在初次確認後不會作出重新分類,惟倘本集團改變管理金融資產之業務模式,則所有受影響金融資產於改變業務模式後首個報告期間首天重新分類。

倘金融資產符合以下條件,且並無指定按公允值於損益內列賬,則該金融資產以攤銷成本計量:

- 該資產為在以持有資產以收取合約現金流量為目標之業務模式下持有;及
- 該金融資產之合約條件在特定日期產生之現金流僅為支付本金及未償本金之利息。

4 SUMMARY OF SIGNIFICANT ACCOUNTING POLICIES (CONTINUED)

(j) Financial Instruments (Continued)

(ii) Classification and subsequent measurement (Continued)

Financial assets (Continued)

A debt investment is measured at FVOCI if it meets both of the following conditions and is not designated as at FVTPL:

- it is held within a business model whose objective is achieved by both collecting contractual cash flows and selling financial assets; and
- its contractual terms give rise on specified dates to cash flows that are solely payments of principal and interest on the principal amount outstanding.

On initial recognition of an equity investment that is not held for trading, the Group may irrevocably elect to present subsequent changes in the investment's fair value in OCI. This election is made on an investment-by-investment basis.

All financial assets not classified as measured at amortised cost or FVOCI as described above are measured at FVTPL. This includes all derivative financial assets. On initial recognition, the Group may irrevocably designate a financial asset that otherwise meets the requirements to be measured at amortised cost or at FVOCI as at FVTPL if doing so eliminates or significantly reduces an accounting mismatch that would otherwise arise.

4 主要會計政策概要 (續)

(j) 金融工具 (續)

(ii) 分類及後續計量 (續)

金融資產 (續)

倘債務投資符合以下條件，且並非指定按公允值於損益內列賬，則該債務投資以公允值於其他全面收入內列賬：

- 該債務投資為在以持有資產以收取合約現金流量及銷售金融資產為目標之業務模式下持有；及
- 該債務投資之合約條件在特定日期產生之現金流僅為支付本金及未償本金之利息。

在初次確認並非持作買賣用途之股本投資時，本集團可不可撤回地選擇於其他全面收入中呈列投資公允值後續變動。該選擇乃按投資逐項作出。

所有非上述分類以攤銷成本計量或以公允值於其他全面收入內列賬之金融資產，均按公允值於損益內列賬計量。此包括所有衍生金融資產。在初次確認時，本集團可不可撤回地指定金融資產（在其他方面符合按攤銷成本計量或以公允值於其他全面收入內列賬）為公允值於損益內列賬，前提是有關指定可消除或大幅減少會計錯配發生。

4 SUMMARY OF SIGNIFICANT ACCOUNTING POLICIES (CONTINUED)

(j) Financial Instruments (Continued)

(ii) Classification and subsequent measurement (Continued)

Financial assets (Continued)

Financial assets: Business model assessment

The Group makes an assessment of the objective of the business model in which a financial asset is held at a portfolio level because this best reflects the way the business is managed and information is provided to management. The information considered includes:

- the stated policies and objectives for the portfolio and the operation of those policies in practice. These include whether management's strategy focuses on earning contractual interest income, maintaining a particular interest rate profile, matching the duration of the financial assets to the duration of any related liabilities or expected cash outflows or realising cash flows through the sale of the assets;
- how the performance of the portfolio is evaluated and reported to the Group's management;
- the risks that affect the performance of the business model (and the financial assets held within that business model) and how those risks are managed;
- how managers of the business are compensated – e.g. whether compensation is based on the fair value of the assets managed or the contractual cash flows collected; and
- the frequency, volume and timing of sales of financial assets in prior periods, the reasons for such sales and expectations about future sales activity.

4 主要會計政策概要(續)

(j) 金融工具(續)

(ii) 分類及後續計量(續)

金融資產(續)

金融資產：業務模式評估

本集團在組合層面持有之資產評估業務模式之目標，因為這最能反映業務管理之方法及向管理層提供信息之方式。所考慮信息包括：

- 組合之既定政策和目標以及該等政策之實際操作。這包括管理層策略是否著重獲得合約利息收入、維持特定之利率曲線、將金融資產之期限與任何相關負債或預期現金流出或通過出售資產變現現金流量之期限相配；
- 如何評估組合之表現並向本集團之管理層報告；
- 影響業務模式（及該業務模式下持有之金融資產）表現之風險以及如何管理該等風險；
- 業務管理人員如何獲取薪酬—例如，薪酬是否根據所管理資產之公允值或所收取合約現金流量決定；及
- 過往期間金融資產之出售頻率、數量和出售時點，出售原因以及未來出售活動之預期。

4 SUMMARY OF SIGNIFICANT ACCOUNTING POLICIES (CONTINUED)

(j) Financial Instruments (Continued)

(ii) Classification and subsequent measurement (Continued)

Financial assets (Continued)

Financial assets: Business model assessment (Continued)

Transfers of financial assets to third parties in transactions that do not qualify for derecognition are not considered sales for this purpose, consistent with the Group's continuing recognition of the assets.

Financial assets that are held for trading or are managed and whose performance is evaluated on a fair value basis are measured at FVTPL.

Financial assets: Assessment whether contractual cash flows are solely payments of principal and interest

For the purposes of this assessment, 'principal' is defined as the fair value of the financial asset on initial recognition. 'Interest' is defined as consideration for the time value of money and for the credit risk associated with the principal amount outstanding during a particular period of time and for other basic lending risks and costs (e.g. liquidity risk and administrative costs), as well as a profit margin.

4 主要會計政策概要 (續)

(j) 金融工具 (續)

(ii) 分類及後續計量 (續)

金融資產 (續)

金融資產：業務模式評估 (續)

在不符合終止確認條件下之交易將金融資產轉移至第三方，不會被視為銷售，這與本集團對資產之持續確認一致。

持作買賣用途且其表現以公允值為基準評估和管理之金融資產按公允值於損益內列賬。

金融資產：評估合約現金流量是否僅為支付本金及利息

就評估目的而言，「本金」之定義為金融資產在初次確認時之公允值。「利息」之定義為貨幣之時間價值以及與特定時段內未償還本金有關信貸風險以及其他基本貸款風險及成本（如流動性風險及行政成本）及利潤率之代價。

4 SUMMARY OF SIGNIFICANT ACCOUNTING POLICIES (CONTINUED)

(j) Financial Instruments (Continued)

(ii) Classification and subsequent measurement (Continued)

Financial assets (Continued)

Financial assets: Assessment whether contractual cash flows are solely payments of principal and interest (Continued)

In assessing whether the contractual cash flows are solely payments of principal and interest, the Group considers the contractual terms of the instrument. This includes assessing whether the financial asset contains a contractual term that could change the timing or amount of contractual cash flows such that it would not meet this condition. In making this assessment, the Group considers:

- contingent events that would change the amount or timing of cash flows;
- terms that may adjust the contractual coupon rate, including variable rate features;
- prepayment and extension features; and
- terms that limit the Group's claim to cash flows from specified assets (e.g. non-recourse features).

A prepayment feature is consistent with the solely payments of principal and interest criterion if the prepayment amount substantially represents unpaid amounts of principal and interest on the principal amount outstanding, which may include reasonable additional compensation for early termination of the contract. Additionally, for a financial asset acquired at a significant discount or premium to its contractual par amount, a feature that permits or requires prepayment at an amount that substantially represents the contractual par amount plus accrued (but unpaid) contractual interest (which may also include reasonable additional compensation for early termination) is treated as consistent with this criterion if the fair value of the prepayment feature is insignificant at initial recognition.

4 主要會計政策概要(續)

(j) 金融工具(續)

(ii) 分類及後續計量(續)

金融資產(續)

金融資產：評估合約現金流量是否僅為支付本金及利息(續)

在評估合約現金流量是否僅為支付本金及利息時，本集團考慮工具之合約條款。這包括評估金融資產是否包含可能改變合約現金流量之時點或金額，致使其不符合該項條件。在評估時，本集團考慮：

- 將會改變現金流量金額或時點之或有事件；
- 可調整合約票面利率之條款，包括可變利率特徵；
- 提前還款及延期特徵；及
- 限制本集團要求取得指定資產（如無追索權條款）現金流量之條款。

倘提前償還金額實質上指未償還本金之未支付本金及利息（可能包括提前終止合約之合理額外補償），則提前償還特徵與僅支付本金及利息之標準一致。此外，對於以較合約面值金額重大折讓或有溢價收購之金融資產，倘提前償還特徵公允值在初步確認時並不重大，則允許或要求以合約面值金額加上應計（但未付）合約利息（亦可能包括提前終止合約之合理額外補償）金額償還之特徵被視為與該標準一致。

4 SUMMARY OF SIGNIFICANT ACCOUNTING POLICIES (CONTINUED)

(j) Financial Instruments (Continued)

(ii) Classification and subsequent measurement (Continued)

Financial assets (Continued)

Financial assets: Subsequent measurement and gains and losses

Financial assets at FVTPL 按公允值於損益內列賬之金融資產

These assets are subsequently measured at fair value. Net gains and losses, including any interest or dividend income, are recognised in profit or loss.
該等資產隨後以公允值計量。淨收益及虧損（包括任何利息或股息收入）在損益確認。

Financial assets at amortised cost 以攤銷成本計量之金融資產

These assets are subsequently measured at amortised cost using the effective interest method. The amortised cost is reduced by impairment losses. Interest income, foreign exchange gains and losses and impairment are recognised in profit or loss. Any gain or loss on derecognition is recognised in profit or loss.
該等資產隨後以實際利息法按攤銷成本計量。減值虧損直接沖減攤銷成本。利息收入、外匯收益及虧損以及減值於損益確認。終止確認之任何收益或虧損於損益確認。

Debt investments at FVOCI 以公允值於其他全面收入內 列賬之債務投資

These assets are subsequently measured at fair value. Interest income calculated using the effective interest method, foreign exchange gains and losses and impairment are recognised in profit or loss. Other net gains and losses are recognised in OCI. On derecognition, gains and losses accumulated in OCI are reclassified to profit or loss.
此等資產隨後以公允值計量。以實際利息法計算之利息收入、外匯收益及虧損以及減值於損益確認。其他收益及虧損於其他全面收入確認。於終止確認時，其他全面收入累計之收益及虧損重新分類至損益。

Equity investments at FVOCI 以公允值於其他全面收入內 列賬之股本投資

These assets are subsequently measured at fair value. Dividends are recognised as income in profit or loss unless the dividend clearly represents a recovery of part of the cost of the investment. Other net gains and losses are recognised in OCI and are never reclassified to profit or loss.
此等資產隨後以公允值計量。除非股息明顯為收回該投資部分成本，否則股息於損益確認為收入。其他淨收益及虧損於其他全面收入確認，且永不會重新分類至損益。

4 主要會計政策概要（續）

(j) 金融工具（續）

(ii) 分類及後續計量（續）

金融資產（續）

金融資產：後續計量及收益及虧損

4 SUMMARY OF SIGNIFICANT ACCOUNTING POLICIES (CONTINUED)

(j) Financial Instruments (Continued)

(ii) Classification and subsequent measurement (Continued)

Financial assets (Continued)

Financial liabilities: Classification, subsequent measurement and gains and losses

Financial liabilities are classified as measured at amortised cost or FVTPL. A financial liability is classified as at FVTPL if it is classified as held-for-trading, it is a derivative or it is designated as such on initial recognition. Financial liabilities at FVTPL are measured at fair value and net gains and losses, including any interest expense, are recognised in profit or loss. Other financial liabilities are subsequently measured at amortised cost using the effective interest method. Interest expense and foreign exchange gains and losses are recognised in profit or loss. Any gain or loss on derecognition is also recognised in profit or loss.

(iii) Derecognition

Financial assets

The Group derecognises a financial asset when the contractual rights to the cash flows from the financial asset expire, or it transfers the rights to receive the contractual cash flows in a transaction in which substantially all of the risks and rewards of ownership of the financial asset are transferred or in which the Group neither transfers nor retains substantially all of the risks and rewards of ownership and it does not retain control of the financial asset.

The Group enters into transactions whereby it transfers assets recognised in its statement of financial position, but retains either all or substantially all of the risks and rewards of the transferred assets. In these cases, the transferred assets are not derecognised.

4 主要會計政策概要(續)

(j) 金融工具(續)

(ii) 分類及後續計量(續)

金融資產(續)

金融負債：分類、後續計量以及收益及虧損

金融負債分類為以攤銷成本計量或按公允值於損益內列賬。如金融負債被列為持作買賣用途、衍生工具或在初次確認時被指定為衍生工具，則該金融負債按公允值於損益內列賬。按公允值於損益內列賬之金融負債以公允值計量，淨收益及虧損（包括任何利息開支）則於損益確認。其他金融負債採納實際利率法以攤銷成本後續計量。利息開支以及外匯收益及虧損於損益確認。任何終止確認之收益或虧損亦於損益確認。

(iii) 終止確認

金融資產

本集團僅於自資產收取現金流量之合約權利屆滿，或向另一實體轉讓金融資產及資產所有權絕大部份風險及回報，或本集團並無轉移亦無保留所有絕大部份風險及回報，且無保留對金融資產控制權時，終止確認金融資產。

本集團訂立交易，轉移於其財務狀況表確認之資產，但保留已轉讓金融資產所有或絕大部份風險及回報。於此等情況下，已轉讓資產不會被終止確認。

4 SUMMARY OF SIGNIFICANT ACCOUNTING POLICIES (CONTINUED)

(j) Financial Instruments (Continued)

(iii) Derecognition (Continued)

Financial liabilities

The Group derecognises a financial liability when its contractual obligations are discharged or cancelled, or expired. The Group also derecognises a financial liability when its terms are modified and the cash flows of the modified liability are substantially different, in which case a new financial liability based on the modified terms is recognised at fair value.

On derecognition of a financial liability, the difference between the carrying amount extinguished and the consideration paid (including any non-cash assets transferred or liabilities assumed) is recognised in profit or loss.

(iv) Offsetting

Financial assets and financial liabilities are offset and the net amount presented in the statement of financial position when, and only when, the Group currently has a legally enforceable right to set off the amounts and it intends either to settle them on a net basis or to realise the asset and settle the liability simultaneously.

4 主要會計政策概要 (續)

(j) 金融工具 (續)

(iii) 終止確認 (續)

金融負債

本集團在合約責任獲解除、取消或屆滿時，終止確認金融負債。倘金融負債之條款被修改，而經修改負債之現金流量在很大程度上不同，於此情況下，新金融負債將根據經修改條款以公允值確認。

於終止確認金融負債時，原賬面值與已付代價（包括任何已轉移非現金資產或經假設負債）之差於損益確認。

(iv) 抵銷

只有本集團現時存在一項可依法強制執行之權利可抵銷已確認金融資產與金融負債，且有意以淨額結算或同時變現資產及償付債務，則兩者可予抵銷，且其淨額列入財務狀況表內。

4 SUMMARY OF SIGNIFICANT ACCOUNTING POLICIES (CONTINUED)

(k) Impairment of Financial Assets

Financial instruments

The Group recognises loss allowances for expected credit losses (“ECLs”) on the financial assets measured at amortised cost.

The Group measures loss allowances at an amount equal to lifetime ECLs, except for the following, which are measured as 12-month ECLs:

- loans to a joint venture and amounts due from joint ventures that are determined to have low credit risk at the reporting date; and
- deposits and other receivables and bank balances for which credit risk (i.e. the risk of default occurring over the expected life of the financial instrument) has not increased significantly since initial recognition.

Loss allowances for trade receivables are always measured at an amount equal to lifetime ECLs.

When determining whether the credit risk of a financial asset has increased significantly since initial recognition and when estimating ECLs, the Group considers reasonable and supportable information that is relevant and available without undue cost or effort. This includes both quantitative and qualitative information and analysis, based on the Group’s historical experience and informed credit assessment and including forward-looking information.

The Group assumes that the credit risk on a financial asset has increased significantly if it is more than 180 days past due and without any business relationship.

4 主要會計政策概要(續)

(k) 金融資產減值

金融工具

本集團基於按攤銷成本計量之金融資產確認預期信用虧損(「預期信用虧損」)之虧損撥備。

本集團以與存續期內預期信用虧損相等金額計量虧損撥備，惟下述者以12個月內預期信用虧損金額計量：

- 於報告日期釐定為低信貸風險之給予一間合營企業之貸款及應收合營企業款項；及
- 存款及其他應收款項及銀行結餘之信用風險(即金融工具預期年期內發生違約之風險)自初次確認並無顯著增加。

應收賬款虧損撥備一直以與存續期內預期信用虧損相等之金額計量。

當確定金融資產信貸風險有否自初次確認後大幅增加，及在估計預期信用虧損時，本集團會考慮在無需付出過多成本及努力下即可獲得之相關合理可靠資料。這包括根據本集團過往經驗及已知信用評估得出之定量和定性資料及分析，包括前瞻性資料。

本集團假設，當金融資產超過到期日180天且並無任何業務關係，其信貸風險將大幅增加。

4 SUMMARY OF SIGNIFICANT ACCOUNTING POLICIES (CONTINUED)

(k) Impairment of Financial Assets (Continued)

Financial instruments (Continued)

The Group considers a financial asset to be in default when:

- the borrower is unlikely to pay its credit obligations to the Group in full, without recourse by the Group to actions such as realising security (if any is held); or
- the financial asset is more than 180 days past due.

Lifetime ECLs are the ECLs that result from all possible default events over the expected life of a financial instrument.

12-month ECLs are the portion of ECLs that result from default events that are possible within the 12 months after the reporting date (or a shorter period if the expected life of the instrument is less than 12 months).

The maximum period considered when estimating ECLs is the maximum contractual period over which the Group is exposed to credit risk.

Measurement of ECLs

ECLs are a probability-weighted estimate of credit losses. Credit losses are measured as the present value of all cash shortfalls (i.e. the difference between the cash flows due to the entity in accordance with the contract and the cash flows that the Group expects to receive).

ECLs are discounted at the effective interest rate of the financial asset.

4 主要會計政策概要 (續)

(k) 金融資產減值 (續)

金融工具 (續)

本集團認為金融資產將在下列情況下屬違約：

- 在不借助本集團資源作出行動（如變現抵押品（倘持有））之情況下，借貸人將無法向本集團悉數償還其信貸責任；或
- 金融資產逾期超過180天。

整個存續期預期信用虧損是預計金融工具在整個存續期內所有可能發生之違約事件而導致之預期信用虧損。

12個月之預期信用虧損是指因結算日後12個月內（或倘該工具預計存續期少於12個月，則為較短期間）可能發生之金融工具違約事件而導致部份預期信用虧損。

在估計預期信用虧損時所考慮之最長期間是本集團面臨信貸風險之最長合約期間。

計量預期信用虧損

預期信用虧損是信用虧損之概率加權估計。信用虧損以所有現金所缺金額現值（即根據合約應償還予實體之現金流量與本集團預計收到之現金流量之間之差額）計量。

預期信用虧損以金融資產之實際利率折舊。

4 SUMMARY OF SIGNIFICANT ACCOUNTING POLICIES (CONTINUED)

(k) Impairment of Financial Assets (Continued)

Credit-impaired financial assets

At each reporting date, the Group assesses whether financial assets carried at amortised cost are credit-impaired. A financial asset is 'credit-impaired' when one or more events that have a detrimental impact on the estimated future cash flows of the financial asset have occurred.

Evidence that a financial asset is credit-impaired includes the following observable data:

- significant financial difficulty of the borrower or issuer;
- breach of contract such as a default or being more than 180 days past due;
- the restructuring of a loan or advance by the Group on terms that the Group would not consider otherwise;
- it is probable that the borrower will enter bankruptcy or other financial reorganisation; or
- the disappearance of an active market for a security because of financial difficulties.

Presentation of allowance for ECLs in the statement of financial position

Loss allowances for financial assets measured at amortised cost are deducted from the gross carrying amount of the assets.

4 主要會計政策概要(續)

(k) 金融資產減值(續)

信用減值之金融資產

在各報告日期，本集團評估金融資產是否以攤銷成本計量，是否有出現信用減值。當發生一項或多項對金融資產預計未來現金流量有不利影響之事件時，金融資產將產生「信用減值」。

金融資產信用減值之證據包括以下可觀察數據：

- 借款人或發行人出現重大財政困難；
- 違反合約，如違約或逾期超過180天；
- 本集團根據其他情況下不會考慮之條款重組貸款或墊款；
- 借款人或會破產或進行其他財務重組；或
- 因財政困難而導致某抵押品失去活躍市場。

在財務狀況表中呈列預期信用虧損之撥備

以攤銷成本計量的金融資產之虧損撥備從資產之總賬面值中扣除。

4 SUMMARY OF SIGNIFICANT ACCOUNTING POLICIES (CONTINUED)

(k) Impairment of Financial Assets (Continued)

Write-off

The gross carrying amount of a financial asset is written off (either partially or in full) to the extent that there is no realistic prospect of recovery. This is generally the case when the Group determines that the debtor does not have assets or sources of income that could generate sufficient cash flows to repay the amounts subject to the write-off. However, financial assets that are written off could still be subject to enforcement activities in order to comply with the Group's procedures for recovery of amounts due.

(l) Derivative Financial Instruments

The Group uses derivative financial instruments such as interest rate swaps to manage its risks associated with interest rate and foreign currency fluctuations. Derivative financial instruments are recognised at fair value. At the end of each reporting period the fair value is remeasured. The gain or loss on remeasurement to fair value is recognised immediately in profit or loss. Derivatives are carried as assets when the fair value is positive and as liabilities when the fair value is negative.

(m) Inventories

Inventories are assets which are held for sale in the ordinary course of business, in the process of production for such sale or in the form of materials or suppliers to be consumed in the production process.

Inventories are carried at the lower of cost and net realisable value.

Cost is calculated using the weighted average cost formula and comprises all costs of purchase, costs of conversion and other costs incurred in bringing the inventories to their present location and condition.

Net realisable value is the estimated selling price in the ordinary course of business less the estimated costs of completion and the estimated costs necessary to make the sale.

4 主要會計政策概要 (續)

(k) 金融資產減值 (續)

撇銷

若日後實際上不可收回款項，本集團會撇銷（部份或全部）金融資產之總賬面值。該情況通常出現在本集團確定債務人沒有資產或收入來源以可產生足夠之現金流量償還應撇銷金額。然而，已撇銷金融資產仍可能受到執行活動之影響，以遵守本集團收回應收金額之程序。

(l) 衍生金融工具

本集團使用衍生金融工具，例如利率掉期合約，管理其與利率及外幣波動有關之風險。衍生金融工具按公允值確認。於每個報告期間結束時公允值則重新計量。重新計量公允值之收益或虧損即時於損益賬確認。倘衍生工具之公允值為正數則以資產列賬，若為負數則以負債列賬。

(m) 存貨

存貨是指日常業務過程中持有以作銷售、處於為該等銷售之生產過程中，或在生產過程中所耗用材料或物料形式持有之資產。

存貨乃按成本與可變現淨值之較低者列賬。

成本乃按加權平均成本法計算，並且包括所有採購成本、轉換成本及將存貨運往現址及變成現狀所涉及之其他成本。

可變現淨值是在日常業務過程中之估計售價減估計完成成本及完成銷售之估計所需成本。

4 SUMMARY OF SIGNIFICANT ACCOUNTING POLICIES (CONTINUED)

(m) Inventories (Continued)

When inventories are sold, the carrying amount of those inventories is recognised as an expense in the period in which the related revenue is recognised.

The amount of any write-down of inventories to net realisable value and all losses of inventories are recognised as an expense in the period the write-down or loss occurs. The amount of any reversal of any write-down of inventories is recognised as a reduction in the amount of inventories recognised as an expense in the period in which the reversal occurs.

(n) Trade and Other Receivables

A receivable is recognised when the Group has an unconditional right to receive consideration. A right to receive consideration is unconditional if only the passage of time is required before payment of that consideration is due. If revenue has been recognised before the Group has an unconditional right to receive consideration, the amount is presented as a contract asset.

Receivables are stated at amortised cost using the effective interest method less allowance for credit losses (see Note 4(k)).

(o) Cash and Cash Equivalents

In the consolidated cash flow statement, cash and cash equivalents comprise cash in hand, deposits held at call with banks, other short-term highly liquid investments with original maturity of three months or less, and bank overdrafts. In the consolidated and the Company's statement of financial position, bank overdrafts are shown within borrowings in current liabilities. Cash and cash equivalents are assessed for ECLs in accordance with the policy set out in Note 4(k).

4 主要會計政策概要(續)

(m) 存貨(續)

存貨出售時，該等存貨之賬面值於確認有關收益之期間確認為開支。

將存貨撇減至可變現淨值之數額和所有存貨虧損均在出現撇減或虧損之期內確認為開支。任何存貨撇減撥回金額確認為存貨金額減少，並於撥回發生期間確認為開支。

(n) 應收賬款及其他應收款項

應收款項於本集團有無條件權利收取代價時確認。倘該代價到期付款前僅需待時間推移，則收取代價之權利為無條件。倘於本集團有無條件權利收取代價前已確認收入，則該收入金額呈列為合約資產。

應收款項以實際利率法按攤銷成本減信用虧損撥備列賬(見附註4(k))。

(o) 現金及現金等值物

於綜合現金流量表內，現金及現金等值物包括手頭現金、活期銀行存款、其他原到期日為3個月或以下之短期高流通投資及銀行透支。銀行透支在綜合及公司財務狀況表中列作流動負債項下之借貸。根據附註4(k)所載政策，現金及現金等值物就預期信用虧損進行評估。

4 SUMMARY OF SIGNIFICANT ACCOUNTING POLICIES (CONTINUED)

(p) Trade and Bills Payables, Other Payables and Contract Liabilities

Trade and bills payables are obligations to pay for goods that have been acquired in the ordinary course of business from suppliers. Payables are classified as current liabilities if payment is due within one year or less (or in the normal operating cycle of the business if longer). If not, they are presented as non-current liabilities.

Payables are recognised initially at fair value and subsequently measured at amortised cost using the effective interest method.

Contract liabilities are recognised (1) when the customer pays non-refundable consideration, or the Group has an unconditional right to receive non-refundable consideration, before the Group recognises the related revenue and (2) for expected volume discounts payable to customers in relation to sales made until the end of the reporting period.

(q) Provisions and Contingent Liabilities

Provisions are recognised when the Group has a legal or constructive obligation arising as a result of a past event, it is probable that an outflow of economic benefits will be required to settle the obligation and a reliable estimate can be made. Where the time value of money is material, provisions are stated at the present value of the expenditure expected to settle the obligation.

Where it is not probable that an outflow of economic benefits will be required, or the amount cannot be estimated reliably, the obligation is disclosed as a contingent liability, unless the probability of outflow of economic benefits is remote. Possible obligations, whose existence will only be confirmed by the occurrence or non-occurrence of one or more future events are also disclosed as contingent liabilities unless the probability of outflow of economic benefits is remote.

4 主要會計政策概要 (續)

(p) 應付賬款及票據、其他應付款項及合約負債

應付賬款及票據為於日常業務過程中從供應商購買貨品之付款責任。如款項於一年或以內(如仍在正常業務週期中,則可較長時間)到期支付,則應付款項分類為流動負債,否則呈列為非流動負債。

應付款項初步按公允值確認,其後採用實際利息法按攤銷成本計量。

(1)於本集團確認相關收入前,當客戶支付不可退回代價,或本集團有無條件權利收取不可退回代價,及(2)就有關報告期間結束前之銷售而應付客戶之預期銷量折扣,有關金額會確認為合約負債。

(q) 撥備及或然負債

倘本集團須就過往事件承擔法律或推定責任,並可能須為履行該責任而付出經濟利益,且能夠作出可靠估計,則確認撥備。倘貨幣之時間價值重大,則撥備按預計履行責任所需開支之現值列賬。

倘不一定需要付出經濟利益,或是無法可靠地估計有關金額,則將有關責任披露為或然負債,除非付出經濟效益之可能性甚低。如果本集團可能須承擔之責任須視乎某宗或多宗未來事件會否發生方能確定是否存在,則該等責任亦會披露為或然負債,除非付出經濟效益之可能性甚低。

4 SUMMARY OF SIGNIFICANT ACCOUNTING POLICIES (CONTINUED)

(r) Share Capital

Ordinary shares are classified as equity. Incremental costs directly attributable to the issue of new shares or options are shown in equity as a deduction, net of tax, from the proceeds.

(s) Income Tax

Income tax for the year comprises current tax and movements in deferred tax assets and liabilities. Current tax and movements in deferred tax assets and liabilities are recognised in profit or loss except to the extent that they relate to items recognised in other comprehensive income or directly in equity, in which case the relevant amounts of tax are recognised in other comprehensive income or directly in equity, respectively.

Current tax is the expected tax payable on the taxable income for the year, using tax rates enacted or substantively enacted at the end of the reporting period, and any adjustment to tax payable in respect of previous years.

Deferred tax assets and liabilities arise from deductible and taxable temporary differences respectively, being the differences between the carrying amounts of assets and liabilities for financial reporting purposes and their tax bases. Deferred tax assets also arise from unused tax losses and unused tax credits.

4 主要會計政策概要(續)

(r) 股本

普通股分類為權益。因發行新股或購股權而直接產生之遞增成本於權益內列為所得款項之減項，並扣除稅項。

(s) 所得稅

本年度所得稅包括即期稅項以及遞延稅項資產及負債之變動。即期稅項以及遞延稅項資產及負債之變動於損益確認，除非其與於其他全面收入確認或直接於權益確認之項目有關，在此情況下，相關稅項金額分別於其他全面收入或直接益權益確認。

即期稅項為預期就本年度應課稅收入按於報告期末已頒佈或實質已頒佈稅率計算之應付之稅項，以及對過往年度應付稅項之任何調整。

遞延稅項資產及負債分別源自可扣稅及應課稅暫時性差額，即為財務報告目的及其稅基而言之資產與負債賬面值之差額。遞延稅項資產亦源自未動用稅項虧損及未動用稅項抵免。

4 SUMMARY OF SIGNIFICANT ACCOUNTING POLICIES (CONTINUED)

(s) Income Tax (Continued)

Apart from certain limited exceptions, all deferred tax liabilities, and all deferred tax assets to the extent that it is probable that future taxable profits will be available against which the asset can be utilised, are recognised. Future taxable profits that may support the recognition of deferred tax assets arising from deductible temporary differences include those that will arise from the reversal of existing taxable temporary differences, provided those differences relate to the same taxation authority and the same taxable entity, and are expected to reverse either in the same period as the expected reversal of the deductible temporary difference or in periods into which a tax loss arising from the deferred tax asset can be carried back or forward. The same criteria are adopted when determining whether existing taxable temporary differences support the recognition of deferred tax assets arising from unused tax losses and credits, that is, those differences are taken into account if they relate to the same taxation authority and the same taxable entity, and are expected to reverse in a period, or periods, in which the tax loss or credit can be utilised.

The limited exceptions to recognition of deferred tax assets and liabilities are those temporary differences arising from goodwill not deductible for tax purposes, the initial recognition of assets or liabilities that affect neither accounting nor taxable profit (provided they are not part of a business combination), and temporary differences relating to investments in subsidiaries to the extent that, in the case of taxable differences, the Group controls the timing of the reversal and it is probable that the differences will not reverse in the foreseeable future, or in the case of deductible differences, unless it is probable that they will reverse in the future.

4 主要會計政策概要 (續)

(s) 所得稅 (續)

除若干有限例外情況外，所有遞延稅項負債以及所有遞延稅項資產（只限於可能有未來應課稅溢利用作抵扣有關資產）均會確認。可支持確認由可扣減暫時性差額所產生遞延稅項資產之未來應課稅溢利包括因撥回現有應課稅暫時性差額而產生之金額；但此等差額必須與同一稅務機關及同一應課稅實體有關，並預期在可扣減暫時性差額預計撥回之同一期間或遞延稅項資產所產生稅項虧損可向後期或向前期結轉之期間內撥回。在決定現存應課稅暫時性差額是否支持確認由未動用稅項虧損和抵免所產生之遞延稅項資產時，亦會採用同一準則，即該等差額若與同一稅務機關及同一應課稅實體有關，並預期在能使用稅項虧損或抵免之同一期間內撥回，則會被考慮。

確認遞延稅項資產及負債之有限例外情況為該等自不可扣稅商譽產生之暫時性差額，既不影響會計處理亦不影響應課稅溢利之初次確認資產及負債（惟其不得為業務合併之一部分），以及有關於附屬公司之投資有關之暫時性差額（只限於倘就應課稅差額而言，本集團控制撥回時間，且該差額有可能於可見將來不會撥回，或就可扣減差額而言，除非其有可能於將來撥回）。

4 SUMMARY OF SIGNIFICANT ACCOUNTING POLICIES (CONTINUED)

(s) Income Tax (Continued)

Where investment properties are carried at their fair value in accordance with the accounting policy set out in Note 4(g), the amount of deferred tax recognised is measured using the tax rates that would apply on sale of those assets at their carrying value at the reporting date unless the property is depreciable and is held within a business model whose objective is to consume substantially all of the economic benefits embodied in the property over time, rather than through sale. In all other cases, the amount of deferred tax recognised is measured based on the expected manner of realisation or settlement of the carrying amount of the assets and liabilities, using tax rates enacted or substantively enacted at the end of the reporting period. Deferred tax assets and liabilities are not discounted.

The carrying amount of a deferred tax asset is reviewed at the end of each reporting period and is reduced to the extent that it is no longer probable that sufficient taxable profits will be available to allow the related tax benefit to be utilised. Any such reduction is reversed to the extent that it becomes probable that sufficient taxable profits will be available.

Additional income taxes that arise from the distribution of dividends are recognised when the liability to pay the related dividends is recognised.

Current tax balances and deferred tax balances, and movements therein, are presented separately from each other and are not offset. Current tax assets are offset against current tax liabilities, and deferred tax assets against deferred tax liabilities, if the Company or the Group has the legally enforceable right to set off current tax assets against current tax liabilities and the following additional conditions are met:

- in the case of current tax assets and liabilities, the Company or the Group intends either to settle on a net basis, or to realise the asset and settle the liability simultaneously; or

4 主要會計政策概要(續)

(s) 所得稅(續)

倘投資物業根據附註4(g)所載會計政策按其公允值列賬，則已確認遞延稅項金額以適用於銷售該等資產之稅率按其於報告日期之賬面值計量，除非該物業出現折舊，並於目的為隨時間消耗該物業所附帶之絕大部分經濟利益而非透過銷售之業務模式持有。於所有其他情況，已確認遞延稅項金額按變現或結算該資產及負債賬面值之預期方式以於報告期末已頒佈或實際上已頒佈之稅率計量。遞延稅項資產及負債不會貼現。

遞延稅項資產之賬面值於各報告期末審閱。如果不再可能獲得足夠應課稅溢利以抵扣相關稅項利益，則該遞延稅項資產之賬面值便會調低。如果日後有可能獲得足夠應課稅溢利，則該等削減金額便會撥回。

因分派股息而產生之額外所得稅於確認支付相關股息之負債時確認。

即期稅項結餘及遞延稅項結餘以及其變動額會各自分開呈報且不會互相抵銷。倘本公司或本集團有法定可執行權力以即期稅項資產抵銷即期稅項負債，並且符合下列額外條件，則即期稅項資產可抵銷即期稅項負債，及遞延稅項資產可抵銷遞延稅項負債：

- 倘為即期稅項資產和負債，本集團計劃按淨額基準結算，或同時變現該資產和清償該負債；或

4 SUMMARY OF SIGNIFICANT ACCOUNTING POLICIES (CONTINUED)

(s) Income Tax (Continued)

- in the case of deferred tax assets and liabilities, if they relate to income taxes levied by the same taxation authority on either:
 - the same taxable entity; or
 - different taxable entities, which, in each future period in which significant amounts of deferred tax liabilities or assets are expected to be settled or recovered, intend to realise the current tax assets and settle the current tax liabilities on a net basis or realise and settle simultaneously.

(t) Government Grants

Government grants are recognised in the statement of financial position initially when there is reasonable assurance that they will be received and that the Group will comply with the conditions attaching to them. Grants that compensate the Group for expenses incurred are recognised as income in profit or loss on a systematic basis in the same periods in which the expenses are incurred. Where the grant relates to the prepaid land premium, the fair value is included in non-current liabilities as deferred income. Deferred income is credited to the consolidated statement of profit or loss on a straight-line basis over the lease term of the associated assets.

(u) Revenue Recognition

Income is classified by the Group as revenue when it arises from the sale of goods in the ordinary course of the Group's business.

Revenue is recognised when control over a product is transferred to the customer at the amount of promised consideration to which the Group is expected to be entitled, excluding those amounts collected on behalf of third parties. Revenue excludes value added tax or other sales taxes and is after deduction of any trade discounts.

4 主要會計政策概要 (續)

(s) 所得稅 (續)

- 倘為遞延稅項資產和負債，而此等資產和負債與同一稅務機關就以下其中一項徵收之所得稅有關：
 - 同一應課稅實體；或
 - 不同應課稅實體，此等實體計劃在日後每個預計有大額遞延稅項負債需要清償或大額遞延稅項資產可以收回之期間內，按淨額基準變現即期稅項資產和清償即期稅項負債，或同時變現該資產和清償該負債。

(t) 政府補助

倘合理保證可接收政府補助，且本集團將符合附帶條件，則初步於財務狀況表確認政府補助。補償本集團已產生費用的補助於產生費用的同一期間在損益確認為收入。倘補助與土地預付租賃款有關，則公允值於非流動負債內列為遞延收入。遞延收入於有關資產租期內以直線基準計入綜合損益表。

(u) 收入確認

當於本集團日常業務過程中銷售貨物產生收入時，本集團將其分類為收入。

收入於產品之控制權以本集團預期有權收取所承諾代價金額轉讓予客戶時確認，惟不包括代表第三方收取之代價金額。收入並不包括增值稅，並已扣除任何營業折扣。

4 SUMMARY OF SIGNIFICANT ACCOUNTING POLICIES (CONTINUED)

(u) Revenue Recognition (Continued)

Further details of the Group's revenue and other income recognition policies are as follows:

(i) Sales of electronic products

Revenue is recognised when the customer takes possession of and accepts the products.

(ii) Rental income from operating leases

Rental income receivable under operating leases is recognised in profit or loss in equal instalments over the periods covered by the lease term.

(iii) Dividend income

Dividend income is recognised when the shareholder's right to receive payment is established.

(iv) Interest income

Interest income is recognised as it accrues using the effective interest method.

(v) Employee Benefits

(i) Share option scheme

The Group operates the Share Option Scheme for the purpose of providing incentives and rewards to eligible participants who contribute to the success of the Group's operations. Employees (including directors) of the Group receive remuneration in the form of share-based payment transactions, whereby employees render services as consideration for equity instruments ("equity-settled transactions").

4 主要會計政策概要(續)

(u) 收入確認(續)

有關本集團收入及其他收入確認政策之詳情如下：

(i) 銷售電子產品

收入於客戶取得及接納產品時確認。

(ii) 經營租約租金收入

經營租約項下應收租金收入於租期所涵蓋期間內以等額於損益確認。

(iii) 股息收入

股息收入於確立股東收取股息款項時確認。

(iv) 利息收入

利息收入於其應計時以實際利率法確認。

(v) 僱員福利

(i) 購股權計劃

本集團設有一項購股權計劃，旨在向對本集團成功經營作出貢獻之合資格參與者提供獎勵及回報。本集團之僱員（包括董事）會按以股份支付交易之形式收取酬金，而僱員則提供服務作為股本工具之代價（「股權結算交易」）。

4 SUMMARY OF SIGNIFICANT ACCOUNTING POLICIES (CONTINUED)

(v) Employee Benefits (Continued)

(i) Share option scheme (Continued)

The cost of equity-settled transactions with employees is measured by reference to the fair value at the date at which they are granted. The fair value is determined by using a binomial model, further details of which are given in Note 35 to the financial statements. In valuing the granting of share options, no account is taken of any performance conditions, other than conditions linked to the price of the shares of the Company ("market conditions"), if applicable.

The cost of equity-settled transactions is recognised, together with a corresponding increase in equity, over the period in which the performance and/or service conditions are fulfilled, ending on the date on which the relevant employees become fully entitled to the award (the "vesting date"). The cumulative expense recognised for equity-settled transactions at each end of reporting date until the vesting date reflects the extent to which the vesting period has expired and the Group's best estimate of the number of equity instruments that will ultimately vest. The charge or credit to the consolidated statement of profit or loss for a period represents the movement in the cumulative expense recognised as at the beginning and end of that period.

The dilutive effect of outstanding options is reflected as additional share dilution in the computation of earnings per share.

4 主要會計政策概要 (續)

(v) 僱員福利 (續)

(i) 購股權計劃 (續)

與僱員進行之股權結算交易成本參考授出購股權當日之公允值計量。公允值按二項式模型釐定，其進一步詳情載於財務報表附註35。對授予購股權進行估值時不會計及任何表現條件，惟與本公司股份價格相關之狀況（「市況」）（倘適用）除外。

股權結算交易成本連同權益之相應增加於達到表現及／或服務條件之期間內確認，直至相關僱員完全享有該報酬之日（「歸屬日」）為止。於各報告期末就股權結算交易所確認累計至歸屬日費用反映歸屬期屆滿時之費用，以及本集團對最終歸屬之股本工具數目之最佳估計。期內於綜合損益表扣除或計入之項目指於期初及期終確認之累計費用變動。

未行使購股權之攤薄影響反映為計算每股盈利時之額外股份攤薄效應。

4 SUMMARY OF SIGNIFICANT ACCOUNTING POLICIES (CONTINUED)

(v) Employee Benefits (Continued)

(ii) Pension schemes

The Group operates a defined contribution Mandatory Provident Fund retirement benefit scheme (the "MPF Scheme") under the Mandatory Provident Fund Schemes Ordinance for those employees who are eligible to participate in the MPF Scheme. Contributions are made based on a percentage of the employees' basic salaries and are charged to the consolidated statement of profit or loss as they become payable in accordance with the rules of the MPF Scheme. The assets of the MPF Scheme are held separately from those of the Group in an independently administered fund. The Group's employer contributions vest fully with the employees when contributed into the MPF Scheme.

The employees of the Group's subsidiaries which operate in Mainland China are required to participate in a central pension scheme operated by the local municipal government. These subsidiaries are required to contribute a certain percentage of their payroll costs to the central pension scheme. The contributions are charged to the consolidated statement of profit or loss as they become payable in accordance with the rules of the central pension scheme.

(iii) Defined benefit retirement plan obligations

The Group's net obligation in respect of defined benefit retirement plans is calculated separately for each plan by estimating the amount of future benefit that employees have earned in return for their service in the current and prior periods; that benefit is discounted to determine the present value and the fair value of any plan assets is deducted. The calculation is performed by a qualified actuary using the projected unit credit method. When the calculation results in a benefit to the Group, the recognised asset is limited to the present value of economic benefits available in the form of any future refunds from the plan or reductions in future contributions to the plan.

4 主要會計政策概要(續)

(v) 僱員福利(續)

(ii) 退休金計劃

本集團根據強制性公積金計劃條例為所有合資格參與強制性公積金退休福利計劃(「強積金計劃」)之僱員營辦定額供款強積金計劃。按照強積金計劃之規則，供款乃按僱員基本薪酬之某一百分比釐定，並於應付供款時自綜合損益表扣除。強積金計劃之資產與本集團資產分開處理，另由一個獨立運作之基金管理。本集團之僱主供款一旦注入強積金計劃，即悉數歸屬僱員。

本集團在中國內地經營之附屬公司僱員須參與地方市政府設立之中央退休金計劃。此等附屬公司須按僱員薪資成本之某一百分比向中央退休金計劃供款。供款須於根據中央退休金計劃規則應付時自綜合損益表扣除。

(iii) 界定福利退休金計劃責任

本集團估計僱員現時及以往之服務所賺取之未來福利數額，分開計算其對各界定福利退休金計劃之負債淨額。有關福利將會計算貼現值，並會扣減任何計劃資產之公允值。計算工作是由合資格精算師以預計單位信貸法進行。如計算結果顯示對本集團有盈餘，確認之資產金額將不超過可用之經濟利益之現值，而經濟利益之形式為計劃未來可退回之金額或可扣減之未來供款。

4 SUMMARY OF SIGNIFICANT ACCOUNTING POLICIES (CONTINUED)

(v) Employee Benefits (Continued)

(iii) Defined benefit retirement plan obligations (Continued)

Service cost and net interest expense (income) on the net defined benefit liability (asset) are recognised in profit or loss and allocated by function as part of “cost of sales”, “selling and distribution costs” or “administrative expenses”. Current service cost is measured as the increase in the present value of the defined benefit obligation resulting from employee service in the current period. When the benefits of a plan are changed, or when a plan is curtailed, the portion of the changed benefit related to past service by employees, or the gain or loss on curtailment, is recognised as an expense in profit or loss at the earlier of when the plan amendment or curtailment occurs and when related restructuring costs or termination benefits are recognised. Net interest expense (income) for the period is determined by applying the discount rate used to measure the defined benefit obligation at the beginning of the reporting period to the net defined benefit liability (asset). The discount rate is the yield at the end of the reporting period on high quality corporate bonds that have maturity dates approximating the terms of the Group’s obligations.

Remeasurements arising from defined benefit retirement plans are recognised in other comprehensive income and reflected immediately in retained earnings. Remeasurements comprise actuarial gains and losses, the return on plan assets (excluding amounts included in net interest on the net defined benefit liability (asset)) and any change in the effect of the asset ceiling (excluding amounts included in net interest on the net defined benefit liability (asset)).

4 主要會計政策概要 (續)

(v) 僱員福利 (續)

(iii) 界定福利退休金計劃責任 (續)

服務成本及界定福利負債(資產)之淨利息支出(收入)會於損益中確認且按功能被劃分為「銷售成本」、「銷售及分銷費用」或「行政費用」。本期服務成本之計量乃以僱員當期服務而引起之界定福利負擔現值之增加計算。當計劃之福利改變或計劃縮減時,有關僱員過往服務福利改變之部分,或因縮減而引致之盈虧,會於損益表中列作費用確認;而確認之時間則為,於計劃發生改變或縮減時,及有關重組成本或終結福利確認時,以兩者中較早時間為準。當期之淨利息支出(收入),是以計量報告期期初之界定福利負擔之貼現率,應用於淨界定福利負債(資產)作出計算。貼現率乃參照與集團退休金計劃負擔年期接近之優質公司債券於報告期間結束時之孳息率而定。

界定福利退休金計劃之重新計量於其他全面收入中確認及於保留盈利中立即反映。重新計量包括精算盈餘及虧損、計劃資產回報(不包括已計算於界定福利負債(資產)之淨利息)及資產上限改變之任何影響(不包括已計算於界定福利負債(資產)之淨利息)。

4 SUMMARY OF SIGNIFICANT ACCOUNTING POLICIES (CONTINUED)

(w) Borrowings

Borrowings are measured initially at fair value less transaction costs. Subsequent to initial recognition, borrowings are stated at amortised cost using the effective interest method. Interest expense is recognised in accordance with the Group's accounting policy for borrowing costs (see Note 4(x)).

Borrowings are classified as current liabilities unless the Group has an unconditional right to defer settlement of the liability for at least 12 months after the end of the reporting period.

(x) Borrowing Costs

Borrowing costs that are directly attributable to the acquisition, construction or production of qualifying assets, which necessarily take a substantial period of time to get ready for their intended use or sale, are capitalised as part of the cost of those assets. Other borrowing costs are expensed in the period in which they are incurred.

The capitalisation of borrowing costs as part of the cost of a qualifying asset commences when expenditure for the asset is being incurred, borrowing costs are being incurred and activities that are necessary to prepare the asset for its intended use or sale are in progress. Capitalisation of borrowing costs is suspended or ceases when substantially all the activities necessary to prepare the qualifying asset for its intended use or sale are interrupted or completed.

(y) Dividends

Final dividends proposed by the Directors are classified as a separate allocation of retained profits within the equity section of the statement of financial position, until they have been approved by the shareholders in a general meeting. When these dividends have been approved by the shareholders and declared, they are recognised as a liability.

Interim dividends are recognised as a liability when they have been approved by the shareholders in a general meeting.

4 主要會計政策概要(續)

(w) 借貸

借貸初步按公允值減交易成本計量。於初步確認後，借貸採用實際利率法按攤銷成本列賬。利息開支乃根據本集團有關借貸成本之會計政策進行確認(見附註4(x))。

除非本集團擁有無條件權利，將結付負債之時間延遲至報告期結束後至少12個月，否則借貸會分類為流動負債。

(x) 借貸成本

購置、興建或生產合資格資產(須經一段頗長時間始能投入作擬定用途或出售之資產)直接產生之借貸成本乃資本化為該等資產之成本部份。其他借貸成本於產生期間支銷。

當有關資產乃產生開支、產生借貸成本及就使資產可作擬定用途或出售所需的活動進行時，有關之借貸成本將開始資本化為該合資格資產成本之一部份。當使合資格資產可作擬定用途或出售所需的絕大部份活動中止或完成時，借貸成本亦將會暫停或終止資本化。

(y) 股息

董事擬派之末期股息於財務狀況表之權益部分分類，並列作保留溢利之獨立分配，直至股東於股東大會上批准宣派該等股息。倘此等股息已經股東批准並宣派，則確認為負債。

中期股息由股東於股東大會上批准時確認為負債。

4 SUMMARY OF SIGNIFICANT ACCOUNTING POLICIES (CONTINUED)

(z) Segment Reporting

Operating segments are reported in a manner consistent with the internal reporting provided to the chief operating decision-maker of the Group, which is considered as the Group's executive team, comprising all executive directors and headed by the managing director. The chief operating decision-maker is responsible for allocating resources and assessing performance of the operating segments based on the entity-wide financial information.

(aa) Foreign Currency Translation

(i) Functional and presentation currency

Items included in the financial statements of each of the Group's entities are measured using the currency of the primary economic environment in which the entity operates (the "functional currency"). The consolidated financial statements are presented in Hong Kong dollars ("HK\$"), which is the Company's functional and the Group's presentation currency.

(ii) Transactions and balances

Foreign currency transactions during the year are translated at the foreign exchange rates ruling at the transaction dates. Foreign exchange gains and losses resulting from the settlement of such transactions are recognised in profit or loss.

Monetary assets and liabilities denominated in foreign currencies are translated at the foreign exchange rates ruling at the end of the reporting period. Exchange gains and losses are recognised in profit or loss.

Non-monetary assets and liabilities that are measured in terms of historical cost in a foreign currency are translated using the foreign exchange rates ruling at the transaction dates. The transaction date is the date on which the company initially recognises such non-monetary assets or liabilities. Non-monetary assets and liabilities denominated in foreign currencies that are stated at fair value are translated using the foreign exchange rates ruling at the dates the fair value was measured.

4 主要會計政策概要(續)

(z) 分部報告

經營分部之報告方式與向本集團主要營運決策人提供之內部報告之方式一致，而該主要營運決策人被視為本集團之行政團隊，包括全體執行董事，並由董事總經理帶領。主要營運決策人負責根據整間公司之財務資料對經營分部分配資源及評估表現。

(aa) 外幣換算

(i) 功能及呈列貨幣

本集團旗下各公司之財務報表所列之項目採用該公司經營所在主要經濟環境之貨幣（「功能貨幣」）計量。綜合財務報表以港元（「港元」）呈列，而港元為本公司之功能貨幣及本集團之呈列貨幣。

(ii) 交易與結餘

於本年度，外幣交易按交易日期之外匯匯率換算。結算相關交易產生之匯兌收益及虧損於損益確認。

以外幣計值之貨幣資產及負債於報告期末按外匯匯率換算。匯兌收益及虧損於損益確認。

以外幣按歷史成本計算之非貨幣資產及負債使用於交易日期之匯率換算。交易日期為公司首次確認有關非貨幣資產或負債當日。以外幣計值按公允值列賬的非貨幣資產及負債使用計量公允值當日所報的匯率換算。

4 SUMMARY OF SIGNIFICANT ACCOUNTING POLICIES (CONTINUED)

(aa) Foreign Currency Translation (Continued)

(iii) Group companies

The results and financial position of all the Group entities (none of which has the currency of a hyper-inflationary economy) that have a functional currency different from the presentation currency are translated into the presentation currency as follows:

- (a) assets and liabilities for each statement of financial position presented are translated at the closing rate at the date of that statement of financial position;
- (b) income and expenses for each statement of profit or loss are translated at average exchange rates (unless this average is not a reasonable approximation of the cumulative effect of the rates prevailing on the transaction dates, in which case income and expenses are translated at the rate on the dates of the transactions); and
- (c) all resulting currency translation differences are recognised in other comprehensive income.

Goodwill and fair value adjustments arising on the acquisition of a foreign entity are treated as assets and liabilities of the foreign entity and translated at the closing rate. Currency translation differences arising are recognised in other comprehensive income.

4 主要會計政策概要(續)

(aa) 外幣換算(續)

(iii) 集團公司

本集團內所有功能貨幣有別於呈列貨幣之公司(概無高度通脹性經濟體系之貨幣)之業績及財務狀況,換算為呈列貨幣如下:

- (a) 就每份已呈列財務狀況表而言,資產及負債按該財務狀況表日期之收市匯率換算;
- (b) 就每份損益表而言,收入及開支按平均匯率換算(除非此平均匯率並非交易日期適用匯率累計影響之合理約數,而在此情況下,收入及開支按交易日期之匯率換算);及
- (c) 因此產生之所有匯兌差額於其他全面收入確認。

因收購外國公司而產生之商譽及公允價值調整,均被視為該外國公司之資產及負債,並按收市匯率換算。所產生之匯兌差額於其他全面收入確認。

4 SUMMARY OF SIGNIFICANT ACCOUNTING POLICIES (CONTINUED)

(ab) Financial Guarantee

Financial guarantees are contracts that require the issuer (i.e. the guarantor) to make specified payments to reimburse the beneficiary of the guarantee (the "holder") for a loss the holder incurs because a specified debtor fails to make payment when due in accordance with the terms of a debt instrument.

Financial guarantees issued are initially recognised within "trade and other payables" at fair value, which is determined by reference to fees charged in an arm's length transaction for similar services, when such information is obtainable, or to interest rate differentials, by comparing the actual rates charged by lenders when the guarantee is made available with the estimated rates that lenders would have charged, had the guarantees not been available, where reliable estimates of such information can be made. Where consideration is received or receivable for the issuance of the guarantee, the consideration is recognised in accordance with the Group's policies applicable to that category of asset. Where no such consideration is received or receivable, an immediate expense is recognised in profit or loss.

Subsequent to initial recognition, the amount initially recognised as deferred income is amortised in profit or loss over the term of the guarantee as income from financial guarantees issued.

The Group monitors the risk that the specified debtor will default on the contract and recognises a provision when ECLs on the financial guarantees are determined to be higher than the amount carried in "trade and other payables" in respect of the guarantees (i.e. the amount initially recognised, less accumulated amortisation).

4 主要會計政策概要(續)

(ab) 財務擔保

財務擔保合約為根據債務文據之條款，發行人（即擔保人）因指定債務人無法支付到期款項而須向擔保受益人（「持有人」）償付所蒙受損失款項之合約。

已發行財務擔保於「應付賬款及其他應付款項」按公允值初步確認，此乃經參考類似服務之公平交易所收取費用（於可取得有關資料時）或參考透過比較借款人可提供擔保時所收取之實際利率與並無提供擔保時本應可收取之估計利率得出之利率差異（有關資料能可靠地估計）釐定。倘已收或應收發行擔保之代價，則該代價根據適用於該資產類別之本集團政策確認。倘並無有關已收或應收代價，則於損益確認直接開支。

於初次確認後，初步確認為遞延收入之金額隨擔保期於損益攤銷為已發行財務擔保所得收入。

本集團監察特定債務人之違約風險，並於財務擔保之預期信用虧損被確定為高於該等擔保於「應付賬款及其他應付款項」列賬之金額（即初次確認金額減累計攤銷）時確認撥備。

4 SUMMARY OF SIGNIFICANT ACCOUNTING POLICIES (CONTINUED)

(ab) Financial Guarantee (Continued)

To determine ECLs, the Group considers changes in the risk of default of the specified debtor since the issuance of the guarantee. A 12-month ECL is measured unless the risk that the specified debtor will default has increased significantly since the guarantee is issued, in which case a lifetime ECL is measured. The same definition of default and the same assessment of significant increase in credit risk as described in Note 4(k) apply.

As the Group is required to make payments only in the event of a default by the specified debtor in accordance with the terms of the instrument that is guaranteed, an ECL is estimated based on the expected payments to reimburse the holder for a credit loss that it incurs less any amount that the Group expects to receive from the holder of the guarantee, the specified debtor or any other party. The amount is then discounted using the current risk-free rate adjusted for risks specific to the cash flows.

(ac) Repurchase of Shares

Where any group company purchases the Company's equity share capital, the considerations paid, including any directly attributable incremental costs, is deducted from equity attributable to the Company's equity holders until the shares are cancelled or reissued. Where such shares are subsequently reissued, any consideration received (net of any directly attributable incremental transaction costs) is included in equity attributable to the Company's equity holders.

4 主要會計政策概要(續)

(ab) 財務擔保(續)

為釐定預期信用虧損，本集團會考慮特定債務人自發行擔保以來之違約風險變動。倘特定債務人之違約風險自發行擔保以來顯著增加，則計量存續期內預期信用虧損，否則計量12個月預期信用虧損。附註4(k)所述違約之同一定義及同一信貸風險顯著增加評估適用於此情況。

由於本集團僅須根據所擔保工具之條款於特定債務人違約時作出付款，故按預期向持有人償付所蒙受信用虧損之款項減本集團預期向擔保持有人、特定債務人或任何其他人士收取之金額估計預期信用虧損。其後，該金額以即期無風險利率（按現金流量之特定風險調整）貼現。

(ac) 購回股份

倘任何集團公司購買本公司之權益股本，已付代價（包括任何直接應佔增加成本）於本公司權益持有人應佔權益中扣除，直至股份獲註銷或重新發行為止。倘該等股份其後獲重新發行，任何已收代價（扣除任何直接應佔增加交易成本）將計入本公司權益持有人應佔權益內。

4 SUMMARY OF SIGNIFICANT ACCOUNTING POLICIES (CONTINUED)

(ad) Related Parties

- (a) A person, or a close member of that person's family, is related to the Group if that person:
- (i) has control or joint control over the Group;
 - (ii) has significant influence over the Group; or
 - (iii) is a member of the key management personnel of the Group or the Group's parent.
- (b) An entity is related to the Group if any of the following conditions applies:
- (i) The entity and the Group are members of the same Group (which means that each parent, subsidiary and fellow subsidiary is related to the others).
 - (ii) One entity is an associate or joint venture of the other entity (or an associate or joint venture of a member of a Group of which the other entity is a member).
 - (iii) Both entities are joint ventures of the same third party.
 - (iv) One entity is a joint venture of a third entity and the other entity is an associate of the third entity.
 - (v) The entity is a post-employment benefit plan for the benefit of employees of either the Group or an entity related to the Group.
 - (vi) The entity is controlled or jointly controlled by a person identified in (a).

4 主要會計政策概要 (續)

(ad) 關聯方

- (a) 一名人士或該名人士的近親為與本集團有關聯，如該名人士：
- (i) 對本集團擁有控制權或共同控制權；
 - (ii) 對本集團擁有重大影響力；或
 - (iii) 為本集團或其母公司的主要管理層成員。
- (b) 一間實體與本集團有關聯，如以下任何一項條件適用：
- (i) 該實體與本集團為同一集團的成員公司（意指母公司、附屬公司與同系附屬公司各自與對方有關聯）。
 - (ii) 一間實體為另一間實體的聯營公司或合營企業（或該實體為成員的集團成員公司的聯營公司或合營企業）。
 - (iii) 兩間實體均為同一第三方的合營企業。
 - (iv) 一間實體為第三方實體的合營企業，而另一實體為該第三方實體的聯營公司。
 - (v) 該實體為本集團或與本集團有關聯的實體就僱員福利設立的離職後福利計劃。
 - (vi) 該實體受(a)項所識別人土控制或共同控制。

4 SUMMARY OF SIGNIFICANT ACCOUNTING POLICIES (CONTINUED)

(ad) Related Parties (Continued)

(b) (Continued)

- (vii) A person identified in (a)(i) has significant influence over the entity or is a member of the key management personnel of the entity (or of a parent of the entity).
- (viii) The entity, or any member of a Group of which it is a part, provides key management personnel services to the Group or to the Group's parent.

Close members of the family of a person are those family members who may be expected to influence, or be influenced by, that person in their dealings with the entity.

4 主要會計政策概要(續)

(ad) 關聯方(續)

(b) (續)

- (vii) (a)(i)項所識別人士對該實體有重大影響力或屬該實體(或該實體的母公司)主要管理層成員。
- (viii) 該實體或其所屬集團的任何成員公司為本集團或本集團母公司提供主要管理人員服務。

一名人士的近親指於與實體交易時預計對該人士有或受該人士影響的家庭成員。

5 CRITICAL ACCOUNTING JUDGEMENTS AND ESTIMATES

(a) Critical Accounting Judgements in Applying the Group's Accounting Policies

In the process of applying the Group's accounting policies, management has made the following accounting judgement:

Classification of ownership interests in buildings held for own use and other properties leased for own use

In accordance with HKAS 16 *Property, Plant and Equipment*, the Group chooses to apply either the cost model or the revaluation model as its accounting policy for items of property, plant and equipment held for own use on a class-by-class basis. In applying this policy, the Group has concluded that its ownership interests in buildings held for own use and the right to use other properties leased under tenancy agreements are two separate groupings of assets which differ significantly in their nature and use. Accordingly, they are regarded by the Group as separate classes of asset for subsequent measurement policies in accordance with Notes 4(f) and 4(i). Specifically, ownership interests in buildings held for own use are carried under the revaluation model, while rights to use properties under tenancy agreements are carried at depreciated cost.

In making this judgement, the Group has taken into account that, as the registered owner of buildings, the Group is able to benefit fully from any changes in the valuation of these buildings whether as holding gains or by selling the ownership interest to others, as well as being able to use the buildings in its operation free of paying market rents. In contrast, the shorter term tenancy agreements are typically for periods of no more than 10 years and are subject to other restrictions, in particular on transferability of the Group's tenancy rights to others. These shorter term tenancy agreements are executed in order to retain operational flexibility and to reduce the Group's exposure to the property market fluctuation. They may contain termination or extension clauses and are typically subject to market rent reviews every 2 to 5 years.

5 重大會計判斷及估計

(a) 應用本集團會計政策之重大會計判斷

在應用本集團會計政策時，管理層曾作出以下會計判斷：

持作自用樓宇及其他自用租賃物業之所有權權益分類

根據香港會計準則第16號「物業、廠房及設備」，本集團選擇應用成本模式或重估模式作為其持作自用物業、廠房及設備項目的會計政策。通過應用該政策，本集團認為其於持作自用樓宇之所有權權益及租賃協議下其他已租賃物業的使用權為兩組在性質和使用上存在明顯差異的獨立資產。因此，根據附註4(f)及4(i)，本集團判定有關資產為其後計量政策的獨立類別資產。具體而言，持作自用樓宇之所有權權益應按重估模式估值，而租賃協議項下物業使用權應按折舊後成本估值。

在作出該判斷時，本集團已考慮作為樓宇之登記擁有人，無論是持有收益或將所有權權益出售予他人，本集團均能從該等樓宇的估值變動中全面獲益，且能在毋須支付市場租金的情況下於其營運中使用該等樓宇。相反，短期租賃協議通常為期不超過10年，同時受到其他限制，尤其是本集團將租賃權轉讓予他人的可轉讓性。簽立該等短期租賃協議是為了保持營運的靈活性並減少本集團面對物業市場波動的風險。其可能包含終止或延期條款，並通常每2至5年進行市場租金檢討。

5 CRITICAL ACCOUNTING JUDGEMENTS AND ESTIMATES (CONTINUED)

(b) Sources of Estimation Uncertainty

Notes 36 and 39 contain information about the assumptions and their risk factors relating to defined benefit retirement obligations and financial instruments respectively. Other key sources of estimation uncertainty are as follows:

(i) Fair values of properties

The fair values of investment properties and buildings held for own use are determined at the end of each reporting period by independent professional valuers. The fair values of certain buildings held for own use in Mainland China are determined on a depreciated replacement cost basis. This methodology is based on an estimate of the market value for the existing use of the building, plus the current cost of replacement of the existing structures less deductions for physical deterioration and all relevant forms of obsolescence and optimisation. The fair values of the investment properties are determined on an open market value basis by reference to comparable market transactions.

(ii) Impairment of property, plant and equipment and prepaid land premium

Impairment loss on property, plant and equipment and prepaid land premium is recognised as the amount by which the carrying amount exceeds its recoverable amount in accordance with the accounting policy stated in Note 4(d). The recoverable amount is the higher of an asset's fair value less costs of disposal and value in use, which are based on the best information available to reflect the amount obtainable at each reporting date, from the disposal of the asset in an arm's length transaction between knowledgeable, willing parties, after deducting the costs of disposal.

5 重大會計判斷及估計(續)

(b) 評估不明朗因素的來源

附註36及39分別載有若干關於界定福利退休責任及金融工具之假設及風險因素。估算不明朗因素之其他主要來源如下：

(i) 物業公允值

持作自用投資物業及樓宇之公允值由獨立專業估值師於各報告期末釐定。位於中國內地之若干持作自用樓宇之公允值按折舊重置成本法釐定。此方法以對現時使用樓宇之市值之估計為基礎，另加重置現有構築物之現時成本，再減去就實體損耗以及所有相關形式之陳舊及優化之扣項。投資物業之公允值乃參照可資比較市場交易按公開市值基準釐定。

(ii) 物業、廠房及設備以及土地租賃預付款之減值

根據附註4(d)所載之會計政策，物業、廠房及設備以及土地租賃預付款之減值虧損按賬面金額超出其可收回金額之差額確認。可收回金額為資產扣除出售成本後之公允值與使用價值間兩者之較高者，乃根據可得之最佳資料計算，以反映於各報告日期從知情及自願買賣雙方進行之公平交易中出售資產，經扣除出售成本後所獲取之金額。

5 CRITICAL ACCOUNTING JUDGEMENTS AND ESTIMATES (CONTINUED)

(b) Sources of Estimation Uncertainty (Continued)

(iii) Write-down on inventories

Inventories are written down to net realisable value based on an assessment of the realisability of inventories. Write-down on inventories is recorded where events or changes in circumstances indicate that the balances may not be realised. The identification of write-down requires the use of judgement and estimates. Where the expectation is different from the original estimate, such difference will impact the carrying value of inventories and write-down of inventories in the periods in which such estimate has been changed.

(iv) Impairment of receivables

The Group makes loss allowance on receivables based on various factors including the ageing of receivables, historical write-off experience and forward looking information. The identification of impairment of receivables requires the use of judgement and estimates. Where the expectations are different from the original estimates, such differences will impact the carrying value of receivables and the impairment losses on receivable is recognised in the years in which such estimates have been changed.

5 重大會計判斷及估計 (續)

(b) 評估不明朗因素的來源 (續)

(iii) 存貨撇減

存貨根據對存貨可變現性之評估撇減至可變現淨值。若有事件或事態變化顯示結餘可能不可變現時，則會撇減存貨。識別撇減需要運用判斷及估計。倘預期有別於原先估計，則有關差額將影響有關估計改變期間之存貨賬面值及存貨撇減。

(iv) 應收款項減值

本集團根據應收款項之賬齡、過往撇銷經驗及前瞻性資料等多項因素計提應收款項虧損撥備。識別應收款項減值須運用判斷及估計。倘預期有別於原先估計，則有關差額將影響有關估計改變之年度確認之應收款項賬面值及應收款項減值虧損。

6 SEGMENT INFORMATION

The Group's executive team, comprising all executive directors and headed by the managing director of the Company, is considered as the Chief Operating Decision Maker ("CODM"). The CODM reviews the performance of the Group on a regular basis.

As substantial business operations of the Group relate to the manufacturing, selling and distribution of electronic components, the CODM makes decisions about resources allocation and performance assessment based on the entity-wide financial information. Accordingly, there is only one single reportable segment for the Group. Set out below is a summary list of key performance indicators reviewed by the CODM on a regular basis:

		2020 2020年 HK\$'000 千港元	2019 2019年 HK\$'000 千港元
Revenue	收入	1,599,599	1,292,160
Gross profit	毛利	271,877	245,293
Gross profit margin (%)	毛利率(%)	17.0%	19.0%
EBITDA ¹	EBITDA ¹	149,986	161,851
EBITDA margin (%)	EBITDA比率(%)	9.4%	12.5%
Operating expenses ²	經營費用 ²	208,308	224,465
Operating expenses/revenue (%)	經營費用相對收入比率(%)	13.0%	17.4%
Profit for the year	年度溢利	26,069	26,476
Net profit margin (%)	純利率(%)	1.6%	2.0%

Notes:

- EBITDA represents the earnings before interest expenses, tax, depreciation and amortisation.
- Operating expenses represent the expenditure that the Group incurs as a result of performing its normal business operations, including selling and distribution costs, administrative expenses and net impairment loss on trade and other receivables.

6 分部資料

由本公司全體執行董事組成並由董事總經理領導之本集團執行團隊被視為主要營運決策人（「主要營運決策人」）。主要營運決策人定期檢討本集團之表現。

由於本集團大部分業務營運與製造、銷售及分銷電子元件有關，故本集團主要營運決策人按整間公司之財務資料作出有關資源分配及表現評估之決策。因此，本集團只有一個單一可呈報分部。主要營運決策人定期檢討之主要表現指標概要載列如下：

附註：

- EBITDA指未計利息支出、稅項、折舊及攤銷前盈利。
- 經營費用指本集團經營其一般業務所產生之開支，包括銷售及分銷費用、行政費用以及應收賬款及其他應收款項之減值虧損淨額。

6 SEGMENT INFORMATION (CONTINUED)

The following tables present the revenue from external customers and specified non-current assets of the Group by geographical locations. The geographical location of customers is based on the geographical location of the customers. The geographical location of the specified non-current assets is based on the physical location of the asset, in the case of property plant and equipment, the location of the operation to which they are allocated, in the case of intangible assets and goodwill, and the location of operations, in the case of interest in joint ventures.

6 分部資料 (續)

下表列報本集團按地理位置劃分之對外客戶收入及特定非流動資產。客戶之地理位置按客戶所在地而定。該等指定非流動資產之地理位置乃根據就物業、廠房及設備而言，資產之實際所在地、就無形資產及商譽而言，所獲分配之營運地點及就於合營企業之權益而言，營運地點而定。

		2020 2020年 HK\$'000 千港元	2019 2019年 HK\$'000 千港元
Revenue from external customers by geographical locations	按地理位置劃分之對外 客戶收入		
Hong Kong	香港	88,259	82,176
Mainland China	中國內地	1,138,590	892,892
Taiwan	台灣	210,529	190,758
Southeast Asia	東南亞	53,845	35,807
Korea	韓國	2,645	2,528
United States	美國	19,985	15,225
Europe	歐洲	76,707	55,477
Other countries	其他國家	9,039	17,297
		1,599,599	1,292,160

6 SEGMENT INFORMATION (CONTINUED)

6 分部資料 (續)

		As at 31 December 於12月31日	
		2020 2020年 HK\$'000 千港元	2019 2019年 HK\$'000 千港元
Non-current assets by physical locations (excluding deferred tax assets and financial assets at fair value through profit or loss)		按地區劃分之非流動資產 (不包括遞延稅項資產及按公允值於損益內列賬之金融資產)	
Hong Kong	香港	109,912	114,790
Mainland China	中國內地	1,249,504	1,151,251
Other countries	其他國家	210	234
		1,359,626	1,266,275

7 REVENUE, OTHER INCOME AND OTHER NET (LOSS)/GAIN

7 收入、其他收入及其他(虧損)/收益淨額

(a) Revenue

The principal activities of the Group are the manufacturing and trading of electronic components and raw materials. Revenue represents the net value of goods sold, after allowances for trade returns and discounts.

(a) 收入

本集團之主要業務為製造及買賣電子元件及原材料。收入指扣除退貨及折扣後所出售貨品之淨值。

7 REVENUE, OTHER INCOME AND OTHER NET (LOSS)/GAIN (CONTINUED)

(a) Revenue (Continued)

Disaggregation of revenue from contracts with customers by major product lines is as follows:

		2020 2020年 HK\$'000 千港元	2019 2019年 HK\$'000 千港元
Revenue from contracts with customers within the scope of HKFRS 15			
	香港財務報告準則第15號 範圍內之客戶合約收入		
Manufacturing and trading of electronic components	製造及買賣電子元件	1,599,599	1,290,400
Trading of raw materials	買賣原材料	-	1,760
		1,599,599	1,292,160

Disaggregation of revenue from contracts with customers by geographical markets is disclosed in Note 6. All revenue is recognised at a single point in time.

7 收入、其他收入及其他（虧損）／收益淨額（續）

(a) 收入（續）

按主要產品線劃分之客戶合約收入明細如下：

按地區市場劃分之客戶合約收入明細於附註6披露。所有收入均於某一時間點確認。

7 REVENUE, OTHER INCOME AND OTHER NET (LOSS)/GAIN (CONTINUED)

(b) Other Income

		2020 2020年 HK\$'000 千港元	2019 2019年 HK\$'000 千港元
Scrap sales	廢料銷售	962	631
Government subsidies ¹	政府補助 ¹	4,982	4,961
Rental income generated from investment properties (Note 20(a))	投資物業產生之租金收入 (附註20(a))	3,263	2,406
Losses on disposal of property, plant and equipment	出售物業、廠房及設備虧損	(3,169)	(61)
Others	其他	2,127	2,338
		8,165	10,275

Note:

- In 2020, the Group successfully applied for funding support from the Employment Support Scheme under the Anti-epidemic Fund, set up by the HKSAR Government amounted to HK\$2,368,000. The purpose of the funding is to provide financial support to enterprises to retain their employees who would otherwise be made redundant. Under the terms of the grant, the group is required not to make redundancies during the subsidy period and to spend all the funding on paying wages to the employees.

附註：

- 於2020年，本集團成功申請香港特區政府防疫抗疫基金保就業計劃之資金援助2,368,000港元。有關資金向企業提供財務援助，保留原將裁減之僱員。根據授出條款，本集團不得於津貼期內裁員，且將全部資金用於支付僱員工資。

(c) Other Net (Loss)/Gain

		2020 2020年 HK\$'000 千港元	2019 2019年 HK\$'000 千港元
Dividend income	股息收入	1	2
Fair value (loss)/gain on investment properties (Note 20)	投資物業之公允價值 (虧損)/收益 (附註20)	(3,564)	12,245
Net foreign exchange (loss)/gain	匯兌 (虧損)/收益淨額	(23,802)	2,183
Fair value gains on financial assets at fair value through profit or loss	按公允價值於損益內列賬之金融資產之公允價值收益	7,642	697
Write-back of other payables ¹	其他應付款項撥回 ¹	-	2,131
Others	其他	(78)	-
		(19,801)	17,258

Note:

- As of 31 December 2019, other payables of HK\$2,131,000 was fully written back as the obligations specified in the contracts have expired.

附註：

- 截至2019年12月31日，由於合約內訂明之責任已屆滿，故2,131,000港元之其他應付款項已全數撥回。

8 OPERATING PROFIT

The Group's operating profit is arrived at after charging/(crediting) the following:

8 經營溢利

本集團之經營溢利於扣除/(計入)以下各項後達致：

	Note	2020	2019	
	附註	2020年 HK\$'000 千港元	2019年 HK\$'000 千港元	
Employee benefit expenses (including directors' emoluments) (Note)	僱員福利開支 (包括董事酬金) (附註)	9	266,765	254,522
Cost of inventories sold (including raw materials and consumables used and changes in inventories of finished goods and work in progress)	已出售存貨成本(包括 已使用之原材料及 消耗品以及製成品及 在製品之存貨變動)	25(b)	1,314,316	1,038,193
Auditor's remuneration	核數師酬金			
– Audit services	– 核數服務		1,750	1,785
– Non-audit services	– 非核數服務		350	360
Depreciation charge: (Note)	折舊開支:(附註)			
– Owned property, plant and equipment	– 自用物業、廠房 及設備	18	58,263	56,173
– Right-of-use assets	– 使用權資產	18	19,207	19,531
Amortisation of prepaid land premium	土地租賃預付款攤銷	19	1,495	1,446
Amortisation of intangible assets	無形資產攤銷	22	237	289
Losses on disposal of property, plant and equipment	出售物業、廠房及 設備虧損	7(b)	3,169	61
Research and development costs (Note)	研發成本(附註)		25,373	17,557
Write-down of inventories	存貨撇減	25(b)	14,145	8,843
Reversal of write-down of inventories	存貨撇減撥回	25(b)	(739)	(169)
Net impairment loss on trade and other receivables:	應收賬款及其他應收 款項之減值虧損淨額:			
– Additional impairment losses recognised	– 已確認之額外減值 虧損	39(d)	7,846	7,752
– Impairment losses reversed	– 已撥回之減值虧損	39(d)	(8,792)	(960)
– Loss/(gain) on reimbursement right assets	– 報銷資產權 虧損/(收益)		506	(2,892)
Fair value gains on financial assets at fair value through profit or loss	按公允值於損益內列賬之 金融資產之公允值收益	7(c)	(7,642)	(697)
Deferred income recognised as income	遞延收入確認為收入		(313)	(299)

Note: Research and development costs include HK\$6,306,000 (2019: HK\$3,367,000) relating to staff costs and depreciation which amounts are also included in the respective total amounts disclosed separately above for each of these types of expenses.

附註：研發成本包括6,306,000港元(2019年：3,367,000港元)與員工成本及折舊有關，該金額亦包括於上文單獨披露中有關各項類型的費用的相關總金額。

9 EMPLOYEE BENEFIT EXPENSES

9 僱員福利開支

		2020 2020年 HK\$'000 千港元	2019 2019年 HK\$'000 千港元
Wages and salaries	工資及薪酬	254,405	234,082
Contributions to defined contribution retirement plan	定額供款退休計劃供款	12,360	20,440
Total employee benefit expenses	僱員福利開支總額	266,765	254,522

10 CHANGES IN FAIR VALUES OF DERIVATIVE FINANCIAL INSTRUMENTS

10 衍生金融工具公允值之變動

		2020 2020年 HK\$'000 千港元	2019 2019年 HK\$'000 千港元
Fair value losses on interest rate swaps (Note 27)	利率掉期之公允值虧損 (附註27)	11	98

At 31 December 2020, all interest rate swap contracts were expired.

於2020年12月31日，所有利率掉期合約均已到期。

11 FINANCE COSTS

11 財務支出

		2020 2020年 HK\$'000 千港元	2019 2019年 HK\$'000 千港元
Interest expense on bank loans	銀行貸款之利息支出	35,508	37,155
Interest expense on lease liabilities	租賃負債之利息支出	3,627	4,391
Others	其他	605	927
		39,740	42,473
Less: Interest expenses capitalised into construction in progress ¹	減：資本化為在建工程之利息支出 ¹	(1,869)	(1,229)
		37,871	41,244

Note:

1. The borrowing costs have been capitalised at a rate of 3.5% per annum (2019: 3.9%).

附註：

1. 借貸成本以年利率3.5% (2019年：3.9%) 進行資本化。

12 FINANCE INCOME

12 財務收入

		2020 2020年 HK\$'000 千港元	2019 2019年 HK\$'000 千港元
Interest income from loans to a joint venture (Note 24)	給予一間合營企業貸款之利息收入 (附註24)	4,982	4,636
Interest income from time deposits and bank balances	定期存款及銀行結餘之利息收入	365	563
		5,347	5,199

13 DIRECTORS' EMOLUMENTS

(a) Directors' Emoluments

Directors' emoluments disclosed pursuant to Appendix 16 to the Listing Rules, section 383(1) of the Hong Kong Companies Ordinance and Part 2 of the Companies (Disclosure of Information about Benefits of Directors) Regulation, are as follows:

For the year ended 31 December 2020:

13 董事酬金

(a) 董事酬金

根據上市規則附錄十六、香港公司條例第383(1)條及公司(披露董事利益資料)規例第2部披露董事酬金如下:

截至2020年12月31日止年度:

		Emoluments paid or receivable in respect of a person's services as a director whether of the Company or its subsidiary undertaking: 就個人擔任董事(不論為本公司或其附屬公司事務)職務已付或應收之酬金:					Total 總計
		Fees 袍金	Salary 薪金	Discretionary bonuses 酌情花紅	Estimated money value of other benefits 其他利益之 估計貨幣價值	Employer's contribution to a retirement benefit scheme 僱主對 退休福利 計劃供款	
Name 姓名		HK\$'000 千港元	HK\$'000 千港元	HK\$'000 千港元	HK\$'000 千港元	HK\$'000 千港元	HK\$'000 千港元
Chairman and Executive Director: Kee Chor Lin	主席及執行董事: 紀楚蓮	-	5,130	-	151	18	5,299
Executive Directors: Chan Yu Ching, Eugene Chan Tat Cheong, Alan	執行董事: 陳宇澄 陳達昌	- -	4,950 2,100	- -	886 -	18 18	5,854 2,118
Independent Non-executive Directors: Mar, Selwyn Li Sau Hung, Eddy Lo Kwok Kwei, David	獨立非執行董事: 馬紹援 李秀恒 羅國貴	400 360 360	- - -	- - -	- - -	- - -	400 360 360
		1,120	12,180	-	1,037	54	14,391

13 DIRECTORS' EMOLUMENTS (CONTINUED)

(a) Directors' Emoluments (Continued)

For the year ended 31 December 2019:

		Emoluments paid or receivable in respect of a person's services as a director whether of the Company or its subsidiary undertaking: 就個人擔任董事(不論為本公司或其附屬公司事務)職務已付或應收之酬金:					
		Employer's contribution to a retirement benefit scheme 僱主對退休福利計劃供款				Estimated money value of other benefits 估計貨幣價值之其他利益	
Name	姓名	Fees 袍金	Salary 薪金	Discretionary bonuses 酌情花紅	其他利益之估計貨幣價值	退休福利計劃供款	Total 總計
		HK\$'000 千港元	HK\$'000 千港元	HK\$'000 千港元	HK\$'000 千港元	HK\$'000 千港元	HK\$'000 千港元
Chairman and Executive Director:		主席及執行董事:					
Kee Chor Lin	紀楚蓮	-	5,130	-	166	18	5,314
Executive Directors:		執行董事:					
Chan Yu Ching, Eugene	陳宇澄	-	4,602	-	193	18	4,813
Chan Tat Cheong, Alan	陳達昌	-	2,100	-	-	18	2,118
Wong Ching Ming, Stanley ¹	王晴明 ¹	-	-	-	-	-	-
Independent Non-executive Directors:		獨立非執行董事:					
Mar, Selwyn	馬紹援	400	-	-	-	-	400
Li Sau Hung, Eddy	李秀恒	360	-	-	-	-	360
Lo Kwok Kwei, David	羅國貴	360	-	-	-	-	360
		1,120	11,832	-	359	54	13,365

Note:

- Mr Wong Ching Ming, Stanley resigned from the office of Executive Director of the Company with effect from 10 January 2019 but will remain as the Business Development Director of the Group.

附註:

- 王晴明先生自2019年1月10日起辭任本公司執行董事，但仍擔任本集團業務發展董事。

(b) Information About Loans, Quasi-loans and Other Dealings in Favour of Directors Controlled Bodies Corporate by and Connected Entities with Such Directors

There are no loans, quasi-loans and other dealings in favour of directors, controlled bodies corporate by and connected entities with such directors during the year (2019: Nil).

(b) 有關以董事、受控制法人團體及有關董事關聯實體為受益人之貸款、準貸款及其他交易之資料

年內，概無以董事、受控制法人團體及該等董事之關聯實體為受益人之貸款、準貸款及其他交易(2019年：無)。

13 DIRECTORS' EMOLUMENTS (CONTINUED)

(c) Directors' Material Interests in Transactions, Arrangements or Contracts

No significant transactions, arrangements and contracts in relation to the Company's business to which the Company was a party and in which a director of the Company had a material interest, whether directly or indirectly, subsisted at the end of the year or at any time during the year (2019: Nil).

14 FIVE HIGHEST PAID INDIVIDUALS

The five highest paid individuals during the year included three (2019: three) directors, details of whose remuneration are set out in Note 13 above.

Details of the remuneration of the remaining two (2019: two) highest paid individuals during the year were as follows:

		2020 2020年 HK\$'000 千港元	2019 2019年 HK\$'000 千港元
Salaries and allowances	薪金及津貼	1,836	1,810
Pension scheme contributions	退休金計劃供款	36	36
		1,872	1,846

The remuneration of the remaining two (2019: two) highest paid individuals is within the following band:

		2020 2020年 HK\$'000 千港元	2019 2019年 HK\$'000 千港元
Between HK\$500,000 to HK\$999,999	介乎500,000港元至999,999港元	2	2

No remuneration has been paid by the Group to the five highest paid individuals as an inducement to join or upon joining the Group, or as compensation for loss of office. None of the five individuals with highest remuneration waived or agreed to waive any remuneration during the Year (2019: Nil).

13 董事酬金 (續)

(c) 董事於交易、安排或合約中之重大權益

本公司概無就其業務訂立本公司為其中訂約方及本公司董事直接或間接擁有重大權益而於年終或年內任何時間仍然存續之重大交易、安排或合約 (2019年: 無)。

14 五名最高薪酬僱員

年內五名最高薪酬僱員包括三名 (2019年: 三名) 董事, 有關彼等薪酬之詳情載於上文附註13內。

年內其餘兩名 (2019年: 兩名) 最高薪酬僱員薪酬之詳情如下:

其餘兩名 (2019年: 兩名) 最高薪酬僱員之酬金處於以下組別:

本集團並無向五名最高薪酬僱員支付任何薪酬作為加入本集團或加入本集團時之獎金或作為其離職補償。本年度內, 五名最高薪酬僱員概無放棄或同意放棄任何薪酬 (2019年: 無)。

15 INCOME TAX

(a) Taxation in the Consolidated Statement of Profit or Loss Represents:

		2020 2020年 HK\$'000 千港元	2019 2019年 HK\$'000 千港元
Current tax:	即期稅項：		
– Hong Kong	– 香港	1,515	–
– Outside Hong Kong	– 香港以外	8,791	11,781
Over-provision in prior years	往年超額撥備	(1,781)	(3,620)
		8,525	8,161
Deferred tax (Note 32)	遞延稅項(附註32)	(1,681)	8,531
Total tax charge for the year	本年度總稅項支出	6,844	16,692

Hong Kong Profits Tax has been provided at the rate of 16.5% (2019: 16.5%) on the estimated assessable profits arising in Hong Kong during the year. Taxes on profits assessable elsewhere have been calculated at the rates of tax prevailing in the jurisdictions in which the Group operates, based on existing legislation, interpretations and practices in respect thereof.

In accordance with the relevant tax rules and regulations in Mainland China, three (2019: two) of the Group's subsidiaries in Mainland China enjoy a preferential tax rate of 15% (2019: 15%). Other subsidiaries of the Group in Mainland China are subject to income taxes at a statutory rate of 25% (2019: 25%).

Taxation for subsidiaries outside Hong Kong and Mainland China is charged at the appropriate current rates of taxation ruling in the relevant countries.

香港利得稅按本年度於香港賺取之估計應課稅溢利按稅率16.5% (2019年: 16.5%) 撥備。其他地區應課稅溢利之稅項乃按本集團經營所在司法權區之現行稅率，根據其現行法例、詮釋及慣例計算。

根據中國內地相關稅務規則及法規，本集團其中三間 (2019年: 兩間) 位於中國內地之附屬公司可享有15% (2019年: 15%) 之優惠稅率。本集團其他位於中國內地之附屬公司須按25% (2019年: 25%) 之法定稅率繳納所得稅。

位於香港及中國內地境外附屬公司須按相關國家稅法當前適用稅率徵稅。

15 所得稅

(a) 綜合損益表之稅項指：

15 INCOME TAX (CONTINUED)

(b) Reconciliation Between Tax Expenses and Accounting Profit at the Applicable Tax Rate

A reconciliation of the tax expense applicable to profit before tax using the statutory rates for the countries/ jurisdictions in which the Company and the majority of its subsidiaries are domiciled to the tax expense at the effective tax rates is as follows:

		2020 2020年		2019 2019年	
		HK\$'000 千港元	% %	HK\$'000 千港元	% %
Profit before tax	除稅前溢利	32,913		43,168	
Tax calculated at domestic tax rates applicable to profits in the respective countries	按適用於個別國家溢利之當地稅率計算之稅項	7,941		9,719	
Lower tax rate for specific subsidiaries	指定附屬公司享有之較低稅率	(622)		(3,414)	
Income not subject to tax	毋須課稅收入	(2,631)		(3,229)	
Effect of research and development super deduction	研發額外稅務扣減之影響	(2,744)		(2,805)	
Expenses not deductible for tax	不可作稅項抵免支出	7,901		6,732	
Over-provision in prior years	往年超額撥備	(1,781)		(3,620)	
Recognition of tax losses not previously recognised	確認以往未確認之稅項虧損	(478)		(369)	
Utilisation of tax losses not previously recognised	動用以往未確認稅項虧損	(5,319)		(416)	
Reversal of tax losses previously recognised	撥回以往確認之稅項虧損	–		4,444	
Tax losses not recognised	未確認稅項虧損	4,577		9,650	
Tax charge at the Group's effective rate	按本集團實際稅率計算之稅項支出	6,844	20.8	16,692	38.7

The share of income tax attributable to joint ventures amounting to HK\$4,764,000 (2019: HK\$10,111,000) is included in "Share of results of joint ventures" in the consolidated statement of profit or loss.

應佔合營企業所得稅抵免4,764,000港元(2019年: 10,111,000港元)已計入綜合損益表之「應佔合營企業之業績」。

15 所得稅(續)

(b) 稅項開支與會計溢利按適用稅率計算之對賬

使用本公司及其大部分附屬公司經營所在國家/司法權區之法定稅率計算之除稅前溢利之適用稅項開支·與按實際稅率計算之稅項開支對賬如下:

15 INCOME TAX (CONTINUED)

(c) Tax Effect Relating to Each Components of Other Comprehensive Income

Tax effect relating to each components of other comprehensive income is as follows:

15 所得稅 (續)

(c) 與其他全面收入各部分相關之稅項影響

與其他全面收入各部分相關之稅項影響如下：

	2020 2020年			2019 2019年		
	Before tax 除稅前 HK\$'000 千港元	Tax 稅項 HK\$'000 千港元	After tax 除稅後 HK\$'000 千港元	Before tax 除稅前 HK\$'000 千港元	Tax 稅項 HK\$'000 千港元	After tax 除稅後 HK\$'000 千港元
Fair value (loss)/gain 公允值 (虧損) / 收益						
– Buildings held for own use (Note 18) – 持作自用樓宇 (附註18)	(1,197)	299	(898)	3,333	(834)	2,499
Currency translation differences 匯兌差額	124,839	(276)	124,563	(55,674)	484	(55,190)
Other comprehensive income 其他全面收入	123,642	23	123,665	(52,341)	(350)	(52,691)

16 EARNINGS PER SHARE

The calculation of basic earnings per share is based on the profit for the Year attributable to equity holders of the Company of HK\$24,064,000 (2019: HK\$31,578,000), and the weighted average number of 475,548,000 (2019: 475,548,000) ordinary shares in issue during the Year.

Issued and weighted average number of ordinary shares

		2020 2020年	2019 2019年
Issued ordinary shares at 1 January and weighted average number of ordinary shares at 31 December	於1月1日之已發行普通股及於12月31日普通股之加權平均數	475,548,000	475,548,000

The diluted earnings per share is calculated by adjusting the weighted average number of ordinary shares outstanding to assume conversion of all dilutive potential ordinary shares.

The diluted earnings per share is the same as the basic earnings per share as the Company's share options outstanding during the Year and the year ended 31 December 2019 were anti-dilutive ordinary shares.

17 DIVIDENDS

The Board does not recommend final dividend for the Year (2019: Nil).

16 每股盈利

每股基本盈利乃根據本公司股權持有人應佔本年度溢利24,064,000港元(2019年: 31,578,000港元)及本年度已發行普通股之加權平均數475,548,000股(2019年: 475,548,000股)計算。

已發行普通股之加權平均數

每股攤薄盈利乃以假設所有可攤薄之潛在普通股被兌換後調整已發行普通股之加權平均股數計算。

由於本公司本年度及截至2019年12月31日止年度之未行使購股權乃反攤薄普通股，故每股攤薄盈利與每股基本盈利相同。

17 股息

董事會不建議派發本年度之末期股息(2019年: 無)。

18 PROPERTY, PLANT AND EQUIPMENT

(a) Reconciliation of Carrying Amount

		Ownership interests in buildings held for own use carried at fair value		Properties leased for own use carried at cost	Machinery and equipment	Furniture and fixtures	Motor vehicles	Leasehold improvements	Construction in progress	Total
		按公允價值列賬之自用樓宇之所有權權益	列賬之其他自用租賃物業							
		HK\$'000	HK\$'000	HK\$'000	HK\$'000	HK\$'000	HK\$'000	HK\$'000	HK\$'000	HK\$'000
		千港元	千港元	千港元	千港元	千港元	千港元	千港元	千港元	千港元
At 1 January 2020	於2020年1月1日									
Cost or valuation	成本值或估值	204,685	100,399	1,203,869	36,662	12,381	139,331	31,679	1,729,006	
Accumulated depreciation	累計折舊	-	(18,302)	(897,403)	(30,813)	(10,054)	(106,094)	-	(1,062,666)	
Opening net carrying amount	年初賬面淨值	204,685	82,097	306,466	5,849	2,327	33,237	31,679	666,340	
Opening net carrying amount at 1 January 2020	於2020年1月1日之年初賬面淨值	204,685	82,097	306,466	5,849	2,327	33,237	31,679	666,340	
Additions	添置	93	2,723	33,348	956	-	6,057	24,250	67,427	
Modifications	修訂	-	3,160	-	-	-	-	-	3,160	
Disposals	出售	-	-	(8,923)	(1)	(53)	(509)	-	(9,486)	
Deficit on revaluation (Note 15)	重估虧損(附註15)	(1,197)	-	-	-	-	-	-	(1,197)	
Depreciation for the year	年內折舊	(5,809)	(19,207)	(42,094)	(1,708)	(745)	(7,907)	-	(77,470)	
Transfers	轉撥	-	-	346	-	-	3,460	(3,806)	-	
Exchange realignment	匯兌調整	13,618	4,570	18,983	312	48	1,732	2,936	42,199	
Closing net carrying amount at 31 December 2020	於2020年12月31日之年末賬面淨值	211,390	73,343	308,126	5,408	1,577	36,070	55,059	690,973	
At 31 December 2020	於2020年12月31日									
Cost or valuation	成本值或估值	211,390	112,650	1,289,099	39,793	12,296	157,079	55,059	1,877,366	
Accumulated depreciation	累計折舊	-	(39,307)	(980,973)	(34,385)	(10,719)	(121,009)	-	(1,186,393)	
Closing net carrying amount	年末賬面淨值	211,390	73,343	308,126	5,408	1,577	36,070	55,059	690,973	

18 物業、廠房及設備

(a) 賬面值之對賬

18 PROPERTY, PLANT AND EQUIPMENT
(CONTINUED)

(a) Reconciliation of Carrying Amount
(Continued)

18 物業、廠房及設備 (續)

(a) 賬面值之對賬 (續)

		Ownership interests in buildings held for own use carried at fair value 按公允價值列賬之持作自用樓宇之所有權權益 HK\$'000 千港元	Properties leased for own use carried at cost 按成本列賬之其他自用租賃物業 HK\$'000 千港元	Machinery and equipment 機器及設備 HK\$'000 千港元	Furniture and fixtures 傢俬及裝置 HK\$'000 千港元	Motor vehicles 車輛 HK\$'000 千港元	Leasehold improvements 租賃物業裝修 HK\$'000 千港元	Construction in progress 在建工程 HK\$'000 千港元	Total 總計 HK\$'000 千港元
At 1 January 2019	於2019年1月1日								
Cost or valuation	成本值或估值	211,773	-	1,179,029	36,630	13,015	139,284	20,683	1,600,414
Accumulated depreciation	累計折舊	-	-	(881,468)	(30,041)	(9,997)	(103,304)	-	(1,024,810)
Opening net carrying amount	年初賬面淨值	211,773	-	297,561	6,589	3,018	35,980	20,683	575,604
Opening net carrying amount at 1 January 2019	於2019年1月1日之年初賬面淨值	211,773	-	297,561	6,589	3,018	35,980	20,683	575,604
Impact on initial application of HKFRS 16	初步應用香港財務報告準則第16號之影響	-	70,170	-	-	-	-	-	70,170
Opening net carrying amount at 1 January 2019 per HKFRS 16	於2019年1月1日根據香港財務報告準則第16號之年初賬面淨值	211,773	70,170	297,561	6,589	3,018	35,980	20,683	645,774
Additions	添置	27	34,628	59,295	631	-	2,941	12,476	109,998
Disposals	出售	-	(1,440)	(1,212)	(13)	(19)	-	-	(2,684)
Surplus on revaluation (Note 15)	重估盈餘(附註15)	3,333	-	-	-	-	-	-	3,333
Depreciation for the year	年內折舊	(5,913)	(19,531)	(43,452)	(1,181)	(650)	(4,977)	-	(75,704)
Transfers	轉撥	-	-	886	-	-	-	(886)	-
Exchange realignment	匯兌調整	(4,535)	(1,730)	(6,612)	(177)	(22)	(707)	(594)	(14,377)
Closing net carrying amount at 31 December 2019	於2019年12月31日之年末賬面淨值	204,685	82,097	306,466	5,849	2,327	33,237	31,679	666,340
At 31 December 2019	於2019年12月31日								
Cost or valuation	成本值或估值	204,685	100,399	1,203,869	36,662	12,381	139,331	31,679	1,729,006
Accumulated depreciation	累計折舊	-	(18,302)	(897,403)	(30,813)	(10,054)	(106,094)	-	(1,062,666)
Closing net carrying amount	年末賬面淨值	204,685	82,097	306,466	5,849	2,327	33,237	31,679	666,340

18 PROPERTY, PLANT AND EQUIPMENT (CONTINUED)

(b) Fair Value Measurement of Properties

(i) Fair value hierarchy

The following table presents the fair value of the Group's properties measured at the end of the reporting period on a recurring basis, categorised into the three-level fair value hierarchy as defined in HKFRS 13 *Fair Value Measurement*. The level into which a fair value measurement is classified is determined with reference to the observability and significance of the inputs used in the valuation technique as follows:

- Level 1 valuations: Fair value measured using only Level 1 inputs i.e. unadjusted quoted prices in active markets for identical assets or liabilities at the measurement date
- Level 2 valuations: Fair value measured using Level 2 inputs i.e. observable inputs which fail to meet Level 1, and not using significant unobservable inputs. Unobservable inputs are inputs for which market data are not available
- Level 3 valuations: Fair value measured using significant unobservable inputs

18 物業、廠房及設備(續)

(b) 物業之公允值計量

(i) 公允值等級

下表呈列本集團物業於報告期末按經常性基準計量之公允值，並按照香港財務報告準則第13號「公允值計量」所界定3個公允值等級分類。公允值計量等級乃參照估值技術所用輸入數據之可觀察性及重要性釐定如下：

- 第1級別估值：僅使用第1級別輸入數據計量之公允值，即於計量日期相同資產或負債在活躍市場之未經調整報價
- 第2級別估值：使用第2級別輸入數據計量之公允值，即不符合第1級別之可觀察輸入數據且未有使用重大不可觀察輸入數據。不可觀察輸入數據指無法取得市場資料之輸入數據
- 第3級別估值：使用重大不可觀察輸入數據計量之公允值

		Fair value measurements categorised into 公允值計量之分類		
		Level 1 第1級別 HK\$'000 千港元	Level 2 第2級別 HK\$'000 千港元	Level 3 第3級別 HK\$'000 千港元
Recurring fair value measurements	經常性公允值計量			
Buildings held for own use	持作自用之樓宇			
– Mainland China	– 中國內地			
At 31 December 2020	於2020年12月31日	–	–	211,390
At 31 December 2019	於2019年12月31日	–	–	204,685

18 PROPERTY, PLANT AND EQUIPMENT (CONTINUED)

(b) Fair Value Measurement of Properties (Continued)

(i) Fair value hierarchy (Continued)

There were no transfers among Level 1, 2 and 3 during the Year. The Group's policy is to recognise transfers into and transfers out of fair value hierarchy levels as of the date of the event or change in circumstances that caused the transfer.

The Group's buildings held for own use were revalued as at 31 December 2020 by Memfus Wong Surveyors Limited, an independent professionally qualified valuer, at an aggregate value of HK\$211,390,000 (2019: HK\$204,685,000). A deficit on revaluation of HK\$1,197,000 (2019: surplus on revaluation of HK\$3,333,000), resulting from the above valuations, has been charged to the relevant asset revaluation reserve. Had these buildings been carried at historical cost less accumulated depreciation and impairment losses, their carrying values would have been approximately HK\$123,954,000 (2019: HK\$122,223,000).

The Group's management has discussion with the surveyors on the valuation assumptions and valuation results when the valuation is performed at each annual reporting date.

(ii) Information about Level 3 fair value measurements

	Valuation techniques	Unobservable input and range
Buildings held for own use – Mainland China	Depreciated replacement cost approach	Construction costs per sq. m. ranged from RMB1,650 to RMB2,800 (2019: RMB1,750 to RMB3,350)

18 物業、廠房及設備 (續)

(b) 物業之公允值計量 (續)

(i) 公允值等級 (續)

本年度內，第1級別、第2級別及第3級別之間並無轉移。本集團之政策為於出現導致公允值級別之間轉移之事件或狀況變動當日，確認有關轉入或轉出。

本集團持作自用樓宇已由獨立專業合資格估值師黃開基測計師行有限公司重估其於2020年12月31日之總值為211,390,000港元(2019年：204,685,000港元)。上述估值產生重估虧絀合共1,197,000港元(2019年：重估盈餘3,333,000港元)，已扣除相關資產重估儲備。假設該等樓宇按歷史成本減累計折舊及減值虧損列賬，則其賬面值應約為123,954,000港元(2019年：122,223,000港元)。

於年度報告日期開展估值時，本集團管理層就估值假設及估值結果與測量師進行討論。

(ii) 有關第3級別公允值計量之資料

	Valuation techniques	Unobservable input and range	估值方法	不可觀察輸入數據及範圍
持作自用之樓宇 – 中國內地	折舊重置成本法	Construction costs per sq. m. ranged from RMB1,650 to RMB2,800 (2019: RMB1,750 to RMB3,350)	折舊重置成本法	每平方米建築成本介乎人民幣1,650元至人民幣2,800元 (2019年：人民幣1,750元至人民幣3,350元)

18 PROPERTY, PLANT AND EQUIPMENT (CONTINUED)

(b) Fair Value Measurement of Properties (Continued)

(ii) Information about Level 3 fair value measurements (Continued)

Level 3 fair values of buildings located in Mainland China have been derived using the depreciated replacement cost approach, which is based on an estimate of the market value for the existing use of the land, plus the current cost of replacement of the existing structures less deductions for physical deterioration and all relevant forms of obsolescence and optimisation.

The movements during the year in the balance of these Level 3 fair value measurements are as follows:

		2020 2020年 HK\$'000 千港元	2019 2019年 HK\$'000 千港元
Buildings held for own use – Mainland China	持作自用之樓宇 – 中國內地		
At 1 January	於1月1日	204,685	211,773
Additions	添置	93	27
(Deficit)/surplus on revaluation	重估(虧損)/盈餘	(1,197)	3,333
Depreciation charge for the year	本年度折舊開支	(5,809)	(5,913)
Exchange realignment	匯兌調整	13,618	(4,535)
At 31 December	於12月31日	211,390	204,685

(Deficit)/surplus on revaluation and exchange realignment of buildings held for own use are recognised in other comprehensive income in “asset revaluation reserve” and “exchange fluctuation reserve” respectively.

18 物業、廠房及設備(續)

(b) 物業之公允值計量(續)

(ii) 有關第3級別公允值計量之資料 (續)

位於中國內地之樓宇之第3級別公允值利用折舊重置成本法達致。折舊重置成本法以對現時使用土地之市值之估計為基礎，另加重置現有構築物之現時成本，再減去就實體損耗以及所有相關形式之陳舊及優化之扣項。

第3級別公允值計量之結餘在本年度之變動如下：

持作自用樓宇之重估及匯兌調整之(虧損)/盈餘分別於全面收入中「資產重估儲備」及「匯兌波動儲備」確認。

18 PROPERTY, PLANT AND EQUIPMENT (CONTINUED)

(c) Prepayment on Purchases of Property, Plant and Equipment

The amount of prepayment of property, plant and equipment expected to be transferred to property, plant and equipment after more than one year is HK\$93,902,000 (2019: HK\$74,521,000).

(d) Right-of-use Assets

The analysis of the net book value of right-of-use assets by class of underlying asset is as follows:

18 物業、廠房及設備 (續)

(c) 購買物業、廠房及設備之預付款項

預期轉撥至一年以上物業、廠房及設備之物業、廠房及設備預付款項為93,902,000港元(2019年: 74,521,000港元)。

(d) 使用權資產

按相關資產類別分析使用權資產之賬面淨值如下:

	Note 附註	2020 2020年 HK\$'000 千港元	2019 2019年 HK\$'000 千港元	
Properties leased for own use, carried at depreciated cost	自用租賃物業，按折舊成本列賬	1	73,343	82,097
Ownership interests in leasehold land held for own use, carried at amortised cost, with remaining lease term between 35 and 45 years (Note 19)	持作自用租賃土地之所有權權益，按攤銷成本列賬，剩餘租賃期介乎35至45年(附註19)	2	61,305	59,084
Ownership interests in leasehold buildings held for own use, carried at fair value, with remaining lease term between 35 and 45 years	持作自用租賃樓宇之所有權權益，按公允值列賬，剩餘租賃期介乎35至45年	2	211,390	204,685
Ownership interests in leasehold investment property, carried at fair value, with remaining lease term (Note 20)	租賃投資物業之所有權權益，按公允值列賬，剩餘租賃期(附註20)			
– 50 years or more	– 50年或以上		2,305	2,166
– between 25 years and 50 years	– 介乎25至50年		157,555	156,090
			505,898	504,122

18 PROPERTY, PLANT AND EQUIPMENT (CONTINUED)

(d) Right-of-use Assets (Continued)

The analysis of expense items in relation to leases recognised in profit or loss is as follows:

		2020 2020年 HK\$'000 千港元	2019 2019年 HK\$'000 千港元
Depreciation charge or amortisation charge of right-of-use assets by class of underlying asset:	按相關資產類別劃分之使用權資產折舊支出或攤銷支出：		
– Properties leased for own use	– 自用租賃物業	19,207	19,531
– Ownership interests in leasehold land held for own use	– 持作自用租賃土地之所有權權益	1,495	1,446
		20,702	20,977
Interest on lease liabilities (Note 11)	租賃負債利息(附註11)	3,627	4,391
Expense relating to short-term leases and other leases with remaining lease term of 12 months or less	與短期租賃及其他租賃有關之開支，剩餘租賃期12個月或以內	775	1,687
Expense relating to leases of low-value assets, excluding short-term leases of low-value assets	與低價值資產租賃有關之開支，不包括低價值資產之短期租賃	–	6

During the year, additions to right-of-use assets were HK\$2,723,000 (2019: HK\$34,628,000). This amount is related to the capitalised lease payments payable under new tenancy agreements.

Details of total cash outflow for leases and the maturity analysis of lease liabilities are set out in Notes 28(c) and 31 respectively.

18 物業、廠房及設備(續)

(d) 使用權資產(續)

與於損益中確認之租賃有關之開支項目分析如下：

於年內，使用權資產添置為2,723,000港元(2019年：34,628,000港元)。該金額與新租賃協議項下應付資本化租賃付款有關。

租賃之現金流出總額及租賃負債之到期日分析之詳細分別載於附註28(c)及31。

18 PROPERTY, PLANT AND EQUIPMENT (CONTINUED)

(d) Right-of-use Assets (Continued)

Notes:

1. Properties leased for own use

The Group has obtained the right to use some properties as its warehouses, factory and office premises through tenancy agreements. The leases typically run for an initial period of two to five years. Lease payments are usually increased every two to five years to reflect market rentals.

2. Ownership interests in leasehold land and buildings held for own use

The Group holds several factory buildings for its electronics business, where its manufacturing facilities are primarily located. The Group is the registered owner of these property interests, including the whole or part of undivided share in the underlying land. Lump sum payments were made upfront to acquire these property interests from their previous registered owners, and there are no ongoing payments to be made under the terms of the land leases.

19 PREPAID LAND PREMIUM

The movements in prepaid land premium during the year were as follows:

		2020 2020年 HK\$'000 千港元	2019 2019年 HK\$'000 千港元
Carrying amount at 1 January	於1月1日之賬面值	59,084	61,858
Amortisation during the year	年內攤銷	(1,495)	(1,446)
Exchange realignment	匯兌調整	3,716	(1,328)
Carrying amount at 31 December	於12月31日之賬面值	61,305	59,084

18 物業、廠房及設備 (續)

(d) 使用權資產 (續)

附註：

1. 自用租賃物業

本集團已透過租賃協議取得利用若干物業作為其倉庫、工廠及辦公室物業之使用權。租賃一般初步為期2至5年。租賃付款通常每2至5年增加，以反映市場租金。

2. 持作自用租賃土地及樓宇的所有權權益

本集團為其電子業務持有各項工廠大樓，而其生產廠房位處黃金地點。本集團為該等物業權益（包括相關土地的全部或部分不可分割部分）之登記業主。向前登記業主收購該等物業權益時已即時支付一筆過付款，故無需根據土地租賃條款持續付款。

19 土地租賃預付款

年內土地租賃預付款之變動如下：

20 INVESTMENT PROPERTIES

20 投資物業

		2020 2020年 HK\$'000 千港元	2019 2019年 HK\$'000 千港元
At 1 January	於1月1日	158,256	147,778
(Loss)/gain on fair value adjustment (Note 7(c))	公允值調整之(虧損)/收益 (附註7(c))	(3,564)	12,245
Exchange realignment	匯兌調整	5,168	(1,767)
At 31 December	於12月31日	159,860	158,256

(a) Amounts Recognised in Profit or Loss for Investment Properties

(a) 就投資物業於損益表確認之金額

		2020 2020年 HK\$'000 千港元	2019 2019年 HK\$'000 千港元
Rental income (Note 7(b))	租金收入(附註7(b))	3,263	2,406
Direct operating expenses from property that generated rental income	產生租金收入之物業之直接經營費用	(252)	(307)
		3,011	2,099

(b) Fair Value Measurement of Properties

(b) 物業之公允值計量

(i) Fair value hierarchy

The following table presents the fair value of the Group's properties measured at the end of the reporting period on a recurring basis, categorised into the three-level fair value hierarchy as defined in HKFRS 13 *Fair Value Measurement*. The level into which a fair value measurement is classified is determined with reference to the observability and significance of the inputs used in the valuation technique as follows:

- Level 1 valuations: Fair value measured using only Level 1 inputs i.e. unadjusted quoted prices in active markets for identical assets or liabilities at the measurement date

(i) 公允值級別

下表呈列本集團物業於報告期末按經常性基準計量之公允值，並按照香港財務報告準則第13號「公允值計量」所界定3個公允值等級分類。公允值計量等級乃參照估值方法所用輸入數據之可觀察性及重要性釐定如下：

- 第1級別估值：僅使用第1級別輸入數據計量之公允值，即於計量日期相同資產或負債在活躍市場之未經調整報價

20 INVESTMENT PROPERTIES (CONTINUED)

(b) Fair Value Measurement of Properties (Continued)

(i) Fair value hierarchy (Continued)

- Level 2 valuations: Fair value measured using Level 2 inputs i.e. observable inputs which fail to meet Level 1, and not using significant unobservable inputs. Unobservable inputs are inputs for which market data are not available
- Level 3 valuations: Fair value measured using significant unobservable inputs

20 投資物業(續)

(b) 物業之公允值計量(續)

(i) 公允值級別(續)

- 第2級別估值：使用第2級別輸入數據計量之公允值，即不符合第1級別之可觀察輸入數據且未有使用重大不可觀察輸入數據。不可觀察輸入數據指無法取得市場資料之輸入數據
- 第3級別估值：使用重大不可觀察輸入數據計量之公允值

		Fair value measurements at 31 December 2020 categorised into 於2020年12月31日公允值計量之分類		
		Level 1 第1級別 HK\$'000 千港元	Level 2 第2級別 HK\$'000 千港元	Level 3 第3級別 HK\$'000 千港元
Recurring fair value measurements	經常性公允值計量			
Investment properties	投資物業			
– Completed residential properties	– 已完工住宅物業			
– Mainland China	– 中國內地	–	–	2,305
– Completed industrial property	– 已完工工業物業			
– Mainland China	– 中國內地	–	–	17,550
– Completed commercial properties	– 已完工商業物業			
– Hong Kong	– 香港	–	–	74,300
– Under development commercial property – Mainland China	– 發展中商業物業 – 中國內地	–	–	65,705
		–	–	159,860

20 INVESTMENT PROPERTIES (CONTINUED)

(b) Fair Value Measurement of Properties (Continued)

(i) Fair value hierarchy (Continued)

		Fair value measurements at 31 December 2019 categorised into 於於2019年12月31日公允值計量之分類		
		Level 1 第1級別 HK\$'000 千港元	Level 2 第2級別 HK\$'000 千港元	Level 3 第3級別 HK\$'000 千港元
Recurring fair value measurements	經常性公允值計量			
Investment properties	投資物業			
– Completed residential properties	– 已完工住宅物業			
– Mainland China	– 中國內地	–	–	2,166
– Completed industrial property	– 已完工工業物業			
– Mainland China	– 中國內地	–	–	16,156
– Completed commercial properties	– 已完工商業物業			
– Hong Kong	– 香港	–	–	78,200
– Under development commercial property – Mainland China	– 發展中商業物業 – 中國內地	–	–	61,734
		–	–	158,256

There were no transfers among Level 1, 2 and 3 during the Year. The Group's policy is to recognise transfers into and transfers out of fair value hierarchy levels as of the date of the event or change in circumstances that caused the transfer.

The Group's investment properties were revalued as at 31 December 2020 by Ravia Global Appraisal Advisory Limited, an independent professionally qualified valuer. At the end of each reporting period, the directors update their assessment of the fair value of each property, taking into account the most recent independent valuations. The directors determine a property's value within a range of reasonable fair value estimates. The Group management has discussion with the surveyors on the valuation assumptions and valuation results when the valuation is performed at each interim and annual reporting date.

20 投資物業 (續)

(b) 物業之公允值計量 (續)

(i) 公允值級別 (續)

本年度內，第1級別、第2級別及第3級別之間並無轉移。本集團之政策為於出現導致公允值級別之間轉移之事件或狀況變動當日，確認有關轉移。

於2020年12月31日，本集團之投資物業由獨立專業合資格估值師瑞豐環球評估諮詢有限公司重新估值。董事於各報告期間結束時更新彼等對各項物業公允值之評估，當中已計及最近期獨立估值。董事以合理之公允值估計範圍釐定物業之價值。於各中期及年度報告日期開展估值時，本集團管理層就估值假設及估值結果與測量師進行討論。

20 INVESTMENT PROPERTIES (CONTINUED)

(b) Fair Value Measurement of Properties (Continued)

(ii) Information about Level 3 fair value measurements

	Valuation techniques	Unobservable input and range
Investment properties – Residential – Mainland China	Direct comparison approach	Discount on quality of the building of 6% (2019: discount of 0%)
Investment properties – Industrial – Mainland China	Direct comparison approach	Premium on quality of the building of 20% (2019: premium of 5%)
Investment properties – Commercial – Hong Kong	Direct comparison approach	Discount on quality of the building ranged from 0% to 7% (2019: discount of 0% to 4%)
Investment property – under development – Mainland China	Residual approach	Gross development value per sq.m. of RMB9,150 (2019: RMB9,150)

There were no changes to the valuation techniques during the year.

20 投資物業 (續)

(b) 物業之公允值計量 (續)

(ii) 有關第3級別公允值計量之資料

	估值方法	不可觀察輸入數據及範圍
投資物業 – 住宅 – 中國內地	直接比較法	樓宇質量貼現6% (2019年: 貼現0%)
投資物業 – 工業 – 中國內地	直接比較法	樓宇質量溢價20% (2019年: 溢價5%)
投資物業 – 商業 – 香港	直接比較法	樓宇質量貼現介乎0%至7% (2019年: 貼現0%至4%)
投資物業 – 發展中 – 中國內地	剩餘價值法	每平方米發展總值人民幣9,150元 (2019年: 人民幣9,150元)

於本年度內，估值方法並無任何變動。

20 INVESTMENT PROPERTIES (CONTINUED)

(b) Fair Value Measurement of Properties (Continued)

(ii) Information about Level 3 fair value measurements (Continued)

For the completed investment properties, their fair values are generally derived using the direct comparison approach, which basically uses the comparable sales transactions as available in the relevant market to derive the fair value of the properties. Where such information is not available the directors consider information from a variety of sources including:

- (i) current prices in an active market for properties of different nature or recent prices of similar properties in less active markets, adjusted to reflect those differences;
- (ii) discounted cash flow projections based on reliable estimates of future cash flows; or
- (iii) capitalised income projections based upon a property's estimated net market income, and a capitalisation rate derived from an analysis of market evidence.

For the investment property under development, its fair value is derived using the residual approach. This valuation method is essentially a means of valuing the land by reference to its development potential by deducting development costs, land premium, together with developer's profit and risk from the estimated capital value of the proposed development assuming completed as at the date of valuation.

20 投資物業(續)

(b) 物業之公允值計量(續)

(ii) 有關第3級別公允值計量之資料(續)

就已完工投資物業而言，其公允值通常利用直接比較法達致。直接比較法基本上利用相關市場上可查閱之可資比較銷售交易達致物業公允值。倘未能取得有關資料，董事則會考慮來自多方面之資料，包括：

- (i) 不同性質之物業於活躍市場之現行價格或類似物業於較不活躍市場之近期價格(須就反映上述差異作出調整)；
- (ii) 根據未來現金流量之可靠估計而作出之貼現現金流量預測；或
- (iii) 根據物業之估計市場收入淨額以及源自市場憑證分析所得之資本化比率而作出之資本化收入預測。

就發展中投資物業而言，其公允值利用剩餘價值法達致。該估值方法實質上假設擬發展項目於估值日期落成，透過扣減發展成本、土地租賃以及發展商估計資本價值之溢利及風險，而參考其發展潛力對土地進行估值。

20 INVESTMENT PROPERTIES (CONTINUED)

(b) Fair Value Measurement of Properties (Continued)

(ii) Information about Level 3 fair value measurements (Continued)

The movements during the year in the balance of these Level 3 fair value measurements are as follows:

		Investment properties 投資物業		
		Hong Kong 香港	Mainland China 中國內地	Total 總計
		HK\$'000 千港元	HK\$'000 千港元	HK\$'000 千港元
At 1 January 2020	於2020年1月1日	78,200	80,056	158,256
(Loss)/gain on fair value adjustment (Note 7(c))	公允值調整之 (虧損)/收益 (附註7(c))	(3,900)	336	(3,564)
Exchange realignment	匯兌調整	–	5,168	5,168
At 31 December 2020	於2020年12月31日	74,300	85,560	159,860

		Investment properties 投資物業		
		Hong Kong 香港	Mainland China 中國內地	Total 總計
		HK\$'000 千港元	HK\$'000 千港元	HK\$'000 千港元
At 1 January 2019	於2019年1月1日	69,600	78,178	147,778
Gain on fair value adjustment (Note 7(c))	公允值調整之收益 (附註7(c))	8,600	3,645	12,245
Exchange realignment	匯兌調整	–	(1,767)	(1,767)
At 31 December 2019	於2019年12月31日	78,200	80,056	158,256

20 投資物業 (續)

(b) 物業之公允值計量 (續)

(ii) 有關第3級別公允值計量之資料 (續)

年內第3級別公允值計量之結餘變動如下：

20 INVESTMENT PROPERTIES (CONTINUED)

(b) Fair Value Measurement of Properties (Continued)

(ii) Information about Level 3 fair value measurements (Continued)

Fair value adjustment of investment properties is recognised in the line item "other net (loss)/gain" on the face of the consolidated statement of profit or loss.

All the (loss)/gain recognised in profit or loss for the year arise from the properties held at the end of the reporting period.

The Group leases out investment properties under operating leases. The leases typically run for an initial period of one to two years, with an option to renew the lease after that date at which time all terms are renegotiated. None of the leases includes variable lease payments.

At 31 December 2020, the Group had total future minimum lease receivable under non-cancellable operating leases as follows:

		2020 2020年 HK\$'000 千港元	2019 2019年 HK\$'000 千港元
Within 1 year	1年內	695	727
After 1 year but within 5 years	超過1年但於5年內	–	654
		695	1,381

20 投資物業 (續)

(b) 物業之公允值計量 (續)

(ii) 有關第3級別公允值計量之資料 (續)

投資物業之公允值調整於綜合損益表「其他(虧損)/收益淨額」項目內確認。

於報告期間結束時，所有本年度自持有物業產生之(虧損)/收益於損益內確認。

本集團根據經營租約出租投資物業。該等租賃通常初步為期一至兩年，並可於該日選擇重續租賃，屆時可重新磋商所有條款。概無租賃包括可變租賃付款。

於2020年12月31日，本集團根據不可撤銷經營租約之應收未來最低租金總額如下：

21 FINANCIAL ASSETS AT FAIR VALUE THROUGH PROFIT OR LOSS **21 按公允值於損益內列賬之金融資產**

		2020 2020年 HK\$'000 千港元	2019 2019年 HK\$'000 千港元
Non-current investments	非即期投資		
Equity securities	股本證券	17,466	9,154
Insurance policy investments	保險投資	15,615	15,279
		33,081	24,433
Current investments	即期投資		
Equity securities	股本證券	14	17

Information about the fair value measurement of the financial assets at fair value through profit or loss is included in Note 39(f).

按公允值於損益內列賬之金融資產之公允值計量相關資料載於附註39(f)。

22 INTANGIBLE ASSETS

22 無形資產

		Computer software 電腦軟件 HK\$'000 千港元	Brand Name 品牌名稱 HK\$'000 千港元	Goodwill 商譽 HK\$'000 千港元	Total 總計 HK\$'000 千港元
At 1 January 2020, net of accumulated amortisation	於2020年1月1日，扣除累計攤銷	–	1,518	3	1,521
Amortisation provided during the year	年內攤銷撥備	–	(237)	–	(237)
Exchange realignment	匯兌調整	–	84	–	84
At 31 December 2020, net of accumulated amortisation	於2020年12月31日，扣除累計攤銷	–	1,365	3	1,368
Cost	成本值	3,885	2,483	3	6,371
Accumulated amortisation	累計攤銷	(3,885)	(1,118)	–	(5,003)
Net carrying amount	賬面淨值	–	1,365	3	1,368
At 1 January 2019, net of accumulated amortisation	於2019年1月1日，扣除累計攤銷	61	1,719	3	1,783
Amortisation provided during the year	年內攤銷撥備	(61)	(228)	–	(289)
Exchange realignment	匯兌調整	–	27	–	27
At 31 December 2019, net of accumulated amortisation	於2019年12月31日，扣除累計攤銷	–	1,518	3	1,521
Cost	成本值	3,885	2,334	3	6,222
Accumulated amortisation	累計攤銷	(3,885)	(816)	–	(4,701)
Net carrying amount	賬面淨值	–	1,518	3	1,521

Amortisation of HK\$237,000 (2019: HK\$289,000) is included in the “administrative expenses” of the consolidated statement of profit or loss.

攤銷237,000港元(2019年: 289,000港元)計入綜合損益表「行政費用」。

Notes to the Consolidated Financial Statements
綜合財務報表附註

23 SUBSIDIARIES

Particulars of the principal subsidiaries are as follows:

23 附屬公司

主要附屬公司資料如下：

Name 名稱	Note 附註	Place of incorporation/ registration and operations 註冊成立/ 註冊及經營地區	Nominal value of issued and paid-up/ registered capital 已發行及繳足股本 面值/註冊資本	Percentage of equity attributable to the Company 本公司應佔股本百分比		Principal activities 主要業務
				2020 2020年	2019 2019年	
Accord Advance Limited 協進有限公司 #		British Virgin Islands 英屬處女群島	Ordinary US\$10 普通股10美元	100	100	Investment holding 投資控股
Dongguan Luminous Town Electric Co., Ltd.* 東莞輝城電子有限公司	1	Mainland China 中國內地	Registered HK\$11,550,000 註冊資本 11,550,000港元	74.86	74.86	Manufacture and sale of electronic components 製造及銷售電子元件
Dongguan Manixion New Materials and Components Company Limited * 東莞萬利信新材料元件有限公司	1	Mainland China 中國內地	Registered US\$9,590,000 註冊資本 9,590,000美元	100	100	Manufacture and sale of electronic components 製造及銷售電子元件
Forward Electronics (Dongguan) Company Limited * 富華德電子(東莞)有限公司	1	Mainland China 中國內地	Registered RMB5,000,000 註冊資本 人民幣5,000,000元	100	100	Manufacture and sale of electronic components 製造及銷售電子元件
Foshan Rifeng Electronic Co., Ltd. 佛山日豐電子有限公司	1	Mainland China 中國內地	Registered US\$1,000,000 註冊資本 1,000,000美元	100	100	Manufacture and sale of electronic components 製造及銷售電子元件
Fu Tak (Qingyuan) Electronic Foil Company Limited * 富德(清遠)電子鋁箔有限公司	1	Mainland China 中國內地	Registered RMB11,000,000 註冊資本 人民幣11,000,000元	100	100	Manufacture and sale of electronic components 製造及銷售電子元件
High Merit Group Limited		British Virgin Islands 英屬處女群島	Ordinary US\$1 普通股1美元	100	100	Investment holding 投資控股

23 SUBSIDIARIES (CONTINUED)

Particulars of the principal subsidiaries are as follows:
(Continued)

23 附屬公司(續)

主要附屬公司資料如下:(續)

Name 名稱	Note 附註	Place of incorporation/ registration and operations 註冊成立/ 註冊及經營地區	Nominal value of issued and paid-up/ registered capital 已發行及繳足股本 面值/註冊資本	Percentage of equity attributable to the Company 本公司應佔股本百分比		Principal activities 主要業務
				2020 2020年	2019 2019年	
Jiangxi Telexon Electronics Company Limited * 江西德樂信電子有限公司	1	Mainland China 中國內地	Registered RMB40,000,000 註冊資本 人民幣40,000,000元	100	100	Manufacture and sale of electronic components 製造及銷售電子元件
Johnstone International Limited 約翰斯通國際有限公司 #		British Virgin Islands 英屬處女群島	Ordinary US\$1 普通股1美元	100	100	Investment holding 投資控股
Kunshan Hongzheng Electric Co., Ltd. 昆山鴻正電子有限公司	1	Mainland China 中國內地	Registered US\$5,300,000 註冊資本 5,300,000美元	74.86	74.86	Manufacture, processing and sale of electronic components 製造、加工及銷售 電子元件
Luminous Town Electric Co., Ltd. 輝城電子股份有限公司		Taiwan 台灣	Registered TW\$668,308,610 註冊資本 台幣668,308,610元	74.86	74.86	Investment holding 投資控股
Man Fat International Trading (Shanghai) Company Limited * 萬發國際貿易(上海)有限公司	1	Mainland China 中國內地	Registered US\$200,000 註冊資本 200,000美元	100	100	Trading of electronic components 買賣電子元件
Man Jin Electronics (Shenzhen) Company Limited * 萬晉電子(深圳)有限公司	1	Mainland China 中國內地	Registered HK\$3,500,000 註冊資本 3,500,000港元	100	100	Trading of electronic components 買賣電子元件
Man Yue (China) Investment Limited * 萬裕(中國)投資有限公司	1	Mainland China 中國內地	Registered US\$30,000,000 註冊資本 30,000,000美元	100	100	Investment holding 投資控股

Notes to the Consolidated Financial Statements
綜合財務報表附註

23 SUBSIDIARIES (CONTINUED)

Particulars of the principal subsidiaries are as follows:
(Continued)

23 附屬公司 (續)

主要附屬公司資料如下: (續)

Name 名稱	Note 附註	Place of incorporation/ registration and operations 註冊成立/ 註冊及經營地區	Nominal value of issued and paid-up/ registered capital 已發行及繳足股本 面值/註冊資本	Percentage of equity attributable to the Company 本公司應佔股本百分比		Principal activities 主要業務
				2020 2020年	2019 2019年	
Man Yue Electronics Company Limited 萬裕電子有限公司		Hong Kong 香港	Ordinary HK\$2, Non-voting deferred HK\$3,000,000 普通股2港元, 無投票權遞延股 3,000,000港元	100	100	Trading of electronic components 買賣電子元件
Man Yue Holdings (BVI) Limited	2	British Virgin Islands 英屬處女群島	Ordinary US\$10,000 普通股10,000美元	100	100	Investment holding 投資控股
Man Yue Technology (China) Ltd 萬裕科技(中國)有限公司	1	Mainland China 中國內地	Registered US\$48,000,000 註冊資本 48,000,000美元	100	100	Investment holding 投資控股
Man Yue Technology Limited 萬裕科技有限公司		British Virgin Islands/ Hong Kong 英屬處女群島/香港	Ordinary US\$10 普通股10美元	100	100	Investment holding 投資控股
Manixon Electronics Company Limited 萬利信電子有限公司		Hong Kong 香港	Ordinary HK\$1 普通股1港元	100	100	Trading of electronic components 買賣電子元件
MLPC Electronics Company Limited 積層電容電子有限公司		Hong Kong 香港	Ordinary HK\$100 普通股100港元	100	100	Trading of electronic components 買賣電子元件
MMS Electronics Company Limited 萬盛電子有限公司		Hong Kong 香港	Ordinary HK\$1 普通股1港元	100	100	Trading of Electronic components 買賣電子元件

23 SUBSIDIARIES (CONTINUED)

Particulars of the principal subsidiaries are as follows:
(Continued)

23 附屬公司(續)

主要附屬公司資料如下:(續)

Name 名稱	Note 附註	Place of incorporation/ registration and operations 註冊成立/ 註冊及經營地區	Nominal value of issued and paid-up/ registered capital 已發行及繳足股本 面值/註冊資本	Percentage of equity attributable to the Company 本公司應佔股本百分比		Principal activities 主要業務
				2020 2020年	2019 2019年	
MMS Logistics Company Limited		Hong Kong 香港	Ordinary HK\$10,000 普通股10,000港元	100	100	Trading of electronic components 買賣電子元件
Rifeng Qingyuan Electronic Co., Ltd. 日豐(清遠)電子有限公司	1	Mainland China 中國內地	Registered HK\$80,000,000 註冊資本 80,000,000港元	100	100	Manufacture and sale of raw materials 製造及銷售原材料
Rihong (Yaan) Electronics Co., Ltd.* 日泓(雅安)電子有限公司	1	Mainland China 中國內地	Registered US\$23,000,000 註冊資本 23,000,000美元	100	100	Manufacture and sale of raw materials 製造及銷售原材料
Samxon Electronic Components Limited 三信電子零件有限公司		Hong Kong 香港	Ordinary HK\$2 普通股2港元	100	100	Trading of electronic components 買賣電子元件
Samxon Electronics (Dongguan) Co., Ltd. 萬裕三信電子(東莞)有限公司	1	Mainland China 中國內地	Registered US\$96,775,000 註冊資本 96,775,000美元	100	100	Manufacture and sale of electronic components 製造及銷售電子元件
Searange Investment Limited 海韻投資有限公司		Hong Kong 香港	Ordinary HK\$2 普通股2港元	100	100	Trading of equity investments 買賣股本投資
Splendid Skill Holdings Limited		British Virgin Islands 英屬處女群島	Ordinary US\$10 普通股10美元	100	100	Investment holding 投資控股

23 SUBSIDIARIES (CONTINUED)

Particulars of the principal subsidiaries are as follows:
(Continued)

23 附屬公司 (續)

主要附屬公司資料如下：(續)

Name 名稱	Note 附註	Place of incorporation/ registration and operations 註冊成立/ 註冊及經營地區	Nominal value of issued and paid-up/ registered capital 已發行及繳足股本 面值/註冊資本	Percentage of equity attributable to the Company 本公司應佔股本百分比		Principal activities 主要業務
				2020 2020年	2019 2019年	
Stand New Enterprise Limited 立新企業有限公司		Hong Kong 香港	Ordinary HK\$1 普通股1港元	100	100	Investment holding 投資控股
Starzeon Electronics Company Limited 萬星光電子有限公司		Hong Kong 香港	Ordinary HK\$1 普通股1港元	100	100	Trading of electronic components 買賣電子元件
Starzeon Electronics (Dongguan) Co., Ltd. * 萬星光電子(東莞)有限公司	1	Mainland China 中國內地	Registered US\$15,000,000 註冊資本 15,000,000美元	100	100	Manufacture and sale of electronic components 製造及銷售電子元件
TradeUNIT Limited 中電貿有限公司#		British Virgin Islands/ Hong Kong 英屬處女群島/香港	Ordinary HK\$9,500,000 普通股9,500,000港元	100	100	Trading of raw materials 買賣原材料
Walters Electronics (Dongguan) Company Limited 華德士電子(東莞)有限公司	1	Mainland China 中國內地	Registered RMB5,000,000 註冊資本 人民幣5,000,000元	100	100	Manufacture and sale of electronic components 製造及銷售電子元件
Walters Electronics (Qingyuan) Company Limited 華德士電子(清遠)有限公司	1	Mainland China 中國內地	Registered US\$30,000,000 註冊資本 30,000,000美元	100	100	Manufacture and sale of electronic components 製造及銷售電子元件
Wuxi Man Yue Electronics Company Limited 無錫萬裕電子有限公司	1	Mainland China 中國內地	Registered US\$42,000,000 註冊資本 42,000,000美元	100	100	Manufacture and sale of electronic components 製造及銷售電子元件

23 SUBSIDIARIES (CONTINUED)

Particulars of the principal subsidiaries are as follows:
(Continued)

23 附屬公司(續)

主要附屬公司資料如下:(續)

Name 名稱	Note 附註	Place of incorporation/ registration and operations 註冊成立/ 註冊及經營地區	Nominal value of issued and paid-up/ registered capital 已發行及繳足股本 面值/註冊資本	Percentage of equity attributable to the Company 本公司應佔股本百分比		Principal activities 主要業務
				2020 2020年	2019 2019年	
X-CON Electronics Limited X-CON電子有限公司		British Virgin Islands/ Hong Kong 英屬處女群島/香港	Ordinary US\$1 普通股1美元	100	100	Trading of electronic components 買賣電子元件
Xinjiang Join Yue Electronics New Materials Company Ltd. 新疆眾裕電子新材料有限公司	1	Mainland China 中國內地	Registered US\$8,000,000 註冊資本 8,000,000美元	100	100	Manufacture and sale of raw materials 製造及銷售原材料
Yuk Wah Electronics Company Limited 玉華電子有限公司		Hong Kong 香港	Ordinary HK\$80,000 普通股80,000港元	100	100	Investment holding 投資控股
湖北亨特新能源材料有限公司	1	Mainland China 中國內地	Registered RMB10,000,000 註冊資本 人民幣10,000,000元	75	75	Manufacture and sale of chemical material 製造及銷售化學物料
清遠裕晉電子有限公司	1	Mainland China 中國內地	Registered RMB2,500,000 註冊資本 人民幣2,500,000元	100	100	Manufacture and sale of electronic components 製造及銷售電子元件

Notes:

- The subsidiaries are registered as wholly-foreign-owned enterprises under the laws of Mainland China.
 - Shares held directly by the Company.
- # The Company name in Chinese is a direct translation of the registered English name for the purpose of identification.
- * The company name in English is a direct translation of the registered Chinese name for the purpose of identification.

附註:

- 此等附屬公司乃根據中國內地法律註冊為外商獨資企業。
 - 本公司直接持有之股份。
- # 中文公司名稱為註冊英文名稱之直接翻譯，僅供識別。
- * 英文公司名稱為註冊中文名稱之直接翻譯，僅供識別。

23 SUBSIDIARIES (CONTINUED)

All the subsidiaries of the Company are limited liability companies.

The above table lists the subsidiaries of the Company which, in the opinion of the directors, principally affected the results for the Year or formed a substantial portion of the net assets of the Group.

The following table lists out the information relating to Luminous Town Electric Co., Ltd. ("Luminous Town"), the only subsidiary of the Group which has a material non-controlling interest ("NCI"). The summarised financial information presented below represents the amounts before any inter-company elimination.

23 附屬公司 (續)

本公司所有附屬公司均為有限責任公司。

上表所列本公司附屬公司乃董事認為主要影響本年度業績或構成本集團資產淨值重要部分之附屬公司。

下表載列有關本集團唯一擁有重大非控股股東權益(「非控股股東權益」)之附屬公司輝城電子股份有限公司(「輝城」)之資料。下文呈列之財務資料概要指任何公司間對銷前金額。

		2020 2020年 HK\$'000 千港元	2019 2019年 HK\$'000 千港元
NCI percentage	非控股股東權益百分比	25.1%	25.1%
Current assets	流動資產	250,265	175,789
Non-current assets	非流動資產	69,459	56,624
Current liabilities	流動負債	150,685	80,243
Non-current liabilities	非流動負債	24,353	25,052
Net assets	資產淨值	144,686	127,118
Carrying amount of NCI	非控股股東權益賬面值	36,374	31,957
Revenue	收入	252,649	187,557
Profit/(loss) for the year	年度溢利/(虧損)	8,010	(19,934)
Total comprehensive income	全面收入總額	9,209	(21,871)
Profit/(loss) allocated to NCI	分配予非控股股東權益之溢利/(虧損)	2,013	(5,011)
Cash flows from operating activities	經營業務之現金流量	15	16,719
Cash flows from investing activities	投資活動之現金流量	(13,545)	(4,524)
Cash flows from financing activities	融資活動之現金流量	29,337	(25,043)

24 INVESTMENTS IN JOINT VENTURES

24 於合營企業之投資

		2020 2020年 HK\$'000 千港元	2019 2019年 HK\$'000 千港元
Share of net assets	應佔資產淨值	194,142	167,215
Loans to a joint venture	給予一間合營企業之貸款	152,358	133,908
Due from joint ventures	應收合營企業之款項	20,580	29,884
Due to joint ventures	應付合營企業之款項	(56,619)	(36,822)

The loans to a joint venture, amounts due from and due to joint ventures are unsecured, interest-free and repayable on demand or per trading credit terms except:

- (a) Loans amounting to HK\$123,539,000 (2019: HK\$105,088,000) are interest-bearing at a rate of 4.90% (2019: 4.90%) per annum.
- (b) Included in amounts due to joint ventures are trade payables to joint ventures amounting to HK\$20,876,000 (2019: HK\$10,225,000).

給予一間合營企業之貸款、應收及應付合營企業之款項乃無抵押、免息且須按要求或按交易信貸期償還，惟：

- (a) 為數123,539,000港元(2019年：105,088,000港元)之貸款按年利率4.90厘(2019年：4.90厘)計息。
- (b) 應付合營企業之款項中包括應付合營企業之應付賬款20,876,000港元(2019年：10,225,000港元)。

Particulars of the joint ventures, all of which are held indirectly through subsidiaries, are as follows:

透過附屬公司間接持有之合營企業資料如下：

Name 名稱	Particulars of issued shares/ registered capital 已發行股份/ 註冊資本之詳情	Place of incorporation/ registration and operations 註冊成立/ 註冊及經營地點	Percentage of 下列各項之百分比			Principal activities 主要業務
			Ownership interest 所有權權益	Voting power 投票權	Profit sharing 攤佔溢利	
Ever Reliance Industrial Investments Limited ("Ever Reliance") 長信工業投資有限公司 (「長信」)	Ordinary HK\$100 普通股100港元	Hong Kong 香港	48	50	48	Investment holding 投資控股
Nan Tong Xin Cheng Electronics Company Ltd. 南通新誠電子有限公司	Registered HK\$25,080,000 註冊資本25,080,000港元	Mainland China 中國內地	49	33	49	Manufacture and sale of raw materials 製造及銷售原材料

24 INVESTMENTS IN JOINT VENTURES (CONTINUED)

Set out below are the summarised financial information of a material joint venture, Ever Reliance, which is accounted for using the equity method.

24 於合營企業之投資(續)

以下載列主要合營企業長信之財務資料概要，其採用權益法入賬。

		2020 2020年 HK\$'000 千港元	2019 2019年 HK\$'000 千港元
Summarised statement of financial position	財務狀況表概要		
Non-current assets	非流動資產	540,374	469,572
Current assets (excluding cash and cash equivalents)	流動資產(不包括現金及現金等值物)	4,817	15,948
Cash and cash equivalents	現金及現金等值物	688	396
Current financial liabilities (excluding trade and other payables and provisions)	流動金融負債(不包括應付賬款及其他應付款項以及撥備)	(93,033)	(94,258)
Other current liabilities (including trade and other payables and provisions)	其他流動負債(包括應付賬款及其他應付款項以及撥備)	(24,043)	(32,571)
Non-current financial liabilities	非流動金融負債	(30,600)	(30,600)
Other non-current liabilities	其他非流動負債	(63,739)	(48,381)
Net assets	資產淨值	334,464	280,106

		2020 2020年 HK\$'000 千港元	2019 2019年 HK\$'000 千港元
Summarised statement of profit or loss and other comprehensive income	損益及其他全面收入表概要		
Revenue	收入	12,855	12,972
Other gains	其他收益	38,907	84,242
Depreciation	折舊	–	(316)
Interest income	利息收入	3	1
Interest expense	利息支出	(4,982)	(4,636)
Income tax	所得稅	(9,926)	(21,065)
Profit for the year	本年度溢利	30,664	65,947
Other comprehensive income	其他全面收入	23,694	(7,243)
Total comprehensive income	全面收入總額	54,358	58,704

24 INVESTMENTS IN JOINT VENTURES (CONTINUED) **24 於合營企業之投資 (續)**

Reconciled to the Group's Interest in Ever Reliance

與本集團於長信之權益一致

		2020 2020年 HK\$'000 千港元	2019 2019年 HK\$'000 千港元
Gross amounts of Ever Reliance's net assets	長信資產淨值總額	334,464	280,106
Group's effective interest	本集團之實際權益	48%	48%
Group's share of Ever Reliance's net assets and carrying amount in the consolidated financial statements	本集團應佔長信之資產淨值及於綜合財務報表之賬面值	160,543	134,451

The following table sets out the summarised financial information of the Group's shared portion of joint ventures excluding Ever Reliance, that are not individually material:

下表載列本集團應佔合營企業(不包括長信)部分並非個別重大之財務資料概要:

		2020 2020年 HK\$'000 千港元	2019 2019年 HK\$'000 千港元
Loss for the year	本年度虧損	(1,204)	(705)
Other comprehensive income	其他全面收入	2,039	(732)
Total comprehensive income	全面收入總額	835	(1,437)

25 INVENTORIES

25 存貨

(a) Inventory in the Consolidated Statement of Financial Position Comprise:

(a) 綜合財務狀況表之存貨包括:

		2020 2020年 HK\$'000 千港元	2019 2019年 HK\$'000 千港元
Raw materials	原材料	234,412	154,442
Work in progress	在製品	133,765	207,333
Finished goods	製成品	309,083	233,825
		677,260	595,600

25 INVENTORIES (CONTINUED)

(b) The Analysis of the Amount of Inventories Recognised as an Expense and Included in Profit or Loss is as Follows:

		2020 2020年 HK\$'000 千港元	2019 2019年 HK\$'000 千港元
Carrying amount of inventories sold	已出售存貨之賬面值	1,314,316	1,038,193
Write-down of inventories	存貨撇減	14,145	8,843
Reversal of write-down of inventories	存貨撇減撥回	(739)	(169)
Cost of sales	銷售成本	1,327,722	1,046,867

The reversal of write-down of inventories made in prior years arose due to an increase in the estimated net realisable value of certain electronic goods as a result of a change in market preferences.

於過往年度，存貨撇減撥回乃由於市場喜好轉變導致若干電子貨品之估計可變現淨值增加所致。

25 存貨(續)

(b) 確認為開支且計入損益之存貨金額分析如下：

26 TRADE RECEIVABLES AND PREPAYMENTS, DEPOSITS AND OTHER RECEIVABLES

		2020 2020年 HK\$'000 千港元	2019 2019年 HK\$'000 千港元
Trade receivables	應收賬款	801,307	697,380
Loss allowance	虧損撥備	(39,740)	(39,496)
Prepayments, deposits and other receivables	預付款項、按金及其他應收款項	761,567	657,884
		118,524	106,303
		880,091	764,187

26 應收賬款以及預付款項、按金及其他應收款項

26 TRADE RECEIVABLES AND PREPAYMENTS, DEPOSITS AND OTHER RECEIVABLES (CONTINUED)

All of trade and other receivables are expected to be recovered within one year.

The Group's trading terms with its customers are mainly on credit, except for new customers, where payment in advance is normally required. The credit period is generally 90 days, extending up to 150 days for major customers. Each customer has a maximum credit limit. The Group seeks to maintain strict control over its outstanding receivables and has a credit control department to minimise credit risk. Overdue balances are reviewed regularly by senior management. In view of the aforementioned and the fact that the Group's trade receivables relate to a large number of diversified customers, there is no significant concentration of credit risk. Trade receivables are non-interest-bearing.

Credit risk was hedged mainly through credit insurance policies. Where the Group has the benefit of credit insurance, a separate asset is recognised for any expected reimbursement that would be virtually certain if a claim was to be made. As at the end of the reporting period HK\$2,386,000 (2019: HK\$2,892,000) is included within "prepayments, deposits and other receivables" in current assets in respect of such expected reimbursements.

The Group categorises its trade receivables based on the ageing. Future cash flow for each group of trade receivables are estimated on the basis of historical loss experience, adjusted to effects of current conditions of each customer as well as forward looking information. For trade receivables relating to accounts which are long overdue with significant amounts or known insolvencies, they are assessed individually for impairment.

26 應收賬款以及預付款項、按金及其他應收款項 (續)

所有應收賬款及其他應收款項預期將於一年內收回。

本集團與客戶之交易條款主要為信貸方式，惟新客戶一般須預先付款。信貸期一般為90天，主要客戶可延長至最多150天。每名客戶均設有最高信貸額。本集團致力對尚未收取之應收款項維持嚴格控制，並設有信貸控制部將信貸風險減至最低。高級管理人員定期檢討逾期結餘。由於上述原因及本集團之應收賬款來自大量不同客戶，因此並無重大信貸集中風險。應收賬款為不計息。

信貸風險主要透過信貸保險對沖。倘本集團有信貸保險利益，則在提出索償之情況下，就實質確定有任何預期償還款項時確認個別資產。於報告期末，有關該等預期償還款項內2,386,000港元（2019年：2,892,000港元）已計入流動資產之「預付款項、按金及其他應收款項」。

本集團按賬齡將其應收賬款歸類。各組別應收賬款之未來現金流量按過往損失經驗估計，並就各客戶現時狀況之影響及前瞻性資料作出調整。對於逾期已久且金額龐大之賬戶或已知無力償還之應收賬款會就減值作個別評估。

26 TRADE RECEIVABLES AND PREPAYMENTS, DEPOSITS AND OTHER RECEIVABLES (CONTINUED)

An ageing analysis of the trade receivables at the end of the reporting period, based on the invoice date and net of loss allowance, is as follows:

		2020 2020年 HK\$'000 千港元	2019 2019年 HK\$'000 千港元
1 – 3 months	1至3個月	614,583	504,766
4 – 6 months	4至6個月	129,666	127,966
7 – 12 months	7至12個月	11,733	16,350
Over 1 year	超過1年	5,585	8,802
		761,567	657,884

26 應收賬款以及預付款項、按金及其他應收款項(續)

於報告期末，按發票日期計算及扣除虧損撥備後之應收賬款賬齡分析如下：

27 DERIVATIVE FINANCIAL INSTRUMENTS

27 衍生金融工具

		2020 2020年 HK\$'000 千港元	2019 2019年 HK\$'000 千港元
Analysed into:	分析如下：		
– Interest rate swaps	– 利率掉期	–	245
Portion classified as current	歸類為流動部分	–	(245)
Non-current portion	非流動部分	–	–

At 31 December 2020, all interest rate swap contracts were expired.

The net changes in the fair value of interest rate swap contracts which did not meet the criteria for hedge accounting for accounting purposes amounting to HK\$11,000 (2019: HK\$98,000) were debited to the consolidated statements of profit or loss during the Year.

於2020年12月31日，所有利率掉期合約均已到期。

就會計目的而言，本集團已於綜合損益表中就不符合對沖會計處理標準之利率掉期合約於本年度內之公允值變動淨額扣除11,000港元(2019年：98,000港元)。

28 CASH AND CASH EQUIVALENTS

(a) Cash and Cash Equivalents Comprise:

		2020 2020年 HK\$'000 千港元	2019 2019年 HK\$'000 千港元
Cash and bank balances	現金及銀行結餘	258,834	220,707
Time deposits within 3 months to maturity when placed	於存入時到期日在3個月以內之定期存款	4,652	5,008
Cash and cash equivalents	現金及現金等值物	263,486	225,715

Cash at banks earns interest at floating bank deposit rates. Short term time deposits range from one day to three months depending on the immediate cash requirements of the Group, and earn interest at the respective short term time deposit rates. The cash and bank balances are deposited with creditworthy banks with no recent history of default.

As at the end of the reporting date, the amount of cash and cash equivalents denominated in Renminbi ("RMB") was HK\$121,366,000 (2019: HK\$81,060,000). The RMB is not freely convertible into other currencies, however, under the Regulations of the People's Republic of China on the Management of Foreign Exchange, the Group is permitted to exchange RMB for other currencies through authorised banks to conduct foreign exchange business.

28 現金及現金等值物

(a) 現金及現金等值物包括：

銀行現金按浮動銀行存款利率賺取利息。短期定期存款視乎本集團之即時現金需求，會以介乎一天至三個月之期間作出，並按相關之短期定期存款利率賺取利息。現金及銀行結餘存於近期無違約記錄且信譽良好之銀行。

於報告期末，以人民幣（「人民幣」）計值之現金及現金等值物為121,366,000港元（2019年：81,060,000港元）。人民幣不可自由兌換為其他貨幣。然而，根據根據《中華人民共和國外匯管理條例》，本集團獲准透過獲授權銀行進行外匯業務，以將人民幣兌換為其他貨幣。

28 CASH AND CASH EQUIVALENTS (CONTINUED)

(b) Reconciliation of Liabilities Arising from Financing Activities:

The table below details changes in the Group's liabilities from financing activities, including both cash and non-cash changes. Liabilities arising from financing activities are liabilities for which cash flows were, or future cash flows will be, classified in the Group's consolidated cash flow statement as cash flows from financing activities.

		Interest rate swap 利率掉期 HK\$'000 千港元 (Note 27) (附註27)	Bank loans 銀行貸款 HK\$'000 千港元 (Note 30) (附註30)	Lease liabilities 租賃負債 HK\$'000 千港元 (Note 31) (附註31)	Total 總計 HK\$'000 千港元
At 1 January 2020	於2020年1月1日	245	975,677	83,949	1,059,871
Changes from financing cash flows:	融資現金流量變動:				
Proceeds from new bank loans	新增銀行貸款所得款項	-	2,090,574	-	2,090,574
Repayment of bank loans	償還銀行貸款	-	(2,057,871)	-	(2,057,871)
Capital element of lease rentals paid	已付租賃租金之資本部分	-	-	(17,955)	(17,955)
Interest element of lease rentals paid	已付租賃租金之利息部分	-	-	(3,627)	(3,627)
Interest paid	已付利息	-	(36,113)	-	(36,113)
Payment for interest rate swaps	支付利率掉期	(256)	-	-	(256)
Total changes from financing cash flows	融資現金流量變動總額	(256)	(3,410)	(21,582)	(25,248)
Change in fair value	公允值變動	11	-	-	11
Exchange adjustments	匯兌調整	-	16,137	4,740	20,877
Other changes:	其他變動:				
Increase in lease liabilities from entering into new leases during the period	期內訂立新租賃所增加之租賃負債	-	-	2,723	2,723
Increase in lease liabilities from modification of leases during the period	期內修訂租賃所增加之租賃負債	-	-	3,075	3,075
Interest expenses (Note 11)	利息支出(附註11)	-	36,113	3,627	39,740
Total other changes	其他變動總額	-	36,113	9,425	45,538
At 31 December 2020	於2020年12月31日	-	1,024,517	76,532	1,101,049

28 現金及現金等值物(續)

(b) 融資活動產生之負債之對賬:

下表詳述本集團融資活動產生之負債變動，包括現金及非現金變動。融資活動產生之負債指現金流量已經(或未來現金流量將會)被分配至本集團綜合現金流量表作為融資活動所得現金流量。

28 CASH AND CASH EQUIVALENTS (CONTINUED) 28 現金及現金等值物 (續)

(b) Reconciliation of Liabilities Arising from Financing Activities: (Continued)

(b) 融資活動產生之負債之對賬：
(續)

		Interest rate swap 利率掉期 HK\$'000 千港元 (Note 27) (附註27)	Bank loans 銀行貸款 HK\$'000 千港元 (Note 30) (附註30)	Lease liabilities 租賃負債 HK\$'000 千港元 (Note 31) (附註31)	Total 總計 HK\$'000 千港元
At 1 January 2019	於2019年1月1日	2,273	889,355	70,170	961,798
Changes from financing cash flows:	融資現金流量變動：				
Proceeds from new bank loans	新增銀行貸款所得款項	-	889,090	-	889,090
Repayment of bank loans	償還銀行貸款	-	(800,672)	-	(800,672)
Capital element of lease rentals paid	已付租賃租金之資本部分	-	-	(17,583)	(17,583)
Interest element of lease rentals paid	已付租賃租金之利息部分	-	-	(4,391)	(4,391)
Interest paid	已付利息	-	(38,082)	-	(38,082)
Payment for interest rate swaps	支付利率掉期	(2,126)	-	-	(2,126)
Total changes from financing cash flows	融資現金流量變動總額	(2,126)	50,336	(21,974)	26,236
Change in fair value	公允值變動	98	-	-	98
Exchange adjustments	匯兌調整	-	(2,096)	(1,803)	(3,899)
Other changes:	其他變動：				
Increase in lease liabilities from entering into new leases during the period	期內訂立新租賃所增加之租賃負債	-	-	34,628	34,628
Decrease in lease liabilities from termination of leases during the period	期內終止租賃所減少之租賃負債	-	-	(1,463)	(1,463)
Interest expenses (Note 11)	利息支出 (附註11)	-	38,082	4,391	42,473
Total other changes	其他變動總額	-	38,082	37,556	75,638
At 31 December 2019	於2019年12月31日	245	975,677	83,949	1,059,871

28 CASH AND CASH EQUIVALENTS (CONTINUED) **28 現金及現金等值物 (續)**

(c) Total Cash Outflow for Leases

Amounts included in the cash flow statement for leases comprise the following:

		2020 2020年 HK\$'000 千港元	2019 2019年 HK\$'000 千港元
Within operating cash flows	經營現金流量內	775	1,693
Within financing cash flows	融資現金流量內	21,582	21,974
		22,357	23,667

These amounts relate to the following:

該等金額與下列各項有關：

		2020 2020年 HK\$'000 千港元	2019 2019年 HK\$'000 千港元
Lease rentals paid	已付租賃租金	22,357	23,667

29 TRADE AND BILLS PAYABLES, OTHER PAYABLES AND ACCRUED LIABILITIES AND CONTRACT LIABILITIES

29 應付賬款及票據、其他應付款項及應計負債以及合約負債

		2020 2020年 HK\$'000 千港元	2019 2019年 HK\$'000 千港元
Trade and bills payables	應付賬款及票據	346,126	254,770
Receipt in advance ¹	預收款項 ¹	4,530	1,817
Salary and welfare payables	應付薪金及福利	33,699	25,502
Value-added tax payable	應付增值稅	16,742	20,342
Contract liabilities ²	合約負債 ²	8,265	5,683
Other payables and accrual	應付其他款項及應計款項	66,176	52,060
		475,538	360,174

Notes:

- The receipt in advance is not related to contracts that create enforceable rights and obligations between the Group and the customers.
- One of the customers is entitled to volume discounts based on aggregate sales over a 12-month period. Revenue from sales to this customer is recognised based on the price specified in the contract net of estimated volume discounts. Accumulated experience is used to estimate and provide for the discounts and revenue is only recognised to the extent that it is highly probable that a significant reversal will not occur. A refund liability is recognised for expected volume discounts payable to the customer in relation to sales made until the end of the reporting period.

附註：

- 預收款項與本集團及客戶之間產生可執行權利和義務的合約無關。
- 其中一名客戶有權享有按總銷售額除12個月期間計量之批量折扣。向該名客戶作出銷售產生之收入按合約訂明價格減估計批量折扣確認。累計經驗用於估計折扣及為折扣作出撥備，而收入僅於出現重大撥回之機會極低時確認。有關直至報告期末已作出銷售之退款負債就應付客戶之預期批量折扣予以確認。

29 TRADE AND BILLS PAYABLES, OTHER PAYABLES AND ACCRUED LIABILITIES AND CONTRACT LIABILITIES (CONTINUED)

29 應付賬款及票據、其他應付款項及應計負債以及合約負債（續）

Movements in Contract Liabilities

合約負債變動

		2020 2020年 HK\$'000 千港元	2019 2019年 HK\$'000 千港元
Balance at 1 January	於1月1日之結餘	5,683	6,746
Increase in contract liabilities as a result of increase in expected volume discounts payable	因應付預期批量折扣增加所致之合約負債增加	7,587	6,329
Decrease in contract liabilities as a result of utilisation of volume discounts	動用批量折扣所致之合約負債減少	(5,393)	(7,454)
Exchange realignment	匯兌調整	388	62
Balance at 31 December	於12月31日之結餘	8,265	5,683

All of the trade and other payables are expected to be settled or recognised as income within one year or are repayable on demand.

所有應付賬款及其他應付款項預期將於一年內確認為收入或按的要求償還。

An ageing analysis of the trade and bills payables at the end of the reporting period, based on the invoice date, is as follows:

於報告期末，按發票日期計算之應付賬款及票據賬齡分析如下：

		2020 2020年 HK\$'000 千港元	2019 2019年 HK\$'000 千港元
Trade payables:	應付賬款：		
– 1 – 3 months	– 1至3個月	258,300	218,866
– 4 – 6 months	– 4至6個月	57,540	10,564
– 7 – 12 months	– 7至12個月	12,430	11,897
– Over 1 year	– 超過1年	12,570	5,214
		340,840	246,541
Bills payables	應付票據	5,286	8,229
		346,126	254,770

30 BANK LOANS

30 銀行貸款

		2020 2020年 HK\$'000 千港元	2019 2019年 HK\$'000 千港元
Bank loans, unsecured, with repayable on demand clause, repayable:	須於以下期間償還附有按 要求償還條款之無抵押銀行 貸款：		
– Within one year	– 1年內	972,145	935,720
– In the second year	– 第2年內	32,439	23,776
– In the third to fifth years, inclusive	– 第3至第5年 (包括首尾兩年)	19,933	16,181
		1,024,517	975,677
Portion classified as current liabilities	歸類為流動負債部分	(1,024,517)	(975,677)
Non-current portion	非流動部分	–	–

As at 31 December 2020, unsecured bank loans of the Group denominated in Hong Kong dollar, United States dollar and other currencies amounted to HK\$408,738,000 (2019: HK\$780,942,000), HK\$316,888,000 (2019: HK\$15,575,000) and HK\$298,891,000 (2019: HK\$179,160,000) respectively. The weighted average interest rate of the unsecured bank loans was 3.04% (2019: 4.78%) per annum. All bank loans bear floating interest rates and are repayable by instalments up to 2024. The carrying amounts of the Group's bank loans approximate their fair values.

Man Yue Technology Holdings Limited is required, to comply with certain restrictive financial covenants, including, inter alia, interest coverage ratio, net debt to EBITDA ratio and finance charge to EBITDA ratio. As at 31 December 2020, the Group breached two covenant requirements in certain bank loans of HK\$372,041,000 from two banks. The Group obtained waiver letter issued by the banks before the end of the reporting period for one-off waiver from strict compliance with the covenant requirements.

於2020年12月31日，本集團以港元、美元及其他貨幣計值之無抵押銀行貸款分別為408,738,000港元（2019年：780,942,000港元）、316,888,000港元（2019年：15,575,000港元）及298,891,000港元（2019年：179,160,000港元）。該等無抵押銀行貸款之加權平均年利率為3.04厘（2019年：4.78厘）。所有銀行貸款按浮動利率計息並須於2024年以前分期償還。本集團銀行貸款之賬面金額與公允值相若。

萬裕科技集團有限公司須遵守若干限制性財務契諾，其中包括利息覆蓋率、淨債務對EBITDA比率以及財務開支對EBITDA比率。於2020年12月31日，本集團就來自兩間銀行之若干銀行貸款372,041,000港元違反兩項契諾規定。本集團於報告期末前取得銀行發出之豁免函件，獲一次性豁免嚴格遵守契諾要求。

30 BANK LOANS (CONTINUED)

As at 31 December 2019, the Group breached two covenant requirements in certain bank loans of HK\$403,956,000 from two banks. The Group obtained waiver letter issued by a bank before the end of the reporting period for one-off waiver from strict compliance with the covenant requirements in relation to outstanding bank loans of HK\$373,956,000 at the year end. The Group obtained the waiver letter from another bank after the end of reporting period in relation to the outstanding bank loans of HK\$30,000,000 as at year end.

31 LEASE LIABILITIES

At 31 December 2020, the lease liabilities were repayable as follows:

30 銀行貸款(續)

於2019年12月31日，本集團就來自兩間銀行之若干銀行貸款403,956,000港元違反兩項契諾規定。本集團於報告期末前取得一間銀行發出之豁免函件，獲一次性豁免嚴格遵守有關於年末未償還銀行貸款373,956,000港元之契諾要求。本集團於報告期末後就年末未償還銀行貸款30,000,000港元取得另一間銀行之豁免函件。

31 租賃負債

於2020年12月31日，租賃負債應於以下期間償還：

		2020 2020年 HK\$'000 千港元	2019 2019年 HK\$'000 千港元
Within 1 year	1年內	20,320	17,091
After 1 year but within 2 years	1年後但2年內	20,228	16,871
After 2 years but within 5 years	2年後但5年內	25,868	37,108
After 5 years	5年後	10,116	12,879
		56,212	66,858
		76,532	83,949

32 INCOME TAX IN THE CONSOLIDATED STATEMENT OF FINANCIAL POSITION

32 綜合財務狀況表之所得稅

(a) Current taxation in the Consolidated Statement of Financial Position Represents:

(a) 綜合財務狀況表之即期稅項指：

		2020 2020年 HK\$'000 千港元	2019 2019年 HK\$'000 千港元
Provision for Hong Kong Profits Tax for the year	本年度香港利得稅撥備	1,515	–
Provisional Profits Tax paid	已付暫繳利得稅	(55)	–
		1,460	–
Balance of Profits Tax recoverable relating to prior year	與上一年度有關之利得稅可收回餘額	(1,526)	(1,582)
Overseas tax recoverable	可收回海外稅項	(885)	(119)
Overseas tax payable	應付海外稅項	12,249	11,989
		11,298	10,288
Representing:	即：		
Tax recoverable	可收回稅項	(2,440)	(1,701)
Tax payable	應付稅項	13,738	11,989
		11,298	10,288

32 INCOME TAX IN THE CONSOLIDATED STATEMENT OF FINANCIAL POSITION (CONTINUED)

(b) Movements of Each Component of Deferred Tax Assets and Liabilities

The movements in deferred tax assets and liabilities during the Year were as follows:

Deferred tax assets

		Provisions for trade receivables and write-down for inventories 應收賬款撥備及存貨撇減 HK\$'000 千港元	Tax losses available for offsetting against future taxable profits 可用於抵銷未來應課稅溢利之稅項虧損 HK\$'000 千港元	Others 其他 HK\$'000 千港元	Total 總計 HK\$'000 千港元
At 1 January 2019	於2019年1月1日	4,058	10,702	6,132	20,892
Credited/(charged) to profit or loss during the year (Note 15)	年內於損益計入/(扣除) (附註15)	1,265	(7,517)	(1,428)	(7,680)
Credited to reserve during the year (Note 15)	年內計入儲備(附註15)	-	-	484	484
Exchange realignment	匯兌調整	40	(131)	78	(13)
At 31 December 2019 and 1 January 2020	於2019年12月31日及 2020年1月1日	5,363	3,054	5,266	13,683
Credited/(charged) to profit or loss during the year (Note 15)	年內於損益計入/(扣除) (附註15)	2,419	(2,577)	1,923	1,765
Charged to reserve during the year (Note 15)	年內於儲備扣除(附註15)	-	-	(276)	(276)
Exchange realignment	匯兌調整	86	-	356	442
At 31 December 2020	於2020年12月31日	7,868	477	7,269	15,614

32 綜合財務狀況表之所得稅(續)

(b) 各遞延稅項資產及負債組成部分之變動

年內之遞延稅項資產與負債變動如下:

遞延稅項資產

32 INCOME TAX IN THE CONSOLIDATED STATEMENT OF FINANCIAL POSITION (CONTINUED)

(b) Movements of Each Component of Deferred Tax Assets and Liabilities (Continued)

Deferred tax liabilities

		Revaluation of properties 重估物業 HK\$'000 千港元	Depreciation allowance in excess of related depreciation 有關折舊之超額折舊撥備 HK\$'000 千港元	Others 其他 HK\$'000 千港元	Total 總計 HK\$'000 千港元
At 1 January 2019	於2019年1月1日	44,903	1,124	306	46,333
Charged to profit or loss during the year (Note 15)	年內於損益扣除 (附註15)	851	-	-	851
Charged to reserve during the year (Note 15)	年內於儲備扣除 (附註15)	834	-	-	834
Exchange realignment	匯兌調整	(823)	-	6	(817)
At 31 December 2019 and 1 January 2020	於2019年12月31日及 2020年1月1日	45,765	1,124	312	47,201
Charged to profit or loss during the year (Note 15)	年內於損益扣除 (附註15)	84	-	-	84
Credited to reserve during the year (Note 15)	年內於儲備計入 (附註15)	(299)	-	-	(299)
Exchange realignment	匯兌調整	2,803	-	20	2,823
At 31 December 2020	於2020年12月31日	48,353	1,124	332	49,809

32 綜合財務狀況表之所得稅 (續)

(b) 各遞延稅項資產及負債組成部分之變動 (續)

遞延稅項負債

(c) Reconciliation to the Consolidated Statement of Financial Position

(c) 綜合財務狀況表之對賬

		2020 2020年 HK\$'000 千港元	2019 2019年 HK\$'000 千港元
Net deferred tax assets recognised in the consolidated statement of financial position	於綜合財務狀況表內確認之遞延稅項資產淨值	15,283	10,299
Net deferred tax liabilities recognised in the consolidated statement of financial position	於綜合財務狀況表內確認之遞延稅項負債淨值	(49,478)	(43,817)
		(34,195)	(33,518)

32 INCOME TAX IN THE CONSOLIDATED STATEMENT OF FINANCIAL POSITION (CONTINUED)

(d) Deferred Tax Assets Not Recognised

The Group had unrecognised tax losses arising in Hong Kong of HK\$74,908,000 (2019: HK\$72,262,000) that are available indefinitely for offsetting against future taxable profits of the companies in which the losses arose. The Group also had unrecognised tax losses arising in Mainland China and Taiwan of HK\$86,191,000 (2019: HK\$96,645,000) that will expire in one to ten years for offsetting against future taxable profits. The Group has cumulative tax losses not recognised amounting to HK\$161,099,000 (2019: HK\$168,907,000). Deferred tax assets have not been recognised amounting to HK\$33,116,000 (2019: HK\$34,395,000) in respect of these losses as they have arisen in subsidiaries that have been loss-making for some time and it is not considered probable that taxable profits will be available against which the tax losses can be utilised.

(e) Deferred Tax Liabilities Not Recognised

Pursuant to the Enterprise Income Tax Law of the People's Republic of China, a 10% withholding tax is levied on dividends declared to foreign investors from the foreign investment enterprises established in Mainland China. The requirement is effective from 1 January 2008 and applies to earnings after 31 December 2007. A lower withholding tax rate may be applied if there is a tax treaty between Mainland China and the jurisdiction of the foreign investors. For the Group, the applicable rate ranges from 5% to 10%. As at 31 December 2020, the Group has undistributed profits of subsidiaries amounted to approximately HK\$313,240,000 (2019: HK\$280,902,000). The corresponding deferred tax liabilities have not been recognised, given that the Company is able to control the dividend policy of these subsidiaries and it is probable that these retained profits will not be distributed in the foreseeable future.

32 綜合財務狀況表之所得稅 (續)

(d) 未確認之遞延稅項資產

本集團有源於香港之未確認稅務虧損74,908,000港元(2019年: 72,262,000港元), 可無限期用以抵扣出現虧損之公司之未來應課稅溢利。本集團亦有源於中國內地及台灣之未確認稅務虧損86,191,000港元(2019年: 96,645,000港元), 將於一至十年內屆滿, 可用以抵銷未來應課稅溢利。本集團有未確認累計稅務虧損161,099,000港元(2019年: 168,907,000港元)。由於該等虧損乃產生於已有一段頗長時間錄得虧損之附屬公司且有應課稅溢利可用以抵扣該等稅務虧損之可能性不大, 故並未就該等虧損確認之遞延稅項資產為33,116,000港元(2019年: 34,395,000港元)。

(e) 未確認之遞延稅項負債

根據《中華人民共和國企業所得稅法》, 於中國成立之外資企業向境外投資者宣派之股息須徵收10%之預扣稅。是項規定自2008年1月1日起生效, 適用於2007年12月31日以後產生之盈利。倘中國內地與外國投資者所屬司法權區之間訂有稅務優惠協議, 則可按較低預扣稅率繳稅。就本集團而言, 適用稅率介乎5%至10%。於2020年12月31日, 本集團附屬公司之未分派溢利約為313,240,000港元(2019年: 280,902,000港元)。鑒於本公司能控制該等附屬公司之股息政策且該等保留溢利於可見將來可能不會分派, 故並未確認有關遞延稅項負債。

33 DEFERRED INCOME

The deferred income amounting to HK\$10,018,000 (2019: HK\$9,706,000) of non-cash subsidies in relation to parcels of land located in Wuxi was granted by the Jiangsu Province Xishan Economic Development Management Committee in 2004. The subsidy was in the form of a reduction of the consideration for the acquisition of a parcel of land in Wuxi, Mainland China, paid by the Group. The purpose of the subsidies is for industrial development in these areas.

33 遞延收入

10,018,000港元(2019年:9,706,000港元)之遞延收入為無錫多幅土地之非現金補助,由江蘇省錫山經濟開發區管理委員會於2004年授出。給予該等補助之方式為減收本集團為收購一幅位於中國內地無錫之土地而支付之代價。有關補助乃用於該等地區作工業發展。

34 SHARE CAPITAL

Ordinary Shares

		2020 2020年 HK\$'000 千港元	2019 2019年 HK\$'000 千港元
Issued and fully paid: 475,547,534 (2019: 475,547,534) ordinary shares of HK\$0.10 each	已發行及繳足: 475,547,534股(2019年: 475,547,534股)每股面 值0.10港元之普通股	47,555	47,555

34 股本

普通股

A summary of the transactions involving the Company's share capital is as follows:

涉及本公司股本之交易概要如下:

		Number of shares in issue 已發行股份數目	Issued capital 已發行股本 HK\$'000 千港元	Share premium account 股份溢價賬 HK\$'000 千港元	Total 總計 HK\$'000 千港元
At 1 January 2019, 31 December 2019, 1 January 2020 and 31 December 2020	於2019年1月1日、 2019年12月31日、 2020年1月1日及 2020年12月31日	475,547,534	47,555	165,458	213,013

35 SHARE OPTION SCHEME

On 26 May 2006, the Company adopted the Share Option Scheme for the purpose of providing incentives and rewards to eligible persons, including employees, directors and other persons as specified under the scheme document, who contribute to the success of the Group's operations and the same was revised on 27 May 2010.

The Share Option Scheme became effective on 26 May 2006 and will remain in force for 10 years from that date. The life of such Share Option Scheme was expired on 25 May 2016. Subject to the exercise period, all options (to the extent not already exercised) granted prior to the expiry of the Share Option Scheme shall continue to be valid and exercisable in accordance with the terms of the Share Option Scheme.

The maximum number of the shares which may be issued upon exercise of all outstanding share options granted and yet to be exercised under the Share Option Scheme and any other share option schemes of the Company shall not, in aggregate, exceed 30% of the total number of issued shares from time to time provided that the total number of shares which may be issued upon exercise of all share options to be granted under the Share Option Scheme and any other share option schemes of the Company shall not in aggregate exceed 10% of the total number of issued shares on 26 May 2006.

Each grant of the share options to a director, chief executive or substantial shareholder of the Company, or to any of their associates, under the Share Option Scheme must comply with the requirements of rule 17.04 of the Listing Rules and must be subject to approval of the independent non-executive directors to whom share options have not been granted. In addition, any grant of share options to a substantial shareholder or an independent non-executive director of the Company, or to any of their associates, which would result in the shares issued and to be issued upon exercise of all share options already granted and to be granted to such person in the 12-month period up to and including the date of such grant in excess of 0.1% of the total number of shares of the Company in issue and with an aggregate value in excess of HK\$5,000,000, is subject to prior approval from shareholders in a general meeting.

35 購股權計劃

於2006年5月26日，本公司採納一項購股權計劃，旨在向對本集團之成功經營作出貢獻之合資格人士（包括計劃文件中列明之僱員、董事及其他人士）提供獎勵及回報，而該計劃已於2010年5月27日作出修訂。

購股權計劃於2006年5月26日開始生效並於該日起計10年期間生效。該購股權計劃年期已於2016年5月25日屆滿。根據行使期，於購股權計劃屆滿前已授出但尚未行使之全部購股權仍然有效，並可根據購股權計劃之條款予以行使。

因行使根據購股權計劃及本公司任何其他購股權計劃授出但未行使之所有尚未行使購股權而可予發行之股份數目，合共最多不得超過不時已發行股份總數之30%，惟因行使根據購股權計劃及本公司任何其他購股權計劃將授出之所有購股權而可發行之股份總數，合共不得超過2006年5月26日已發行股份總數之10%。

根據購股權計劃每次向本公司董事、最高行政人員或主要股東或彼等之任何聯繫人授出購股權須符合上市規則第17.04條之規定並須經未獲授購股權之獨立非執行董事批准。另外，如向本公司主要股東或獨立非執行董事或彼等之任何聯繫人授出購股權，將導致直至該授出日期（包括該日）12個月期間因行使該人士已獲授及將獲授之所有購股權而已發行及將予發行之股份超過本公司已發行股份總數0.1%及總價值超過5,000,000港元，則須獲得股東於股東大會上事先批准。

35 SHARE OPTION SCHEME (CONTINUED)

The exercise price of the share options is determinable by the Directors, but may not be less than the highest of (i) the nominal value of the Company's shares, (ii) the average closing price of the Company's shares as stated in the Stock Exchange's daily quotation sheets for the five trading days immediately preceding the date of offer, and (iii) the closing price of the Company's shares as stated in the Stock Exchange's daily quotation sheet on the date of offer of the share options, which must be a trading day.

The Group did not recognise any share option expense for both years ended 31 December 2019 and 2020. No previous year expense was reversed in the Year for forfeited share option in the consolidated statement of profit or loss.

(a) The Terms and Conditions of the Grants as at 31 December 2019 are as Follows:

	Number of instruments 工具數目	Vesting conditions 歸屬條件	Contractual life of options 購股權之合約期
Options granted to employees: 向董事授出購股權：			
– on 15 September 2010 – 於2010年9月15日	860,000	One year from the date of grant 自授出日期起計1年	10 years 10年
– on 15 September 2010 – 於2010年9月15日	850,000	Two years from the date of grant 自授出日期起計2年	10 years 10年
Total share options granted 已授出購股權總數	1,710,000		

All share options were lapsed on 14 September 2020.

35 購股權計劃(續)

購股權之行使價由董事釐定，惟不得低於下列三者中之最高者：(i)本公司股份面值，(ii)本公司股份於緊接發出要約日期前五個交易日聯交所每日報價表所載之平均收市價，及(iii)本公司股份於購股權要約日期(必須為交易日)聯交所每日報價表所載之收市價。

於截至2019年及2020年12月31日止兩個年度，本集團概無確認任何購股權開支。概無去年開支於本年度就已沒收購股權在綜合損益表撥回。

(a) 授出之條款及條件於2019年12月31日如下：

所有購股權均已於2020年9月14日失效。

35 SHARE OPTION SCHEME (CONTINUED)

(b) The Following Share Options were Outstanding under the Share Option Scheme during the Year:

		2020 2020年		2019 2019年	
		Weighted average exercise price 加權平均 行使價 HK\$ 千港元	Number of options 購股權數目	Weighted average exercise price 加權平均 行使價 HK\$'000 千港元	Number of options 購股權數目
At 1 January	於1月1日	2.262	1,710,000	2.262	1,880,000
Lapsed during the year	年內失效	2.262	(1,710,000)	2.262	(170,000)
At 31 December	於12月31日	–	–	2.262	1,710,000

The exercise price and exercise periods of the share options outstanding as at the end of reporting date are as follows:

於報告日期末，未獲行使購股權之行使價及行使期如下：

Exercise period ¹ 行使期 ¹		Exercise price ² 行使價 ² HK\$ per share 每股港元	Number of options 購股權數目	
			2020 2020年 HK\$'000 千港元	2019 2019年 HK\$'000 千港元
15-9-2011 to 14-9-2020	2011年9月15日至 2020年9月14日	2.262	–	860,000
15-9-2012 to 14-9-2020	2012年9月15日至 2020年9月14日	2.262	–	850,000
		2.262	–	1,710,000

Notes:

- The vesting period of the share options is from the date of grant until the commencement of the exercise period.
- The exercise price of the share options is subject to adjustment in case of rights or bonus issues, or other similar changes in the Company's share capital.

The share options outstanding at 31 December 2019 had an exercise price of HK\$2.262 and a weighted average remaining contractual life of 0.71 year.

All share options were lapsed on 14 September 2020.

附註：

- 購股權之歸屬期乃自授出日期起直至行使期開始。
- 購股權之行使價或會因供股或紅利發行，或本公司股本之其他類似變動而作出調整。

於2019年12月31日未行使購股權之行使價為2.262港元，而加權平均剩餘合約期限為0.71年。

所有購股權均已於2020年9月14日失效。

36 EMPLOYEE RETIREMENT BENEFITS

(a) Defined Benefit Retirement Plans

The Group's subsidiary, Luminous Town, makes contribution to defined benefit retirement plans. The plans are administered by trustees, the majority of which are independent, with their assets held separately from those of the Group. The trustees are required by the Trust Deed to act in the best interest of the plan participants and are responsible for setting investment policies of the plans.

The plans are funded by contributions from the Group in accordance with an independent actuary's recommendation based on annual actuarial valuations. The latest independent actuarial valuations of the plans were at 31 December 2018 and were prepared by Greatfine Wealth Management Consulting Inc. As at 31 December 2020 and 2019, the Group and the related employees have mutually agreed to settle the defined benefit retirement plans and was in progress of arranging relevant administrative procedures and applications.

The plans expose the Group to actuarial risks, such as interest rate risk, investment risk and longevity risk. Information about the plan is disclosed below:

(i) The amounts recognised in the consolidated statement of financial position are as follows:

		2020 2020年 HK\$'000 千港元	2019 2019年 HK\$'000 千港元
Present value of wholly or partly funded obligations	全部或部分已供款責任之現值	(2,095)	(1,969)
Fair value of plan assets	計劃資產之公允值	2,841	2,670
		746	701

The above liability is expected to be settled within one year. The Group does not expect to pay any contributions to defined benefit retirement plans in 2021.

36 僱員退休福利

(a) 界定福利退休金計劃

本集團之附屬公司輝城向界定福利退休金計劃作出供款。相關計劃由託管人管理，大部分均各自獨立，其資產與該組別之資產分開持有。根據信託契據，託管人須以符合計劃參與人最佳利益之方式行事，且須負責制定該等計劃之投資政策。

該等計劃由本集團根據獨立精算師之推薦建議按年度精算估值提供資金。該等計劃之最近期獨立精算估值之日期為2018年12月31日，由鉅瓏資產管理顧問股份有限公司編製。於2020年及2019年12月31日，本集團及相關僱員共同同意落實界定福利退休金計劃，並正安排相關行政程序及申請。

該等計劃令本集團面臨精算風險，如利率風險、投資風險及長壽風險。該計劃相關資料披露如下：

(i) 於綜合財務狀況表內確認之金額如下：

上述負債預計於一年內結清。本集團預計毋須向2021年界定福利退休金計劃支付任何供款。

**36 EMPLOYEE RETIREMENT BENEFITS
(CONTINUED)**

36 僱員退休福利(續)

(a) Defined Benefit Retirement Plans (Continued)

(a) 界定福利退休金計劃(續)

(ii) Plan assets consist of the following:

(ii) 計劃資產包括以下各項:

		2020 2020年 HK\$'000 千港元	2019 2019年 HK\$'000 千港元
Central Trust Fund held in a Taiwan bank	於台灣銀行持有之 中央信託基金	2,841	2,670

**(iii) Movements in the present value of the
defined benefit obligation**

(iii) 界定福利責任現值之變動

		2020 2020年 HK\$'000 千港元	2019 2019年 HK\$'000 千港元
At 1 January	於1月1日	1,969	1,933
Exchange realignment	匯兌調整	126	36
At 31 December	於12月31日	2,095	1,969

The weighted average duration of the defined benefit obligation is 1 year (2019: 1 year).

界定福利責任之加權平均年期為1年(2019年: 1年)。

36 EMPLOYEE RETIREMENT BENEFITS (CONTINUED)

36 僱員退休福利(續)

(a) Defined Benefit Retirement Plans (Continued)

(a) 界定福利退休金計劃(續)

(iv) Movements in plan assets

(iv) 計劃資產之變動

		2020 2020年 HK\$'000 千港元	2019 2019年 HK\$'000 千港元
At 1 January	於1月1日	2,670	2,622
Exchange realignment	匯兌調整	171	48
At 31 December	於12月31日	2,841	2,670

(v) Significant actuarial assumptions (expressed as weighted averages) and sensitivity analysis are as follows:

(v) 重大精算假設(以加權平均值列示)及敏感度分析如下:

		2020 2020年	2019 2019年
Discount rate	貼現率	0.68%	0.68%
Future salary increases	未來工資增加	1.00%	1.00%

The below analysis shows how the defined benefit obligation would have increased/(decreased) as a result of 0.5% change in the significant actuarial assumptions:

以下分析列示界定福利責任如何因重大精算假設0.5%之變動而增加/(減少):

		2020 2020年		2019 2019年	
		Increase in 0.5% 增加0.5% HK\$'000 千港元	Decrease in 0.5% 減少0.5% HK\$'000 千港元	Increase in 0.5% 增加0.5% HK\$'000 千港元	Decrease in 0.5% 減少0.5% HK\$'000 千港元
Discount rate	貼現率	-	30	-	29
Future salary increases	未來工資增加	29	-	28	-

The above sensitivity analysis is based on the assumption that changes in actuarial assumptions are not correlated and therefore it does not take into account the correlations between the actuarial assumptions.

以上敏感度分析乃基於精算假設之變動互不關聯之假設，故並未計及精算假設之間之相互關係。

36 EMPLOYEE RETIREMENT BENEFITS (CONTINUED)

(b) Defined Contribution Retirement Plan

The Group also operates a Mandatory Provident Fund Scheme ("the MPF scheme") under the Hong Kong Mandatory Provident Fund Schemes Ordinance for employees employed under the jurisdiction of the Hong Kong Employment Ordinance and not previously covered by the defined benefit retirement plan. The MPF scheme is a defined contribution retirement plan administered by independent trustees. Under the MPF scheme, the employer and its employees are each required to make contributions to the plan at 5% of the employees' relevant income, subject to a cap of monthly relevant income of HK\$30,000. Contributions to the plan vest immediately.

Subsidiaries in Mainland China participate in the defined contribution retirement schemes operated by the local authorities. Contributions to these schemes are charged to the consolidated statement of profit or loss when incurred.

37 CAPITAL COMMITMENTS

The Group had the following capital commitments at the end of the reporting period:

		2020 2020年 HK\$'000 千港元	2019 2019年 HK\$'000 千港元
Contracted, but not provided for:	已訂約但未撥備：		
– Plant and machinery	– 廠房及機器	51,160	42,551
– Buildings	– 樓宇	3,947	15,652
– Land	– 土地	1,211	1,138
		56,318	59,341

36 僱員退休福利 (續)

(b) 定額供款退休金計劃

本集團亦根據香港強制性公積金計劃條例為根據香港僱傭條例之司法管轄權所僱用且之前並未加入界定福利退休金計劃之僱員營辦強制性公積金退休福利計劃(「強積金計劃」)。強積金計劃乃獨立託管人管理之定額供款退休金計劃。根據強積金計劃，僱主及其僱員各自均須按僱員相關收入之5%進行供款，惟上限為每月相關收入30,000港元。對該計劃之供款屬即時歸屬。

中國內地之附屬公司為中國內地僱員參與由地方當局營辦之界定供款退休計劃。該等計劃之供款於綜合損益表扣除。

37 資本承擔

本集團於報告日期末有以下資本承擔：

38 RELATED PARTY TRANSACTIONS

As at 31 December 2020, Man Yue Holdings Inc. had a 44.09% equity interest in the Company as the single largest shareholder. The ultimate controlling party of the Company is Ms. Kee Chor Lin, a director of the Company, which her principal place of business at Unit 03, 6/F., Harbour Centre Tower 2, 8 Hok Cheung Street, Hung Hom, Kowloon, Hong Kong.

- (a) The Group had the following material transactions with its joint ventures:

		2020 2020年 HK\$'000 千港元	2019 2019年 HK\$'000 千港元
Purchases of raw materials ¹	購買原材料 ¹	77,992	47,167
Lease rental payment ²	租賃租金付款 ²	13,520	13,525
Interest income received ³ (Note 12)	已收利息收入 ³ (附註12)	4,982	4,636

Notes:

- The above purchases of raw materials were determined on the basis agreed by both parties and were conducted in the normal course of business.
- The Group entered into a lease in respect of the factory premises in Mainland China from a joint venture. The amount of rental payable by the Group under the lease is RMB1,000,330 per month, which was determined with reference to mark-to-market yield. At 31 December 2020, the Group recognised a right-of-use asset and a lease liability of HK\$38,241,000 and HK\$40,008,000 respectively (31 December 2019: a right-of-use asset and a lease liability of HK\$47,767,000 and HK\$48,854,000 respectively).
- The interest was charged at a rate of 4.90% (2019: 4.90%) per annum.

38 關聯方交易

於2020年12月31日，Man Yue Holdings Inc.以單一最大股東身份持有本公司44.09%股本權益。本公司之最終控股方為本公司董事紀楚蓮女士，其主要營業地點為香港九龍紅磡鶴翔街8號維港中心二期6樓03室。

- (a) 本集團與其合營企業有以下重大交易：

附註：

- 上述購買原材料乃按訂約雙方協定之基準釐定，並於正常業務過程中進行。
- 本集團就一間合營企業於中國內地之工廠物業訂立一項租約。根據該租約，本集團參照回報市價釐定之應付租金為每月人民幣1,000,330元。於2020年12月31日，本集團確認之使用權資產及租賃負債分別為38,241,000港元及40,008,000港元（2019年12月31日：使用權資產及租賃負債分別為47,767,000港元及48,854,000港元）。
- 利息乃按每年4.90厘（2019年：4.90厘）之息率計算。

38 RELATED PARTY TRANSACTIONS (CONTINUED)

- (b) Remuneration for key management personnel is set out in Notes 13 and 14 of the consolidated financial statements.
- (c) The details of loans to a joint venture, amounts due from and due to joint ventures are set out in Note 24 of the consolidated financial statements.
- (d) None of the above related party transactions falls under the definition of connected transaction or continuing connected transaction as defined in chapter 14A of the Listing Rules.

39 FINANCIAL RISK MANAGEMENT OBJECTIVES AND POLICIES

The Group has certain financial instruments, including bank loans and cash and short term deposits, of which main purpose is to fund the Group's operations. The Group has various other financial assets and liabilities such as trade receivables and trade and bills payables, which arise directly from its operations.

The main risks arising from the Group's financial instruments are foreign currency risk, interest rate risk, liquidity risk and credit risk. The Board reviews and agrees policies for managing each of these risks and they are summarised below.

(a) Foreign Currency Risk

The Group is exposed to currency risk primarily through sales and purchases which give rise to receivables, payables and cash balances that are denominated in a foreign currency, i.e. a currency other than the functional currency of the operations to which the transactions relate. The currencies giving rise to this risk are primarily United States Dollar, Renminbi and Japanese Yen.

38 關聯方交易 (續)

- (b) 主要管理人員之薪酬載於綜合財務報表附註13及14。
- (c) 有關給予一間合營企業之貸款、應收及應付合營企業之款項之詳情載於綜合財務報表附註24。
- (d) 上述關聯方交易概無屬於上市規則第14A章界定之關連交易或持續關連交易。

39 財務風險管理目標及政策

本集團有若干金融工具(包括銀行貸款以及現金及短期存款), 主要目的乃為本集團之業務提供資金。本集團有多種其他金融資產及負債(如應收賬款及應付賬款及票據)乃直接於業務中產生。

來自本集團金融工具之主要風險為外幣風險、利率風險、流動資金風險及信貸風險。董事會檢討及協定管理各種風險之政策, 並於下文概述。

(a) 外幣風險

本集團承受的貨幣風險主要來自以外幣(即有關交易之貨幣為營運功能貨幣以外之貨幣)計值之銷售及採購所產生之應收賬款、應付賬款及現金結餘。產生該風險之貨幣主要為美元、人民幣及日圓。

39 FINANCIAL RISK MANAGEMENT OBJECTIVES AND POLICIES (CONTINUED)

(a) Foreign Currency Risk (Continued)

Sensitivity analysis

The following table indicates the instantaneous change in the Group's profit before tax (and retained profits) that would arise if foreign exchange rates to which the Group has significant exposure at the end of the reporting period had changed at that date, assuming all other risk variables remained constant. In this respect, it is assumed that the pegged rate between the Hong Kong dollar and the United States dollar would be materially unaffected by any changes in movement in value of the United States dollar against other currencies.

		Increase/ (decrease) in Japanese Yen rate 日圓匯率 上升 / (下降) %	(Decrease)/ increase in profit before tax 除稅前溢利 (減少) / 增加 HK\$'000 千港元
2020	2020年		
If Hong Kong dollar had weakened against Japanese Yen	倘港元兌日圓匯率下降	5	(511)
If Hong Kong dollar had strengthened against Japanese Yen	倘港元兌日圓匯率上升	(5)	511
2019	2019年		
If Hong Kong dollar had weakened against Japanese Yen	倘港元兌日圓匯率下降	5	(950)
If Hong Kong dollar had strengthened against Japanese Yen	倘港元兌日圓匯率上升	(5)	950

39 財務風險管理目標及政策 (續)

(a) 外幣風險 (續)

敏感度分析

下表列示倘本集團於報告期末所面對重大風險之外幣匯率於該日變動，假設所有其他風險因素維持不變，本集團除稅前溢利（及保留溢利）可能即時產生之變動。就此，本集團假設港元與美元之聯繫匯率將不會受美元兌其他貨幣之幣值變動重大影響。

39 FINANCIAL RISK MANAGEMENT OBJECTIVES AND POLICIES (CONTINUED)

39 財務風險管理目標及政策 (續)

(a) Foreign Currency Risk (Continued)

(a) 外幣風險 (續)

Sensitivity analysis (Continued)

敏感度分析 (續)

		Increase/ (decrease) in Renminbi rate 人民幣匯率 上升 / (下降) %	Increase/ (decrease) in profit before tax 除稅前溢利 增加 / (減少) HK\$'000 千港元
2020	2020年		
If Hong Kong dollar had weakened against Renminbi	倘港元兌人民幣匯率下降	5	903
If Hong Kong dollar had strengthened against Renminbi	倘港元兌人民幣匯率上升	(5)	(903)
2019	2019年		
If Hong Kong dollar had weakened against Renminbi	倘港元兌人民幣匯率下降	5	(1,779)
If Hong Kong dollar had strengthened against Renminbi	倘港元兌人民幣匯率上升	(5)	1,779

39 FINANCIAL RISK MANAGEMENT OBJECTIVES AND POLICIES (CONTINUED)

39 財務風險管理目標及政策 (續)

(a) Foreign Currency Risk (Continued)

(a) 外幣風險 (續)

Sensitivity analysis (Continued)

敏感度分析 (續)

		Increase/ (decrease) in United States dollar rate 美元匯率 上升 / (下降) %	Increase/ (decrease) in profit before tax 除稅前溢利 增加 / (減少) HK\$'000 千港元
2020	2020年		
If Renminbi had weakened against United States dollar	倘人民幣兌美元匯率下降	5	35,418
If Renminbi had strengthened against United States dollar	倘人民幣兌美元匯率上升	(5)	(35,418)
2019	2019年		
If Renminbi had weakened against United States dollar	倘人民幣兌美元匯率下降	5	29,807
If Renminbi had strengthened against United States dollar	倘人民幣兌美元匯率上升	(5)	(29,807)

Results of the analysis as presented in the above table represent an aggregation of the instantaneous effects on each of the Group entities' profit before tax and equity measured in the respective functional currencies, translated into Hong Kong dollars at the exchange rate ruling at the end of the reporting period for presentation purposes.

上表呈列之分析結果指對本集團各實體除稅前溢利及權益(以各自之功能貨幣計值)之即時影響總額,為作呈列,已按報告期末之匯率換算成港元。

39 FINANCIAL RISK MANAGEMENT OBJECTIVES AND POLICIES (CONTINUED)

(a) Foreign Currency Risk (Continued)

Sensitivity analysis (Continued)

The sensitivity analysis assumes that the change in foreign exchange rates had been applied to re-measure those financial instruments held by the Group which expose the Group to foreign currency risk at the end of the reporting period, including inter-company payables and receivables within the Group which are denominated in a currency other than the functional currencies of the lender or the borrower. The analysis excludes differences that would result from the translation of the financial statements of foreign operations into the Group's presentation currency. The analysis is performed on the same basis as 2019.

(b) Interest Rate Risk

The Group's interest rate risk arises primarily from borrowings. Borrowings issued at variable rates and at fixed rates expose the Group to cash flow interest rate risk and fair value interest rate risk respectively. The Group defines "net borrowings" as being interest-bearing financial liabilities less interest-bearing investments (excluding cash held for short-term working capital purpose). The Group's interest rate profile as monitored by management is set out in (i) below.

To manage any exposure arising from the changes in market interest rates, the Group enters into interest rate swap, in which the Group agrees to exchange, at specified intervals, the difference between fixed and variable rate interest amounts calculated by reference to an agreed-upon notional principal amount. This interest rate swap is not qualified as hedging for accounting purposes.

39 財務風險管理目標及政策 (續)

(a) 外幣風險 (續)

敏感度分析 (續)

敏感度分析假設外幣匯率變動已應用以重新計算本集團持有之金融工具，而該等金融工具使本集團於報告期末面對外匯風險，包括以貸款人或借款人之功能貨幣以外貨幣計值之本集團內公司間應付款項及應收款項。有關分析不包括因換算海外業務財務報表為本集團呈列貨幣而將產生之差額，且按與2019年相同之基準進行。

(b) 利率風險

本集團之利率風險主要由借貸產生。按浮動利率及按固定利率計息之借貸分別對本集團構成現金流量利率風險及公允值利率風險。本集團界定「借貸淨額」為計息金融負債減計息投資（不包括持作短期營運資金之現金）。管理層監察本集團利率概況載於下文(i)。

為管理市場利率變動所招致之風險，本集團訂立利率掉期合約。據此，本集團協議於指定區間交換經參考協定之名義本金額計算所得之定息與浮息金額之差額。就會計目的而言，利率掉期合約不符合資格作對沖。

39 FINANCIAL RISK MANAGEMENT OBJECTIVES AND POLICIES (CONTINUED)

(b) Interest Rate Risk (Continued)

(i) Interest rate profile

The following table details the interest rate profile of the Group's net borrowings at the end of the reporting period.

		2020 2020年		2019 2019年	
		Effective interest rate 實際利率	HK\$'000 千港元	Effective interest rate 實際利率	HK\$'000 千港元
		%	%	%	%
Fixed rate borrowings:	固定利率借貸：				
Loans to a joint venture	給予一間合營企業之貸款	4.90%	(123,539)	4.90%	(105,088)
Bank Loans	銀行貸款	4.29%	104,372	5.53%	50,236
Lease liabilities	租賃負債	4.52%	76,532	4.70%	83,949
Variable rate borrowings:	浮動利率借貸：				
Bank loans	銀行貸款	2.95%	920,145	4.26%	925,441
Total net borrowings	總借貸淨額		977,510		954,538

(ii) Sensitivity analysis

At 31 December 2020, it is estimated that a general increase/decrease of 100 basis points in interest rates, with all other variables held constant, would have decreased/increased the Group's profit before tax and retained profits by approximately HK\$9,201,000 (2019: HK\$9,254,000).

39 財務風險管理目標及政策 (續)

(b) 利率風險 (續)

(i) 利率概況

下表詳列本集團借貸淨額於報告期末之利率概況。

(ii) 敏感度分析

於2020年12月31日，在所有其他變數維持不變之情況下，估計倘利率一般上調／下調100個基點，將減少／增加本集團除稅前溢利及保留溢利約9,201,000港元（2019年：9,254,000港元）。

39 FINANCIAL RISK MANAGEMENT OBJECTIVES AND POLICIES (CONTINUED)

(b) Interest Rate Risk (Continued)

(ii) Sensitivity analysis (Continued)

The sensitivity analysis above indicates the instantaneous change in the Group's profit before tax and retained profits that would arise assuming that the change in interest rates had occurred at the end of the reporting period. In respect of the exposure to cash flow interest rate risk arising from floating rate non-derivative instruments held by the Group at the end of the reporting period, the impact on the Group's profit before tax and retained profits is estimated as an annualised impact on interest expense or income of such a change in interest rates. The analysis is performed on the same basis as 2019.

(c) Liquidity Risk

Individual operating entities within the Group are responsible for their own cash management, including the short term investment of cash surpluses and the raising of loans to cover expected cash demands, subject to approval by the parent company's board. The Group's policy is to regularly monitor its liquidity requirements and its compliance with lending covenants, to ensure that it maintains sufficient reserves of cash and readily realisable marketable securities and adequate committed lines of funding from major financial institutions to meet its liquidity requirements in the short and longer term.

39 財務風險管理目標及政策 (續)

(b) 利率風險 (續)

(ii) 敏感度分析 (續)

以上敏感度分析闡示本集團除稅前溢利及保留溢利在假設利率變動於報告期末已發生情況下所產生之即時變動。就本集團因持有浮息非衍生工具於報告期末承受之現金流利率風險而言，對本集團除稅前溢利及保留溢利之影響以該等利率變動對利息開支或收入之整年影響作估計。分析按與2019年相同之基準進行。

(c) 流動資金風險

本集團內個別營運實體負責各自之現金管理，包括現金盈餘之短期投資及為滿足預期現金需求而籌集之貸款，惟須待母公司董事會批准。本集團之政策為定期監察其流動資金需求及其借貸契約之合規情況，以確保維持充足現金儲備及可隨時變現之有價證券，以及向主要金融機構取得充足承諾信貸額度，以應付短期及長期之流動資金需求。

39 FINANCIAL RISK MANAGEMENT OBJECTIVES AND POLICIES (CONTINUED)

(c) Liquidity Risk (Continued)

The following tables show the remaining contractual maturities at the end of the reporting period of the Group's non-derivative financial liabilities and derivative financial liabilities, which are based on contractual undiscounted cash flows (including interest payments computed using contractual rates or, if floating, based on rates current at the end of the reporting period) and the earliest date the Group can be required to pay:

		2020 Contractual undiscounted cash outflow 2020年 合約未貼現現金流出			Carrying amount at 31 December 於12月31日 之賬面值 HK\$'000 千港元
		Within 1 year or on demand 1年內 或按要求 HK\$'000 千港元	Over 1 year 超過1年 HK\$'000 千港元	Total 總計 HK\$'000 千港元	
Trade and bills payables	應付賬款及票據	346,126	–	346,126	346,126
Other payables and accrued liabilities	其他應付款項及應計負債	113,051	–	113,051	113,051
Due to joint ventures	應付合營企業之款項	56,619	–	56,619	56,619
Bank loans	銀行貸款	1,036,469	1,405	1,037,874	1,024,517
Lease liabilities	租賃負債	23,286	61,134	84,420	76,532
Dividends payable	應付股息	43	–	43	43
		1,575,594	62,539	1,638,133	1,616,888

39 財務風險管理目標及政策(續)

(c) 流動資金風險(續)

下表列示本集團於報告期末之非衍生金融負債及衍生金融負債之餘下合約到期情況，其根據合約未貼現現金流量(包括按合約利率計算之利息付款，或如按浮動利率計息，則以於報告期末之現行利率計算)以及本集團須支付之最早日期計算：

39 FINANCIAL RISK MANAGEMENT OBJECTIVES AND POLICIES (CONTINUED)

(c) Liquidity Risk (Continued)

		2019 Contractual undiscounted cash outflow 2019年 合約未貼現現金流出			Carrying amount at 31 December 於12月31日 之賬面值
		Within 1 year or on demand 1年內 或按要求 HK\$'000 千港元	Over 1 year 超過1年 HK\$'000 千港元	Total 總計 HK\$'000 千港元	HK\$'000 千港元
Derivative financial instruments	衍生金融工具	245	-	245	245
Trade and bills payables	應付賬款及票據	254,770	-	254,770	254,770
Other payables and accrued liabilities	其他應付款項及應計負債	100,238	-	100,238	100,238
Due to joint ventures	應付合營企業之款項	36,822	-	36,822	36,822
Bank loans	銀行貸款	1,001,913	-	1,001,913	975,677
Lease liabilities	租賃負債	20,600	74,512	95,112	83,949
Dividends payable	應付股息	43	-	43	43
		1,414,631	74,512	1,489,143	1,451,744

(d) Credit Risk

Credit risk is the risk of financial loss to the Group if a customer or counterparty to a financial instrument fails to meet its contractual obligations. The Group's credit risk is primarily attributable to trade and other receivables, loans to a joint venture, other financial assets and deposits with banks. Management has a credit policy in place and the exposures to these credit risks are monitored on an ongoing basis. The Group manages the credit risk by setting up a team responsible for the determination of credit limits, credit approvals and other monitoring procedures to ensure that follow-up action is taken to recover overdue debts. The Group has entered into credit insurance contracts with the Hong Kong Export Credit Insurance Corporation and China Export & Credit Insurance Corporation to mitigate the credit risk arising from the receivable balances.

39 財務風險管理目標及政策 (續)

(c) 流動資金風險 (續)

(d) 信貸風險

信貸風險為如客戶或金融工具對手方未能履行其合約責任，本集團所承擔之財務虧損風險。本集團之信貸風險主要來自應收賬款及其他應收款項、給予一間合營企業之貸款、其他金融資產及銀行存款。管理層已制定信貸政策，並會持續監控該等信貸風險。本集團透過設立一個團隊負責釐定信貸限額、審批信貸以及其他監察程序管理信貸風險，以確保採取跟進行動收回逾期借貸。本集團與香港出口信用保險局及中國出口信用保險公司訂立信貸保險合約，以減低來自應收款項結餘之信貸風險。

39 FINANCIAL RISK MANAGEMENT OBJECTIVES AND POLICIES (CONTINUED)

(d) Credit Risk (Continued)

The Group's exposure to credit risk is influenced mainly by the individual characteristics of each customer rather than the industry or country in which the customers operate and therefore significant concentrations of credit risk primarily arise when the Group has significant exposure to individual customers. At the end of the reporting period, 8.89% (2019: 7.42%) and 25.34% (2019: 24.06%) of the total trade and other receivables was due from the Group's largest customer and the five largest customers respectively.

Trade and other receivables

Individual credit evaluations are performed on all customers requiring credit over a certain amount. These evaluations focus on the customer's past history of making payments when due and current ability to pay, and take into account information specific to the customer as well as pertaining to the economic environment in which the customer operates. Trade receivables are due normally within 90 days from the date of billing. Normally, the Group does not obtain collateral from customers.

ECLs as at 31 December 2019 and 2020

The Group measures loss allowances for trade receivables at an amount equal to lifetime ECLs, which is calculated using a provision matrix.

39 財務風險管理目標及政策(續)

(d) 信貸風險(續)

本集團所面對之信貸風險主要受各客戶個別特性而非客戶經營所身處之行業或國家所影響。因此，倘本集團對個別客戶面臨重大風險，將主要產生高度集中之信貸風險。於報告期末，應收賬款及其他應收款項總額中8.89% (2019年：7.42%)及25.34% (2019年：24.06%)分別為應收本集團最大客戶及五大客戶之款項。

應收賬款及其他應收款項

本集團會對所有要求超過一定金額信貸之客戶進行個別信貸評估。該等評估集中於客戶過往支付到期款項記錄以及現時付款能力，並考慮客戶之特定資料及客戶營運所在地經濟環境。應收賬款一般於出票日期後90日內到期。正常而言，本集團並無獲取客戶之抵押品。

於2019年及2020年12月31日之預期信用虧損

本集團以與存續期內預期信用虧損相等金額計量應收賬款虧損撥備，該金額以撥備矩陣計算。

39 FINANCIAL RISK MANAGEMENT OBJECTIVES AND POLICIES (CONTINUED)

(d) Credit Risk (Continued)

ECLs as at 31 December 2019 and 2020 (Continued)

The following table provides information about the exposure to credit risk and ECLs for trade receivables from customers as at 31 December 2019 and 2020.

		2020 2020年				
		Gross carrying amount	Provision on individual basis	ECL rates	ECLs	Loss allowance
		賬面總值	按個別基準作出撥備	預期信用虧損率	預期信用虧損	虧損撥備
		HK\$'000	HK\$'000	HK\$'000	HK\$'000	HK\$'000
		千港元	千港元	千港元	千港元	千港元
Current and within payment terms	即期及於付款期限內	636,352	-	0.27%	(1,739)	(1,739)
1 – 3 months past due	逾期1至3個月	98,750	(34)	1.33%	(1,312)	(1,346)
4 – 6 months past due	逾期4至6個月	14,376	(243)	16.28%	(2,301)	(2,544)
7 – 12 months past due	逾期7至12個月	15,444	(6,544)	20.11%	(1,790)	(8,334)
Over 1 year past due	逾期超過1年	36,385	(18,879)	39.40%	(6,898)	(25,777)
		801,307	(25,700)		(14,040)	(39,740)

39 財務風險管理目標及政策 (續)

(d) 信貸風險 (續)

於2019年及2020年12月31日之預期信用虧損 (續)

下表提供有關於2019年及2020年12月31日信貸風險之風險及自客戶之應收賬款之預期信用虧損。

		2019 2019年				
		Gross carrying amount	Provision on individual basis	ECL rates	ECLs	Loss allowance
		賬面總值	按個別基準作出撥備	預期信用虧損率	預期信用虧損	虧損撥備
		HK\$'000	HK\$'000	HK\$'000	HK\$'000	HK\$'000
		千港元	千港元	千港元	千港元	千港元
Current and within payment terms	即期及於付款期限內	552,849	-	0.25%	(1,375)	(1,375)
1 – 3 months past due	逾期1至3個月	88,182	-	1.52%	(1,336)	(1,336)
4 – 6 months past due	逾期4至6個月	5,339	-	21.22%	(1,133)	(1,133)
7 – 12 months past due	逾期7至12個月	8,702	-	21.40%	(1,862)	(1,862)
Over 1 year past due	逾期超過1年	42,308	(28,779)	37.04%	(5,011)	(33,790)
		697,380	(28,779)		(10,717)	(39,496)

39 FINANCIAL RISK MANAGEMENT OBJECTIVES AND POLICIES (CONTINUED)

(d) Credit Risk (Continued)

ECLs as at 31 December 2019 and 2020 (Continued)

ECL rates are based on actual loss experience over the past three years. These rates are adjusted to reflect differences between economic conditions during the period over which the historic data has been collected, current conditions and the Group's view of economic conditions over the expected lives of the receivables.

Movements in the loss allowance of trade receivables

The movements in the loss allowance of trade receivables during the reporting period were as follows:

		2020 2020年 HK\$'000 千港元	2019 2019年 HK\$'000 千港元
Balance at 1 January	於1月1日之結餘	39,496	33,405
Additional impairment losses recognised	已確認之額外減值虧損	7,846	7,752
Impairment losses reversed	減值虧損撥回	(8,792)	(960)
Written off	撇銷	(338)	-
Exchange realignment	匯兌調整	1,528	(701)
Balance at 31 December	於12月31日之結餘	39,740	39,496

39 財務風險管理目標及政策(續)

(d) 信貸風險(續)

於2019年及2020年12月31日之預期信用虧損(續)

預期信用虧損按過往三年之實際虧損經驗計算。該等比率已予調整，以反映收集歷史資料期間之經濟狀況、現時狀況及本集團對應收款項預期年期之經濟狀況意見之差異。

應收賬款之虧損撥備變動

於報告期間，應收賬款之虧損撥備變動如下：

39 FINANCIAL RISK MANAGEMENT OBJECTIVES AND POLICIES (CONTINUED)

(d) Credit Risk (Continued)

Loans to a joint venture

The maximum exposure to credit risk in respect of the loans at the end of the reporting period and the key terms of the loans are disclosed in Note 24.

The Group does not provide any other guarantees which would expose the Group to credit risk.

(e) Capital Management

The Group's primary objectives when managing capital are to safeguard the Group's ability to continue as a going concern, so that it can continue to provide returns for shareholders and benefits for other stakeholders, by pricing its products and services commensurately with the level of risk and by securing access to finance at a reasonable cost.

The Group actively and regularly reviews and manages its capital structure to maintain a balance between higher shareholder returns that might be possible with higher levels of borrowings and the advantages and security afforded by a sound capital position, and makes adjustments to the capital structure in the light of changes in economic conditions.

The Group monitors its capital structure on the basis of a net debt to capital ratio. For this purpose, the Group defines net debt as interest-bearing bank loans and lease liabilities, less cash and cash equivalents and time deposit with banks.

39 財務風險管理目標及政策 (續)

(d) 信貸風險 (續)

給予一間合營企業之貸款

於報告期末有關貸款之最高信貸風險及貸款之主要條款於附註24披露。

本集團並無就令本集團面臨信貸風險之任何其他擔保計提撥備。

(e) 資本管理

本集團資本管理之主要目標為確保本集團有能力繼續按持續經營基準營運，繼續透過根據風險水平按比例為產品及服務定價以及按合理成本獲得融資，為股東創造回報及為其他權益持有人帶來利益。

本集團積極及定期對資本結構進行檢討及管理，以期維持可能伴隨較高借貸水平之較高股東回報與良好之資本狀況帶來之優點及保障之間之平衡，並因應經濟環境之變化對資本結構作出調整。

本集團以借貸淨額對股本比率作為監察其資本結構之基準。就此而言，本集團將借貸淨額界定為計息銀行貸款及租賃負債，減現金及現金等值物以及銀行定期存款。

39 FINANCIAL RISK MANAGEMENT OBJECTIVES AND POLICIES (CONTINUED)

(e) Capital Management (Continued)

During 2020, the Group's strategy, which was unchanged from 2019, was to maintain its adjusted net debt-to-capital ratio to be 45% to 65%. In order to maintain or adjust the ratio, the Group may adjust the amount of dividends paid to shareholders, issue new shares, return capital to shareholders, raise new debt financing or sell assets to reduce debt.

The Group's adjusted net debt-to-capital ratio at 31 December 2019 and 2020 was as follows:

	Note 附註	2020 2020年 HK\$'000 千港元	2019 2019年 HK\$'000 千港元	
Bank loans	銀行貸款	30	1,024,517	975,677
Lease liabilities	租賃負債	31	76,532	83,949
			1,101,049	1,059,626
Less: Cash and cash equivalents	減：現金及現金等值物	28	(263,486)	(225,715)
Adjusted net debt	經調整借貸淨額		837,563	833,911
Equity attributable to equity holders of the Company	本公司股權持有人應佔權益		1,505,422	1,359,585
Adjusted net debt-to-capital ratio	經調整借貸淨額對股本比率		55.6%	61.3%

39 財務風險管理目標及政策(續)

(e) 資本管理(續)

於2020年，本集團沿用2019年之策略，將其經調整借貸淨額對股本比率保持於介乎45%至65%。為保持或調整有關比率，本集團或會調整向股東派付之股息金額、發行新股份、返還股本予股東、籌集新債務融資或出售資產以減低負債。

本集團於2019年及2020年12月31日之經調整借貸淨額對股本比率如下：

39 FINANCIAL RISK MANAGEMENT OBJECTIVES AND POLICIES (CONTINUED)

(f) Fair Value Measurement

(i) Financial assets and liabilities measured at fair value

Fair value hierarchy

The following table presents the fair value of the Group's financial instruments measured at the end of the reporting period on a recurring basis, categorised into the three-level fair value hierarchy as defined in HKFRS 13 *Fair Value Measurement*. The level into which a fair value measurement is classified is determined with reference to the observability and significance of the inputs used in the valuation technique as follows:

- Level 1 valuations: Fair value measured using only Level 1 inputs i.e. unadjusted quoted prices in active markets for identical assets or liabilities at the measurement date
- Level 2 valuations: Fair value measured using Level 2 inputs i.e. observable inputs which fail to meet Level 1, and not using significant unobservable inputs. Unobservable inputs are inputs for which market data are not available
- Level 3 valuations: Fair value measured using significant unobservable inputs

39 財務風險管理目標及政策 (續)

(f) 公允值計量

(i) 按公允值計量之金融資產及負債

公允值級別

下表呈列按經常性基準於報告期間結束時計量之本集團金融工具之公允值，乃按香港財務報告準則第13號「公允值計量」所界定三個公允值等級分類。公允值計量等級乃參照估值方法之輸入數據之可觀察性及重要性釐定如下：

- 第1級別估值：僅使用第1級別輸入數據計量之公允值，即於計量日期相同資產或負債在交投活躍的市場中未經調整之報價
- 第2級別估值：使用第2級別輸入數據計量之公允值，即不符合第1級別之可觀察輸入數據且未有使用重大不可觀察輸入數據。不可觀察輸入數據指無法取得市場資料之輸入數據
- 第3級別估值：使用重大不可觀察輸入數據計量之公允值

39 FINANCIAL RISK MANAGEMENT OBJECTIVES AND POLICIES (CONTINUED)

(f) Fair Value Measurement (Continued)

(i) Financial assets and liabilities measured at fair value (Continued)

Fair value hierarchy (Continued)

The Group engaged external valuer to perform valuations for the financial assets at fair value through profit or loss which is categorised into Level 3 of the fair value hierarchy. The external valuer report directly to management. A valuation report with analysis of changes in fair value measurement is prepared by external valuer at each interim and annual reporting date, and is reviewed and approved by management.

The following table presents the Group's financial instruments carried at fair value at year end.

		Fair value measurements as at 31 December 2020 categorised into 於2020年12月31日之公允價值計量分類為			
		Level 1 第1級別 HK\$'000 千港元	Level 2 第2級別 HK\$'000 千港元	Level 3 第3級別 HK\$'000 千港元	Total 總計 HK\$'000 千港元
Assets	資產				
Financial assets at fair value through profit or loss – non current	按公允價值於損益內列賬之金融資產—非流動	–	–	33,081	33,081
Financial assets at fair value through profit or loss – current	按公允價值於損益內列賬之金融資產—流動	14	–	–	14
Total assets	資產總值	14	–	33,081	33,095

39 財務風險管理目標及政策(續)

(f) 公允價值計量(續)

(i) 按公允價值計量之金融資產及負債(續)

公允價值級別(續)

本集團委聘外部估值師就分類為公允價值級別第3級別之按公允價值於損益內列賬之金融資產進行估值。外部估值師直接向管理層報告。載列公允價值計量變動分析之估值報告由外部估值師於各中期及年度報告日期編製，且由管理層審閱及批准。

下表呈列本集團於年結日按公允價值列賬之金融工具。

39 FINANCIAL RISK MANAGEMENT OBJECTIVES AND POLICIES (CONTINUED)

(f) Fair Value Measurement (Continued)

(i) Financial assets and liabilities measured at fair value (Continued)

Fair value hierarchy (Continued)

		Fair value measurements as at 31 December 2019 categorised into 於2019年12月31日之公允值計量分類為			
		Level 1 第1級別 HK\$'000 千港元	Level 2 第2級別 HK\$'000 千港元	Level 3 第3級別 HK\$'000 千港元	Total 總計 HK\$'000 千港元
Assets	資產				
Financial assets at fair value through profit or loss – non current	按公允值於損益內列賬之金融資產—非流動	–	–	24,433	24,433
Financial assets at fair value through profit or loss – current	按公允值於損益內列賬之金融資產—流動	17	–	–	17
Total assets	資產總值	17	–	24,433	24,450
Liabilities	負債				
Derivative financial instruments: – Interest rate swaps	衍生金融工具：– 利率掉期	–	245	–	245
Total liabilities	負債總值	–	245	–	245

During the years ended 31 December 2019 and 2020, there were no transfers between Level 1 and Level 2, or transfers into or out of Level 3. The Group's policy is to recognise transfers between levels of fair value hierarchy as at the end of the reporting period in which they occur.

於截至2019年及2020年12月31日止年度，第1級別及第2級別之間並無轉移，或轉入或轉出第3級別。本集團之政策為於級別轉移之報告期末確認公允值級別之轉移。

39 財務風險管理目標及政策（續）

(f) 公允值計量（續）

(i) 按公允值計量之金融資產及負債（續）

公允值級別（續）

39 FINANCIAL RISK MANAGEMENT OBJECTIVES AND POLICIES (CONTINUED)

(f) Fair Value Measurement (Continued)

(i) Financial assets and liabilities measured at fair value (Continued)

Valuation techniques and inputs used in Level 2 fair value measurements

The fair value of interest rate swaps is the estimated amount that the Group would receive or pay to terminate the swap at the end of the reporting period, taking into account current interest rates and the current creditworthiness of the swap counterparties. The Group engaged external valuer to perform valuations for the interest rate swaps which is categorised into Level 2 of the fair value hierarchy.

Information about Level 3 fair value measurements

	Valuation techniques 估值方法	Significant unobservable inputs 重大不可觀察輸入數據	Weighted average 加權平均
Key management insurance contracts	Discounted cash flow	Discount rate	2.19% (2019: 2.20%)
主要管理層保險合同	貼現現金流量	貼現率	2.19% (2019年: 2.20%)
Equity securities	Discounted cash flow	Discount rate	20.0% (2019: 20.0%)
股本證券	貼現現金流量	貼現率	20.0% (2019年: 20.0%)

39 財務風險管理目標及政策(續)

(f) 公允值計量(續)

(i) 按公允值計量之金融資產及負債(續)

公允值計量第2級別所採用之估值方法及輸入數據

利率掉期合約之公允值為本集團於報告期末收取或支付以終止掉期合約之估計金額，經計及掉期合約對手方之現行利率及現行信譽。本集團委聘外部估值師就分類為公允值級別第2級別之利率掉期合約進行估值。

有關第3級別公允值計量之資料

39 FINANCIAL RISK MANAGEMENT OBJECTIVES AND POLICIES (CONTINUED)

(f) Fair Value Measurement (Continued)

(i) Financial assets and liabilities measured at fair value (Continued)

Information about Level 3 fair value measurements (Continued)

The fair value of insurance contracts is determined using the discounted cash flow model. The duration of the cash flows and the specific timing of inflows and outflows are determined by conditions in accordance with the terms of the respective insurance contracts. The periodic cash flow is estimated as gross redemption value and interest income less surrender charges. The series of periodic net income for the contracting periods is then discounted. The fair value measurement is negatively correlated to the discount rate. As at 31 December 2020, it is estimated that with all other variables held constant, a decrease/increase in discount rate by 1% would have increased/decreased the Group's profit or loss by HK\$1,176,131 (2019: HK\$1,299,911).

The fair values of the Group's unlisted equity securities are based on cash flows discounted using a rate based on the market interest rate and the risk premium specific to such investments. As at 31 December 2020, it is estimated that with all other variables held constant, a decrease/increase in discount rate by 1% would have increased/decreased the Group's profit or loss by HK\$393,564 (2019: HK\$397,143).

39 財務風險管理目標及政策 (續)

(f) 公允值計量 (續)

(i) 按公允值計量之金融資產及負債 (續)

有關第3級別公允值計量之資料 (續)

保險合同之公允值乃採用貼現現金流量法釐定。現金流量之期限以及流入及流出之特定時間乃根據各保險合同條款之條件釐定。定期現金流量乃估計為總贖回價值及利息收入減退保費用。合同期間之一連串定期淨收入乃予以折讓。公允值計量與貼現率乃反向關連。於2020年12月31日，在所有其他變數維持不變之情況下，估計倘利率下調/上調1%，將增加/減少本集團損益1,176,131港元（2019年：1,299,911港元）。

本集團以公允值計入損益計量之非上市股本證券之公允值乃採用按照市場利率貼現之現金流量及指定有關投資之風險溢價計算。於2020年12月31日，在所有其他變數維持不變之情況下，估計倘利率下調/上調1%，將增加/減少本集團損益393,564港元（2019年：397,143港元）。

39 FINANCIAL RISK MANAGEMENT OBJECTIVES AND POLICIES (CONTINUED)

(f) Fair Value Measurement (Continued)

(i) Financial assets and liabilities measured at fair value (Continued)

The movements during the year in the balance of these Level 3 fair value measurements are as follows:

		2020 2020年 HK\$'000 千港元	2019 2019年 HK\$'000 千港元
Key management insurance contracts:	主要管理層保險合同：		
As at 1 January	於1月1日	15,279	14,806
Net unrealised gains recognised in profit or loss during the period	期內於損益確認之未變現收益淨額	336	473
At 31 December	於12月31日	15,615	15,279
Total gains for the period included in profit or loss for assets held at the end of the reporting period	就於報告期末持有之資產計入損益之期內收益總額	336	473
Equity securities	股本證券		
As at 1 January	於1月1日	9,154	9,130
Changes in fair value recognised in profit or loss during the period	期內於損益確認之公允值變動	7,309	227
Exchange realignment	匯兌調整	1,003	(203)
At 31 December	於12月31日	17,466	9,154
Total gains/(losses) for the period included in other comprehensive income	計入其他全面收入之期內收益／(虧損)總額	1,003	(203)
Total gains for the period included in profit or loss for assets held at the end of the reporting period	就於報告期末持有之資產計入損益之期內收益總額	7,309	227

39 財務風險管理目標及政策 (續)

(f) 公允值計量 (續)

(i) 按公允值計量之金融資產及負債 (續)

該等第3級別公允值計量之結餘於年內之變動如下：

39 FINANCIAL RISK MANAGEMENT OBJECTIVES AND POLICIES (CONTINUED)

(f) Fair Value Measurement (Continued)

(ii) Fair value of financial assets and liabilities carried at other than fair value

The carrying amounts of the Group's financial instruments carried at cost or amortised cost were not materially different from fair values as at 31 December 2019 and 2020.

40 RESERVES

Reserve Movement of the Group

		Attributable to equity holders of the Company 本公司股東持有人應佔								
		Share premium	Share option reserve	Contributed Surplus ⁽ⁱ⁾	Asset revaluation reserve	Exchange fluctuation reserve	Mainland China reserve funds ⁽ⁱⁱ⁾	Other reserve	Retained profits	Total
		股份溢價	購股權儲備	繳入盈餘 ⁽ⁱ⁾	資產重估儲備	匯兌波動儲備	中國內地儲備金 ⁽ⁱⁱ⁾	其他儲備	保留溢利	總計
		HK\$'000	HK\$'000	HK\$'000	HK\$'000	HK\$'000	HK\$'000	HK\$'000	HK\$'000	HK\$'000
		千港元	千港元	千港元	千港元	千港元	千港元	千港元	千港元	千港元
Balance at 1 January 2020	於2020年1月1日之結餘	165,458	1,621	2,800	102,573	73,282	62,846	(162)	903,612	1,312,030
Profit for the year	本年度溢利	-	-	-	-	-	-	-	24,064	24,064
Other comprehensive income:	其他全面收入:									
Asset revaluation deficit, net of tax	扣除稅項後資產重估虧絀	-	-	-	(898)	-	-	-	-	(898)
Currency translation differences	匯兌差額									
- Group	- 本集團	-	-	-	-	109,258	-	-	-	109,258
- Joint ventures	- 合營企業	-	-	-	-	13,413	-	-	-	13,413
Total comprehensive income for the year ended 31 December 2020	截至2020年12月31日止年度全面收益總額	-	-	-	(898)	122,671	-	-	24,064	145,837
Employee share option scheme:	僱員購股權計劃:									
- Share option lapsed	- 已失效購股權	-	(1,621)	-	-	-	-	-	1,621	-
Transferred to retained profits	轉撥至保留溢利									
Balance at 31 December 2020	於2020年12月31日之結餘	165,458	-	2,800	101,675	195,953	62,846	(162)	929,297	1,457,867

39 財務風險管理目標及政策 (續)

(f) 公允值計量 (續)

(ii) 並非以公允值列賬之金融資產及負債公允值

以成本或攤銷成本列賬之本集團金融工具之賬面值與於2019年及2020年12月31日之公允值並無重大差異。

40 儲備

本集團儲備變動

40 RESERVES (CONTINUED)

40 儲備(續)

Reserve Movement of the Group (Continued)

本集團儲備變動(續)

		Attributable to equity holders of the Company 本公司股權持有人應佔								
		Share premium	Share option reserve	Contributed surplus	Asset revaluation reserve	Exchange fluctuation reserve	Mainland China reserve funds ²	Other reserve	Retained profits	Total
		股份溢價	購股權儲備	繳入盈餘 ¹	資產重估儲備	匯兌波動儲備	中國內地儲備金 ²	其他儲備	保留溢利	總計
		HK\$'000	HK\$'000	HK\$'000	HK\$'000	HK\$'000	HK\$'000	HK\$'000	HK\$'000	HK\$'000
		千港元	千港元	千港元	千港元	千港元	千港元	千港元	千港元	千港元
Balance at 1 January 2019	於2019年1月1日之結餘	165,458	1,782	2,800	100,074	128,425	62,755	(162)	871,964	1,333,096
Profit for the year	本年度溢利	-	-	-	-	-	-	-	31,578	31,578
Other comprehensive income:	其他全面收入:									
Asset revaluation surplus, net of tax	扣除稅項後資產重估盈餘	-	-	-	2,499	-	-	-	-	2,499
Currency translation differences	匯兌差額									
- Group	- 本集團	-	-	-	-	(50,934)	-	-	-	(50,934)
- Joint ventures	- 合營企業	-	-	-	-	(4,209)	-	-	-	(4,209)
Total comprehensive income for the year ended 31 December 2019	截至2019年12月31日止年度全面收益總額	-	-	-	2,499	(55,143)	-	-	31,578	(21,066)
Employee share option scheme:	僱員購股權計劃:									
- Share option forfeited	- 已放棄購股權	-	(161)	-	-	-	-	-	161	-
Transferred to retained profits	轉撥至保留溢利	-	-	-	-	-	91	-	(91)	-
Balance at 31 December 2019	於2019年12月31日之結餘	165,458	1,621	2,800	102,573	73,282	62,846	(162)	903,612	1,312,030

Notes:

- The Group's contributed surplus represents the difference between the nominal value of the shares of the subsidiaries acquired over the nominal value of the Company's shares issued in exchange therefor.
- Pursuant to the relevant laws and regulations in Mainland China, a portion of the profits of the Group's subsidiaries which are established in Mainland China has been transferred to the Mainland China reserve funds which are restricted as to use.

附註:

- 本集團之繳入盈餘指所收購附屬公司之股份面值超出為交換附屬公司股份而發行本公司股份面值之差額。
- 根據中國內地相關法律及法規，本集團於中國內地成立之附屬公司有部分溢利已轉撥至中國內地儲備金，其動用受到限制。

41 STATEMENT OF FINANCIAL POSITION AND
RESERVE MOVEMENT OF THE COMPANY

41 本公司財務狀況表及儲備變動

Statement of Financial Position

財務狀況表

		2020 2020年 HK\$'000 千港元	2019 2019年 HK\$'000 千港元
Non-current assets	非流動資產		
Investments in subsidiaries	於附屬公司之投資	63,901	63,901
Financial assets at fair value through profit or loss	按公允值於損益內列賬之金融資產	4,450	4,385
Due from subsidiaries	應收附屬公司之款項	414,476	172,148
Total non-current assets	非流動資產總值	482,827	240,434
Current assets	流動資產		
Due from subsidiaries	應收附屬公司之款項	244,491	484,764
Prepayments	預付款項	842	883
Cash and cash equivalents	現金及現金等值物	222	438
Total current assets	流動資產總值	245,555	486,085
Current liabilities	流動負債		
Due to subsidiaries	應付附屬公司之款項	449,255	442,144
Other payables and accrued liabilities	其他應付款項及應計負債	2,303	2,279
Dividends payable	應付股息	43	43
Total current liabilities	流動負債總值	451,601	444,466
Net current (liabilities)/assets	流動(負債)/資產淨值	(206,046)	41,619
Net assets	資產淨值	276,781	282,053
Capital and reserves	資本及儲備		
Share capital	股本	47,555	47,555
Reserves	儲備	229,226	234,498
Total equity	權益總值	276,781	282,053

41 STATEMENT OF FINANCIAL POSITION AND
RESERVE MOVEMENT OF THE COMPANY
(CONTINUED)

41 本公司財務狀況表及儲備變動(續)

Reserve Movement of the Company

本公司儲備變動

		Share premium 股份溢價 HK\$'000 千港元	Share Option reserve 購股權儲備 HK\$'000 千港元	Contributed surplus 繳入盈餘 HK\$'000 千港元	Retained profits 保留溢利 HK\$'000 千港元	Total 總計 HK\$'000 千港元
At 1 January 2019	於2019年1月1日	165,458	1,782	63,623	9,861	240,724
Loss for the year	本年度虧損	-	-	-	(6,226)	(6,226)
Employee share option scheme:	僱員購股權計劃:					
- Share options forfeited	- 已放棄購股權	-	(161)	-	161	-
At 31 December 2019	於2019年12月31日	165,458	1,621	63,623	3,796	234,498
At 1 January 2020	於2020年1月1日	165,458	1,621	63,623	3,796	234,498
Loss for the year	本年度虧損	-	-	-	(5,272)	(5,272)
Employee share option scheme:	僱員購股權計劃:					
- Share options lapsed	- 已失效購股權	-	(1,621)	-	1,621	-
At 31 December 2020	於2020年12月31日	165,458	-	63,623	145	229,226

The Company's contributed surplus represents the excess of the fair value of the shares of the subsidiaries acquired over the nominal value of the Company's shares issued in exchange therefore. Under the Companies Act 1981 of Bermuda (as amended), a company may make distributions to its members out of the contributed surplus in certain circumstances.

本公司之繳入盈餘指所收購附屬公司之股份公允值超出為交換附屬公司股份而發行之本公司股份面值之差額。根據百慕達《1981年公司法》(修訂本)，公司可在若干情況下將繳入盈餘分派予股東。

41 STATEMENT OF FINANCIAL POSITION AND RESERVE MOVEMENT OF THE COMPANY (CONTINUED)

Reserve Movement of the Company (Continued)

The share option reserve comprises the fair value of share options granted which are yet to be exercised, as further explained in the accounting policy for share-based payment transactions in Note 4(v)(i) to the consolidated financial statements. The amount will either be transferred to the share premium account when the related options are exercised, or be transferred to retained profits should the related options expire or be forfeited.

42 POSSIBLE IMPACT OF AMENDMENTS, NEW STANDARDS AND INTERPRETATIONS ISSUED BUT NOT YET EFFECTIVE FOR THE YEAR ENDED 31 DECEMBER 2020

Up to the date of issue of these financial statements, the HKICPA has issued a number of amendments, and a new standard, HKFRS 17 *Insurance Contracts*, which are not yet effective for the year ended 31 December 2020 and which have not been adopted in these financial statements. These developments include the following which may be relevant to the Group.

41 本公司財務狀況表及儲備變動(續)

本公司儲備變動(續)

購股權儲備包括已授出但尚未行使購股權之公允值，進一步解釋見綜合財務報表附註4(v)(i)內有關以股份為基礎之付款交易之會計政策。該金額將於有關購股權獲行使時轉撥至股份溢價賬，或倘有關之購股權已屆滿或已放棄，則轉撥至保留溢利。

42 截至2020年12月31日止年度已頒佈但尚未生效之修訂、新訂準則及詮釋之可能影響

截至該等財務報表刊發日期，香港會計師公會已頒佈多項修訂及一項新訂準則香港財務報告準則第17號「保險合約」，該等修訂及新訂準則於截至2020年12月31日止年度尚未生效，且於該等財務報表並未採用。該等修訂包括以下可能與本集團相關的有關準則。

	Effective for accounting periods beginning on or after 於下列日期或之後開始之會計期間生效
Amendments to HKFRS 3 <i>Reference to the Conceptual Framework</i> 香港財務報告準則第3號之修訂「概念框架之提述」	1 January 2022 2022年1月1日
Amendments to HKAS 16 <i>Property, Plant and Equipment: Proceeds before Intended Use</i> 香港會計準則第16號之修訂「物業、廠房及設備：作擬定用途前之所得款項」	1 January 2022 2022年1月1日
Amendments to HKAS 37 <i>Onerous Contracts – Cost of Fulfilling a Contract</i> 香港會計準則第37號之修訂「虧損合約－履行合約之成本」	1 January 2022 2022年1月1日
Annual Improvements to HKFRSs 2018-2020 Cycle 香港財務報告準則年度改進(2018年至2020年週期)	1 January 2022 2022年1月1日

The Group is in the process of making an assessment of what the impact of these developments is expected to be in the period of initial application. So far it has concluded that the adoption of them is unlikely to have a significant impact on the consolidated financial statements.

本集團現正評估該等修訂於初次應用期間預期產生之影響。迄今其結論為採用該等修訂不大可能對綜合財務報表造成任何重大影響。

Five-Year Financial Summary

五年財務概要

A summary of the results and of the assets, liabilities and non-controlling interests of the Group for the last five financial years, as extracted from the published audited financial statements is set out below.

以下為本集團過去五個財政年度之業績以及資產、負債及非控股股東權益概要，乃摘錄自已刊發之經審核財務報表。

RESULT

業績

		2020 2020年 HK\$'000 千港元	2019 2019年 HK\$'000 千港元	2018 2018年 HK\$'000 千港元	2017 2017年 HK\$'000 千港元	2016 2016年 HK\$'000 千港元
Revenue	收入	1,599,599	1,292,160	1,361,718	1,275,923	987,027
Profit/(loss) before tax	除稅前溢利/(虧損)	32,913	43,168	56,666	62,199	(4,460)
Income tax	所得稅	(6,844)	(16,692)	(15,990)	(16,994)	(8,642)
Profit/(loss) for the year	本年度溢利/(虧損)	26,069	26,476	40,676	45,205	(13,102)
Attributable to:	下列各項應佔:					
- Equity holders of the Company	- 本公司股權持有人	24,064	31,578	43,046	48,177	(14,905)
- Non-controlling interests	- 非控股股東權益	2,005	(5,102)	(2,370)	(2,972)	1,803
		26,069	26,476	40,676	45,205	(13,102)

ASSETS, LIABILITIES AND NON-CONTROLLING INTERESTS

資產、負債及非控股股東權益

		2020 2020年 HK\$'000 千港元	2019 2019年 HK\$'000 千港元	2018 2018年 HK\$'000 千港元	2017 2017年 HK\$'000 千港元	2016 2016年 HK\$'000 千港元
Total assets	資產總值	3,252,607	2,918,812	2,724,673	2,753,087	2,475,167
Total liabilities	負債總值	(1,706,560)	(1,522,499)	(1,302,145)	(1,277,548)	(1,162,592)
Non-controlling interests	非控股股東權益	(40,625)	(36,728)	(41,877)	(59,032)	(70,165)
		1,505,422	1,359,585	1,380,651	1,416,507	1,242,410

Glossary

詞彙

Annual Report 年報	annual report for the financial year ended 31 December 2020 截至2020年12月31日止財政年度之年度報告
Audit Committee 審核委員會	audit committee of the Company 本公司之審核委員會
Board 董事會	board of directors of the Company 本公司之董事會
Board Diversity Policy 董事會多元化政策	board diversity policy of the Company 本公司之董事會多元化政策
Bye-laws 公司細則	bye-laws of the Company 本公司之公司細則
Company 本公司	Man Yue Technology Holdings Limited 萬裕科技集團有限公司
Company Secretary 公司秘書	company secretary of the Company 本公司之公司秘書
Corporate Governance Code 企業管治守則	Corporate Governance Code 企業管治守則
Director(s) 董事	director(s) of the Company 本公司之董事
Dividend Policy 股息政策	dividend policy of the Company 本公司之股息政策
EBITDA EBITDA	earnings before interest expenses, taxation, depreciation and amorisation 扣除利息支出、稅項、折舊及攤銷前盈利
E-Caps 鋁電解電容器	Aluminum Electrolytic Capacitors 鋁電解電容器
EDLC 雙電層電容器	Electric Double Layer Capacitors 雙電層電容器
EICC EICC	Electronic Industry Citizenship Coalition 電子行業公民聯盟
ESG 環境、社會及管治	Environmental, Social and Governance 環境、社會及管治

Glossary 詞彙

GHG 溫室氣體	greenhouse gas 溫室氣體
Group 本集團	Company and its subsidiaries 本公司及其附屬公司
HK 香港	Hong Kong Special Administrative Region of the People's Republic of China 中華人民共和國香港特別行政區
HK\$ 港元	Hong Kong dollar 港元
Independent Non-executive Director(s) 獨立非執行董事	independent non-executive director(s) of the Company 本公司之獨立非執行董事
ISO ISO	International Organization for Standardization 國際標準化組織
Listing Rules 上市規則	Rules Governing the Listing of Securities on The Stock Exchange of Hong Kong Limited 香港聯合交易所有限公司證券上市規則
LPG 液化石油氣	liquefied petroleum gas 液化石油氣
MLPC 疊片式高分子固態電容器	Multi-layer Polymer Capacitors 疊片式高分子固態電容器
Model Code 標準守則	Model Code for Securities Transactions by Directors of Listed Issuers 上市發行人董事進行證券交易的標準守則
Nomination Committee 提名委員會	nomination committee of the Company 本公司之提名委員會
Nomination Policy 提名政策	nomination policy of the Company 本公司之提名政策
Polymer Caps 高分子電容器	Conductive Polymer Aluminum Solid Capacitors 導電高分子鋁質固態電容器
RBA RBA	Responsible Business Alliance 負責任商業聯盟
Remuneration Committee 薪酬委員會	remuneration committee of the Company 本公司之薪酬委員會
RMB 人民幣	Renminbi 人民幣



Glossary 詞彙

RoHS RoHS	Restriction of Hazardous Substances 有害物質限制
SFO 證券及期貨條例	Securities and Futures Ordinance (Chapter 571 of the Laws of Hong Kong) 證券及期貨條例（香港法例第571章）
Stock Exchange 聯交所	The Stock Exchange of Hong Kong Limited 香港聯合交易所有限公司
tCO ₂ e 噸二氧化碳當量	tonnes of carbon dioxide equivalent 噸二氧化碳當量
US\$ 美元	United States dollar 美元
Year 本年度	financial year ended 31 December 2020 截至2020年12月31日止財政年度
% %	per cent 百分比

MAN YUE TECHNOLOGY HOLDINGS LIMITED
萬裕科技集團有限公司

Unit 03, 6/F., Harbour Centre Tower 2, 8 Hok Cheung Street, Hung Hom, Kowloon, Hong Kong
香港九龍紅磡鶴翔街8號維港中心二期6樓03室