



DATRONIX HOLDINGS LIMITED  
連達科技控股有限公司\*

(Stock Code: 889)

Annual Report

2020

\* For identification purposes only

# A W A R D S



**MICRO SYSTEMS  
ENGINEERING**  
"Supplier Excellence"



**ASTRONICS**  
"Best Value Added"



**ASTRONICS**  
"Customer Intimacy  
Strategy"



**MEDTRONIC**  
"Outstanding  
Performance"



**PHYSIO CONTROL**  
"Supplier of the Year"




**LUTRON**  
"Preferred Supplier"



**LUTRON**  
"Customer Service"



**DATAFORTH**  
"Vendor of the Year"



**LUTRON**  
"Outstanding New  
Supplier"

# A W A R D S



**XICOM**  
"Outstanding Performance"



**MICRO SYSTEMS  
ENGINEERING**  
"Special Recognition Award"



**MEDTRONIC**  
"Supplier of the Year"



**LUTRON**  
"Supplier of the Year"



**VICOR**  
"Outstanding Supplier  
Achievement Award"



**XICOM**  
"President's Award"

# Customer Recognition For Quality, Service, Value



**Polycom**



**Ericsson**



**Milwaukee**



**Preferred supplier  
General Electric**



**Physio Control  
(Div. of Medtronic)**



**Preferred supplier  
Primex Aerospace**



**Digital Equipment corp**



**Xerox**



**United Technologies**

# A W A R D S



**Xerox**



**Xerox**



**ICL/Fujitsu**



**Xerox**



**Xerox**



**Xerox**



**Tektronix**



**Sola Electric**



**Tektronix**

# Customer Recognition For Quality, Service, Value



Honeywell



Honeywell



Harris



Honeywell



Honeywell



Delco



Honeywell



Hughes Aircraft  
General Motors



IBM

# CONTENTS

Corporate Information	1
Financial Highlights and Key Performance Index	2
General	4
Chairman's Statement	7
Management Discussion & Analysis	9
Directors and Senior Management	10
Directors' Report	13
Corporate Governance Report	21
Environmental, Social and Governance Report	30
Notice of Annual General Meeting	36
Independent Auditor's Report	39
Consolidated Statement of Profit or Loss and Other Comprehensive Income	45
Consolidated Statement of Financial Position	46
Consolidated Statement of Changes in Equity	47
Consolidated Statement of Cash Flows	48
Notes to the Financial Statements	50
Financial Summary	117

# CORPORATE INFORMATION

## BOARD OF DIRECTORS

### Executive Directors

SIU Paul Y. (*Chairman*)  
SHUI Wai Mei (*Vice Chairman*)  
SHEUNG Shing Fai  
SIU Nina Margaret

### Independent Non-executive Directors

CHUNG Pui Lam  
LEE Kit Wah  
WONG Wah Sang, Derek

## AUDIT COMMITTEE

LEE Kit Wah  
CHUNG Pui Lam  
WONG Wah Sang, Derek

## REMUNERATION COMMITTEE

CHUNG Pui Lam  
LEE Kit Wah  
WONG Wah Sang, Derek  
SIU Paul Y.

## NOMINATION COMMITTEE

CHUNG Pui Lam  
LEE Kit Wah  
WONG Wah Sang, Derek  
SHEUNG Shing Fai

## QUALIFIED ACCOUNTANT

MOK Sim Wa

## COMPANY SECRETARY

LEUNG Sau Fong

## AUTHORISED REPRESENTATIVES

SIU Paul Y.  
SHEUNG Shing Fai

## AUDITOR

BDO Limited  
25/F Wing On Centre  
111 Connaught Road Central  
Hong Kong

## REGISTERED OFFICE

Clarendon House  
2 Church Street  
Hamilton HM11  
Bermuda

## PRINCIPAL PLACE OF BUSINESS IN HONG KONG

19th Floor  
North Point Industrial Building  
499 King's Road  
North Point Hong Kong

## PRINCIPAL SHARE REGISTRAR AND TRANSFER OFFICE

MUFG Fund Services (Bermuda) Limited  
Cedar House  
41 Cedar Avenue  
Hamilton HM 11  
Bermuda

## HONG KONG BRANCH SHARE REGISTRAR AND TRANSFER OFFICE

Hong Kong Registrars Limited  
Shops 1712–1716, 17th Floor  
Hopewell Centre  
183 Queen's Road East  
Hong Kong

## PRINCIPAL BANKERS

The Hongkong and Shanghai Banking  
Corporation Limited  
Bank of Communications

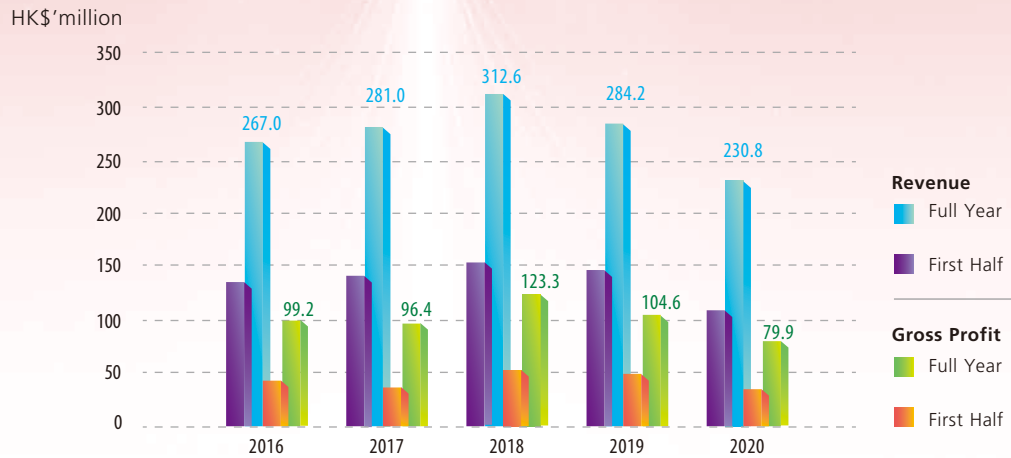
## WEBSITE

[www.datronixhdgs.com.hk](http://www.datronixhdgs.com.hk)

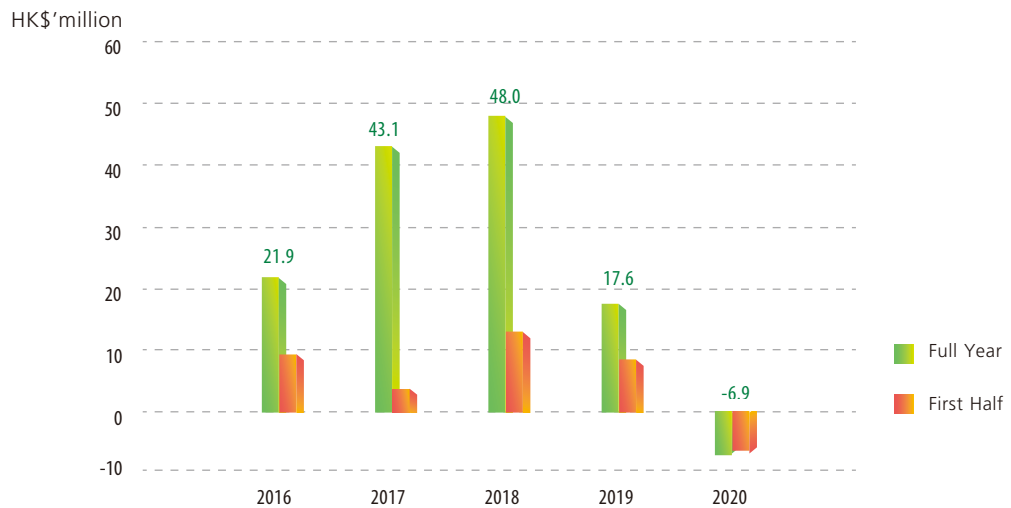


# FINANCIAL HIGHLIGHTS AND KEY PERFORMANCE INDEX

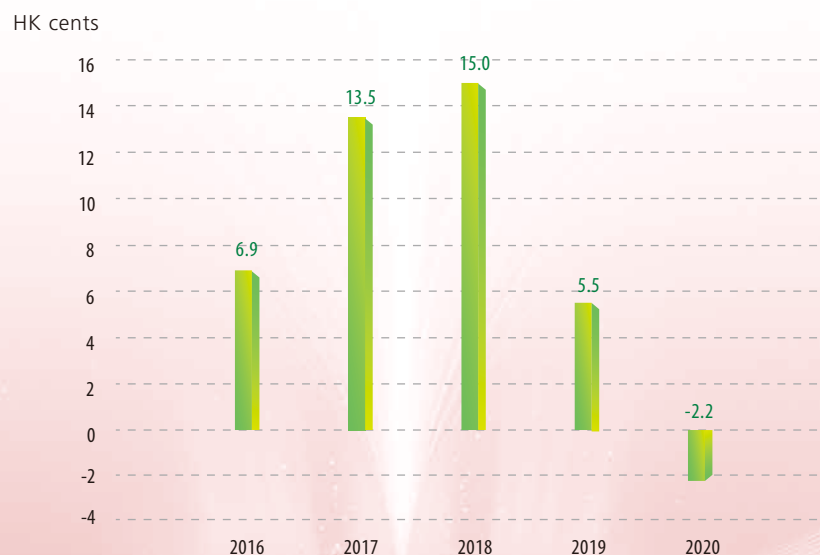
## REVENUE / GROSS PROFIT



## PROFIT/(LOSS) ATTRIBUTABLE TO OWNERS OF THE COMPANY

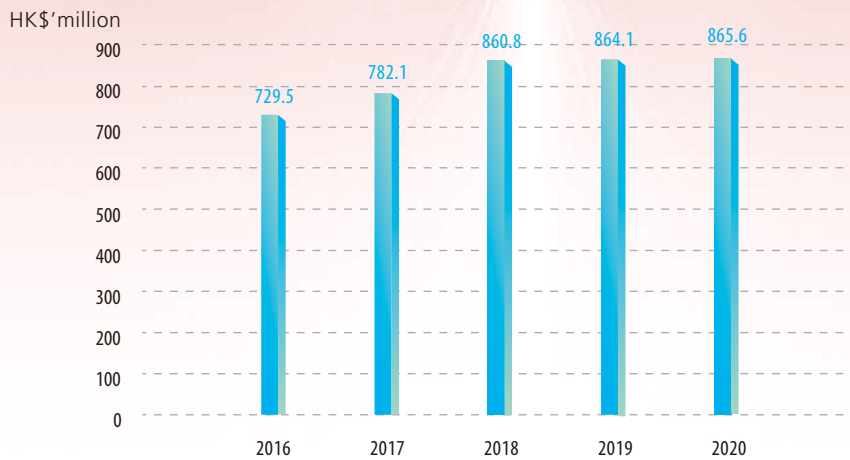


## EARNINGS/(LOSS) PER SHARE

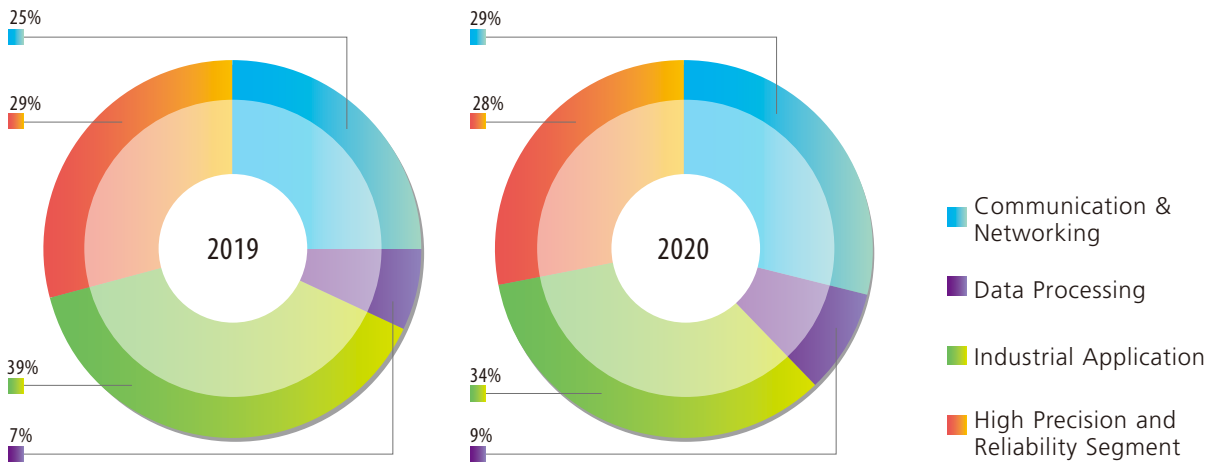


# FINANCIAL HIGHLIGHTS AND KEY PERFORMANCE INDEX

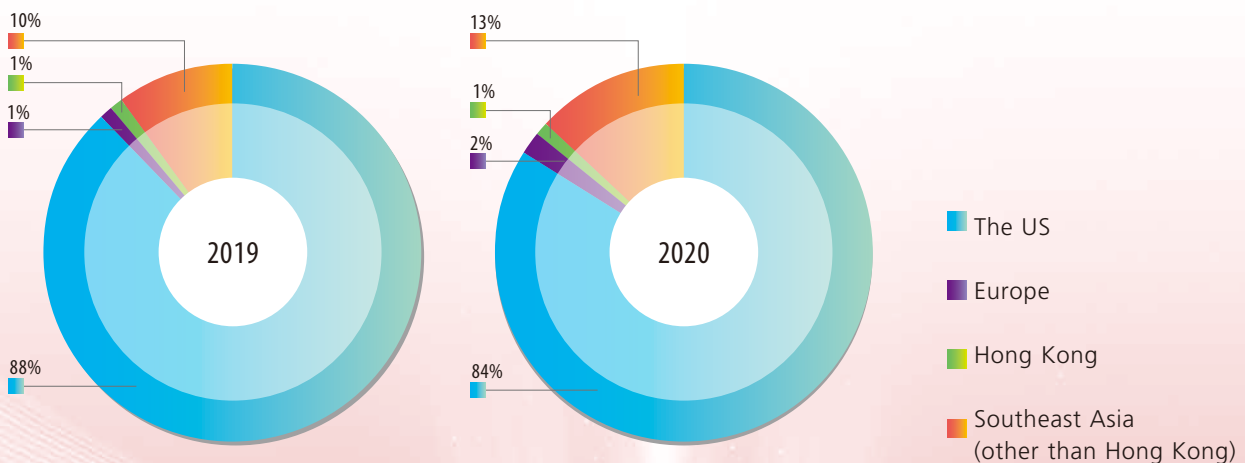
## NET ASSETS



## MARKET



## GEOGRAPHICAL DESTINATION OF PRODUCTS



The Group is principally engaged in the design, manufacture and sale of magnetics used in consumer electronics, data processing appliances and other electronics systems for coupling, isolation, filtering, interfacing and timing control applications. All of the Group's magnetics are sold under its own brand name "Datatronics". A majority of the Group's products are customized magnetics tailored-made according to the requirements and specifications of its customers. The Group also offered standard catalogue magnetics to its customers.

The Group focuses on the high-end segment of the magnetics industry. It has a customer base over 300 customers comprising manufacturers of telecommunication and data processing equipment, technology equipment, motor vehicles and medical equipment.

The Group's world-class design and manufacturing capabilities, together with the breadth of its product offerings, provide her with a competitive advantage that enable her to anticipate and deliver highly customized solutions for their customers' product needs. In addition, their global presence enables them to participate in many relevant product and geographic markets and provide her with proximity to their global customer base.

### **THE GROUP'S PRODUCT LINE**

The Company designs and manufactures both standard and customized magnetic components in a large variety of products:

- Transformers
- Lan Filter Modules
- Digital Delay Modules
- Inductors/Chokes
- ASDL Transformer
- Planar Magnetics
- Magnetics for Aviation Applications
- Magnetic Components for DC/DC Converters
- Magnetics for Hybrid Network Assemblies
- Magnetics for Power Conversion
- Magnetics for Energy Savings
- Magnetics for Medical Devices/Equipment
- Magnetics for Internet Equipment
- Magnetics for Data Acquisition/Transmitter and Signal Conditioning

## GENERAL

### MARKETS SERVED

The Company's products to-day find application in a wide range of state-of-the-art electronic equipment that include the following:

- Telecommunications
- Communications
- Instrumentation
- Industrial Equipment
- Computers & Networking
- Internet Equipment
- Medical Devices/Equipment
- Automotive

The Group's products meet or exceed numerous performance, safety, quality specification and standard that include the following:

- TS16949
- IEC950
- UL/CSA
- ISO9001
- VDE

The directors consider the followings to be the key factors contributing to the Group's success:

- the extensive experience and expertise of the Group's management team in the magnetics industry;
- its well-established business relationship with customers;
- its forefront technology and technical know-how to assist and bridge its customers to new technologies;
- its ability to satisfy customers' needs by offering customized products that meet their reliability, quality and delivery requirements;
- its logistic center located in Southern California, U.S. to support delivery and service to customers;
- the wide range of product it offers;
- "Just-in-time" delivery and "Ship-to-stock" Program certified with numerous key customers;
- its reputation for high quality and high reliability products;
- "One stop solution";
- capacity to grow due to more demands for high reliability products in U.S. and Europe;
- cost competitive;
- the barrier of entrance for competitors is very high; and
- its established relationship with major suppliers which enables the Group to obtain a stable supply of materials for the Group's products.

# CHAIRMAN'S STATEMENT

## OVERVIEW

The economic and financial impact of the coronavirus pandemic created a severe and extensive shock globally. Given lasting changes in consumer and business preferences driven by the pandemic, as well as a global economy still running below potential, Datronix continues to face challenging outlook.

For year 2020, as a result of the pandemic, Datronix's business had been impacted negatively from the stressed economy and constrained in demand from our customers. Datronix revenue reported at HK\$230.8 million in 2020, compared to HK\$284.2 million for year 2019. Gross margin has dropped to 35.0%, with gross profit of HK\$79.9 million for year 2020.

We reported an operating loss of HK\$4.1 million due to impact on pandemic has slowed down our operation as well as increased our overhead costs, revaluation loss on our investment property; offset by the exchange rate gain and government subsidy.

Net loss reported at HK\$6.9 million for year 2020, compare to net profit of HK\$17.6 million last year. As of 31 December 2020, Datronix balance sheet remains stable, with cash balance at HK\$256.7 million, no issuance of any bank loan.

## MARKET REVIEW

### Communication and Networking

Communication segment reported HK\$67.5 million for year 2020, compared to HK\$71.5 million in 2019, down 6%. This segment contributed 29% of the Group's total revenue.

### Data Processing

Sales for this segment were HK\$19.6 million in 2020, was flat compare to the sales in 2019. Data processing segment contributed 9% of the Group's turnover.

### Industrial Application

Industrial application segment has been impacted hardly in 2020 due to projects and investment of our customers had been stagnant. Segment sales reported at HK\$79.2 million compared to HK\$112.6 million in 2019. The industrial application segment contributed 34% of the Group revenue.

### High Precision and Reliability Segment

This segment demands precise technology, advance technical know-how and good workmanship by the Group. The sophistication of workmanship aids the Group to achieve a higher margin on our products. Sales on high reliability segment reported HK\$64.5 million in 2020, compare to HK\$80.4 million in 2019. This segment contributed 28% of the Group's revenue.

## CHAIRMAN'S STATEMENT

### ACHIEVEMENT AND AWARDS

In recognition of our quality, value of our products and of the Group's service and performance, Datronix has to date received 42 awards from our customers.

### LOOKING FORWARD

Reduced production as well as demand amid the coronavirus crisis affected the electronics industry in 2020. However, there is hope that the industry will recover quickly thereafter. With the anticipation of COVID-19 vaccines launches, we can expect the global economy will gradually resume its normal activities. We saw sign of positive demands in certain segment of industries we served. In the meantime, we will prudently manage our cost structure as well as identifying new opportunities.

# MANAGEMENT DISCUSSION & ANALYSIS

## BUSINESS AND FINANCIAL REVIEW

Revenue for year 2020 reported at HK\$230.8 million, a decrease of 18.8% compared to HK\$284.2 million in same period of last year. Gross profit margin was 34.6% compared to 36.8% in 2019. Our operating loss was HK\$4.1 million, when compared to operating profit of HK\$23.4 million for the same period of last year. Loss attributable to shareholders was HK\$6.9 million in 2020 while we reported profit attributable to shareholders of HK\$17.6 million in 2019.

## LIQUIDITY, FINANCIAL RESOURCES AND CAPITAL STRUCTURE

As at 31 December 2020, the Group had a total equity of approximately HK\$865.6 million (2019: HK\$864.1 million), and cash and cash equivalents of approximately HK\$256.7 million (2019: HK\$333.8 million), which were predominately denominated in US dollars and Renminbi.

For the year ended 31 December 2020, the Group had not arranged for any banking facilities and other resources for financing. With the above cash on hand, the Group has adequate resources to meet its working capital needs in the near future.

The Group has strong financial position. There were no bank and other loan for the year ended 31 December 2020.

The Group had limited exposure to foreign exchange fluctuations in normal business transactions as most of its accounts receipts and payments are in US dollars.

## EMPLOYEES AND REMUNERATION POLICY

As at 31 December 2020, the Group employed approximately 1,013 personnel around the world, with approximately 99 in Hong Kong, 674 in the PRC and 240 overseas. The Group has a staff education sponsorship program and also provides training courses to staff on operation system, product and technology development, and product safety.

The remuneration policy for the Group's employees is reviewed by management on a regular basis. Competitive remuneration packages will be offered to employees based on business performance, market practices and the performance of individual employees. The Group has adopted a mandatory provident fund scheme for its Hong Kong employees.

## CONTINGENT LIABILITIES

The Group did not have any material contingent liability as at 31 December 2020 (2019: Nil).

## CAPITAL COMMITMENTS

The Group has capital commitment outstanding at the year end and contracted but not provided for property, plant and equipment of HK\$33.2 million in the financial statements (2019: HK\$92.4 million).



## DIRECTORS AND SENIOR MANAGEMENT

### EXECUTIVE DIRECTORS

**Mr. Siu Paul Y.**, aged 80, the Chairman and Chief Executive Officer of the Group, is the founder of the Group. Mr. Siu is also a member of Remuneration Committee of the Company. He is responsible for the Group's overall business strategy and formulation of corporate plan. Mr. Siu holds a master's degree of science in engineering and a bachelor degree of science from the University of California, Los Angeles in the US. He has more than 30 years of experience in sales and manufacturing of magnetic components as well as the sales of other electronic components for telecommunication and data processing systems and other electronic systems.

**Ms. Shui Wai Mei**, aged 75, is the Vice Chairman of the Group responsible for the Group's general administration. She has more than 20 years of experience in business development. Ms. Shui joined the Group in 1975 and is the spouse of Mr. Siu Paul Y..

**Mr. Sheung Shing Fai**, aged 72, is the General Manager of the Group. Mr. Sheung is also a member of the Nomination Committee of the Company. He is responsible for the Group's business and technology development. Mr. Sheung holds a bachelor degree of science in electronic engineering from the National Taiwan University in Taiwan. He has more than 20 years of experience in sales and manufacturing of magnetic components and other electronic components for telecommunication and data processing systems and other electronic systems. Mr. Sheung joined the Group in 1988.

**Ms. Siu Nina Margaret**, aged 44, is an Executive Director of the Group. Ms. Siu holds a MBA degree with emphasis on Finance and Certificate in International Business in Loyola Marymount University and a bachelor degree of arts with major in business economics from the University of California, Los Angeles in the US. She has more than 3 years experience in the US syndication loan market on major listed companies in the US. Ms. Siu is responsible for the finance and marketing of the Group. Ms. Siu joined the Group as a Non-executive Director on 31 May 2000, and re-designated to Executive Director of the Group on 7 July 2005. Ms. Siu resigned on 31 December 2011 and was reappointed as Executive Director on 1 January 2013. Ms. Siu is the daughter of Mr. Siu Paul Y..

## DIRECTORS AND SENIOR MANAGEMENT

### INDEPENDENT NON-EXECUTIVE DIRECTORS

**Mr. Chung Pui Lam**, GBS, OBE, JP, aged 80, was appointed as an Independent Non-executive Director of the Company in March 2001. Mr. Chung is also a chairman of each of the Remuneration Committee and the Nomination Committee and a member of the Audit Committee of the Company. He is a practicing solicitor in Hong Kong. Mr. Chung is serving as consultant to numerous commercial enterprises, local district associations, trade unions, owners corporations and building management professional associations. Mr. Chung is also an independent non-executive director of S E A Holdings Limited and a non-executive director of Chow Sang Sang Holdings International Limited.

**Mr. Lee Kit Wah**, aged 66, was appointed as an Independent Non-executive Director of the Company in August 2011. Mr. Lee is also a chairman of the Audit Committee and a member of each of the Remuneration Committee and Nomination Committee of the Company. Mr. Lee graduated from University of Toronto in 1979 with a bachelor's degree in Commerce. He is a fellow member of the Association of Chartered Certified Accountants, the Hong Kong Institute of Certified Public Accountants, the Taxation Institute of Hong Kong and a fellow member of the Institute of Chartered Accountants in England and Wales. Mr. Lee was trained at Price Waterhouse (presently PricewaterhouseCoopers) in Hong Kong from 1979 to 1984, and worked at F. S. Li & Co., Certified Public Accountants between 1985 to 1988 first as an audit supervisor and then as an audit manager. He has been practising as a certified public accountant in Hong Kong since 1988 and is the managing director of an accounting firm, Katon CPA Limited. Mr. Lee was an independent non-executive director of ITC Corporation Limited (presently PT International Development Corporation Limited) from 23 July 2004 to 28 March 2017, a company is listed on The Stock Exchange of Hong Kong Limited ("the Stock Exchange").

**Mr. Wong Wah Sang, Derek**, aged 65, was appointed as an independent Non-executive Director of the Company in July 2016. Mr. Wong is a member of each of the Audit Committee, Nomination Committee and Remuneration Committee of the Company. Mr. Wong graduated from The Chinese University of Hong Kong with a Bachelor of Arts degree. Mr. Wong has over 30 years of experience in Hong Kong and overseas manufacturing industry with extensive exposure to various managerial duties, including corporate management, internal control, corporate secretary, acquisitions and mergers, re-organizations, introduction of technologies, establishment and construction of new manufacturing plants, marketing and trading.

## DIRECTORS AND SENIOR MANAGEMENT

### SENIOR MANAGEMENT

**Mr. Bradley D. Turner**, aged 64, is the Vice President and General Manager of all U.S.A. based operations for the Group. Prior to joining the company in 2013, Mr. Turner served as President for BI Technologies Components, and has over 33 years' experience of operations management, sales, and engineering of magnetic and other passive electronic components. Mr. Turner holds a BS from Azusa Pacific University, an Master Degree in Business Administration from California State Polytechnic University, and several US patents for electronic component design and manufacturing.

**Ms. Mok Sim Wa**, aged 42, is the Finance Manager of the Group. She is responsible for all finance and accounting functions of the Group. Ms. Mok obtained a Master Degree in Business Administration from the University of South Australia and a Higher Diploma in Accountancy from the City University of Hong Kong. She is a fellow of the Association of Chartered Certified Accountants and a member of the Hong Kong Institutes of Certified Public Accountants. Ms. Mok has over 9 years of experience in auditing, accounting, taxation matters. She joined the Group in 2010.

**Mr. Ng Chan Chung**, aged 57, is the Operation Manager of the Group. He is responsible for the management of the Group's operations in Shunde, the PRC. Mr Ng holds a Bachelor of Science in Electronics from Open University of Hong Kong and a Master Degree in Materials Engineering & Nanotechnology from City University of Hong Kong. He has over 30 years of experience in magnetic component manufacturing industry. He joined the group in 1983.

## DIRECTORS' REPORT

The Directors present herewith their annual report and the audited financial statements of Datronix Holdings Limited ("the Company") and its subsidiaries (together with the Company, "the Group") for the year ended 31 December 2020.

### PRINCIPAL ACTIVITIES

The principal activity of the Company is investment holding. Details of the principal activities of the Company's subsidiaries are set out in note 17 to the financial statements.

### MAJOR CUSTOMERS AND SUPPLIERS

The information in respect of the Group's sales and purchases attributable to the major customers and suppliers respectively during the financial year is as follows:

	Percentage of the Group's total	
	Sales	Purchases
The largest customer	25%	
Five largest customers in aggregate	68%	
The largest supplier		18%
Five largest suppliers in aggregate		42%

Except that one of the five largest customers, Datatronics Romoland, Inc., is a related company in which the Company's director, Mr. Siu Paul Y., holds 100% of its issued share capital directly, none of the directors, their associates or any shareholders of the Company (which to the knowledge of the directors owns more than 5% of the Company's share capital) had an interest in the major customers and suppliers noted above.

### SEGMENT INFORMATION

Details of segment information are set out in note 6 to the financial statements.

### FINANCIAL STATEMENTS AND DIVIDENDS

The financial performance of the Group for the year are set out in the consolidated statement of profit or loss and other comprehensive income on page 45.

The financial position of the Group and the Company as at 31 December 2020 are set out in the consolidated statement of financial position on page 46 and the statement of financial position on page 107 respectively.

The directors recommend the payment of a final dividend of HK\$0.01 (2019: HK\$0.02) per share, totalling HK\$3,200,000 (2019: HK\$6,400,000) for the year ended 31 December 2020.

### DIVIDEND POLICY

The Company has adopted a dividend policy. The Board shall consider the following factors before declaring or recommending dividends:

- (a) the Company's current and future operations, actual and expected financial performance;

- (b) the Group's liquidity position, working capital and capital expenditure requirements and future expected capital needs;
- (c) any corporate development plans;
- (d) any restrictions on payments of dividends that may be imposed by the Group's lenders or other third parties;
- (e) the level of the Group's debt to equity ratio, return on equity and the relevant financial covenants;
- (f) retained earnings and distributable reserves of the Company and each of the members of the Group;
- (g) general economic conditions, the business cycle of the Group's business and other internal and external factors that may have an impact on the business or financial performance and position of the Company; and
- (h) any other factor that the Board deems appropriate and relevant.

The declaration and payment of dividends by the Company is also subject to any restrictions under the Laws of Bermuda, the Bye-Laws of the Company and any applicable laws, rules and regulations.

### **FINANCIAL SUMMARY**

A summary of the results of the Group for each of the five years ended 31 December 2020 and of the assets and liabilities as at 31 December 2016, 2017, 2018, 2019 and 2020 is set out on page 117.

### **PROPERTY, PLANT AND EQUIPMENT AND INVESTMENT PROPERTY**

Movements in property, plant and equipment and investment property during the year are set out in note 14 and note 15 to the financial statements respectively.

### **SUBSIDIARIES**

Details of the Company's subsidiaries as at 31 December 2020 are set out in note 17 to the financial statements.

### **BUSINESS REVIEW**

Details of the operation of the Company's principal business during the year, as required by Schedule 5 to the Companies Ordinance, including an indication of likely future development in the Group's business, an analysis of key performance indicators, and the Group's environmental policies and performance are set out under the section "Chairman's Statement" on pages 7 to 8, "Management Discussion and Analysis" on page 9, Environmental and Social Responsibility Report on pages 30 to 35 and Financial Highlights and Key Performance Index on pages 2 to 3 of this annual report respectively.

There is no important event affecting the Group that has occurred after the year ended 31 December 2020.

## **DIRECTORS' REPORT**

### **Risk and uncertainties**

Our Group's faces several risk and uncertainty factors that may affect the operating results and business prospects. There may have other risks and uncertainties in addition to those listed below which are not known to the Group or which may not be material now but could turn out to be material in the future.

The markets we serve are cyclical and sensitive to domestic and foreign economic conditions and events which may cause our operating results to fluctuate.

Our products are sold in highly competitive markets that we compete in products development, product quality, competitive pricing and adapt to technologies changes better than us.

Our future success depends to a significant degree upon the continued contributions of our management team and technical personnel.

Our failure to obtain, or fully adhere to the limitations contained in, the requisite licenses, meet registration standards or comply with other government export regulations may result in monetary penalties and would have a material adverse effect on us.

### **Relationships with Key Stakeholders**

Datronix is dedicated to create fair manner while balancing interests of various stakeholders of our Group. We engage our employees, customers, regulators, business partners and community through variety of stakeholder engagement channels.

The Group provides quality service and products to our customers. The Group also viewed our suppliers as strategic partner. Lastly the Group values its employees as one of its greatest strengths and assets and strive to provide equal opportunities to employees.

### **Compliance with Laws and Regulations**

The Group has strictly complied with applicable laws and regulations which have a significant impact on the operations of the Group during the year.

### **SHARE CAPITAL AND SHARE OPTION SCHEME**

Movements in share capital of the Company during the year are set out in note 25 to the financial statements. There was no change in share capital during the year. During the year, the Company did not grant any share options. The Company adopted a share option on 6 June 2001 which remained in force for a period of 10 years from the date of adoption. The share option scheme expired on 6 June 2011.

### **RESERVES**

Movements in reserves of the Group and the Company during the year are set out in the statements of changes in equity on pages 47 and 101, respectively.

## DIRECTORS

The Directors who held office during the year and up to the date of this report were:

### Executive Directors

Mr. Siu Paul Y., Chairman  
Ms. Shui Wai Mei, Vice Chairman  
Mr. Sheung Shing Fai  
Ms. Siu Nina Margaret

### Independent Non-executive Directors

Mr. Chung Pui Lam  
Mr. Lee Kit Wah  
Mr. Wong Wah Sang, Derek

In accordance with Bye-laws 87(1) of the Company's Articles of Association, Ms. Siu Nina Margaret and Mr. Sheung Shing Fai will retire from office at the forthcoming annual general meeting and, being eligible, offer themselves for re-election.

Amongst the Executive Directors, Mr. Siu Paul Y., Ms. Shui Wai Mei and Mr. Sheung Shing Fai have each entered into a service contract with the Company for an initial fixed term of three years commencing from 22 June 2001. While Ms. Siu Nina Margaret has entered into a service contract with the Company for an initial fixed term of three years commencing from 1 January 2013. Such contracts will continue thereafter until terminated by not less than three months' notice in writing served by either party on the other. Each of these directors is entitled to a basic salary, which is determined on the basis of his/her qualification, experience, involvement in and contribution to the Company and by reference to the market rate. In addition, the Executive Directors are also entitled to a management bonus of a sum at the discretion of the Directors. An Executive Director may not vote on any resolution of the Directors regarding the amount of the management bonus payable to him.

Save as aforesaid, none of the directors has any existing or proposed service contracts with any member of the Group (excluding contracts expiring or determinable by the employer within one year without payment of compensation (other than statutory compensation)).

## MANAGEMENT CONTRACTS

No contracts concerning the management and administration of the whole or any substantial part of the business of the Group were entered into or existed during the year.

## DIRECTORS' MATERIAL INTERESTS IN TRANSACTIONS, ARRANGEMENTS OR CONTRACTS

Save as disclosed in note 26 to the financial statements, no other transactions, arrangements or contracts of significance in relation to the Group's business to which the Company, any of its subsidiaries or its parent enterprise was a party and in which a Director of the Company had a material interest, whether directly or indirectly, subsisted at the end of the year or at any time during the year.

## DIRECTORS' REPORT

### DIRECTORS' INTERESTS IN SHARES

As at 31 December 2020, the Directors had the following interests in the shares of the Company and its associated corporations (within the meaning of Part XV of the Securities and Futures Ordinance (the "SFO")) as recorded in the register kept by the Company pursuant to Section 352 of the SFO:

#### a) The Company

	Ordinary shares of HK\$0.1 each			Total
	Personal interests	Family interests	Corporate interests	
Mr. Siu Paul Y.	–	–	231,412,000 (Note 1)	231,412,000

#### b) Associated corporation

	Name of corporation	Non-voting deferred shares of HK\$1 each			Total
		Personal interests	Family interests	Corporate interests	
Mr. Siu Paul Y.	Datatronix Limited	1	–	199,999 (Note 2)	200,000

Notes:

1. These shares are held by Onboard Technology Limited, a company incorporated in the British Virgin Islands, and in which Mr. Siu Paul Y. and Ms. Shui Wai Mei beneficially own 90% and 10% of its issued share capital respectively, representing 72.32% of the issued share capital of the Company.
2. These shares are held by Data Express Limited, a company incorporated in the Republic of Liberia, whose entire issued share capital is beneficially owned by Mr. Siu Paul Y..

Save as disclosed above, no interests and short positions were held or deemed or taken to be held under Part XV of the SFO by any director or chief executives of the Company or their respective associates in the shares and underlying shares of the Company or its associated corporations which were required to be notified to the Company and the Stock Exchange pursuant to Part XV of the SFO or pursuant to the Model Code of Securities Transactions by Directors of Listed Companies or which are required pursuant to Section 352 of the SFO to be entered in the register referred to therein. Nor any of the directors and chief executives (including their spouses and children under the age of 18), had, as at 31 December 2020, any interest in, or had been granted any right to subscribe for the securities and options of the Company and its associated corporations within the meaning of the SFO, or had exercised any such rights.

### DIRECTORS' RIGHTS TO ACQUIRE SHARES OR DEBENTURES

At no time during the year was the Company or any of its subsidiaries a party to any arrangement to enable the Directors of the Company to acquire benefits by means of the acquisition of shares in, or debentures of, the Company or any other body corporate.



### **SUBSTANTIAL SHAREHOLDERS**

As at 31 December 2020, the Company has not been notified by any persons (other than the directors or chief executives of the Company) who had interests or short positions in the shares or underlying shares of the Company which were recorded in the register required to be kept by the Company under Section 336 of the SFO.

### **PRE-EMPTIVE RIGHTS**

There is no provision for pre-emptive rights under the Company's Bye-laws and the laws in Bermuda.

### **PURCHASE, REDEMPTION OR SALE OF LISTED SECURITIES OF THE COMPANY**

Neither the Company nor any of its subsidiaries purchased, redeemed or sold any of the listed securities of the Company during the year.

### **CONNECTED TRANSACTIONS**

The related party transactions disclosed in note 26, Related Party Transactions, item (a) of Sales to DRI, to the financial statements constituted connected transactions under Chapter 14A of the Rules Governing the Listing of Securities on The Stock Exchange of Hong Kong Limited (the "Listing Rules") and that the Company has complied with the requirements under chapter 14A of the Listing Rules for such connected transaction.

The Company and its subsidiaries ("the Group") and Datatronix Romoland, Inc. ("DRI") entered into a new Datronix Master Supply Agreement on 18 October 2019 ("the New Master Supply Agreement") which superseded the existing Datronix Master Supply Agreement dated 7 October 2016 in respect of the supply of magnetics to DRI by the Group.

The New Master Supply Agreement for a fixed term of three years from 1 January 2020 and on effectively the same terms and conditions of the previous master supply agreements for the supply for magnetic products entered into by the Group and DRI including the old Datronix Master Supply Agreement until terminated by either party giving to the other party not less than three months' written notice. Pursuant to the New Master Supply Agreement are to be agreed between the Group and DRI.

The Group will determine the selling price of magnetic product required by DRI according to the Group's current pricing policy of such products is calculated based on a cost-plus approach with a mark-up margin. Regarding the methods and procedures, the management will follow to determine, review and approve the mark-up margin, the sales administration team will take into account the above factors and the length of credit period offered to DRI and determine the selling price, including the mark-up margin and pass the quotation to the managing director or general manager for consideration. Such mark-up margin will be determined based on (i) the historical prices on products with similar complexity in the same industry, for example, similar mark-up margin will be applied for magnetic components used in medical devices; (ii) the historical prices quoted on previous quotations not accepted by customers, which would serve as a benchmark and guideline for the Group's maximum suggested price offered to its customers. The total purchases made by DRI under the New Master Supply Agreement for the year ended 31 December 2020 was approximately HK\$40,505,000 (2019: old Master Supply Agreement was HK\$49,656,000).

## DIRECTORS' REPORT

### CONNECTED TRANSACTIONS – CONTINUED

The Directors, including the Independent Non-executive Directors, of the Company have reviewed the connected transactions and have confirmed that the connected transactions were entered into:

- (i) in the ordinary and usual course of business;
- (ii) on terms no less favourable than those available to independent third parties; and
- (iii) on terms that are fair and reasonable and in the interests of the shareholders as a whole.

In accordance with Rule 14A.56 of the Listing Rules, the auditor of the Company provided a letter to the Board of Directors confirming that the continuing connected transactions:

1. nothing has come to its attention that the transactions have not been approved by the Board;
2. nothing has come to its attention that the transactions involving the provision of goods or services were not, in all material respects, in accordance with the pricing policies of the Company;
3. nothing has come to its attention that the transactions were not entered into, in all material respects, in accordance with the relevant agreements governing the transactions; and
4. nothing has come to its attention that the transactions have exceeded the maximum aggregate annual value disclosed in the previous announcement date 18 October 2019 made by the Company in respect of the disclosed continuing connected transactions.

### COMPETING BUSINESS

None of the Directors of the Company had any interest in any competing business with the Company or any of its subsidiaries during the year under review.

### DIRECTORS' EMOLUMENTS

Details of the emoluments of the Directors and the five highest paid individuals are set out in notes 13 to the consolidated financial statements.

### EMPLOYEE RETIREMENT SCHEME IN HONG KONG

The Group provides a defined contribution retirement scheme under the Mandatory Provident Fund Scheme (the "MPF Scheme") in Hong Kong to all staff. Under the MPF Scheme, employer and employees are each required to make contributions to the scheme at 5% of the employees' relevant income.

### PERMITTED INDEMNITY

Pursuant to the Bye-laws, the Director(s) shall be entitled to be indemnified out of the assets of the Company against all losses or liabilities which he/she may sustain or incur in or about the execution of the duties of his/her office or otherwise in relation to any affairs of the Company.

The Company has arranged appropriate directors' and officers' liability insurance coverage for the Directors and officers of the Group throughout the year.

### CORPORATE GOVERNANCE

The Corporate Governance Report is set out on page 21 to 29 of this Report.

### PUBLIC FLOAT

Based on the information that is publicly available to the Company and within the knowledge of the Directors of the Company, as at the date of this report, there is sufficient public float of more than 25% of the Company's issued shares as required under the Listing Rules.

### AUDITOR

The financial statements have been audited by BDO Limited. A resolution for its reappointment as the Company's auditor for the ensuing year is to be proposed at the forthcoming Annual General Meeting.

On behalf of the Board

**Siu Paul Y.**  
*Chairman*

Hong Kong, 25 March 2021

## CORPORATE GOVERNANCE REPORT

The Directors recognise the importance of incorporating elements of good corporate governance in the management structure and internal control procedures of the Group so as to achieve effective accountability. The Directors continuously observe the principles of good corporate governance in the interests of the Company and its shareholders and devote considerable efforts to identifying and formalizing best practice.

During the year, the Company has complied with the code provisions set out in the Corporate Governance Code (the “Code”) as contained in Appendix 14 of the Rules Governing the Listing of Securities on The Stock Exchange of Hong Kong Limited (the “Listing Rules”) except for the following deviation:

### **Code Provision A.2.1**

Under the provision A.2.1, the roles of chairman and chief executive officer should be separate and should not be performed by the same individual.

The roles of chairman and chief executive officer of the Company have been performed by Mr. Siu Paul Y.. The Board considered that the non-segregation has the advantage of a strong and consistent leadership which is conducive to making and implementing decisions quickly and consistently.

### **Code Provision A.4.1**

The non-executive directors were not appointed for specific terms but are subject to retirement by rotation and re-election at the annual general meetings of the Company in accordance with the Bye-laws of the Company.

### **Code Provision A.4.2**

Under the provision A.4.2, all directors appointed to fill a casual vacancy should be subject to election by shareholders at the first general meeting after their appointment and every director, including those appointed for a specific term, should be subject to retirement by rotation at least once every three years.

In accordance with the Bye-laws of the Company, the chairman of the Company will not be subject to retirement by rotation or be taken into account in determining the number of directors to retire in each year.

## **DIRECTORS’ SECURITIES TRANSACTIONS**

The Company has adopted the Model Code for Securities Transactions by Directors of Listed Issuers (“the Model Code”) as set out in Appendix 10 to the Listing Rules. All directors have confirmed, following specific enquiry of all directors, that they have fully complied with the required standard set out in the Model Code throughout the year.

# CORPORATE GOVERNANCE REPORT

## THE BOARD

The Board is responsible for the leadership and control of the Company and oversees the Group's businesses, strategic decisions and performances.

During the year, four board meetings were held and the attendance of each Director is set out as follows:

Director	Number of attendance
Mr. Siu Paul Y.	4/4
Ms. Shui Wai Mei	4/4
Mr. Sheung Shing Fai	4/4
Ms. Siu Nina Margaret	4/4
Mr. Chung Pui Lam	4/4
Mr. Lee Kit Wah	4/4
Mr. Wong Wah Sang, Derek	4/4

Board minutes are kept by the Company Secretary.

Each Board member is entitled to have access to board papers and enable, upon reasonable request, to seek independent professional advice in appropriate circumstances, at the Company's expenses.

## BOARD COMPOSITION

The Board currently comprises four Executive Directors, being Mr. Siu Paul Y. (Chairman), Ms. Shui Wai Mei (Vice Chairman), Mr. Sheung Shing Fai and Ms. Siu Nina Margaret, and three Independent Non-executive Directors, being Mr. Chung Pui Lam, Mr. Lee Kit Wah and Mr. Wong Wah Sang, Derek.

The Independent Non-executive Directors of the Company are persons with academic and professional qualifications in the fields of accounting, law and business management. They provide strong support towards the effective discharge of the duties and responsibilities of the Board. Each Independent Non-executive Director gives an annual confirmation of his independence to the Company and the Company considers these directors to be independent under Rule 3.13 of the Listing Rules.

## DIRECTORS' CONTINUOUS PROFESSIONAL DEVELOPMENT

To ensure that the Directors' contribution to the Board remains informed and relevant and in compliance with provision code A.6.5 of the Code, the Company would arrange and fund suitable continuous professional development for the Directors to participate in order to develop and refresh their knowledge and skills.

# CORPORATE GOVERNANCE REPORT

## DIRECTORS' CONTINUOUS PROFESSIONAL DEVELOPMENT – CONTINUED

The training of each director received during the year is summarised as below:

	<b>Attending seminars/ workshop regarding financial, management, Legal, Regulatory or Corporate Governance</b>	<b>Reading newspapers, journals and other relevant materials relating to the economy and director's profession</b>
<b>Executive Directors</b>		
Mr. Siu Paul Y.	✓	✓
Ms. Shui Wai Mei	✓	✓
Mr. Sheung Shing Fai	✓	✓
Ms. Nina Siu Margaret	✓	✓
<b>Independent Non-executive Directors</b>		
Mr. Chung Pui Lam	✓	✓
Mr. Lee Kit Wah	✓	✓
Mr. Wong Wah Sang, Derek	✓	✓

## APPOINTMENT AND RE-ELECTION OF DIRECTORS

The Non-executive Directors were not appointed for specific terms but subject to retirement by rotation and re-election at the annual general meetings of the Company in accordance with the Bye-laws of the Company.

According to the provisions of the Bye-laws of the Company, any Director appointed by the Board either to fill a casual vacancy or as an addition to the Board shall hold office until the next following annual general meeting of the Company and shall then be eligible for re-election. Furthermore, at each annual meeting one-third of the Directors for the time being (or, if their number is not a multiple of three (3), the number nearest to but not greater than one-third) shall retire from office by rotation provided that notwithstanding anything herein, the Chairman of the Board and/or the Managing Director of the Company shall not, whilst holding such office, be subject to retirement by rotation or be taken into account in determining the number of Directors to retire in each year.

# CORPORATE GOVERNANCE REPORT

## REMUNERATION COMMITTEE

The Remuneration Committee of the Company comprises an Executive Director, Mr. Siu Paul Y. and three Independent Non-executive Directors, Mr. Chung Pui Lam, Mr. Lee Kit Wah and Mr. Wong Wah Sang, Derek. Mr. Chung Pui Lam is the Chairman of the Remuneration Committee.

During the year, one Remuneration Committee meeting was held. The attendance of each member is set out as follows:

Director	Number of attendance
Mr. Siu Paul Y.	1/1
Mr. Chung Pui Lam	1/1
Mr. Lee Kit Wah	1/1
Mr. Wong Wah Sang, Derek	1/1

The major roles and functions of the Remuneration Committee are summarized as follows:

1. To make recommendations with respect to the remuneration of the Executive Directors and the senior management of the Company; and
2. To review the remuneration package and recommend salaries, bonuses, including the incentive awards for Directors and senior management.

During the year, the Remuneration Committee has reviewed and recommended to the Board the overall remuneration policy and the remuneration package for the executive directors and key senior management.

## ACCOUNTABILITY AND AUDIT

The Directors acknowledge their responsibility to prepare financial statements for each financial year which give a true and fair view of the state of affairs of the Group. In preparing the accounts for the year ended 31 December 2020, the directors have adopted suitable accounting policies which are pertinent to its operations and relevant to the financial statements, made judgements and estimates that are prudent and reasonable, and have prepared the accounts on the going concern basis.

## AUDIT COMMITTEE

The Audit Committee of the Company comprises three Independent Non-executive Directors, Mr. Chung Pui Lam, Mr. Lee Kit Wah and Mr. Wong Wah Sang, Derek. Mr. Lee Kit Wah is the Chairman of the Audit Committee.

The Audit Committee shall meet at least twice a year. The minutes of the Audit Committee meetings were kept by the Company Secretary. The primary duties of the Audit Committee are to review and supervise the financial reporting process, internal control system and risk management system of the Group.

# CORPORATE GOVERNANCE REPORT

## AUDIT COMMITTEE – CONTINUED

During the year, three Audit Committee meetings were held. The attendance of each member is set out as follows:

<b>Director</b>	<b>Number of attendance</b>
Mr. Chung Pui Lam	3/3
Mr. Lee Kit Wah	3/3
Mr. Wong Wah Sang, Derek	3/3

During the meetings held in 2020, the Audit Committee had performed the following major works:

1. reviewed and approved the financial statements of the Group for the year ended 31 December 2019 (the “2019 Financial Statements”) and discussed with the external auditors on any findings in relation to the 2019 Financial Statements and audit issues;
2. reviewed the interim results for the six months ended 30 June 2020;
3. reviewed the internal control system.

There was no disagreement between the Board and the Audit Committee on the selection, appointment, resignation or dismissal of the external auditor.

## NOMINATION COMMITTEE

The Nomination Committee of the Company comprises an Executive Director, Mr. Sheung Shing Fai, and three Independent Non-executive Directors, Mr. Chung Pui Lam, Mr. Lee Kit Wah and Mr. Wong Wah Sang, Derek. Mr. Chung Pui Lam is the Chairman of the Nomination Committee.

The primary duties of the Nomination Committee are to review the structure, size and composition (including the skills, knowledge and experience) of the Board at least annually and make recommendations on any proposed changes to the Board to complement the Company’s corporate strategy.

During the year, one Nomination Committee meeting was held. The attendance of each member is set out as follows:

<b>Director</b>	<b>Number of attendance</b>
Mr. Sheung Shing Fai	1/1
Mr. Chung Pui Lam	1/1
Mr. Lee Kit Wah	1/1
Mr. Wong Wah Sang, Derek	1/1



# CORPORATE GOVERNANCE REPORT

## NOMINATION COMMITTEE – CONTINUED

The Nomination Committee had reviewed the structure, size and the composition of the Board in consideration of re-election of retiring Directors in 2020 Annual General Meeting and reviewed the Board Diversity Policy of the Company during the year.

## NOMINATION POLICY

The Company adopted a nomination policy in March 2019. In conjunction to the board diversity policy, the Board shall consider a number of criteria on the appointment of directors, and succession planning for directors, as well as re-appointment of directors. The criteria include character and integrity, professional qualifications, skills, knowledge, experience, potential contributions to the Board, as well as willingness and ability to devote adequate time to discharge duties as a member of the Board and/or Board commitment(s).

## Board Diversity Policy

During the year, the Board reviewed a board diversity policy. All Board appointments will continue to be made on meritocracy and selection of candidate will be based on a range of diversity perspectives, including but not limited to gender, age, cultural and educational background, ethnicity, professional experience, skills, knowledge and length of service. The nomination committee will review the board diversity policy, as appropriate, to ensure its continued effectiveness from time to time.

## CORPORATE GOVERNANCE FUNCTION

The Board is responsible for performing the corporate governance duties as set out in the Code which includes to develop and review the Group's policies and practices on corporate governance, to review and monitor the training and continuous professional development of the Directors and senior management; to review and monitor the Group's policies and practices on compliance with legal and regulatory requirements; to develop, review and monitor the code of conduct and compliance manual (if any) applicable to employees and directors and to review the Group's compliance with the Code and disclosure in this Corporate Report.

## AUDITOR'S REMUNERATION

During the year under review, the remuneration paid to the Company's auditor, Messrs. BDO Limited, is set out as follows:

<b>Services rendered</b>	<b>Fees paid/ payable HK\$'000</b>
Audit services	830

## INTERNAL CONTROL AND RISK MANAGEMENT

The Board is responsible for overseeing the Company's system of internal control.

To facilitate the effectiveness and efficiency of operations and to ensure compliance with relevant laws and regulations, the Group emphasizes on the importance of a sound internal control system which is also indispensable for mitigating the Group's risk exposures. The Group's system of internal control is designed to provide reasonable, but not absolute, assurance against material misstatement or loss and to manage and eliminate risks of failure in operational systems and fulfilment of the business objectives.

# CORPORATE GOVERNANCE REPORT

## **INTERNAL CONTROL AND RISK MANAGEMENT – CONTINUED**

The internal control system is reviewed by the Board in order to make it practical and effective in providing reasonable assurance in relation to protection of material assets and identification of business risks. The Board is satisfied that, based on information furnished to it and on its own observations, the present internal controls of the Group are satisfactory.

The Group is committed to the identification, monitoring and management of risks associated with its business activities and has implemented a practical and effective control system which includes a defined management structure with limits of authority, a sound cash management system and periodic review of the Group's performance by the Audit Committee and the Board.

The Company does not have an internal audit function and is currently of the view that there is no immediate need to set up an internal audit function within the Group in light of the size, nature and complexity of the Group's business. It was decided that the Board would be directly responsible for internal control of the Group and for reviewing its effectiveness.

The Board has conducted review of the effectiveness of the system of internal control system and risk management system and is of the view that the systems of internal control and risk management adopted for the year ended 31 December 2020 are sound and are effective to safeguard the interests of the shareholders' investment and the Company's assets. Such review is conducted annually and cycles reviewed are under rotation basis. The scope of review was previously determined and approved by the Board.

The Audit Committee has received the risk management and internal control evaluation reports submitted by the management of the Company. The reports summarised information relating to the work carried out in the following areas:

1. the results of selective testing of internal control procedures, operation, and financial records of the Company;
2. a general evaluation of risk management and internal control systems installed by the Company; and
3. an outline of major control issues, if any, noticed during the year under review.

The Audit Committee has reviewed the reports and discussed with the management. The Audit Committee acknowledged that the management has been progressively implementing adequate and effective risk management and internal control systems in order to ensure the effective functioning of the Company's operations.

# CORPORATE GOVERNANCE REPORT

## COMPANY SECRETARY

Ms. Leung Sau Fong is the Company Secretary of the Company. Ms. Leung is a director of a corporate secretarial services provider in Hong Kong. The primary contact person of the Company with Ms. Leung is Mr. Siu Paul Y., the Chairman and Chief Executive Officer of the Company.

In compliance with Rule 3.29 of the Listing Rules, Ms. Leung has undertaken no less than 15 hours of relevant professional training during the year ended 31 December 2020.

## SHAREHOLDERS' RIGHTS

### Procedures for shareholders to convene an extraordinary general meeting

The following procedures for shareholders of the Company to convene an extraordinary general meeting ("the EGM") of the Company are prepared in accordance with Bye-law 58 of the Bye-laws of the Company:

1. Shareholders holding, at the date of deposit of the requisition, not less than one tenth of the paid up capital of the Company having the right of voting at general meetings may, by written requisition to the Board or the Company Secretary of the Company require an EGM to be called by the Board for the transaction of any business specified in such requisition.
2. The EGM shall be held within 2 months after the deposit of such requisition.
3. If the Directors fail to proceed to convene such meeting within 21 days of such deposit of requisition, the requisitionist(s) himself (themselves) may do so in the same manner, and all reasonable expenses incurred by the requisitionist(s) as a result of the failure of the Board shall be reimbursed to the requisitionist(s) by the Company.

### Procedures for raising enquires

1. Shareholders should direct their questions about their shareholdings, share transfer, registration and payment of dividend to the Company's branch share registrar in Hong Kong, details of which are set out in the section of headed "Corporate Information" of this annual report.
2. Shareholders may at any time raise any enquiry in respect of the Company via email at the email address at [datronix@datronixhldgs.com.hk](mailto:datronix@datronixhldgs.com.hk).
3. Shareholders are reminded to lodge their questions together with their detailed contact information for the prompt response from the Company if it deems appropriate.

# CORPORATE GOVERNANCE REPORT

## SHAREHOLDERS' RIGHTS – CONTINUED

### Procedures and contact details for putting forward proposals at shareholders' meetings

1. To put forward proposals at the general meeting of the Company, a shareholder should lodge a written notice of his/her/its proposal ("Proposal") with his/her/its detailed contact information at the Company's principal place of business at 19/F., North Point Industrial Building, 499 King's Road, North Point, Hong Kong for the attention of the Board or the Company Secretary of the Company.
2. The identity of the shareholder and his/her/its request will be verified with the Company's branch share registrar in Hong Kong and upon confirmation by the branch share registrar that the request is proper and in order and made by a shareholder, the Board will include the Proposal in the agenda for the general meeting.
3. The notice period to be given to all the shareholders for consideration of the Proposal raised by the shareholders concerned at the annual general meeting or an EGM varies according to the nature of the Proposal as follows:
  - (i) At least 21 clear days' notice (the notice period must include 20 business days and excludes the date of the notice and the date of the meeting) in writing if the Proposal constitutes a special resolution of the Company in an EGM or if the Proposal is put forward at an annual general meeting of the Company; or
  - (ii) At least 14 clear days' notice (the notice period must include 10 business days and excludes the date of the notice and the date of the meeting) in writing if the Proposal constitutes an ordinary resolution of the Company at an EGM.

## COMMUNICATION WITH SHAREHOLDERS

The Chairman of the Board has attended at the annual general meeting to be available to answer questions at the meeting.

# ENVIRONMENTAL, SOCIAL AND GOVERNANCE REPORT

The Environment, Social and Governance (ESG) Report aims to give the Group's stakeholders an overall review of our performance in managing environmental and social related issues. The reporting period of this section is same as the Annual Report (from 1 January 2020 to 31 December 2020). The scope covered in this section includes our head office, warehouse and manufacturing operations in Hong Kong and Shunde, China, while our sales offices in US and newly set manufacturing operation in Vietnam are excluded due to their limited significance from the environmental and social perspectives. The ESG Report has been prepared with reference to the ESG Reporting Guide by HKEx.

## ESG MANAGEMENT

As the world's natural resources and environment continue to deteriorate, we understand that our stakeholders have increase their awareness and expectation for the Group's ESG performance. Having an effective management on the ESG issues has already become part of our business agenda.

The Group has long recognized the risks and opportunities of the ESG related issues to its business. Our ESG management is overseen by our board who meets on regular basis to review the Group's ESG performance. The implementation of ESG related programmes or actions is supported by the management of the Group with participation from all the staff across different departments.

In 2017, the Group established its ESG policy to formally convey our environmental and social commitment to internal and external stakeholders.

## ENVIRONMENTAL, SOCIAL AND GOVERNANCE POLICY

Environment, Social and Governance are essential parts of our business. They form the pillars for our sustainable growth. At Datronix, we believe that we have an obligation – to our employees, our communities, our investors, our customers and the environment – to operate in a sustainable manner.

Sustainability at Datronix is based on our guiding principles: reducing our environmental impact through resources conservation and waste reduction, creating a healthy and safe working environment; operating profitably; fostering a culture of involvement in sustainability through stakeholder engagement; and enable our customers to become more sustainable through their use of our products.

### Environment

We continue to develop our products with better environmental, health and safety performance for both employees and customers. During the manufacturing and the use of our products, we continue to find ways to reduce the pollutions and carbon emissions. Throughout our production lines and offices, we are committed to enhancing the efficiency with the use of energy, materials and other natural resources by measuring and minimizing our environmental impact wherever possible. In our product supply chain, we continue to increase the tracking of sustainability of our suppliers by using reporting metrics to ensure our suppliers are operating in a sustainable way.

# ENVIRONMENTAL, SOCIAL AND GOVERNANCE REPORT

## Social

We engage our employees, customers, regulators, business partners and community through variety of stakeholder engagement channels. We strive to provide equal opportunities to employees regardless of gender, race, national or ethnic origin, religion, cultural background, disability, marital status, family status, sexual orientation, age or political opinion.

## Compliance

We adopt a combination of self and third party audits and certifications systems to ensure the legal and corporate compliance are fulfilled and report the results of compliance together with our environmental, social and governance performance to employees, executive management and other stakeholders on regular basis.

We acknowledge that achieving our goals and objectives will require many changes to be made over time. However we strongly believe that our environmental, social and governance efforts serve the interests of both current and future generations and constitute the foundation for the long-lasting success.

## MATERIALITY

In order to be more objective in identifying the Group's material ESG aspects, a formal materiality checking was conducted in 2018. Questionnaires have been sent out to some of the Group's key internal and external stakeholders which include the Group's investors, management, employees and business partners to collect their views in different ESG aspects. Their views were used to help identify the Group's material ESG aspects. The following aspects are considered material after the materiality checking.

### Environment

- Emissions
- Use of Resources

### Social

- Employment and Labor Practices
- Health and Safety
- Development and Training
- Labor Standards
- Supply Chain Management
- Product Responsibility
- Anti-corruption

The Group will re-conduct the materiality checking on a regular basis so as to obtain an up-to-date views from our stakeholders and re-define our material aspects if required.

# ENVIRONMENTAL, SOCIAL AND GOVERNANCE REPORT

## ENVIRONMENT

The Group commits to minimizing its impact on the environment during its operation. In particular, it strives to reduce carbon emissions and waste generation, and hence to promote efficient use of environmental resources.

### Emissions

	2020	2019
1. Greenhouse Gas (GHG) Emissions Indicators		
Direct emissions (Scope 1) (tCO <sub>2</sub> )	38	82
Indirect emission (Scope 2) (tCO <sub>2</sub> )	2,217	2,447
Total GHG emissions (Scope 1 and 2) (tCO <sub>2</sub> )	2,255	2,529
Total GHG emissions intensity (t/HK\$ million revenue)	9.76	8.91
2. Non-hazardous waste (kg)	3,240	3,504

The Group started measuring its carbon emissions in 2017. Majority of the Group carbon emissions is from electricity consumption which accounts for over 99% of total carbon emissions of the Group. Energy efficiency programmes and waste recycling are two major approaches the Group adopts for minimizing its carbon emissions and waste discharge. For example, the copper wires and solder wires waste generated during the manufacturing process will all be collected and recycled to minimize waste disposal to landfill. Wastes generated by the Group are basically all non-hazardous. The Group's operational carbon emissions and discharges are fully complied with the local legislation.

### Use of resources

The Group continues to improve its efficiency in the use of resources on our operations and production line through variety of operational control, technology enhancement and staff awareness raising. The Group's energy efficiency programmes include the extensive use of energy efficient lighting tubes and provision of light zoning in all the premises; and switching off air-conditioning during winter time whenever possible and lighting when not in used. These programmes are all highly supported by company staff. The Group also raises staff awareness in water saving in production and office operations through education and promotion.

# ENVIRONMENTAL, SOCIAL AND GOVERNANCE REPORT

	2020	2019
<b>Natural Resources Usage</b>		
Electricity (kWh)		
– Hong Kong	286,732	299,189
– China	2,205,553	2,453,375
Electricity consumed intensity (kWh/HK\$ million revenue)	10,789	9,692
Diesel (L)	9,041	21,757
Gasoline (L)	3,969	7,119
Water (m <sup>3</sup> )	33,047	47,447
Water consumed intensity (m <sup>3</sup> /HK\$ million revenue)	143	167
Paper packaging material (kg)	22,886	44,400
Plastic packaging material (kg)	455	2,510
<b>Natural Resources Recycled</b>		
Paper recycled (kg)	245	420
Copper recycled (kg)	1,672	3,702

## SOCIAL

### Employment and Labor Practices

The Group values its employees as one of its greatest strengths and assets. The Group is committed to providing the best possible working and career environment for its employees, in order to attract, develop and retain the best talents.

The Group aims to provide equal opportunities to individuals regardless of gender, race, national or ethnic origin, religion, cultural background, disability, marital status, family status, sexual orientation, age or political opinion. As part of the Group's social commitment, the Group actively employs individuals with disabilities, primarily at the operation in China, which represent 1.6% of the Group's total workforce in China.

Each of the Group's employee is protected by the local labor laws and regulations which the Group strictly complies. The Group has no legal non-compliance issues during the reporting period.



# ENVIRONMENTAL, SOCIAL AND GOVERNANCE REPORT

	2020	2019
<b>Total workforce (excluding operations in USA and Vietnam)</b>	785	974
By gender		
– Male	14%	14%
– Female	86%	86%
By employment type		
– Full time	100%	100%
– Part time	0%	0%
By age group		
– Below 30	8%	15%
– Between 31 and 50	83%	78%
– Above 50	9%	8%
By geographical region		
– Hong Kong	99	99
– China	686	875
Disable employees% (in Shunde)	1.6%	1.5%

## Health and Safety

The Group is committed to providing a health and safe working environment for our skilled workers in factories and employees in offices. The Group places its employee's health and safety as one of the highest priority in its operation.

On the production line, the factory supervisors and managers both help to ensure all the health and safety measures are being implemented effectively. Any non-conformities will be corrected immediately. In case of high level decision is required, the factory supervisors and manager will escalate the issues to the Group's top management to seek further instruction. The Group has established a Code of Practice, in where safety and health issues are addressed, for our skilled workers to follow. Training and work instructions will be given to new workers to make sure they are capable of operating the production equipment safely. For some of the manufacturing procedures where fumes or particles may be emitted, ventilation units have been installed to minimize the potential safety and health risks. The Group is fully complied with the local legislation for its operations during the reporting period.

	2020	2019
Number of work-related fatalities	0	0
Lost days due to work injury	0	0

## Development and Training

The Group recognizes the importance and value of continuous learning. All the new employees are provided with on-the-job training by their direct supervisors. By encouraging our existing employees to have a continuous lifelong learning, the Group offers education subsidies to its employee as an employee investment in variety of fields ranging from quality system management, to business management, to engineering and technology management.

# ENVIRONMENTAL, SOCIAL AND GOVERNANCE REPORT

## Labor Standards

The Group is committed to not using child labor and forced labor in its operation. Each of the Group's employee is protected by the local labor laws and regulations which the Group strictly complies. Employee's age and identity documentation will be checked thoroughly during the recruitment and employment processes. For our factory in China, which is the Group's main manufacturing site, the Group adopts a Voluntary Overtime Working Scheme, which provide flexibility for skilled workers overtime work. The Group strictly complies with the overtime working remuneration regulations of the local laws in China. There is no occurrence of child labor and forced labor discovered during the reporting period.

The Group upholds high operating practices standard. The Group believes having a high operating practices standard increases its competitiveness and provides values to its stakeholders.

## Supply Chain Management

The Group aims to ensure its supply chain as sustainable as possible. Many of the Group's suppliers are required to demonstrate they are certified or complied with internationally recognized environmental and safety related standards such as ISO or RoHS. In particular, the Group seeks to ensure all of its materials or components received from suppliers are lead free. The Group requires its suppliers to provide Certificate of Conformance to confirm the products' specification. The Group's Quality Assurance Team will conduct a throughout and rigorous due diligence on its new suppliers along with on-site audits to assess their product quality as well as their practices in managing environmental and social risks.

## Product Responsibility

The Group has long been emphasizing on its product responsibility regarding its product quality, health and safety, advertising, labeling and privacy related matters as part of its core values and business strategy. The products the Group manufactured will be tested and certified by third party to make sure the products are up to the satisfactory level that the Group and its customers expect in terms of quality and health and safety. The Group is committed to ensuring all products it manufactures will comply with applicable relevant laws and regulations.

## Anti-corruption

The Group is committed to the highest standards of openness, probity and accountability and to conduct business with integrity, honesty and transparency. The internal Quality Assurance Team of the Group conducts internal audit annually on the Group's operations against applicable compliances and Group internal requirements. The Group has rigorous internal control to minimize the risk of corruption, bribery, fraud and money laundering. The Group procurement process is strictly monitored by top management and suppliers are all selected from the Group's Approved Vendor List (AVL) in which vendors are assessed through the Group's due diligence procedures.

## NOTICE OF ANNUAL GENERAL MEETING

**NOTICE IS HEREBY GIVEN** that the annual general meeting of the Company will be held at 19th Floor, North Industrial Building, 499 King's Road, North Point, Hong Kong on Thursday, 3 June 2021 at 2:30 p.m. for the following purposes:

1. To receive and consider the Audited Financial Statements for the year ended 31 December, 2020 and the Reports of the Directors and Auditors thereon.
2. To declare a final dividend.
3. To re-elect retiring directors and to fix directors' remuneration.
4. To re-appoint auditors and to authorise the board of directors to fix their remuneration.
5. As special business, to consider and, if thought fit, pass the following resolutions as ordinary resolutions of the Company:

A. **"THAT**

- (a) subject to paragraph (c) of this resolution, the exercise by the directors of the Company (the "Directors") during the Relevant Period (as defined below) of all the powers of the Company to issue, allot and deal with additional shares in the capital of the Company and to make or grant offers, agreements and options which might require the exercise of such powers be and is hereby generally and unconditionally approved;
- (b) the approval in paragraph (a) of this resolution shall be in addition to any other authorisation given to the Directors and shall authorise the Directors during the Relevant Period to make or grant offers, agreements and options which might require the exercise of such powers after the end of the Relevant Period;
- (c) the aggregate nominal amount of shares issued, allotted, or dealt with by the Directors pursuant to the approval granted in paragraph (a) of this resolution, otherwise than the issue of shares by way of rights, scrip dividend schemes or similar arrangements in accordance with the Bye-laws of the Company or any options granted under the share option scheme of the Company, shall not exceed 20% of the aggregate nominal amount of the issued share capital of the Company on the date of passing this Resolution, and the said approval shall be limited accordingly; and

## NOTICE OF ANNUAL GENERAL MEETING

- (d) for the purpose of this resolution, “Relevant Period” means the period from the passing of this resolution until whichever is the earliest of:
  - (i) the conclusion of the next annual general meeting of the Company;
  - (ii) the expiration of the period within which the next annual general meeting of the Company is required by Bermuda laws or the Bye-laws of the Company to be held; and
  - (iii) the date on which the authority sets out in this resolution is revoked or varied by an ordinary resolution of the shareholders of the Company in a general meeting.”

### B. “**THAT**

- (a) subject to paragraph (b) of this resolution, the exercise by the directors of the Company (the “Director”) during the Relevant Period (as defined below) of all the powers of the Company to repurchase issued shares in the capital of the Company in accordance with all applicable laws and requirements of the Rules Governing the Listing of Securities on The Stock Exchange of Hong Kong Limited, be and is hereby generally and unconditionally approved;
- (b) the aggregate nominal amount of securities to be repurchased by the Company pursuant to the approval in paragraph (a) of this resolution shall not exceed 10% of the aggregate nominal amount of share capital of the Company in issue on the date of this resolution and the said approval shall be limited accordingly; and
- (c) for the purpose of this resolution, “Relevant Period” means the period from the passing of this resolution until whichever is the earliest of:
  - (i) the conclusion of the next annual general meeting of the Company;
  - (ii) the expiration of the period within which the next annual general meeting of the Company is required by Bermuda laws or the Bye-laws of the Company to be held; and
  - (iii) the date on which the authority sets out in the Resolution is revoked or varied by an ordinary resolution of the shareholders of the Company in a general meeting.”

## NOTICE OF ANNUAL GENERAL MEETING

- C. “**THAT** the general unconditional mandate granted to the directors of the Company to issue, allot and deal with shares pursuant to Ordinary Resolution No. 5A set out in the notice convening this meeting be and is hereby extended by addition thereto of an amount representing the aggregate nominal amount of the shares in the capital of the Company repurchased by the Company under the authority granted pursuant to Ordinary Resolution No. 5B set out in the notice convening this meeting, provided that such amount shall not exceed 10% of the aggregate nominal amount of the issued share capital of the Company on the date of passing this resolution.”

By order of the Board  
**LEUNG Sau Fong**  
*Company Secretary*

Hong Kong, 28 April 2021

*Notes:*

- i. Any member of the Company entitled to attend and vote at the meeting is entitled to appoint one or more proxies to attend and, on a poll, vote instead of him. A proxy need not be a member of the Company.
- ii. To be valid, a form of proxy together with the power of attorney or other authority (if any) under which it is signed, or a notarially certified copy thereof, must be deposited at the branch share registrar of the Company in Hong Kong, Hong Kong Registrars Limited at Shops 1712-1716, 17th Floor, Hopewell Centre, 183 Queen's Road East, Wan Chai, Hong Kong not later than Hong Kong time 2:30 p.m. on 1 June 2021 or any adjournment thereof.
- iii. The register of members of the Company will be closed from Friday, 28 May 2021 to Thursday, 3 June 2021, both dates inclusive, during which period no transfer of shares will be registered. In order to be entitled to attend and vote at the forthcoming annual general meeting, all duly completed transfer forms accompanied by the relevant share certificates must be lodged with Hong Kong Registrars Limited, the Company's branch share registrar in Hong Kong, at Shops 1712-1716, 17th Floor, Hopewell Centre, 183 Queen's Road East, Wan Chai, Hong Kong, for registration not later than 4:30 p.m. on Thursday, 27 May 2021.

The proposed final dividend is subject to the approval by the shareholders of the Company at the forthcoming annual general meeting. The register of members of the Company will be closed from Wednesday, 9 June 2021 to Friday, 11 June 2021, both dates inclusive, during which period no transfer of shares will be registered. To qualify for the final dividend, all transfers accompanied by the relevant share certificates must be lodged with Hong Kong Registrars Limited, the Company's branch share registrar in Hong Kong, at Shops 1712-1716, 17th Floor, Hopewell Centre, 183 Queen's Road East, Wan Chai, Hong Kong, for registration not later than 4:30 p.m. on Tuesday, 8 June 2021. The cheques for dividend payment will be sent on about Wednesday, 23 June 2021.

# INDEPENDENT AUDITOR'S REPORT



Tel : +852 2218 8288  
Fax: +852 2815 2239  
[www.bdo.com.hk](http://www.bdo.com.hk)

25<sup>th</sup> Floor Wing On Centre  
111 Connaught Road Central  
Hong Kong

電話 : +852 2218 8288  
傳真 : +852 2815 2239  
[www.bdo.com.hk](http://www.bdo.com.hk)

香港干諾道中111號  
永安中心25樓

## TO THE SHAREHOLDERS OF DATRONIX HOLDINGS LIMITED

*(incorporated in Bermuda with limited liability)*

### OPINION

We have audited the consolidated financial statements of Datronix Holdings Limited (the "Company") and its subsidiaries (the "Group") set out on pages 45 to 116, which comprise the consolidated statement of financial position as at 31 December 2020, and the consolidated statement of profit or loss and other comprehensive income, the consolidated statement of changes in equity and the consolidated statement of cash flows for the year then ended, and notes to the consolidated financial statements, including a summary of significant accounting policies.

In our opinion, the consolidated financial statements give a true and fair view of the consolidated financial position of the Group as at 31 December 2020, and of its consolidated financial performance and its consolidated cash flows for the year then ended in accordance with Hong Kong Financial Reporting Standards ("HKFRSs") issued by the Hong Kong Institute of Certified Public Accountants ("HKICPA") and have been properly prepared in compliance with the disclosure requirements of the Hong Kong Companies Ordinance.

### BASIS FOR OPINION

We conducted our audit in accordance with Hong Kong Standards on Auditing ("HKSA") issued by the HKICPA. Our responsibilities under those standards are further described in the "Auditor's Responsibilities for the Audit of the Consolidated Financial Statements" section of our report. We are independent of the Group in accordance with the HKICPA's "Code of Ethics for Professional Accountants" (the "Code"), and we have fulfilled our other ethical responsibilities in accordance with the Code. We believe that the audit evidence we have obtained is sufficient and appropriate to provide a basis for our opinion.

### KEY AUDIT MATTERS

Key audit matters are those matters that, in our professional judgment, were of most significance in our audit of the consolidated financial statements of the current period. These matters were addressed in the context of our audit of the consolidated financial statements as a whole, and in forming our opinion thereon, and we do not provide a separate opinion on these matters.

# INDEPENDENT AUDITOR'S REPORT

## KEY AUDIT MATTERS – CONTINUED

### Impairment assessment of goodwill

*Refer to notes 5(b)(ii) and 16 to the consolidated financial statements*

The Group had goodwill of approximately HK\$9,486,000 as at 31 December 2020 arising from the Company's acquisition of a business in 2012.

Management concluded that there was no impairment of the goodwill based on the recoverable amount of the cash-generating unit ("CGU") which was determined by a value-in-use calculation based on cash flow projections from formally approved budgets covering a five-year period. The preparation of cash flow projections requires significant management judgment with respect to assumptions in relation to discount rate and underlying cash flows, in particular future operating margin and growth rates. We identified the impairment assessment of goodwill as a key audit matter as it requires management to exercise significant judgment on the cash flow projections and the goodwill is quantitatively significant to the consolidated financial statements.

### ***Our response:***

Our procedures in relation to management's impairment assessment included:

- Challenging the reasonableness of the key inputs and assumptions used in the value-in-use calculation;
- Reconciling input data to supporting evidence, such as approved budget, and considering the reasonableness of this budget;
- Engaging our internal valuation specialist to assist us in assessing reasonableness of the valuation methodology applied and the key assumptions used in the impairment assessment of goodwill; and
- Evaluating the reasonableness of the disclosures in relation to the impairment assessment goodwill.

We found the assumptions made by management in relation to the value-in-use calculation were reasonable based on available evidence. The significant inputs are appropriately disclosed in note 16 to the consolidated financial statements.

# INDEPENDENT AUDITOR'S REPORT

## KEY AUDIT MATTERS – CONTINUED

### Write-down assessment of inventories

*Refer to note notes 5(b)(iii) and 18 to the consolidated financial statements*

The Group had inventories of approximately HK\$83,687,000 as at 31 December 2020 which consist of raw materials, work-in-progress and finished goods.

The Group's management writes down slow-moving or obsolete inventories based on an assessment of net realisable value. Inventory will be written down where events or changes in circumstances indicate that the net realisable value is less than cost. The determination of net realisable value requires the use of judgment and estimates. The subsequent change in estimation will impact carrying value of the inventories and lead to a revision of the amount of inventories written down in the respective period. The Group recognised a reversal of write-down of inventories of approximately HK\$17,000 for the year. We identified the write-down assessment of inventories as a key audit matter as it requires management to exercise significant judgment on estimating net realisable value of the inventories and the carrying amount of inventories is quantitatively significant to the consolidated financial statements.

#### **Our response:**

Our procedures in relation to management's write-down assessment included:

- Assessing the reasonableness of the inventory provision policy applied by the management;
- Assessing the reasonableness of the net realisable value of inventories estimated by the management for those slow-moving or obsolete inventories with reference to the recent selling prices, consumptions and subsequent sales of inventories;
- Testing on a sample basis, the accuracy of the ageing of inventories prepared by management; and
- Identifying any physically obsolete inventories during our observation of the Group's inventory counts.

We found that management's estimation of net realisable value and reversal of write-down of inventories are reasonable based on the available evidence.



# INDEPENDENT AUDITOR'S REPORT

## **OTHER INFORMATION IN THE ANNUAL REPORT**

The directors are responsible for the other information. The other information comprises the information in the Company's annual report, but does not include the consolidated financial statements and our auditor's report thereon.

Our opinion on the consolidated financial statements does not cover the other information and we do not express any form of assurance conclusion thereon.

In connection with our audit of the consolidated financial statements, our responsibility is to read the other information and, in doing so, consider whether the other information is materially inconsistent with the consolidated financial statements or our knowledge obtained in the audit or otherwise appears to be materially misstated. If, based on the work we have performed, we conclude that there is a material misstatement of this other information, we are required to report that fact. We have nothing to report in this regard.

## **DIRECTORS' RESPONSIBILITIES FOR THE CONSOLIDATED FINANCIAL STATEMENTS**

The directors are responsible for the preparation of the consolidated financial statements that give a true and fair view in accordance with HKFRSs issued by the HKICPA and the disclosure requirements of the Hong Kong Companies Ordinance, and for such internal control as the directors determine is necessary to enable the preparation of consolidated financial statements that are free from material misstatement, whether due to fraud or error.

In preparing the consolidated financial statements, the directors are responsible for assessing the Group's ability to continue as a going concern, disclosing, as applicable, matters related to going concern and using the going concern basis of accounting unless the directors either intend to liquidate the Group or to cease operations, or have no realistic alternative but to do so.

The directors are also responsible for overseeing the Group's financial reporting process.

The audit committee of the Company (the "Audit Committee") assists the directors in discharging their responsibilities in this regard.

# INDEPENDENT AUDITOR'S REPORT

## AUDITOR'S RESPONSIBILITIES FOR THE AUDIT OF THE CONSOLIDATED FINANCIAL STATEMENTS

Our objectives are to obtain reasonable assurance about whether the consolidated financial statements as a whole are free from material misstatement, whether due to fraud or error, and to issue an auditor's report that includes our opinion. This report is made solely to you, as a body, in accordance with Section 90 of the Bermuda Act 1981, and for no other purpose. We do not assume responsibility towards or accept liability to any other person for the contents of this report.

Reasonable assurance is a high level of assurance, but is not a guarantee that an audit conducted in accordance with HKSA's will always detect a material misstatement when it exists. Misstatements can arise from fraud or error and are considered material if, individually or in the aggregate, they could reasonably be expected to influence the economic decisions of users taken on the basis of these consolidated financial statements.

As part of an audit in accordance with HKSA's, we exercise professional judgment and maintain professional scepticism throughout the audit. We also:

- identify and assess the risks of material misstatement of the consolidated financial statements, whether due to fraud or error, design and perform audit procedures responsive to those risks, and obtain audit evidence that is sufficient and appropriate to provide a basis for our opinion. The risk of not detecting a material misstatement resulting from fraud is higher than for one resulting from error, as fraud may involve collusion, forgery, intentional omissions, misrepresentations, or the override of internal control.
- obtain an understanding of internal control relevant to the audit in order to design audit procedures that are appropriate in the circumstances, but not for the purpose of expressing an opinion on the effectiveness of the Group's internal control.
- evaluate the appropriateness of accounting policies used and the reasonableness of accounting estimates and related disclosures made by the directors.
- conclude on the appropriateness of the directors' use of the going concern basis of accounting and, based on the audit evidence obtained, whether a material uncertainty exists related to events or conditions that may cast significant doubt on the Group's ability to continue as a going concern. If we conclude that a material uncertainty exists, we are required to draw attention in our auditor's report to the related disclosures in the consolidated financial statements or, if such disclosures are inadequate, to modify our opinion. Our conclusions are based on the audit evidence obtained up to the date of our auditor's report. However, future events or conditions may cause the Group to cease to continue as a going concern.

# INDEPENDENT AUDITOR'S REPORT

## AUDITOR'S RESPONSIBILITIES FOR THE AUDIT OF THE CONSOLIDATED FINANCIAL STATEMENTS – CONTINUED

- evaluate the overall presentation, structure and content of the consolidated financial statements, including the disclosures, and whether the consolidated financial statements represent the underlying transactions and events in a manner that achieves fair presentation.
- obtain sufficient appropriate audit evidence regarding the financial information of the entities or business activities within the Group to express an opinion on the consolidated financial statements. We are responsible for the direction, supervision and performance of the group audit. We remain solely responsible for our audit opinion.

We communicate with the Audit Committee regarding, among other matters, the planned scope and timing of the audit and significant audit findings, including any significant deficiencies in internal control that we identify during our audit.

We also provide the Audit Committee with a statement that we have complied with relevant ethical requirements regarding independence, and to communicate with them all relationships and other matters that may reasonably be thought to bear on our independence, and where applicable, actions taken to eliminate threats or safeguards applied.

From the matters communicated with the directors, we determine those matters that were of most significance in the audit of the consolidated financial statements of the current period and are therefore the key audit matters. We describe these matters in our auditor's report unless law or regulation precludes public disclosure about the matter or when, in extremely rare circumstances, we determine that a matter should not be communicated in our report because the adverse consequences of doing so would reasonably be expected to outweigh the public interest benefits of such communication.

### **BDO Limited**

*Certified Public Accountants*

### **Tang Tak Wah**

*Practising Certificate Number P06262*

Hong Kong, 25 March 2021

# CONSOLIDATED STATEMENT OF PROFIT OR LOSS AND OTHER COMPREHENSIVE INCOME

For the year ended 31 December 2020

	Notes	2020 HK\$'000	2019 HK\$'000
<b>Revenue</b>	6	230,806	284,225
Cost of sales		(150,915)	(179,599)
<b>Gross profit</b>		79,891	104,626
Other revenue and gains	7	12,791	11,255
Distribution and selling expenses		(17,217)	(17,748)
Administrative expenses		(63,685)	(68,750)
Fair value loss on investment property	15	(15,800)	(6,000)
Finance costs		(44)	(30)
<b>(Loss)/profit before income tax expense</b>	8	(4,064)	23,353
Income tax expense	10		
Current tax – tax for the year		(3,459)	(4,751)
– over/(under) provision in respect of prior years, net		33	(20)
Deferred tax credit/(expense)		582	(939)
		(2,844)	(5,710)
<b>(Loss)/profit for the year and attributable to owners of the Company</b>		(6,908)	17,643
<b>Other comprehensive income, net of tax</b>	11		
Item that may be reclassified subsequently to profit or loss:			
Exchange differences on translating foreign operations		15,980	(1,637)
Item that will not be reclassified to profit or loss:			
Surplus/(deficit) on revaluation of leasehold land and buildings held for own use		1,977	(7,848)
<b>Other comprehensive income for the year and attributable to owners of the Company, net of tax</b>		17,957	(9,485)
<b>Total comprehensive income for the year and attributable to owners of the Company</b>		11,049	8,158
<b>(Loss)/earnings per share</b>			
– Basic and diluted	12	(HK\$0.022)	HK\$0.055

# CONSOLIDATED STATEMENT OF FINANCIAL POSITION

At 31 December 2020

	Notes	2020 HK\$'000	2019 HK\$'000
<b>Non-current assets</b>			
Property, plant and equipment	14	487,073	361,470
Investment property	15	82,000	97,800
Payments for acquisition of properties	34	1,134	34,666
Prepayments for acquisition of property, plant and equipment		310	10,158
Goodwill	16	9,486	9,486
Deferred tax asset	23	137	160
		580,140	513,740
<b>Current assets</b>			
Inventories	18	83,687	79,620
Trade receivables	19	23,584	33,090
Prepayments, deposits and other receivables		14,121	8,231
Amount due from ultimate holding company	20	101	91
Amounts due from related companies	20	229	203
Tax prepayment		1,254	–
Cash and cash equivalents		256,722	333,776
		379,698	455,011
<b>Current liabilities</b>			
Trade and other payables	21	30,108	40,500
Amount due to a related company	20	583	523
Lease liabilities	27	454	436
Current tax liabilities		501	3,802
		31,646	45,261
<b>Net current assets</b>		348,052	409,750
<b>Total assets less current liabilities</b>		928,192	923,490
<b>Non-current liabilities</b>			
Lease liabilities	27	405	859
Employee benefits	22	18,996	18,806
Retention payable	21	3,339	–
Deferred tax liabilities	23	39,863	39,685
		62,603	59,350
<b>NET ASSETS</b>		865,589	864,140
<b>Equity</b>			
Share capital	24	32,000	32,000
Reserves		833,589	832,140
<b>TOTAL EQUITY</b>		865,589	864,140

On behalf of the Board of Directors

**Siu Paul Y.**  
Chairman

**Shui Wai Mei**  
Vice Chairman

# CONSOLIDATED STATEMENT OF CHANGES IN EQUITY

For the year ended 31 December 2020

	Equity attributable to owners of the Company						
	Share capital	Share premium	Capital reserve	Property revaluation reserve	Exchange reserve	Retained earnings	Total
	(note 24)	(note 25(c) (i))	(note 25(c) (ii))	(note 25(c) (iii))	(note 25(c) (iv))	(note 25(c) (vi))	
	HK\$'000	HK\$'000	HK\$'000	HK\$'000	HK\$'000	HK\$'000	HK\$'000
<b>At 1 January 2019</b>	32,000	57,099	(23,724)	230,196	7,047	558,164	860,782
Profit for the year	-	-	-	-	-	17,643	17,643
Exchange differences on translating foreign operations	-	-	-	-	(1,637)	-	(1,637)
Deficit on revaluation of leasehold land and buildings held for own use	-	-	-	(7,848)	-	-	(7,848)
Total comprehensive income for the year	-	-	-	(7,848)	(1,637)	17,643	8,158
Dividends paid (note 25(b))	-	-	-	-	-	(4,800)	(4,800)
<b>At 31 December 2019 and 1 January 2020</b>	32,000	57,099	(23,724)	222,348	5,410	571,007	864,140
Loss for the year	-	-	-	-	-	(6,908)	(6,908)
Exchange differences on translating foreign operations	-	-	-	-	15,980	-	15,980
Surplus on revaluation of leasehold land and buildings held for own use	-	-	-	1,977	-	-	1,977
Total comprehensive income for the year	-	-	-	1,977	15,980	(6,908)	11,049
Dividends paid (note 25(b))	-	-	-	-	-	(9,600)	(9,600)
<b>At 31 December 2020</b>	32,000	57,099	(23,724)	224,325	21,390	554,499	865,589

# CONSOLIDATED STATEMENT OF CASH FLOWS

For the year ended 31 December 2020

	Notes	2020 HK\$'000	2019 HK\$'000
<b>Cash flows from operating activities</b>			
(Loss)/profit before income tax expense		(4,064)	23,353
Adjustments for:			
Interest income	7	(3,478)	(7,912)
Finance costs		44	30
Fair value loss on investment property	15	15,800	6,000
Depreciation of property, plant and equipment		9,054	7,290
Gain on disposal of property, plant and equipment, net	7	–	(42)
Expected credit loss on trade and other receivables	8	2,777	117
Reversal of impairment loss on trade receivables		–	(16)
Reversal for write-down of inventories		(17)	(682)
<b>Operating profit before working capital changes</b>		20,116	28,138
Increase in inventories		(4,050)	(2,752)
Decrease in trade receivables		8,856	3,942
(Increase)/decrease in prepayments, deposits and other receivables		(6,912)	994
Increase in amount due from ultimate holding company		(10)	(7)
Increase in amounts due from related companies		(26)	(29)
Decrease in trade and other payables		(388)	(261)
Decrease in employee benefits		(784)	(320)
<b>CASH GENERATED FROM OPERATIONS</b>		16,802	29,705
Income tax paid		(8,031)	(1,747)
<b>Net cash generated from operating activities</b>		8,771	27,958
<b>CASH FLOWS FROM INVESTING ACTIVITIES</b>			
Purchases of property, plant and equipment		(86,847)	(66,498)
Prepayments for acquisition of property, plant and equipment		(310)	(10,158)
Proceeds from disposal of property, plant and equipment		–	46
Payments for acquisition of properties		(1,134)	(23,664)
Interest received		3,140	7,295
<b>Net cash used in investing activities</b>		(85,151)	(92,979)

# CONSOLIDATED STATEMENT OF CASH FLOWS

For the year ended 31 December 2020

	Notes	2020 HK\$'000	2019 HK\$'000
<b>CASH FLOWS FROM FINANCING ACTIVITIES</b>	33		
Dividends paid		(9,600)	(4,800)
Advanced from a related party		60	523
Lease payments		(480)	(423)
<b>Net cash used in financing activities</b>		(10,020)	(4,700)
<b>NET DECREASE IN CASH AND CASH EQUIVALENTS</b>		(86,400)	(69,721)
<b>Cash and cash equivalents at beginning of year</b>		333,776	404,991
<b>Effect of foreign exchange rate changes on cash and cash equivalents</b>		9,346	(1,494)
<b>CASH AND CASH EQUIVALENTS AT THE END OF YEAR</b>			
represented by bank balances and cash		256,722	333,776

Note:

Bank balances and cash included an amount of approximately HK\$52,707,000 (2019: HK\$111,311,000) which is denominated in Renminbi ("RMB"). Included in this amount is a sum of approximately HK\$14,295,000 (2019: HK\$22,639,000) deposited in the People's Republic of China (the "PRC"). RMB is not a freely convertible currency in the international market. The conversion of RMB into foreign currency and remittance of RMB out of the PRC are subject to the rules and regulations of exchange controls promulgated by the PRC authorities.



# NOTES TO THE FINANCIAL STATEMENTS

31 December 2020

## 1. GENERAL

Datronix Holdings Limited (the “Company”) was incorporated in Bermuda on 15 February 2000 as an exempted company with limited liability under the Companies Act 1981 of Bermuda (as amended). Its shares are listed on The Stock Exchange of Hong Kong Limited (the “Stock Exchange”) since 22 June 2001.

The Company is an investment holding company. Its subsidiaries are principally engaged in the manufacturing of electronic components in the PRC and Vietnam and trading of electronic components to customers in the United States of America (the “US”), Hong Kong, and other countries. The Company and its subsidiaries are collectively referred to as the Group.

The address of its registered office is Clarendon House, 2 Church Street, Hamilton HM11, Bermuda. The address of its principal place of business is 19th Floor, North Point Industrial Building, 499 King’s Road, North Point, Hong Kong.

The Company’s immediate and ultimate holding company is Onboard Technology Limited, a company incorporated in British Virgin Islands. The Company’s ultimate controlling party is Mr. Siu Paul Y.

## 2. ADOPTION OF HONG KONG FINANCIAL REPORTING STANDARDS (“HKFRSs”)

### (a) Adoption of new/amended HKFRSs – effective 1 January 2020

The Hong Kong Institute of Certified Public Accountants (the “HKICPA”) has issued a number of new/amended HKFRSs that are first effective for the current accounting period of the Group:

Amendments to HKFRS 3	Definition of a Business
Amendments to HKAS 1 and HKAS 8	Definition of Material
Amendments to HKAS 39, HKFRS 7 and HKFRS 9	Interest Rate Benchmark Reform

The new/amended HKFRSs that are effective from 1 January 2020 did not have any significant impact on the Group’s accounting policies.

# NOTES TO THE FINANCIAL STATEMENTS

31 December 2020

## 2. ADOPTION OF HONG KONG FINANCIAL REPORTING STANDARDS (“HKFRSs”) – CONTINUED

### (b) New/revised HKFRSs that have been issued but are not yet effective

The following new/revised HKFRSs, potentially relevant to the Group’s financial statements, have been issued, but are not yet effective and have not been early adopted by the Group. The Group’s current intention is to apply these changes on the date they become effective.

Amendment to HKFRS 16	Covid-19-Related Rent Concessions <sup>1</sup>
Amendments to HKAS 39, HKFRS 4, HKFRS 7, HKFRS 9 and HKFRS 16	Interest Rate Benchmark Reform – Phase 2 <sup>2</sup>
Amendments to HKAS 37	Onerous Contracts – Cost of Fulfilling a Contract <sup>3</sup>
Amendments to HKAS 16	Proceeds before Intended Use <sup>3</sup>
Amendments to HKFRS 3	Reference to the Conceptual Framework <sup>4</sup>
Annual Improvements to HKFRSs 2018-2020	Amendments to HKFRS 1, HKFRS 9, HKFRS 16 and HKAS 41 <sup>3</sup>
Amendments to HKAS 1	Classification of Liabilities as Current or Non-current <sup>5</sup>
HKFRS 17	Insurance Contracts <sup>5</sup>
Amendments to HKFRS 10 and HKAS 28	Sale or Contribution of Assets between an Investor and its Associate or Joint Venture <sup>6</sup>

<sup>1</sup> Effective for annual periods beginning on or after 1 June 2020

<sup>2</sup> Effective for annual periods beginning on or after 1 January 2021

<sup>3</sup> Effective for annual periods beginning on or after 1 January 2022

<sup>4</sup> Effective for business combinations for which the date of acquisition is on or after the beginning of the first annual period beginning on or after 1 January 2022

<sup>5</sup> Effective for annual periods beginning on or after 1 January 2023

<sup>6</sup> The amendments shall be applied prospectively to the sale or contribution of assets occurring in annual periods beginning on or after a date to be determined

## 2. ADOPTION OF HONG KONG FINANCIAL REPORTING STANDARDS (“HKFRSs”) – CONTINUED

### (b) New/revised HKFRSs that have been issued but are not yet effective – Continued

#### *Amendments to HKFRS 16 – COVID-19-Related Rent Concessions*

The amendment is issued in June 2020 and is effective for annual reporting periods beginning on or after 1 June 2020. Earlier application is permitted, including interim or annual financial statements not authorised for issue as at 4 June 2020, the date of the amendment is issued.

The amendment introduces a new practical expedient for lessees to elect not to assess whether a COVID-19-related rent concessions is a lease modification. The practical expedient only applies to rent concessions occurring as a direct consequence of the COVID-19 that meets all of the following conditions:

- (a) the change in lease payments results in revised consideration for the lease that is substantially the same as, or less than, the consideration for the lease immediately preceding the change;
- (b) any reduction in lease payments affects only payments originally due on or before 30 June 2021; and
- (c) there is no substantive change to other terms and conditions of the lease.

A lease applying the practical expedient accounts for changes in lease payments resulting from rent concessions the same way it would account for the changes applying HKFRS 16 if the changes were not lease modifications. Forgiveness or waiver of lease payments are accounted for as variable lease payments. The related lease liabilities are adjusted to reflect the amounts forgiven or waived with a corresponding adjustment recognised in the profit or loss in the period in which the event occurs.

# NOTES TO THE FINANCIAL STATEMENTS

31 December 2020

## 2. ADOPTION OF HONG KONG FINANCIAL REPORTING STANDARDS (“HKFRSs”) – CONTINUED

### (b) New/revised HKFRSs that have been issued but are not yet effective – Continued

#### ***Amendments to HKAS 39, HKFRS 4, HKFRS 7, HKFRS 9 and HKFRS 16 – Interest Rate Benchmark Reform – Phase 2***

The amendments address issues that might affect financial reporting when a company replaces the old interest rate benchmark with an alternative benchmark rate as a result of the interest rate benchmark reform (the “Reform”). The amendments complement those issued in November 2019 and relate to (a) changes to contractual cash flows in which an entity will not have to derecognise or adjust the carrying amount of financial instruments for changes required by the Reform, but will instead update the effective interest rate to reflect the change to the alternative benchmark rate; (b) hedge accounting in which an entity will not have to discontinue its hedge accounting solely because it makes changes required by the Reform, if the hedge meets other hedge accounting criteria; and (c) disclosures in which an entity will be required to disclose information about new risks arising from the Reform and how it manages the transition to alternative benchmark rates.

#### ***Amendments to HKAS 37 – Onerous Contracts – Cost of Fulfilling a Contract***

The amendments specify that the ‘cost of fulfilling’ a contract comprises the ‘costs that relate directly to the contract’. Costs that relate directly to a contract can either be incremental costs of fulfilling that contract (e.g. direct labour and materials) or an allocation of other costs that relate directly to fulfilling contracts (e.g. the allocation of the depreciation charge for an item of property, plant and equipment used in fulfilling the contract).

#### ***Amendments to HKAS 16 – Proceeds before Intended Use***

The amendments prohibit deducting from the cost of an item of property, plant and equipment any proceeds from selling items produced while bringing that asset to the location and condition necessary for it to be capable of operating in the manner intended by management. Instead, the proceeds from selling such items, and the cost of producing those items, is recognised in profit or loss.

## 2. ADOPTION OF HONG KONG FINANCIAL REPORTING STANDARDS (“HKFRSs”) – CONTINUED

### (b) New/revised HKFRSs that have been issued but are not yet effective – Continued

#### *Amendments to HKFRS 3 – Reference to the Conceptual Framework*

The amendments update HKFRS 3 so that it refers to the revised Conceptual Framework for Financial Reporting 2018 instead of the version issued in 2010. The amendments add to HKFRS 3 a requirement that, for obligations within the scope of HKAS 37, an acquirer applies HKAS 37 to determine whether at the acquisition date a present obligation exists as a result of past events. For a levy that would be within the scope of HK(IFRIC)-Int 21 Levies, the acquirer applies HK(IFRIC)-Int 21 to determine whether the obligating event that gives rise to a liability to pay the levy has occurred by the acquisition date. The amendments also add an explicit statement that an acquirer does not recognise contingent assets acquired in a business combination.

#### *Annual Improvements to HKFRSs 2018-2020*

The annual improvements amends a number of standards, including:

- HKFRS 1, First-time Adoption of Hong Kong Financial Reporting Standards, which permit a subsidiary that applies paragraph D16(a) of HKFRS 1 to measure cumulative translation differences using the amounts reported by its parent, based on the parent’s date of transition to HKFRSs.
- HKFRS 9, Financial Instruments, which clarify the fees included in the 10 per cent test in paragraph B3.3.6 of HKFRS 9 in assessing whether to derecognise a financial liability, explaining that only fees paid or received between the entity and the lender, including fees paid or received by either the entity or the lender on other’s behalf are included.
- HKFRS 16, Leases, which amend Illustrative Example 13 to remove the illustration of reimbursement of leasehold improvements by the lessor in order to resolve any potential confusion regarding the treatment of lease incentives that might arise because of how lease incentives are illustrated in that example.
- HKAS 41, Agriculture, which remove the requirement to exclude taxation cash flows when measuring the fair value of a biological asset using a present value technique.

# NOTES TO THE FINANCIAL STATEMENTS

31 December 2020

## 2. ADOPTION OF HONG KONG FINANCIAL REPORTING STANDARDS (“HKFRSs”) – CONTINUED

### (b) New/revised HKFRSs that have been issued but are not yet effective – Continued

#### ***Amendments to HKAS 1 – Classification of Liabilities as Current or Non-current***

The amendments clarify that the classification of liabilities as current or non-current is based on rights that are in existence at the end of the reporting period, specify that classification is unaffected by expectations about whether an entity will exercise its right to defer settlement of a liability and explain that rights are in existence if covenants are complied with at the end of the reporting period. The amendments also introduce a definition of ‘settlement’ to make clear that settlement refers to the transfer to the counterparty of cash, equity instruments, other assets or services.

#### ***HKFRS 17 – Insurance Contracts***

The new standard establishes the principles for the recognition, measurement, presentation and disclosure of insurance contracts and supersedes HKFRS 4, Insurance Contracts. The standard outlines a ‘General Model’, which is modified for insurance contracts with direct participation features, described as the ‘Variable Fee Approach’. The General Model is simplified if certain criteria are met by measuring the liability for remaining coverage using the Premium Allocation Approach.

#### ***Amendments to HKFRS 10 and HKAS 28 – Sale or Contribution of Assets between an Investor and its Associate or Joint Venture***

The amendments clarify with situations where there is a sale or contribution of assets between an investor and its associate or joint venture. When the transaction with an associate or joint venture that is accounted for using the equity method, any gains or losses resulting from the loss of control of a subsidiary that does not contain a business are recognised in the profit or loss only to the extent of the unrelated investors’ interests in that associate or joint venture. Similarly, any gains or losses resulting from the remeasurement of retained interest in any former subsidiary (that has become an associate or a joint venture) to fair value are recognised in the profit or loss only to the extent of the unrelated investors’ interests in the new associate or joint venture.

The Group is not yet in a position to state whether these new pronouncements will result in substantial changes to the Group’s accounting policies and financial statements.

## 3. BASIS OF PREPARATION

### (a) Statement of compliance

The consolidated financial statements have been prepared in accordance with all HKFRSs, Hong Kong Accounting Standards (“HKASs”) and Interpretations (hereinafter collectively referred to as the “HKFRSs”) issued by the HKICPA and the disclosure requirements of the Hong Kong Companies Ordinance. In addition, the consolidated financial statements include applicable disclosures required by the Rules Governing the Listing of Securities on the Stock Exchange (the “Listing Rule”).

### (b) Basis of measurement

The consolidated financial statements have been prepared under the historical cost basis except for certain leasehold land and buildings and investment property, which are measured at revalued amounts or fair values as explained in the accounting policies set out below.

### (c) Functional and presentation currency

The functional currency of the Company is Hong Kong dollars (“HK\$”). Each entity in the Group maintains its books and records in its own functional currency. The consolidated financial statements are presented in HK\$. The board of directors considered that it is more appropriate to present the consolidated financial statements in HK\$ as the shares of the Company are listed on the Stock Exchange.

## 4. SIGNIFICANT ACCOUNTING POLICIES

### (a) Business combination and basis of consolidation

The consolidated financial statements comprise the financial statements of the Company and its subsidiaries. Inter-company transactions and balances between group companies together with unrealised profits are eliminated in full in preparing the consolidated financial statements. Unrealised losses are also eliminated unless the transaction provides evidence of impairment on the asset transferred, in which case the loss is recognised in profit or loss.

The results of subsidiaries acquired or disposed of during the year are included in the consolidated statement of comprehensive income from the effective dates of acquisition or up to the effective dates of disposal, as appropriate. Where necessary, adjustments are made to the financial statements of subsidiaries to bring their accounting policies into line with those used by other members of the Group.

# NOTES TO THE FINANCIAL STATEMENTS

31 December 2020

## 4. SIGNIFICANT ACCOUNTING POLICIES – CONTINUED

### (a) Business combination and basis of consolidation – Continued

Acquisition of subsidiaries or businesses is accounted for using the acquisition method. The cost of an acquisition is measured at the aggregate of the acquisition-date fair value of assets transferred, liabilities incurred and equity interests issued by the Group, as the acquirer. The identifiable assets acquired and liabilities assumed are principally measured at acquisition-date fair value. The Group's previously held equity interest in the acquiree is re-measured at acquisition-date fair value and the resulting gains or losses are recognised in profit or loss. The Group may elect, on a transaction-by-transaction basis, to measure the non-controlling interests that represent present ownership interests in the subsidiary either at fair value or at the proportionate share of the acquiree's identifiable net assets. All other non-controlling interests are measured at fair value unless another measurement basis is required by HKFRSs. Acquisition-related costs incurred are expensed unless they are incurred in issuing equity instruments in which case the costs are deducted from equity.

Changes in the Group's interests in subsidiaries that do not result in a loss of control are accounted for as equity transactions. The carrying amounts of the Group's interest and the non-controlling interest are adjusted to reflect the changes in their relative interests in the subsidiaries. Any difference between the amount by which the non-controlling interest is adjusted and the fair value of the consideration paid or received is recognised directly in equity and attributed to owners of the Company.

When the Group loses control of a subsidiary, the profit or loss on disposal is calculated as the difference between (i) the aggregate of the fair value of the consideration received and the fair value of any retained interest; and (ii) the previous carrying amount of the assets (including goodwill), and liabilities of the subsidiary and any non-controlling interest. Amounts previously recognised in other comprehensive income in relation to the subsidiary are accounted for in the same manner as would be required if the relevant assets or liabilities were disposed of.



## 4. SIGNIFICANT ACCOUNTING POLICIES – CONTINUED

### (b) Subsidiaries

A subsidiary is an investee over which the Company is able to exercise control. The Company controls an investee if all three of the following elements are present: power over the investee, exposure, or rights, to variable returns from the investee, and the ability to use its power to affect those variable returns. Control is reassessed whenever facts and circumstances indicate that there may be a change in any of these elements of control.

In the Company's statement of financial position, investments in subsidiaries are stated at cost less impairment loss, if any. The results of subsidiaries are accounted for by the Company on the basis of dividend received and receivable.

### (c) Research and development costs

Expenditure on internally developed products is capitalised if it can be demonstrated that:

- it is technically feasible to develop the product for it to be sold;
- adequate resources are available to complete the development;
- there is an intention to complete and sell the product;
- the Group is able to sell the product;
- sale of the product will generate future economic benefits; and
- expenditure on the project can be measured reliably.

Capitalised development costs are amortised over the periods the Group expects to benefit from selling the products developed. The amortisation expense is recognised in profit or loss and included in cost of sales.

Development expenditure not satisfying the above criteria and expenditure on the research phase of internal projects are recognised in profit or loss as incurred.

### (d) Goodwill

Goodwill is initially recognised at cost being the excess of the aggregate of consideration transferred and the amount recognised for non-controlling interests over the fair value of identifiable assets, liabilities and contingent liabilities acquired.

Where the fair value of identifiable assets, liabilities and contingent liabilities exceed the fair value of consideration paid, the excess is recognised in profit or loss on the acquisition date, after re-assessment.

# NOTES TO THE FINANCIAL STATEMENTS

31 December 2020

## 4. SIGNIFICANT ACCOUNTING POLICIES – CONTINUED

### (d) Goodwill – Continued

Goodwill is measured at cost less impairment losses. For the purpose of impairment testing, goodwill arising from an acquisition is allocated to each of the relevant cash-generating units (“CGUs”) that are expected to benefit from the synergies of the acquisition. A CGU to which goodwill has been allocated is tested for impairment annually, and whenever there is an indication that the unit may be impaired.

For goodwill arising on an acquisition in a financial year, the CGU to which goodwill has been allocated is tested for impairment before the end of that financial year. When the recoverable amount of the CGU is less than the carrying amount of the unit, the impairment loss is allocated to reduce the carrying amount of any goodwill allocated to the unit first, and then to the other assets of the unit pro-rata on the basis of the carrying amount to each asset in the unit. Any impairment loss for goodwill is recognised in profit or loss and is not reversed in subsequent periods.

### (e) Property, plant and equipment

Leasehold land and buildings in Hong Kong and buildings in the PRC and Vietnam are stated at valuation less accumulated depreciation. Revaluations are performed with sufficient regularity to ensure that the carrying amount does not differ materially from that which would be determined using fair values at the end of the reporting period. Increases in value arising on revaluation are recognised in other comprehensive income and accumulated in equity under the heading of property revaluation reserve. Decreases in value arising on revaluation are first offset against increases on earlier valuations in respect of the same property and thereafter recognised in profit or loss. Any subsequent increases are recognised in profit or loss up to the amount previously charged and thereafter to the property revaluation reserve.

Upon disposal, the relevant portion of the revaluation reserve realised in respect of previous valuations is released from the property revaluation reserve to retained earnings.

Other property, plant and equipment are stated at cost less accumulated depreciation and accumulated impairment losses.

The cost of property, plant and equipment includes its purchase price and the costs directly attributable to the acquisition of the items.

## 4. SIGNIFICANT ACCOUNTING POLICIES – CONTINUED

### (e) Property, plant and equipment – Continued

Subsequent costs are included in the asset's carrying amount or recognised as a separate asset, as appropriate, only when it is probable that future economic benefits associated with the item will flow to the Group and the cost of the item can be measured reliably. The carrying amount of the replaced part is derecognised. All other repairs and maintenance are recognised as an expense in profit or loss during the financial period in which they are incurred.

Property, plant and equipment are depreciated so as to write off their cost or valuation net of expected residual value over their estimated useful lives on a straight-line basis. The useful lives, residual value and depreciation method are reviewed, and adjusted if appropriate, at the end of each reporting period. The annual depreciation rates are as follows:

Leasehold land and buildings	4% to 4.5% or over the lease terms, whichever is shorter
Interests in leasehold land	Over the lease terms
Machinery and equipment	15% to 30%
Furniture and fixtures	15%
Motor vehicles	18% to 25%

Where parts of an item of property, plant and equipment have different useful lives, the cost or valuation of the item is allocated on a reasonable basis between the parts and each part is depreciated separately. Both the useful life of an asset and its residual value, if any, are revised annually.

Construction in progress is stated at cost less impairment losses. Cost comprises direct costs of construction as well as borrowing costs capitalised during the periods of construction and installation. Capitalisation of these costs ceases and the construction in progress is transferred to the appropriate class of property, plant and equipment when substantially all the activities necessary to prepare the assets for their intended use are completed. No depreciation is provided for in respect of construction in progress until it is completed and ready for its intended use.

The gain or loss on disposal of an item of property, plant and equipment is the difference between the net sale proceeds and its carrying amount, and is recognised in profit or loss on disposal.

# NOTES TO THE FINANCIAL STATEMENTS

31 December 2020

## 4. SIGNIFICANT ACCOUNTING POLICIES – CONTINUED

### (f) Investment property

Investment property is property held or right to use asset held by the Group as a lessee either to earn rentals or for capital appreciation or for both, but not held for sale in the ordinary course of business, use in the production or supply of goods or services or for administrative purposes. Investment property is measured at cost on initial recognition and subsequently at fair value with any change therein recognised in profit or loss.

### (g) Revenue recognition

Revenue from contracts with customers is recognised when control of goods or services is transferred to the customers at an amount that reflects the consideration to which the Group expects to be entitled in exchange for those goods or services, excluding those amounts collected on behalf of third parties. Revenue excludes value added tax or other sales taxes and is after deduction of any trade discounts.

Depending on the terms of the contract and the laws that apply to the contract, control of the goods or service may be transferred over time or at a point in time. Control of the goods or service is transferred over time if the Group's performance:

- provides all of the benefits received and consumed simultaneously by the customer;
- creates or enhances an asset that the customer controls as the Group performs; or
- does not create an asset with an alternative use to the Group and the Group has an enforceable right to payment for performance completed to date.

If control of the goods or services transfers over time, revenue is recognised over the period of the contract by reference to the progress towards complete satisfaction of that performance obligation. Otherwise, revenue is recognised at a point in time when the customer obtains control of the goods or service.

## 4. SIGNIFICANT ACCOUNTING POLICIES – CONTINUED

### (g) Revenue recognition – Continued

The Group is principally engaged in manufacturing and trading electronic components in both Hong Kong and overseas markets. Customers obtain control of the Group's products when the goods are delivered to and have been accepted by customers. Revenue from sale of goods is recognised at the point in time when control of the assets is transferred to the customers according to the terms of contracts. Revenue is thus recognised when the products are delivered and accepted by customers and invoice is issued when the customers accepted the products. There is generally only one performance obligation and the consideration includes no variable amount. Invoices are usually payable ranging from 30 days to 90 days.

Rental income under operating leases is recognised on a straight-line basis over the term of the relevant lease.

Interest income is accrued on a time basis on the principal outstanding at the applicable interest rate.

### **Contract costs**

The Group recognises an asset from the costs incurred to fulfil a contract when those costs meet all of the following criteria:

- (a) the costs relate directly to a contract or to an anticipated contract that the entity can specifically identify;
- (b) the costs generate or enhance resources of the entity that will be used in satisfying (or in continuing to satisfy) performance obligations in the future; and
- (c) the costs are expected to be recovered.

The asset recognised is subsequently amortised to profit or loss on a systematic basis that is consistent with the transfer to the customer of the goods or services to which the cost relate. The asset is subject to impairment review.

# NOTES TO THE FINANCIAL STATEMENTS

31 December 2020

## 4. SIGNIFICANT ACCOUNTING POLICIES – CONTINUED

### (h) Government grant

Government grants are not recognised until there is reasonable assurance that the Group will comply with the conditions attaching to them and that the grants will be received.

Government grants are recognised in profit or loss on a systematic basis over the periods in which the Group recognises as expenses the related costs for which the grants are intended to compensate. Specifically, government grants whose primary condition is that the Group should purchase, construct or otherwise acquire non-current assets (including property, plant and equipment) are recognised as deferred income in the statement of financial position and transferred to profit or loss on a systematic and rational basis over the useful lives of the related assets.

Government grants that are receivable as compensation for expenses or losses already incurred or for the purpose of giving immediate financial support to the Group with no future related costs are recognised in profit or loss in the period in which they become receivable and are recognised as other revenue, rather than reducing the related expense.

### (i) Leasing

All leases (irrespective of they are operating leases or finance leases) are required to be capitalised in the statement of financial position as right-of-use assets and lease liabilities, but accounting policy choices exist for an entity to choose not to capitalise (i) leases which are short-term leases; and/or (ii) leases for which the underlying asset is of low-value. The Group has elected not to recognise right-of-use assets and lease liabilities for low-value assets and leases for which at the commencement date have a lease term less than 12 months. The lease payments associated with those leases have been expensed on straight-line basis over the lease term.

## 4. SIGNIFICANT ACCOUNTING POLICIES – CONTINUED

### (i) Leasing – Continued

#### *Right-of-use asset*

The right-of-use asset should be recognised at cost and would comprise: (i) the amount of the initial measurement of the lease liability (see below for the accounting policy to account for lease liability); (ii) any lease payments made at or before the commencement date, less any lease incentives received; (iii) any initial direct costs incurred by the lessee; and (iv) an estimate of costs to be incurred by the lessee in dismantling and removing the underlying asset to the condition required by the terms and conditions of the lease, unless those costs are incurred to produce inventories. Except for right-of-use asset that meets the definition of an investment property or a class of property, plant and equipment to which the Group applies the revaluation model, the Group measures the right-of-use assets applying a cost model. Under the cost model, the Group measures the right-of-use asset at cost, less any accumulated depreciation and any impairment losses, and adjusted for any remeasurement of lease liability. For right-of-use asset that meets the definition of an investment property, they are carried at fair value and for right-of-use asset that meets the definition of a leasehold land and buildings held for own use, they are carried at fair value.

The Group accounts for leasehold land and buildings that are held for rental or capital appreciation purpose under HKAS 40 and are carried at fair value. The Group accounts for leasehold land and buildings which is held for own use under HKAS 16 and are carried at fair value. Other than the above right-of-use assets, the Group also has leased a number of properties under tenancy agreements which the Group exercises its judgment and determines that it is a separate class of asset apart from the leasehold land and buildings which is held for own use. As a result, the right-of-use assets arising from the properties under tenancy agreements are carried at depreciated cost.

# NOTES TO THE FINANCIAL STATEMENTS

31 December 2020

## 4. SIGNIFICANT ACCOUNTING POLICIES – CONTINUED

### (i) Leasing – Continued

#### *Lease liability*

The lease liability is recognised at the present value of the lease payments that are not paid at the date of commencement of the lease. The lease payments are discounted using the interest rate implicit in the lease, if that rate can be readily determined. If that rate cannot be readily determined, the Group uses the Group's incremental borrowing rate.

The following payments for the right to use the underlying asset during the lease term that are not paid at the commencement date of the lease are considered to be lease payments: (i) fixed payments less any lease incentives receivable; (ii) variable lease payments that depend on an index or a rate, initially measured using the index or rate as at commencement date; (iii) amounts expected to be payable by the lessee under residual value guarantees; (iv) the exercise price of a purchase option if the lessee is reasonably certain to exercise that option; and (v) payments of penalties for terminating the lease, if the lease term reflects the lessee exercising an option to terminate the lease. Lease payments to be made under reasonably certain extension options are also included in the measurement of the lease liability.

Subsequent to the commencement date, the Group measures the lease liability by: (i) increasing the carrying amount to reflect interest on the lease liability; (ii) reducing the carrying amount to reflect the lease payments made; and (iii) remeasuring the carrying amount to reflect any reassessment or lease modifications, e.g., a change in future lease payments arising from change in an index or rate, a change in the lease term, a change in the in-substance fixed lease payments or a change in assessment to purchase the underlying asset.

#### *Accounting as a lessor*

The Group has leased out its investment property to a tenant. Rental income from operating lease is recognised in profit or loss on a straight-line basis over the term of the relevant lease. Initial direct costs incurred in negotiating and arranging an operating lease are added to the carrying amount of the leased asset and recognised as an expense on the straight-line basis over the lease term.



## 4. SIGNIFICANT ACCOUNTING POLICIES – CONTINUED

### (j) Financial instruments

#### (i) *Financial assets*

A financial asset (unless it is a trade receivable without a significant financing component) is initially measured at fair value plus, for an item not at fair value through profit or loss, transaction costs that are directly attributable to its acquisition or issue. A trade receivable without a significant financing component is initially measured at the transaction price.

All regular way purchases and sales of financial assets are recognised on the trade date, that is, the date that the Group commits to purchase or sell the asset. Regular way purchases or sales are purchases or sales of financial assets that require delivery of assets within the period generally established by regulation or convention in the market place.

Financial assets with embedded derivatives are considered in their entirety when determining whether their cash flows are solely payment of principal and interest.

#### *Debt instruments*

Subsequent measurement of debt instruments depends on the Group's business model for managing the asset and the cash flow characteristics of the asset. The Group classifies its debt instruments including trade and other receivables, amounts due from ultimate holding company and related companies, at amortised cost as follows:

Assets that are held for collection of contractual cash flows where those cash flows represent solely payments of principal and interest are measured at amortised cost. Financial assets at amortised cost are subsequently measured using the effective interest rate method. Interest income, foreign exchange gains and losses and impairment are recognised in profit or loss. Any gain on derecognition is recognised in profit or loss.

# NOTES TO THE FINANCIAL STATEMENTS

31 December 2020

## 4. SIGNIFICANT ACCOUNTING POLICIES – CONTINUED

### (j) Financial instruments – Continued

#### (ii) *Impairment loss on financial assets*

The Group recognises loss allowances for expected credit loss (“ECL”) on trade receivables.

The ECLs are measured on either of the following bases: (1) 12 months ECL: these are the ECLs that result from possible default events within the 12 months after the reporting date; and (2) lifetime ECL: these are ECLs that result from all possible default events over the expected life of a financial instrument. The maximum period considered when estimating ECLs is the maximum contractual period over which the Group is exposed to credit risk.

ECLs are a probability-weighted estimate of credit losses. Credit losses are measured as the difference between all contractual cash flows that are due to the Group in accordance with the contract and all the cash flows that the Group expects to receive. The shortfall is then discounted at an approximation to the assets’ original effective interest rate.

The Group has measured loss allowances for trade receivables using HKFRS 9 simplified approach and has calculated ECLs based on lifetime ECL. The Group has established a provision matrix that is based on the Group’s historical credit loss experience, adjusted for forward-looking factors specific to the debtors and the economic environment.

When determining whether the credit risk of a financial asset has increased significantly since initial recognition and when estimating ECL, the Group considers reasonable and supportable information that is relevant and available without undue cost or effort. This includes both quantitative and qualitative information analysis, based on the Group’s historical experience and informed credit assessment and including forward-looking information.

The Group assumes that the credit risk on a financial asset has increased significantly if it is more than 30 days past due unless the Group has reasonable and supportable information that demonstrates otherwise.

## 4. SIGNIFICANT ACCOUNTING POLICIES – CONTINUED

### (j) Financial instruments – Continued

#### (ii) *Impairment loss on financial assets – Continued*

The Group considers a financial asset to be credit-impaired when: (1) the borrower is unlikely to pay its credit obligations to the Group in full, without recourse by the Group to actions such as realising security (if any is held); or (2) the financial asset is more than 90 days past due unless the Group has reasonable and supportable information to demonstrate that a more lagging default criteria is more appropriate.

#### (iii) *Financial liabilities*

The Group classifies its financial liabilities, depending on the purpose for which the liabilities were incurred. The Group classifies its financial liabilities at amortised cost which are initially measured at fair value, net of directly attributable costs incurred.

##### *Financial liabilities at amortised cost*

Financial liabilities at amortised cost including trade and other payables are subsequently measured at amortised cost, using the effective interest method. The related interest expense is recognised in profit or loss.

Gains or losses are recognised in profit or loss when the liabilities are derecognised as well as through the amortisation process.

#### (iv) *Effective interest method*

The effective interest method is a method of calculating the amortised cost of a financial asset or financial liability and allocating interest income or interest expense over the relevant period. The effective interest rate is the rate that exactly discounts estimated future cash receipts or payments through the expected life of the financial asset or liability, or where appropriate, a shorter period.

#### (v) *Equity instruments*

Equity instruments issued by the Company are recorded at the proceeds received, net of direct issue costs.

# NOTES TO THE FINANCIAL STATEMENTS

31 December 2020

## 4. SIGNIFICANT ACCOUNTING POLICIES – CONTINUED

### (j) Financial instruments – Continued

#### (vi) Derecognition

The Group derecognises a financial asset when the contractual rights to the future cash flows in relation to the financial asset expired or when the financial asset has been transferred and the transfer meets the criteria for derecognition in accordance with HKFRS 9.

Financial liabilities are derecognised when the obligation specified in the relevant contract is discharged, cancelled or expired.

### (k) Impairment of non-financial assets

At the end of each reporting period, the Group reviews the carrying amounts of the following assets to determine whether there is any indication that those assets have suffered and impairment loss or an impairment loss previously recognised no longer exists or may have decreased:

- property, plant and equipment, including right-of-use assets (other than property carried at revalued amounts);
- investments in subsidiaries (recognised in the Company's statement of financial position (see note 29)); and
- payments for leasehold land held for own use under operating leases.

If the recoverable amount (i.e. the greater of the fair value less costs of disposal and value-in-use) of an asset is estimated to be less than its carrying amount, the carrying amount of the asset is reduced to its recoverable amount. An impairment loss is recognised as an expense immediately, unless the relevant asset is carried at a revalued amount under another HKFRS, in which case the impairment loss is treated as a revaluation decrease under that HKFRS.

Where an impairment loss subsequently reverses, the carrying amount of the asset is increased to the revised estimate of its recoverable amount, to the extent that the increased carrying amount does not exceed the carrying amount that would have been determined had no impairment loss been recognised for the asset in prior years. A reversal of an impairment loss is recognised as income immediately, unless the relevant asset is carried at a revalued amount under another HKFRS, in which case the reversal of the impairment loss is treated as a revaluation increase under that HKFRS.

## 4. SIGNIFICANT ACCOUNTING POLICIES – CONTINUED

### (l) Employee benefits

#### (i) *Defined contribution retirement plan*

Contributions to defined contribution retirement plans are recognised as an expense in profit or loss when the services are rendered by the employees.

#### (ii) *Long service payments*

The Group's net obligations in respect of long service payments are the amounts of future benefits that employees have earned in return for their services in the current and prior periods.

#### (iii) *Termination benefits*

Termination benefits are recognised on the earlier of when the Group can no longer withdraw the offer of those benefits and when the Group recognises restructuring costs involving the payment of termination benefits.

### (m) Inventories

Inventories are initially recognised at cost, and subsequently at the lower of cost and net realisable value. Cost comprises all costs of purchase, costs of conversion and other costs incurred in bringing the inventories to their present location and condition. Cost is calculated using the first-in-first-out method. Net realisable value represents the estimated selling price in the ordinary course of business less the estimated costs of completion and the estimated costs necessary to make the sale.

### (n) Provisions and contingent liabilities

Provisions are recognised for liabilities of uncertain timing or amount when the Group has a legal or constructive obligation arising as a result of a past event, which will probably result in an outflow of economic benefits that can be reasonably estimated.

Where it is not probable that an outflow of economic benefits will be required, or the amount cannot be estimated reliably, the obligation is disclosed as a contingent liability, unless the probability of outflow of economic benefits is remote. Possible obligations, the existence of which will only be confirmed by the occurrence or non-occurrence of one or more future events, are also disclosed as contingent liabilities unless the probability of outflow of economic benefits is remote.

# NOTES TO THE FINANCIAL STATEMENTS

31 December 2020

## 4. SIGNIFICANT ACCOUNTING POLICIES – CONTINUED

### (o) Income taxes

Income taxes for the year comprise current tax and deferred tax.

Current tax is based on the profit or loss from ordinary activities adjusted for items that are non-assessable or disallowable for income tax purposes and is calculated using tax rates that have been enacted or substantively enacted at the end of reporting period.

Deferred tax is recognised in respect of temporary differences between the carrying amounts of assets and liabilities for financial reporting purposes and the corresponding amounts used for tax purposes. Except for goodwill and recognised assets and liabilities that affect neither accounting nor taxable profits, deferred tax liabilities are recognised for all temporary differences. Deferred tax assets are recognised to the extent that it is probable that taxable profits will be available against which deductible temporary differences can be utilised. Deferred tax is measured at the tax rates expected to apply in the period when the liability is settled or the asset is realised based on tax rates that have been enacted or substantively enacted at the end of reporting period.

An exception to the general requirement on determining the appropriate tax rate used in measuring deferred tax amount is when an investment property is carried at fair value under HKAS 40 Investment Property. Unless the presumption is rebutted, the deferred tax amounts on these investment properties are measured using the tax rates that would apply on sale of these investment properties at their carrying amounts at the reporting date. The presumption is rebutted when the investment property is depreciable and is held within a business model whose objective is to consume substantially all the economic benefits embodied in the property over time, rather than through sale.

Deferred tax liabilities are recognised for taxable temporary differences arising on investments in subsidiaries, associates and jointly controlled entities, except where the Group is able to control the reversal of the temporary difference and it is probable that the temporary difference will not reverse in the foreseeable future.

Income taxes are recognised in profit or loss except when they relate to items recognised in other comprehensive income in which case the taxes are also recognised in other comprehensive income.

## 4. SIGNIFICANT ACCOUNTING POLICIES – CONTINUED

### (p) Foreign currency

Transactions entered into by group entities in currencies other than the currency of the primary economic environment in which they operate (the “functional currency”) are recorded at the rates ruling when the transactions occur. Foreign currency monetary assets and liabilities are translated at the rates ruling at the end of reporting period. Non-monetary items carried at fair value that are denominated in foreign currencies are retranslated at the rates prevailing on the date when the fair value was determined. Non-monetary items that are measured in terms of historical cost in a foreign currency are not retranslated.

Exchange differences arising on the settlement of monetary items, and on the translation of monetary items, are recognised in profit or loss in the period in which they arise. Exchange differences arising on the retranslation of non-monetary items carried at fair value are included in profit or loss for the period except for differences arising on the retranslation of non-monetary items in respect of which gains and losses are recognised in other comprehensive income, in which case, the exchange differences are also recognised in other comprehensive income.

On consolidation, income and expense items of foreign operations are translated into the presentation currency of the Group (i.e. HK\$) at the average exchange rates for the year, unless exchange rates fluctuate significantly during the period, in which case, the rates approximating to those ruling when the transactions took place are used. All assets and liabilities of foreign operations are translated at the rate ruling at the end of reporting period. Exchange differences arising, if any, are recognised in other comprehensive income and accumulated in equity as foreign exchange reserve (attributed to non-controlling interests as appropriate). Exchange differences recognised in profit or loss of Group entities’ separate financial statements on the translation of long-term monetary items forming part of the Group’s net investment in the foreign operation concerned are reclassified to other comprehensive income and accumulated in equity as exchange reserve.

On disposal of a foreign operation, the cumulative exchange differences recognised in the exchange reserve relating to that operation up to the date of disposal are reclassified to profit or loss as part of the profit or loss on disposal.

Goodwill and fair value adjustments on identifiable assets acquired arising on an acquisition of a foreign operation on or after 1 January 2005 are treated as assets and liabilities of that foreign operation and translated at the rate of exchange prevailing at the end of reporting period. Exchange differences arising are recognised in the exchange reserve.

# NOTES TO THE FINANCIAL STATEMENTS

31 December 2020

## 4. SIGNIFICANT ACCOUNTING POLICIES – CONTINUED

### (q) Related parties

- (a) A person or a close member of that person's family is related to the Group if that person:
  - (i) has control or joint control over the Group;
  - (ii) has significant influence over the Group; or
  - (iii) is a member of key management personnel of the Group or the Company's parent.
- (b) An entity is related to the Group if any of the following conditions apply:
  - (i) The entity and the Group are members of the same group (which means that each parent, subsidiary and fellow subsidiary is related to the others);
  - (ii) One entity is an associate or joint venture of the other entity (or an associate or joint venture of a member of a group of which the other entity is a member);
  - (iii) Both entities are joint ventures of the same third party;
  - (iv) One entity is a joint venture of a third entity and the other entity is an associate of the third entity;
  - (v) The entity is a post-employment benefit plan for the benefit of the employees of the Group or an entity related to the Group;
  - (vi) The entity is controlled or jointly controlled by a person identified in (a); or
  - (vii) A person identified in (a)(i) has significant influence over the entity or is a member of key management personnel of the entity (or of a parent of the entity).
  - (viii) The entity, or any member of a group of which it is a part, provides key management personnel services to the group or to the group's parent.



## 4. SIGNIFICANT ACCOUNTING POLICIES – CONTINUED

### (q) Related parties – Continued

Close members of the family of a person are those family members who may be expected to influence, or be influenced by, that person in their dealings with the entity and include:

- (i) that person's children and spouse or domestic partner;
- (ii) children of that person's spouse or domestic partner; and
- (iii) dependents of that person or that person's spouse or domestic partner.

## 5. CRITICAL ACCOUNTING JUDGMENTS AND KEY SOURCES OF ESTIMATION UNCERTAINTY

In the application of the Group's accounting policies, the directors are required to make judgments, estimates and assumptions about the carrying amounts of assets and liabilities that are not readily apparent from other sources. The estimates and associated assumptions are based on historical experience and other factors that are considered to be relevant. Actual results may differ from these estimates.

The estimates and underlying assumptions are reviewed on an ongoing basis. Revisions to accounting estimates are recognised in the period in which the estimate is revised if the revision affects only that period, or in the period of the revision and future periods if the revision affects both current and future periods.

### (a) Critical judgments in applying accounting policies

#### (i) Current taxation and deferred taxation

Judgment is required in determining the amount of the provision for taxation and the timing of payment of the related taxation. There are many transactions and calculations for which the ultimate tax determination is uncertain during the ordinary course of business.

#### (ii) Determination of functional currency

The Group measures foreign currency transactions in the respective functional currencies of the Company and its subsidiaries. In determining the functional currencies of the group entities, judgment is required to determine the currency that mainly influences sales prices for goods and services and of the country whose competitive forces and regulations mainly determines the sales prices of its goods and services. The functional currencies of the group entities are determined based on management's assessment of the economic environment in which the entities operate and the entities' process of determining sales prices.

# NOTES TO THE FINANCIAL STATEMENTS

31 December 2020

## 5. CRITICAL ACCOUNTING JUDGMENTS AND KEY SOURCES OF ESTIMATION UNCERTAINTY – CONTINUED

### (b) Key sources of estimation uncertainty

In addition to information disclosed elsewhere in these financial statements, other key sources of estimation uncertainty that have a significant risk of resulting a material adjustment to the carrying amounts of assets and liabilities within next financial year are as follows:

#### (i) *Useful lives of property, plant and equipment*

The Group's management determines the estimated useful lives and related depreciation charges for its property, plant and equipment. This estimate is based on the historical experience of the actual useful lives of property, plant and equipment of similar nature and functions. It could change significantly as a result of technical innovations and competitor actions in response to severe industry cycles. Management will increase the depreciation charge where useful lives are less than previously estimated lives, or it will write off or write down technically obsolete or non-strategic assets that have been abandoned or sold.

#### (ii) *Impairment of goodwill*

Determining whether goodwill is impaired requires an estimation of the value-in-use of the CGUs to which goodwill has been allocated. The value-in-use calculation requires the directors to estimate the future cash flows expected to arise from the CGU and a suitable discount rate in order to calculate the present value.

#### (iii) *Estimated net realisable value of inventories*

The Group's management writes down for slow moving or obsolete inventories based on an assessment of the net realisable value of the inventories. Inventory will be written down where events or changes in circumstances indicate that the net realisable value is less than cost. The determination of net realisable value requires the use of judgment and estimates in inventory provision policy. Where the expectation is different from the original estimate, such difference will impact carrying value of the inventories and revision on the amount of inventories written down in the period in which such estimate has been changed. In making this estimation, the Group evaluates the usage and extent by all means to which the amount will be recovered. During the year, certain inventories written down in prior years have been used and sold. The Group recognised reversal of write-down of inventory of approximately HK\$17,000 (2019: HK\$682,000) for the year.

## 5. CRITICAL ACCOUNTING JUDGMENTS AND KEY SOURCES OF ESTIMATION UNCERTAINTY – CONTINUED

### (b) Key sources of estimation uncertainty – Continued

#### (iv) Fair value measurement

A number of assets and liabilities included in the Group's financial statements require measurement at, and/or disclosure of, fair value. The fair value measurement of the Group's financial and non-financial assets and liabilities utilises market observable inputs and data as far as possible. Inputs used in determining fair value measurements are categorised into different levels based on how observable the inputs used in the valuation technique utilised are (the 'fair value hierarchy'):

- Level 1: Quoted prices in active markets for identical items (unadjusted);
- Level 2: Observable direct or indirect inputs other than Level 1 inputs;
- Level 3: Unobservable inputs (i.e. not derived from market data).

The classification of an item into the above levels is based on the lowest level of the inputs used that has a significant effect on the fair value measurement of the item. Transfers of items between levels are recognised in the period they occur.

The Group measures a number of items at fair value:

- Revalued land and buildings – Property, plant and equipment (note 14); and
- Investment property (note 15).

For more detailed information in relation to the fair value measurement of the items above, please refer to the applicable notes.

#### (v) Impairment of trade receivables

The Group recognised an ECL on trade receivables using a provision matrix. The Group has established a provision matrix that is based on the Group's historical credit loss experience, adjusted for forward-looking factors specific to the debtors and the economic environment. If the financial condition of the debtor were to deteriorate, actual write-offs would be higher than estimated. Details of movements in provision for impairment of trade receivables are disclosed in note 19.

# NOTES TO THE FINANCIAL STATEMENTS

31 December 2020

## 6. SEGMENT INFORMATION

The Group determines its operating segments based on the reports reviewed by the chief operating decision-maker that are used to make strategic decisions.

The Group is principally engaged in manufacturing and trading electronic components in both Hong Kong and overseas markets. The Group's chief operating decision-maker regularly reviews the consolidated financial information of the Group as a whole to assess the performance and consider there is only one operating segment for the Group.

### (a) Geographical information

The following table sets out the information about the geographical location of the Group's revenue from external customers and non-current assets other than financial instruments ("Specified non-current assets").

The Group comprises the following main geographical segments:

	Revenue from contracts with external customers (by customers' location)		Specified non-current assets (by assets' location)	
	2020 HK\$'000	2019 HK\$'000	2020 HK\$'000	2019 HK\$'000
Hong Kong (place of domicile)	398	970	314,857	335,862
The PRC	20,553	22,610	197,634	116,011
The US	194,303	250,102	11,394	11,828
Vietnam	–	–	56,255	50,039
European Union	5,328	4,441	–	–
Other countries	10,224	6,102	–	–
	230,408	283,255	265,283	177,878
Total	230,806	284,225	580,140	513,740

# NOTES TO THE FINANCIAL STATEMENTS

31 December 2020

## 6. SEGMENT INFORMATION – CONTINUED

### (b) Disaggregated revenue information

In the following table, revenue is disaggregated by major products and timing of revenue recognition.

	2020 HK\$'000	2019 HK\$'000
<b>Major products</b>		
Electronic components	230,806	284,225
<b>Timing of revenue recognition</b>		
At a point in time	230,806	284,225

Disaggregation of revenue from contracts with customers by geographical markets is disclosed in note 6(a) above.

The following table provides information about trade receivables from contracts with customers:

	2020 HK\$'000	2019 HK\$'000
Trade receivables from sale of electronic components	23,584	33,090

Under HKFRS 15, advance receipts from customers in respect of the Group's sale contracts included in trade and other payables shall be reclassified to contract liabilities. The Group considers the amount of advance receipts from customers is immaterial to the financial statements and therefore the amount is not separately disclosed as contract liabilities.

# NOTES TO THE FINANCIAL STATEMENTS

31 December 2020

## 6. SEGMENT INFORMATION – CONTINUED

### (c) Information about major customers

Revenue from contract with external customers of the corresponding years contributing over 10% of the total revenue of the Group are as follows:

	2020 HK\$'000	2019 HK\$'000
Customer A	56,719	58,905
Customer B	41,673	50,125
Customer C	34,111	45,985
	<hr/>	<hr/>
	132,503	155,015

## 7. OTHER REVENUE AND GAINS

	2020 HK\$'000	2019 HK\$'000
Bank interest income	3,478	7,912
Gain on disposal of property, plant and equipment, net	–	42
Rental income under operating lease	3,100	2,976
Exchange gain, net	1,530	–
Government grants (note)	4,391	–
Sundry income	292	325
	<hr/>	<hr/>
	12,791	11,255

*Note:*

Included in profit or loss is HK\$3,929,000 (2019: Nil) of government grants obtained from Employment Support Scheme (“ESS”) under the Anti-epidemic Fund launched by the Hong Kong SAR Government supporting the payroll of the Group’s employees. Under the ESS, the Group had to commit to spend these grants on payroll expenses, and not reduce employee head count below prescribed levels for a specified period of time. The Group does not have other unfulfilled obligations relating to this program.

In addition, HK\$462,000 (2019: Nil) of government grants relating to subsidy for the purpose of giving cash incentives for entity to recruit employees with disability. The scheme is launched by the government of the PRC. The amount granted is depends on the ratio of employees with disability recruited. The Group does not have other unfulfilled obligations relating to this program.

# NOTES TO THE FINANCIAL STATEMENTS

31 December 2020

## 8. (LOSS)/PROFIT BEFORE INCOME TAX EXPENSE

(Loss)/profit before income tax expense is arrived at after charging/(crediting):

	2020 HK\$'000	2019 HK\$'000
Carrying amount of inventories sold	150,932	180,281
Reversal for write-down of inventories	(17)	(682)
Cost of inventories recognised as expenses	150,915	179,599
Auditor's remuneration	830	810
Depreciation charge of:		
– owned property, plant and equipment	4,301	2,730
– right-of-use assets included within		
– ownership interests in leasehold land and buildings held for own use carried at fair value	3,554	3,445
– ownership interests in leasehold land held for own use carried at cost	751	710
– other properties leased for own use carried at cost	448	405
Exchange (gain)/loss, net	(1,530)	15
Expected credit loss on trade and other receivables	2,777	117
Research and development expenditure	4,111	5,424
Direct operating expense arising from investment property that generated rental income during the year	464	471

## 9. STAFF COSTS

	2020 HK\$'000	2019 HK\$'000
Staff costs (including directors' remuneration as set out in note 13) comprise:		
Wages and salaries	91,196	100,759
Contributions to defined contribution retirement plan	1,959	6,759
	93,155	107,518

The staff costs included an amount of HK\$3,728,000 (2019: HK\$4,724,000) which is classified as research and development expenditure.

# NOTES TO THE FINANCIAL STATEMENTS

31 December 2020

## 10. INCOME TAX EXPENSE

	2020 HK\$'000	2019 HK\$'000
Current tax – Hong Kong Profits Tax		
– Provision for the year	343	1,521
– Over provision in respect of prior years	(55)	(81)
	288	1,440
Current tax – overseas		
– Provision for the year	3,116	3,230
– Under provision in respect of prior years	22	101
	3,138	3,331
Deferred tax (credit)/expense (note 23)	(582)	939
	2,844	5,710

Hong Kong Profits Tax is calculated at the rate of 16.5% (2019: 16.5%) on the estimated assessable profits arising in Hong Kong, except for the first HK\$2,000,000 of qualified entity's assessable profit is calculated at 8.25%, which is in accordance with the two-tiered profits tax rates regime.

The PRC subsidiaries are subject to PRC Enterprise Income Tax at 25% (2019: 25%).

The US subsidiaries are subject to US Federal Corporate Income Tax at 21% (2019: 21%).

The Vietnam subsidiary is subject to Vietnam Corporate Income Tax at 20% (2019: 20%). No provision for Vietnam Corporate Income Tax has been made as the Vietnam subsidiary has no assessable profits for the years.

Taxation arising in other jurisdictions is calculated at the rates prevailing in the relevant jurisdictions.



# NOTES TO THE FINANCIAL STATEMENTS

31 December 2020

## 10. INCOME TAX EXPENSE – CONTINUED

The income tax expense for the year can be reconciled to the (loss)/profit before income tax expense per the consolidated statement of profit or loss and other comprehensive income as follows:

	2020 HK\$'000	2019 HK\$'000
(Loss)/profit before income tax expense	(4,064)	23,353
Effect of tax at Hong Kong Profits Tax rate of 16.5% (2019: 16.5%)	(671)	3,853
Effect of election of the two-tier profits tax rates	–	(165)
Effect of different tax rates of subsidiaries operating in other jurisdictions	171	(51)
Tax effect of revenue not taxable for tax purposes	(2,333)	(3,377)
Tax effect of tax losses not recognised	2,145	–
Utilisation of tax losses previously not recognised	(5)	(28)
Tax effect of expenses not deductible for tax purposes	3,570	5,458
(Over)/under provision in respect of prior years	(33)	20
Income tax expense	2,844	5,710

In addition to the amount charged to the profit or loss, deferred tax relating to the revaluation of the Group's certain leasehold land and buildings for own use during the year has been charged to other comprehensive income.

As at 31 December 2020, the Group has estimated unused tax losses of approximately HK\$11,263,000 (2019: Nil) which were available for offset against future profits. No deferred tax asset has been recognised in respect of the estimated tax losses due to the unpredictability of future profit streams. The amount of tax losses of approximately HK\$3,073,000 (2019: Nil) have no expiry date and HK\$8,190,000 (2019: Nil) are subject to expiry period of five years.

# NOTES TO THE FINANCIAL STATEMENTS

31 December 2020

## 11. OTHER COMPREHENSIVE INCOME

Tax effects relating to each component of other comprehensive income:

	2020			2019		
	Before-tax amount	Increase in deferred tax liabilities (note 23)	Net-of-tax amount	Before-tax amount	Decrease in deferred tax liabilities (note 23)	Net-of-tax amount
	HK\$'000	HK\$'000	HK\$'000	HK\$'000	HK\$'000	HK\$'000
Exchange differences on translating foreign operations	15,980	–	15,980	(1,637)	–	(1,637)
Surplus/(deficit) on revaluation of leasehold land and buildings held for own use	2,760	(783)	1,977	(9,337)	1,489	(7,848)
	18,740	(783)	17,957	(10,974)	1,489	(9,485)

## 12. (LOSS)/EARNINGS PER SHARE

The calculation of basic (loss)/earnings per share is based on the following data:

	2020 HK\$'000	2019 HK\$'000
(Loss)/profit attributable to owners of the Company	(6,908)	17,643

	Number of shares	
	2020	2019
Number of ordinary shares in issue	320,000,000	320,000,000

Diluted (loss)/earnings per share is the same as basic (loss)/earnings per share as there were no potential dilutive ordinary shares outstanding for both years.

# NOTES TO THE FINANCIAL STATEMENTS

31 December 2020

## 13. DIRECTORS' REMUNERATION AND FIVE HIGHEST PAID EMPLOYEES' AND SENIOR MANagements' EMOLUMENTS

(a) Details of Directors' remuneration are set out below:

	Year ended 31 December 2020			
	Fees HK\$'000	Basic salaries, allowance and other benefits HK\$'000	Contributions to defined contribution retirement plan HK\$'000	Total HK\$'000
<b>Executive directors</b>				
Siu Paul Y. ( <i>Chairman</i> )	–	7,690	–	7,690
Shui Wai Mei	–	650	–	650
Sheung Shing Fai	–	1,650	–	1,650
Siu Nina Margaret	–	1,525	18	1,543
<b>Independent non-executive directors</b>				
Chung Pui Lam	125	–	–	125
Lee Kit Wah	125	–	–	125
Wong Wah Sang, Derek	80	–	–	80
	330	11,515	18	11,863

	Year ended 31 December 2019			
	Fees HK\$'000	Basic salaries, allowance and other benefits HK\$'000	Contributions to defined contribution retirement plan HK\$'000	Total HK\$'000
<b>Executive directors</b>				
Siu Paul Y. ( <i>Chairman</i> )	–	7,690	–	7,690
Shui Wai Mei	–	650	–	650
Sheung Shing Fai	–	1,650	–	1,650
Siu Nina Margaret	–	1,500	18	1,518
<b>Independent non-executive directors</b>				
Chung Pui Lam	125	–	–	125
Lee Kit Wah	125	–	–	125
Wong Wah Sang, Derek	80	–	–	80
	330	11,490	18	11,838

# NOTES TO THE FINANCIAL STATEMENTS

31 December 2020

## 13. DIRECTORS' REMUNERATION AND FIVE HIGHEST PAID EMPLOYEES' AND SENIOR MANagements' EMOLUMENTS – CONTINUED

### (a) Details of Directors' remuneration are set out below: – Continued

No directors waived any remuneration during the year. No incentive payment or compensation for loss of office was paid or payable to any directors for the year ended 31 December 2020 (2019: Nil).

Basic salaries, allowance and other benefits paid to or payable to the executive directors are generally emoluments paid or payable in connection with the management of the affairs of the Company and its subsidiaries.

### (b) Individuals with highest emoluments

Of the five individuals with the highest emoluments in the Group, four (2019: four) were directors of the Company whose emoluments are included in the disclosures in note 13(a) above. The emoluments of the remaining one (2019: one) individual were as follows:

	2020 HK\$'000	2019 HK\$'000
Salaries and other benefits	768	810
Contributions to defined contribution retirement plan	18	18
	786	828

During the year, no emoluments were paid to the five highest paid individuals (including directors and other employees) as inducement to join or upon joining the Group or as compensation for loss of office.

The emoluments paid or payable to members of senior management excluding directors were within the following band:

	Number of employees	
	2020	2019
Nil to HK\$1,000,000	3	3

# NOTES TO THE FINANCIAL STATEMENTS

31 December 2020

## 14. PROPERTY, PLANT AND EQUIPMENT

	Ownership interests in leasehold land and buildings held for own use carried at fair value HK\$'000	Ownership interests in leasehold land held for own use carried at cost HK\$'000	Other properties leased for own use carried at cost HK\$'000	Construction in progress HK\$'000	Machinery and equipment HK\$'000	Furniture and fixtures HK\$'000	Motor vehicles HK\$'000	Total HK\$'000
<b>Cost or valuation</b>								
At 1 January 2019	271,137	6,620	706	–	36,278	28,489	7,047	350,277
Additions	–	27,089	978	65,133	2,588	359	399	96,546
Disposals	–	–	–	–	(259)	(339)	–	(598)
Deficit on revaluation	(12,951)	–	–	–	–	–	–	(12,951)
Exchange adjustment	(549)	(431)	4	–	(87)	(67)	(8)	(1,138)
At 31 December 2019 and 1 January 2020	257,637	33,278	1,688	65,133	38,520	28,442	7,438	432,136
Additions	35,265	–	–	82,341	6,395	168	70	124,239
Disposals	–	–	–	–	(526)	(8)	–	(534)
Transfers	30,220	–	–	(35,613)	4,635	758	–	–
Deficit on revaluation	(1,967)	–	–	–	–	–	–	(1,967)
Exchange adjustment	4,234	1,355	–	2,120	382	243	55	8,389
At 31 December 2020	325,389	34,633	1,688	113,981	49,406	29,603	7,563	562,263
<b>Accumulated depreciation</b>								
At 1 January 2019	–	3,309	–	–	33,244	25,455	5,771	67,779
Charge for the year	3,614	710	405	–	1,326	666	569	7,290
Disposals	–	–	–	–	(259)	(335)	–	(594)
Written back on revaluation	(3,614)	–	–	–	–	–	–	(3,614)
Exchange adjustment	–	(82)	–	–	(71)	(34)	(8)	(195)
At 31 December 2019 and 1 January 2020	–	3,937	405	–	34,240	25,752	6,332	70,666
Charge for the year	4,727	751	448	–	2,118	517	493	9,054
Disposals	–	–	–	–	(526)	(8)	–	(534)
Written back on revaluation	(4,727)	–	–	–	–	–	–	(4,727)
Exchange adjustment	–	283	–	–	277	140	31	731
At 31 December 2020	–	4,971	853	–	36,109	26,401	6,856	75,190
<b>Carrying amount</b>								
At 31 December 2020	325,389	29,662	835	113,981	13,297	3,202	707	487,073
At 31 December 2019	257,637	29,341	1,283	65,133	4,280	2,690	1,106	361,470
Representing:								
2020								
At cost	–	34,633	1,688	113,981	49,406	29,603	7,563	236,874
At valuation	325,389	–	–	–	–	–	–	325,389
	325,389	34,633	1,688	113,981	49,406	29,603	7,563	562,263
2019								
At cost	–	33,278	1,688	65,133	38,520	28,442	7,438	174,499
At valuation	257,637	–	–	–	–	–	–	257,637
	257,637	33,278	1,688	65,133	38,520	28,442	7,438	432,136

# NOTES TO THE FINANCIAL STATEMENTS

31 December 2020

## 14. PROPERTY, PLANT AND EQUIPMENT – CONTINUED

The leasehold land and buildings held by the Group for own use located in Hong Kong and the PRC were valued at 31 December 2020 by qualified valuers from Asset Appraisal Limited, an independent firm of chartered surveyors. The valuations were carried out in accordance with guidance set by the HKIS Valuation Standards (2020 Edition) published by The Hong Kong Institute of Surveyors.

The buildings held by the Group for own use located in Vietnam were valued at 31 December 2020 by qualified valuers from Viet Nam Valuation and Consulting Joint Stock Company, an independent firm of chartered surveyors. The valuations were carried out in accordance with guidance set by the International Valuation Standards published by the International Valuation Standards Council.

The revaluation surplus/(deficit) net of applicable deferred income taxes was credited/(debited) to property revaluation reserve.

The following table analyses the leasehold land and buildings by valuation method:

### Fair value hierarchy

	Fair value measurements using significant unobservable inputs (Level 3)	
	31 December 2020 HK\$'000	31 December 2019 HK\$'000
<b>Recurring fair value measurement</b>		
Property, plant and equipment:		
Leasehold land and buildings in Hong Kong	228,700	233,300
Buildings in the PRC	67,194	24,337
Buildings in Vietnam	29,495	–
	<b>325,389</b>	<b>257,637</b>

The Group's policy is to recognise transfers into and transfers out of fair value hierarchy levels as of the date of the event or change in circumstances that caused the transfer. There were no transfers between Levels 1, 2 and 3 during the year.

# NOTES TO THE FINANCIAL STATEMENTS

31 December 2020

## 14. PROPERTY, PLANT AND EQUIPMENT – CONTINUED

The fair value of leasehold land and buildings is a level 3 recurring fair value measurement using significant unobservable inputs. A reconciliation of the opening and closing fair value balance is provided below.

	Leasehold land and buildings in Hong Kong HK\$'000	Buildings in the PRC HK\$'000	Buildings in Vietnam HK\$'000	Total HK\$'000
<b>At 1 January 2019</b>	246,700	24,437	–	271,137
Depreciation charge on revaluation of properties held for own use	(3,445)	(169)	–	(3,614)
Unrealised (losses)/gains included in other comprehensive income	(9,955)	618	–	(9,337)
Exchange adjustment	–	(549)	–	(549)
<b>At 31 December 2019 and 1 January 2020</b>	233,300	24,337	–	257,637
Additions	–	35,265	–	35,265
Transfer from construction in progress	–	–	30,220	30,220
Depreciation charge on revaluation of properties held for own use	(3,287)	(349)	(1,091)	(4,727)
Unrealised (losses)/gains included in other comprehensive income	(1,313)	3,707	366	2,760
Exchange adjustment	–	4,234	–	4,234
<b>At 31 December 2020</b>	228,700	67,194	29,495	325,389

# NOTES TO THE FINANCIAL STATEMENTS

31 December 2020

## 14. PROPERTY, PLANT AND EQUIPMENT – CONTINUED

For leasehold land and buildings in Hong Kong, the valuations were determined using market comparison approach. The fair value of leasehold land and buildings is based on prices for recent market transactions in similar properties and adjusted to reflect the conditions and locations of the Group's properties. The significant input into this valuation approach is price per square feet, which has been adjusted to reflect the time of transaction, location, size, level and age of property, site view and building quality.

For buildings in the PRC, the valuations were determined using depreciated replacement cost approach and market comparison approach. For the depreciated replacement cost, the fair value of buildings is based on estimation of new replacement cost of the buildings and other site works of which adjustments are then made to account for age, condition, and functional obsolescence, while taking into account the site formation cost and those public utilities connection charges to the properties. These adjustments are based on unobservable inputs. The key inputs are estimated cost of construction per square meter and age adjustment on the cost of buildings. For the market comparison approach, the fair value of leasehold land and buildings is based on prices for recent market transactions in similar properties and adjusted to reflect the conditions and locations of the Group's properties. The significant input into this valuation approach is price per square feet, which has been adjusted to reflect the location, size, level and age of property.

For buildings in Vietnam, the valuation was determined using depreciated replacement cost approach. The fair value of buildings is based on estimation of new replacement cost of the buildings and other site works of which adjustments are then made to account for age, condition, and functional obsolescence, while taking into account the site formation cost and those public utilities connection charges to the properties. These adjustments are based on unobservable inputs. The key inputs are estimated cost of construction per square meter and age adjustment on the cost of buildings.



# NOTES TO THE FINANCIAL STATEMENTS

31 December 2020

## 14. PROPERTY, PLANT AND EQUIPMENT – CONTINUED

Information about fair value measurements using significant unobservable inputs (Level 3) is provided below.

Description	Fair value at 31 December 2020	Valuation technique(s)	Significant unobservable inputs	Range of unobservable inputs (probability-weighted average)	Relationship of unobservable inputs to fair value
Leasehold land and buildings in Hong Kong	HK\$228,700,000 (2019: HK\$233,300,000)	Market comparison approach	Age of property factor  Quality factor  Time of transaction factor	(2.2%)-2.4% (2019: (1%)-1%)  0% (2019: 0%)  0%-1.9% (2019: (8.3%)-(-5.7%))	Lower age, higher quality and transaction dates close to valuation date will result in correspondingly higher fair value
Buildings in the PRC	HK\$28,639,000 (2019: HK\$24,437,000)	Depreciated replacement cost approach	Age adjustment on the cost of buildings, taking into account the remaining useful life of buildings	85% (2019: 86%)	Lower age of buildings will result in correspondingly higher fair value
Buildings in the PRC	HK\$38,555,000	Market comparison approach	Floor adjustment factor	38%	Lower floor will result in higher fair value
Buildings in the Vietnam	HK\$29,495,000	Depreciated replacement cost approach	Age adjustment on the cost of buildings, taking into account the remaining useful life of buildings	96%-98%	Lower age of buildings will result in correspondingly higher fair value

There were no changes to the valuation techniques during the year.

The fair value measurements are based on the above properties' highest and best use, which does not differ from their actual use.

Had the Group's leasehold land and buildings been carried at cost less accumulated depreciation, the carrying amount of the Group's leasehold land and buildings as at 31 December 2020 would have been approximately HK\$79,259,000 (2019: HK\$13,975,000).

# NOTES TO THE FINANCIAL STATEMENTS

31 December 2020

## 14. PROPERTY, PLANT AND EQUIPMENT – CONTINUED

### Right-of-use assets

The analysis of the carrying amount of right-of-use assets by class of underlying asset is as follows:

	2020 HK\$'000	2019 HK\$'000
Ownership interests in leasehold land and buildings, carried at fair value, with remaining lease terms of:		
– Between 10 and 50 years	38,555	–
– Over 50 years	228,700	233,300
	267,255	233,300
Ownership interests in leasehold land, carried at depreciated cost, with remaining lease terms of between 10 and 50 years	29,662	29,341
Other properties leased for own use, carried at depreciated cost	835	1,283

## 15. INVESTMENT PROPERTY

	2020 HK\$'000	2019 HK\$'000
<b>Fair value</b>		
At 1 January	97,800	103,800
Change in fair value	(15,800)	(6,000)
At 31 December	82,000	97,800

The investment property of the Group is held under long-term leases in Hong Kong.

There was no deferred tax for the fair value change of investment property located in Hong Kong as capital gain tax on sale of the investment property is not applicable in Hong Kong and the deferred tax for the fair value change of investment property is dealt with in accordance with the accounting policy set out in note 4(o).

# NOTES TO THE FINANCIAL STATEMENTS

31 December 2020

## 15. INVESTMENT PROPERTY – CONTINUED

The investment property held by the Group was valued by qualified valuers from Asset Appraisal Limited, an independent firm of chartered surveyors. The valuation was carried out in accordance with guidance set by the HKIS Valuation Standards (2020 Edition) published by the Hong Kong Institute of Surveyors.

The Group's policy is to recognise transfers into and transfers out of fair value hierarchy levels as of the date of the event or change in circumstances that caused the transfer. There were no transfers between Levels 1, 2 and 3 during the year.

The valuation was determined using a market comparison approach. The fair value is based on the prices for recent market transactions in similar properties and adjusted to reflect the condition and location of the Group's investment property. The significant input of this valuation approach is price per square feet, which has been adjusted to reflect the time of transaction, location, size, level and age of the property, site view and building quality.

Information about fair value measurement using significant unobservable inputs (Level 3) is provided below.

Description	Fair value at 31 December 2020	Valuation technique	Significant unobservable inputs	Range of unobservable inputs (probability-weighted average)	Relationship of unobservable inputs to fair value
Investment property in Hong Kong	HK\$82,000,000 (2019: HK\$97,800,000)	Market comparison approach	Floor adjustment factor	(9%)-2% (2019: (11.5%)-(1.5%))	Higher floor will result in correspondingly higher fair value.
			Location adjustment factor	0% (2019: 0%)	Higher rate of location adjustment will result in correspondingly higher fair value.

There were no changes to the valuation methodology during the year.

The fair value measurement is based on the above property's highest and best use, which does not differ from its actual use.

# NOTES TO THE FINANCIAL STATEMENTS

31 December 2020

## 16. GOODWILL

	2020 HK\$'000	2019 HK\$'000
<b>Gross and net carrying amount</b>		
At 1 January and 31 December	9,486	9,486

### Impairment testing of CGU containing goodwill

For the purpose of impairment testing, goodwill is allocated to the single CGU identified, the magnetic components production.

The recoverable amount of the CGU has been determined from value-in-use calculation based on cash flow projections from formally approved budget covering a five-year period. Cash flow beyond the five-year period are extrapolated using an estimated weighted average growth rate of 0% (2019: 0%), which does not exceed the long-term growth rate for the magnetic component production industry. The cash flows are discounted using a discount rate of 20% (2019: 16%). The discount rate used is pre-tax and reflects specific risks relating to the CGU. The growth rates within the five-year period ranged from 0% to 2% (2019: 0% to 3%).

Based on result of the impairment testing, no impairment loss has been recognised since initial recognition of goodwill.

# NOTES TO THE FINANCIAL STATEMENTS

31 December 2020

## 17. PARTICULARS OF SUBSIDIARIES

The following list contains the particulars of all subsidiaries of the Group:

Name	Place of incorporation	Place of operation	Principal activities	Issued and fully paid share capital/ registered capital	Percentage of ownership interests			
					Directly		Indirectly	
					2020	2019	2020	2019
Guardsafe Technology Limited	British Virgin Islands	Hong Kong	Investment holding	US\$1,000	100%	100%	-	-
Great Vigour Holdings Limited	British Virgin Islands	Hong Kong	Investment holding	US\$1	100%	100%	-	-
Musthave Technology Limited	British Virgin Islands	Hong Kong	Investment holding	US\$1	-	-	100%	100%
Think Machine Technology Limited	British Virgin Islands	Hong Kong	Investment holding	US\$2	-	-	100%	100%
Century Electronics Trading Limited	Hong Kong	Hong Kong	Trading of electronic components	HK\$2	-	-	100%	100%
Datatron Limited	Hong Kong	Hong Kong	Investment holding and manufacturing and trading of electronic components	HK\$10,000 ordinary HK\$200,000 non-voting deferred (i)	-	-	100%	100%
連達(廣東)電子有限公司 (ii)	The PRC	The PRC	Manufacturing of electronic components	US\$8,665,000	-	-	100%	100%
Datatron Distribution, Inc.	California, the US	California, the US	Trading of electronic components	US\$1,000	-	-	100%	100%
Champ Asset Limited	Hong Kong	Hong Kong	Property holding	HK\$1	-	-	100%	100%
Maxgain Venture Limited	Hong Kong	Hong Kong	Property holding	HK\$2	-	-	100%	100%
Datatron Technology Limited	Hong Kong	Hong Kong	Investment holding	HK\$1	-	-	100%	100%
Datatron Excel Limited	Hong Kong	Hong Kong	Investment holding and trading of electronic components	HK\$1	-	-	100%	100%
連達(中山)科技有限公司 (iii)	The PRC	The PRC	Manufacturing of electronic components	US\$10,000,000	-	-	100%	100%

# NOTES TO THE FINANCIAL STATEMENTS

31 December 2020

## 17. PARTICULARS OF SUBSIDIARIES – CONTINUED

The following list contains the particulars of all subsidiaries of the Group: – Continued

Name	Place of incorporation	Place of operation	Principal activities	Issued and fully paid share capital/ registered capital	Percentage of ownership interests			
					Directly		Indirectly	
					2020	2019	2020	2019
Pulse Tek Trading Limited	Hong Kong	Hong Kong	Trading of electronic components	HK\$2	-	-	100%	100%
Innovative Power, Inc.	California, the US	California, the US	Manufacturing and trading of electronic components	US\$1,000	-	-	100%	100%
Novotech Company Limited	Socialist Republic of Vietnam	Socialist Republic of Vietnam	Manufacturing of electronic components	US\$8,760,000 (2019: VND 116,500,000,000)	-	-	100%	100%

- (i) The non-voting deferred shares have no voting rights and are not entitled to any dividend on distribution upon winding up unless a sum of HK\$1,000,000,000 has been distributed to each holder of the ordinary shares.
- (ii) 連達(廣東)電子有限公司 is a wholly foreign owned enterprise established in the PRC for a term of 30 years up to September 2023.
- (iii) 連達(中山)科技有限公司 is a wholly foreign owned enterprise established in the PRC.

## 18. INVENTORIES

	2020 HK\$'000	2019 HK\$'000
Raw materials	57,149	49,367
Work-in-progress	3,925	4,868
Finished goods	22,613	25,385
	83,687	79,620

The Group's inventories with an aggregate carrying amount of approximately HK\$6,771,000 (2019: HK\$6,053,000) was stated at net realisable value.

# NOTES TO THE FINANCIAL STATEMENTS

31 December 2020

## 19. TRADE RECEIVABLES

Customers are generally offered a credit period ranging from 30 days to 90 days. The Group seeks to maintain strict control over its outstanding receivables. Overdue balances are reviewed regularly by senior management.

- (a) An ageing analysis of trade receivables, based on invoice dates, as at the end of the reporting period is as follows:

	2020 HK\$'000	2019 HK\$'000
Within 30 days	16,178	18,057
31 to 60 days	5,262	9,177
61 to 90 days	2,575	4,442
Over 90 days	482	1,931
	24,497	33,607
Less: Loss allowances for impairment	(913)	(517)
	23,584	33,090

- (b) The movements in the loss allowances for impairment of trade receivables are as follows:

	2020 HK\$'000	2019 HK\$'000
At 1 January	517	459
Uncollectible amounts written off	–	(43)
Recovery of impairment loss previously recognised	–	(16)
Expected credit loss	396	117
At 31 December	913	517

The Group recognised impairment loss based on the accounting policy stated in note 4(j)(ii). Further details of impairment analysis under HKFRS 9 performed on the Group's trade receivables are set out in note 30(i).

# NOTES TO THE FINANCIAL STATEMENTS

31 December 2020

## 20. AMOUNTS DUE FROM/(TO) ULTIMATE HOLDING COMPANY AND RELATED COMPANIES

Particulars of the amounts due from ultimate holding company and related companies, disclosed are as follows:

	31 December		Maximum amount outstanding during the year ended 31 December	
	2020 HK\$'000	2019 HK\$'000	2020 HK\$'000	2019 HK\$'000
<b>Ultimate holding company</b>				
Onboard Technology Limited	101	91	101	91
<b>Related companies</b>				
Data Express Limited*	116	105	116	105
Citicheer Enterprise Inc*	113	98	113	98
	229	203		

The amounts due from/(to) ultimate holding company and related companies are unsecured, interest-free and repayable on demand.

\* Mr. Siu Paul Y., a director of the Company, has controlling interest in Data Express Limited and Citicheer Enterprise Inc.



# NOTES TO THE FINANCIAL STATEMENTS

31 December 2020

## 21. TRADE AND OTHER PAYABLES

	2020 HK\$'000	2019 HK\$'000
<b>Current liabilities</b>		
Trade payables	11,537	11,171
Other payables and accruals	10,226	12,450
Fee and retention payables for construction of manufacturing plants	8,345	16,879
	30,108	40,500
<b>Non-current liabilities</b>		
Retention payable	3,339	–

An ageing analysis of trade payables, based on invoice dates, as at the end of the reporting period is as follows:

	2020 HK\$'000	2019 HK\$'000
Within 30 days	7,320	5,795
31 to 60 days	3,327	3,378
61 to 90 days	677	1,062
Over 90 days	213	936
	11,537	11,171

# NOTES TO THE FINANCIAL STATEMENTS

31 December 2020

## 22. EMPLOYEE BENEFITS

Details of the employee benefits and movements thereof:

	Provision for long service payments	
	2020 HK\$'000	2019 HK\$'000
At the beginning of the year	18,806	19,450
Exchange adjustments	973	(324)
Add: Additional provision made	8	426
Less: Reversal of provision	(791)	(746)
At the end of the year	18,996	18,806
Categorised as:		
Due after more than one year	18,996	18,806

The provision for long service payments of Hong Kong and the PRC employees is provided based on the actual number of years of services rendered by the employee and the relevant laws and regulations. The provision will be settled at the time when the respective employee left the Group.

# NOTES TO THE FINANCIAL STATEMENTS

31 December 2020

## 23. DEFERRED TAX

Details of the deferred tax liabilities and assets recognised and movements thereof:

	Revaluation of leasehold land and buildings for own use HK\$'000	Depreciation allowances in excess of the related depreciation HK\$'000	Tax losses HK\$'000	Total HK\$'000
At 1 January 2019	40,248	993	(1,166)	40,075
(Credit)/debit to profit or loss (note 10)	(610)	543	1,006	939
Credit to other comprehensive income (note 11)	(1,489)	–	–	(1,489)
At 31 December 2019 and 1 January 2020	38,149	1,536	(160)	39,525
Credit to profit or loss (note 10)	(848)	243	23	(582)
Debit to other comprehensive income (note 11)	783	–	–	783
At 31 December 2020	38,084	1,779	(137)	39,726

For the purpose of presentation in consolidated statement of financial position. The following is the analysis of the deferred tax balances for financial reporting purpose:

	2020 HK\$'000	2019 HK\$'000
Deferred tax asset	137	160
Deferred tax liabilities	(39,863)	(39,685)
	(39,726)	(39,525)

# NOTES TO THE FINANCIAL STATEMENTS

31 December 2020

## 24. SHARE CAPITAL

	2020 HK\$'000	2019 HK\$'000
Authorised:		
1,000,000,000 ordinary shares of HK\$0.1 each	100,000	100,000
Issued and fully paid:		
320,000,000 ordinary shares of HK\$0.1 each	32,000	32,000

## 25. RESERVES

### (a) Company

	Share premium (note (c)(i)) HK\$'000	Contributed surplus (note (c)(v)) HK\$'000	Accumulated losses (note (c)(vi)) HK\$'000	Total HK\$'000
At 1 January 2019	57,099	89,606	(81,113)	65,592
<b>Changes in equity for 2019:</b>				
Dividends paid (note b(i))	–	–	(4,800)	(4,800)
Profit and total comprehensive income for the year	–	–	6,800	6,800
At 31 December 2019 and 1 January 2020	57,099	89,606	(79,113)	67,592
<b>Changes in equity for 2020:</b>				
Dividends paid (note b(i))	–	–	(9,600)	(9,600)
Profit and total comprehensive income for the year	–	–	5,359	5,359
At 31 December 2020	57,099	89,606	(83,354)	63,351

# NOTES TO THE FINANCIAL STATEMENTS

31 December 2020

## 25. RESERVES – CONTINUED

### (b) Dividends

(i) Dividends paid during the year:

	2020 HK\$'000	2019 HK\$'000
Final dividend in respect of the previous financial year, approved and paid during the year of HK\$0.02 (2019: HK\$0.015) per ordinary share	6,400	4,800
Interim, declared and paid, of HK\$0.01 (2019: Nil) per ordinary share	3,200	–
	<u>9,600</u>	<u>4,800</u>

(ii) Dividend proposed in respect of the current year:

	2020 HK\$'000	2019 HK\$'000
Final, proposed, of HK\$0.01 (2019: HK\$0.02) per ordinary share	3,200	6,400

The final dividend for the year proposed after the end of the reporting period is subject to shareholders' approval in the forthcoming general meeting. It has not been recognised as a liability at the end of the reporting period.

### (c) Nature and purpose of reserves

#### (i) Share premium

The share premium account represents the excess of the nominal value of the ordinary shares issued by the Company and the net proceeds from the issuance of ordinary shares after deduction of the share issuing expenses.

#### (ii) Capital reserve

Capital reserve of the Group represents the difference between the nominal value of the ordinary shares issued by the Company and the aggregate of the share capital and share premium of subsidiaries acquired through exchanges of shares pursuant to the reorganisation.

# NOTES TO THE FINANCIAL STATEMENTS

31 December 2020

## 25. RESERVES – CONTINUED

### (c) Nature and purpose of reserves – Continued

#### (iii) *Property revaluation reserve*

Property revaluation reserve represents gains/losses arising on the revaluation of properties held for own use.

#### (iv) *Exchange reserve*

The reserve represents the exchange difference arising from the translation of foreign operations. The reserve is dealt with accordance with the accounting policy set out in note 4(p).

#### (v) *Contributed surplus*

Contributed surplus of the Company represents the difference between the nominal value of the ordinary shares issued by the Company and the net asset value of subsidiaries acquired through an exchange of shares pursuant to the reorganisation.

#### (vi) *Retained earnings/accumulated losses*

Cumulative net gains and losses recognised in profit or loss.

Under the Companies Act 1981 of Bermuda (as amended), retained earnings and contributed surplus are distributable to owners of the Company, subject to the condition that the Company cannot declare or pay a dividend, or make a distribution out of retained earnings and contributed surplus if (i) it is, or would after the payment be, unable to pay its liabilities as they become due; or (ii) the realisable value of its assets would thereby be less than the aggregate of its liabilities and its issued share capital and share premium.

# NOTES TO THE FINANCIAL STATEMENTS

31 December 2020

## 26. RELATED PARTY TRANSACTIONS

During the year, the Group had the following significant transactions with related parties:

- (a) Related party transactions, which also constitute connected transactions as defined in Chapter 14A of the Listing Rules, included in the consolidated statement of comprehensive income as follows:

	2020 HK\$'000	2019 HK\$'000
Datatronix Romoland, Inc. ("DRI")#		
Sales to DRI	40,505	49,656
Reimbursement of expenses to DRI	10,617	8,378

# Mr. Siu Paul Y., a director of the Company, has controlling interest in DRI.

- (b) Related party balances included in the consolidated statement of financial position:

	2020 HK\$'000	2019 HK\$'000
Year-end balance included in trade receivables arising from sales of goods to DRI	100	426
Year-end balance arising from advance payment due from ultimate holding company		
– Onboard Technology Limited (note 20)	101	91
Year-end balance arising from advance payment due from related companies:		
– Data Express Limited (note 20)	116	105
– Citicheer Enterprise Inc (note 20)	113	98
Year-end balance arising from advance from DRI	583	523

- (c) Key management personnel remuneration of the Group

	2020 HK\$'000	2019 HK\$'000
Short-term employee benefits	11,515	11,490
Post-employment benefits	18	18
	11,533	11,508

The key management personnel of the Group are the executive directors of the Group.

# NOTES TO THE FINANCIAL STATEMENTS

31 December 2020

## 27. LEASES

### Nature of leasing activities (in the capacity as lessee)

The Group leases a number of properties in the jurisdictions from which it operates. Leases of property comprise only fixed payments over the lease term.

### Lease liabilities

	Buildings	
	2020 HK\$'000	2019 HK\$'000
At 1 January	1,295	706
Additions	–	978
Interest expenses	44	30
Lease payments	(480)	(423)
Exchange adjustment	–	4
At 31 December	859	1,295

Future lease payments are due as follows:

	Minimum lease payments HK\$'000	Interest HK\$'000	Present value HK\$'000
<b>31 December 2020</b>			
Not later than one year	479	(25)	454
Later than one year and not later than two years	412	(7)	405
	891	(32)	859
<b>31 December 2019</b>			
Not later than one year	480	(44)	436
Later than one year and not later than two years	479	(25)	454
Later than two years and not later than five years	412	(7)	405
	1,371	(76)	1,295



# NOTES TO THE FINANCIAL STATEMENTS

31 December 2020

## 27. LEASES – CONTINUED

### Lease liabilities – Continued

The present value of future lease payments are analysed as:

	2020 HK\$'000	2019 HK\$'000
Current liabilities	454	436
Non-current liabilities	405	859
	859	1,295

	2020 HK\$'000	2019 HK\$'000
Interest on lease liabilities	44	30
Short-term leases expenses	652	604

### The Group as a lessor

The Group's investment property is leased to a tenant under an operating lease. At the end of the year, the Group had total future minimum lease receivables under non-cancellable operating leases falling due as follows:

	2020 HK\$'000	2019 HK\$'000
Within one year	192	2,976
In the second to the fifth year	–	192
	192	3,168

## 28. CAPITAL COMMITMENTS

	2020 HK\$'000	2019 HK\$'000
Commitment in respect of manufacturing plants	32,715	91,104
Commitment for acquisition of properties	59	–
Commitments for purchases of machinery and equipment	433	1,320
	33,207	92,424

# NOTES TO THE FINANCIAL STATEMENTS

31 December 2020

## 29. THE COMPANY'S STATEMENT OF FINANCIAL POSITION

	Notes	2020 HK\$'000	2019 HK\$'000
<b>Non-current assets</b>			
Interests in subsidiaries		113,606	113,606
		113,606	113,606
<b>Current assets</b>			
Prepayments, deposits and other receivables		138	134
Cash and cash equivalents		106	92
		244	226
<b>Current liabilities</b>			
Amounts due to subsidiaries		18,405	14,137
Other payables		94	103
		18,499	14,240
<b>Net current liabilities</b>		(18,255)	(14,014)
<b>NET ASSETS</b>		95,351	99,592
<b>Equity</b>			
Share capital	24	32,000	32,000
Reserves	25	63,351	67,592
<b>TOTAL EQUITY</b>		95,351	99,592

On behalf of the Board of Directors

**Siu Paul Y.**  
*Chairman*

**Shui Wai Mei**  
*Vice Chairman*

## 30. FINANCIAL RISK MANAGEMENT

The Group's major financial instruments include, cash and cash equivalents, trade and other receivables, trade and other payables. Details of the financial instruments are disclosed in respective notes. The risks associated with these financial instruments include credit risk, liquidity risk, interest rate risk and currency risk. The Group does not hold or issue derivative financial instruments either for hedging or trading purposes. The policies on how to mitigate these risks are set out as below.

The Group's overall risk management programme focuses on the unpredictability of financial markets and seeks to minimise potential adverse effects on the Group's financial performance. The management manages and monitors these exposures to ensure appropriate measures are implemented on a timely and effective manner.

### (i) Credit risk

As at 31 December 2020, the maximum exposure to credit risk is represented by the carrying amount of each financial asset in the consolidated statement of financial position.

#### *Trade receivables*

In respect of trade receivables, the Group's exposure to credit risk is influenced mainly by the individual characteristics of each customer rather than the industries and countries in which customers operate and therefore significant concentration of credit risk primarily arise when the Group has significant exposure to individual customers. At the end of the reporting period, the Group has a certain concentration of credit risk as approximately 22% (2019: 14%) and 53% (2019: 71%) of the total trade receivables was due from the Group's largest customer and the five largest customers respectively.

In order to minimise risk, the management has a credit policy in place and the exposure to these credit risks are monitored on an ongoing basis. Credit evaluations of its customers' financial position and condition is performed on all customers periodically. These evaluations focus on the customer's past history of making payments when due and current liability to pay, and take into account information specific to the customer as well as pertaining to the economic environment in which the customer operates. The Group does not require collateral in respect of its financial assets. Debts are usually due within 90 days from the date of billing.

The Group measures loss allowances for trade receivables at an amount equal to lifetime ECL, which is calculated using a provision matrix. As the Group's historical credit loss experience does not indicate significantly different loss patterns for different customer segments, the loss allowances based on past due status is not further distinguished among the Group's different customer bases.

# NOTES TO THE FINANCIAL STATEMENTS

31 December 2020

## 30. FINANCIAL RISK MANAGEMENT – CONTINUED

### (i) Credit risk – Continued

#### *Trade receivables – Continued*

The following table provides information about the Group's maximum exposure to credit risk and ECLs for trade receivables:

2020	Expected loss rate (%)	Gross carrying amount (HK\$'000)	Loss allowance (HK\$'000)
Current (not past due)	2.82%-5.57%	20,116	734
1-30 days past due	3.31%-6.06%	2,619	97
31-60 days past due	3.80%-6.55%	1,414	61
61-90 days past due	5.77%-8.52%	317	19
More than 90 days past due	7.74%-10.49%	31	2
		24,497	913
<hr/>			
2019	Expected loss rate (%)	Gross carrying amount (HK\$'000)	Loss allowance (HK\$'000)
Current (not past due)	0.18%-3.11%	19,334	199
1-30 days past due	0.67%-3.61%	8,245	122
31-60 days past due	1.16%-4.10%	4,121	92
61-90 days past due	3.13%-6.07%	29	1
More than 90 days past due	5.10%-8.04%	1,878	103
		33,607	517

Expected loss rates are based on actual loss experience over the past 3 years. These rates are adjusted to reflect differences between economic conditions during the period over which the historic data has been collected, current conditions and the group's view of economic conditions over the expected lives of the receivables.

#### ***Deposits, other receivables and amounts due from related companies***

The Group adopts general approach for ECLs of deposits, other receivables and amounts due from related companies, except for the gross carrying amount of other receivables of HK\$2,381,000 as at 31 December 2020 which the directors considered they are credit-impaired, these financial assets are classified in stage one and only consider 12-month ECLs. During the year ended 31 December 2020, expected credit loss of HK\$2,381,000 was made on the credit-impaired other receivables.

# NOTES TO THE FINANCIAL STATEMENTS

31 December 2020

## 30. FINANCIAL RISK MANAGEMENT – CONTINUED

### (i) Credit risk – Continued

#### *Deposits with banks*

The Group mitigates its exposure to credit risk by placing deposits with the banks with established credit rating. Given the high credit ratings of the banks, management does not expect any counterparty to fail to meet its obligations.

### (ii) Liquidity risk

Individual operating entities within the Group are responsible for their own cash management, including the short-term investment of cash surpluses and the raising of loans to cover expected cash demand, subject to board approval. The Group's policy is to regularly monitor current and expected liquidity requirements to ensure that it maintains sufficient amount of cash to meet its liquidity requirements in the short and longer term.

The following table details the Group's remaining contractual maturity for its non-derivative financial liabilities based on the agreed repayment terms. The tables have been drawn up based on the undiscounted cash flows of financial liabilities based on the earliest date on which the Group can be demanded for repayment. The table includes both interest and principal cash flows.

	2020			
	Carrying amount HK\$'000	Total contractual undiscounted cash flow HK\$'000	Within 1 year or on demand HK\$'000	More than 1 year but less than 5 year HK\$'000
Trade and other payables	28,507	28,507	28,507	–
Amount due to a related party	583	583	583	–
Lease liabilities	859	891	479	412
Retention payable	3,339	3,339	–	3,339
	33,288	33,320	29,569	3,751

	2019			
	Carrying amount HK\$'000	Total contractual undiscounted cash flow HK\$'000	Within 1 year or on demand HK\$'000	More than 1 year but less than 5 year HK\$'000
Trade and other payables	38,486	38,486	38,486	–
Amount due to a related party	523	523	523	–
Lease liabilities	1,295	1,371	480	891
	40,304	40,380	39,489	891

# NOTES TO THE FINANCIAL STATEMENTS

31 December 2020

## 30. FINANCIAL RISK MANAGEMENT – CONTINUED

### (iii) Fair value and cash flow interest rate risks

Fair value interest rate risk is the risk that the value of a financial instrument will fluctuate because of changes in market interest rates. Cash flow interest rate risk is the risk that the future cash flows of a financial instrument will fluctuate because of changes in market interest rates. As the Group has no interest-bearing liabilities, the Group's expenses and financing cash flows are independent of changes in market interest rates.

The Group is exposed to cash flow interest rate risks as the Group has cash at banks which are interest-earning at variable rates. The management monitors interest rate exposures and considered that there is no significant impact on cash flow interest rate risk.

### (iv) Currency risk

Presently, there is no hedging policy with respect to the foreign exchange exposure. The Group is exposed to foreign currency risk primarily through sales and purchases that are denominated in a currency other than the functional currency of operation to which they relate.

#### (a) Exposure to currency risk

The following table details the Group's exposure at the end of the reporting period to currency risk arising from recognised assets or liabilities denominated in a currency other than the functional currency of the entity to which they relate. The Group is mainly exposed to the fluctuation of United States dollars ("US\$"), RMB, Euro and Pound Sterling. For presentation purposes, the amounts of the exposure are shown in HK\$, translated using the spot rate at the year-end date.

# NOTES TO THE FINANCIAL STATEMENTS

31 December 2020

## 30. FINANCIAL RISK MANAGEMENT – CONTINUED

### (iv) Currency risk – Continued

#### (a) Exposure to currency risk – Continued

	2020			
	US\$ HK\$'000	RMB HK\$'000	Pound Sterling HK\$'000	Euro HK\$'000
Cash and cash equivalents	168,514	38,412	1,164	2,335
Trade and other receivables	6,196	76	–	–
Trade and other payables	(2,163)	–	–	–
Overall exposure arising from recognised assets and liabilities	172,547	38,488	1,164	2,335

	2019			
	US\$ HK\$'000	RMB HK\$'000	Pound Sterling HK\$'000	Euro HK\$'000
Cash and cash equivalents	191,674	88,672	1,135	2,155
Trade and other receivables	13,500	169	–	–
Trade and other payables	(3,262)	(25)	–	–
Overall exposure arising from recognised assets and liabilities	201,912	88,816	1,135	2,155

#### (b) Sensitivity analysis

The following table indicates the approximate change in the Group's loss/profit for the year and retained earnings in response to reasonably possible changes in translating relevant foreign currency against HK\$ to which the Group has significant exposure at the end of the reporting period. A positive number below indicates a decrease in loss and an increase in retained earnings (2019: an increase in profit and retained earnings).

# NOTES TO THE FINANCIAL STATEMENTS

31 December 2020

## 30. FINANCIAL RISK MANAGEMENT – CONTINUED

### (iv) Currency risk – Continued

#### (b) Sensitivity analysis – Continued

	2020		2019	
	Increase/ (decrease) in foreign exchange rates %	Effects on loss for the year and retained earnings HK\$'000	Increase/ (decrease) in foreign exchange rates %	Effects on profit for the year and retained earnings HK\$'000
Monetary net assets denominated in RMB	3% (3%)	1,155 (1,155)	3% (3%)	2,664 (2,664)

Other components of consolidated equity would not be affected (2019: Nil) by the changes in foreign exchange rates.

The sensitivity analysis has been determined assuming that the change in foreign exchange rates had occurred at the end of the reporting period and had been applied to each of the Group entities' exposure to currency risk for non-derivative financial instruments in existence at that date, and that all other variables, in particular interest rates, remain constant.

The stated changes represent management's assessment of reasonably possible changes in foreign exchange rates over the period until the end of the next annual reporting period. In this respect, it is assumed that the pegged rate between the HK\$ and the US\$ would be materially unaffected by any changes in movement in value of the US\$ against other currencies. Results of the analysis as presented in the above table represent an aggregation of the effects on each of the group entities' profit/loss for the year and equity measured in the respective functional currencies, translated into HK\$ at the exchange rate ruling at the end of the reporting period for presentation purposes. The analysis is performed on the same basis for 2019.

The foreign exchange rates movement between Pound Sterling, Euro and HK\$ has insignificant impact to the results and financial positions of the Group.

### (v) Fair values

The directors consider that the carrying amount of financial assets and financial liabilities recorded at amortised cost in the consolidated financial statements approximate their fair values.



# NOTES TO THE FINANCIAL STATEMENTS

31 December 2020

## 31. CAPITAL RISK MANAGEMENT

The Group regards the equity attributable to the Company's owners, comprising share capital, share premium, retained earnings and other reserves as its capital structure. The Group's objective when managing capital structure is to ensure that entities in the Group will be able to continue as a going concern in order to provide returns for shareholders and benefits for other stakeholders. In order to maintain or adjust the capital structure, the Group may adjust the dividend payment to shareholders, return capital to shareholders or issue new shares.

The Group monitors capital using a gearing ratio, which is net debt divided by total capital plus net debt. Total debt is calculated as the total of trade and other payables, amount due to a related party, retention payable, lease liabilities and provision of employee benefits. Capital represents equity attributable to owners of the Company. No gearing ratios are presented as the Group had no net debt as at 31 December 2020 and 2019.

## 32. SUMMARY OF FINANCIAL ASSETS AND FINANCIAL LIABILITIES BY CATEGORY

The following table shows the carrying amount of financial assets and liabilities as defined in notes 4(j)(i) and 4(j)(iii):

	Carrying amount	
	2020 HK\$'000	2019 HK\$'000
<b>Financial assets</b>		
Financial assets measured at amortised cost		
– Cash and cash equivalents	256,722	333,776
– Trade receivables	23,584	33,090
– Deposits and other receivables	1,347	1,626
– Amount due from ultimate holding company	101	91
– Amounts due from related companies	229	203
	281,983	368,786
<b>Financial liabilities</b>		
Financial liabilities measured at amortised cost		
– Trade and other payables	28,507	38,486
– Amount due to a related company	583	523
– Retention payable	3,339	–
	32,429	39,009

# NOTES TO THE FINANCIAL STATEMENTS

31 December 2020

## 33. NOTE TO CONSOLIDATED STATEMENT OF CASH FLOWS

Reconciliation of movements of liabilities to cash flows arising from financing activities:

	<b>Amount due to a related party</b> HK\$'000	<b>Lease liabilities (note 27)</b> HK\$'000	<b>Dividend payable (note 25(b))</b> HK\$'000	<b>Total</b> HK\$'000
At 1 January 2019	–	706	–	706
<i>Changes from cash flow:</i>				
Dividends paid	–	–	(4,800)	(4,800)
Lease payments	–	(423)	–	(423)
Advance from	523	–	–	523
<i>Non-cash changes:</i>				
Dividends declared	–	–	4,800	4,800
Interest expenses	–	30	–	30
Increase in lease liabilities from entering into new leases during the period	–	978	–	978
Exchange adjustment	–	4	–	4
At 31 December 2019 and 1 January 2020	523	1,295	–	1,818
<i>Changes from cash flows:</i>				
Dividends paid	–	–	(9,600)	(9,600)
Lease payments	–	(480)	–	(480)
Advance from	60	–	–	60
<i>Non-cash changes:</i>				
Dividends declared	–	–	9,600	9,600
Interest expenses	–	44	–	44
At 31 December 2020	583	859	–	1,442

# NOTES TO THE FINANCIAL STATEMENTS

31 December 2020

## **34. PAYMENTS FOR ACQUISITION OF PROPERTIES**

The Group entered into a contract to acquire a property in the district of Foshan, Guangdong Province, the PRC, on 7 November 2018. The acquisition was completed on 8 July 2020 and the land use right certificate was issued to the Group on the same date. The payment was then transferred to “Ownership interests in leasehold land and buildings held for own use carried at fair value” under “Property, plant and equipment”.

The Group entered into contracts to acquire properties in Vinh Yen City, Vinh Phuc Province, Vietnam, on 7 April 2020. The handover of the properties has been completed in January 2020. The outstanding payment amounting to approximately HK\$59,000 will be settled upon receiving ownership certificates. The outstanding amount is not yet settled up to the date of approval of these financial statements. The capital commitments are set out in note 28.

## **35. APPROVAL OF FINANCIAL STATEMENTS**

The financial statements were approved and authorised for issue by the Board of Directors on 25 March 2021.

## FINANCIAL SUMMARY

The consolidated statements of profit or loss and other comprehensive income of the Group for the financial years 2016 to 2020 and the consolidated statements of financial position of the Group as at 31 December 2016, 2017, 2018, 2019 and 2020 are as follows:

Results	Year ended 31 December				
	2016 HK\$'000	2017 HK\$'000	2018 HK\$'000	2019 HK\$'000	2020 HK\$'000
Revenue	266,967	280,964	312,644	284,225	230,806
Profit/(Loss) before taxation	25,769	43,134	52,600	23,353	(4,064)
Income tax	(3,845)	(43)	(4,631)	(5,710)	(2,844)
Profit/(Loss) for the year	21,924	43,091	47,969	17,643	(6,908)
Attributable to: Owners of the Company	21,924	43,091	47,969	17,643	(6,908)

Assets and liabilities	At 31 December				
	2016 HK\$'000	2017 HK\$'000	2018 HK\$'000	2019 HK\$'000	2020 HK\$'000
Total assets	796,149	858,948	947,412	968,751	959,838
Total liabilities	(66,679)	(76,810)	(86,630)	(104,611)	(94,249)
Total equity	729,470	782,138	860,782	864,140	865,589

### Major land and buildings held by the Group

Location	Existing usage	Term of lease	Percentage of interest
<b>Hong Kong</b>			
499 King's Road, North Point	Office	Long term	100%
8 Russell Street, Causeway Bay	Investment property	Long term	100%
<b>Overseas</b>			
A parcel of industrial land at Lun Jian Town, Shunde District, Foshan City, Guangdong Province, PRC	Industrial	Medium term	100%
A parcel of industrial land at Banfu Town, Zhongshan City, Guangdong Province, PRC	Industrial	Medium term	100%
3 Storeys of industrial building at Baofa Group building, Shunde District, Foshan City, Guangdong Province, PRC	Industrial	Medium term	100%
A parcel of industrial land at Ba Thien II Industrial Park, Binh Xuyen District, Vinh Phuc Province, Vietnam	Industrial	Medium term	100%