



**Neway Group Holdings Limited**  
**中星集團控股有限公司**

(Incorporated in Bermuda with limited liability 於百慕達註冊成立之有限公司)  
Stock Code 股份代號: 00055

Annual Report  
**2020**  
年報

# CONTENTS

## 目 錄

Neway Group Holdings Limited  
中星集團控股有限公司  
Annual Report 年報 2020

- 2 Corporate Information  
公司資料
- 4 Chairman's Statement  
主席報告
- 6 Management Discussion and Analysis  
管理層討論及分析
- 24 Corporate Governance Report  
企業管治報告
- 45 Biographical Details of Directors  
董事之簡歷
- 50 Directors' Report  
董事會報告
- 72 Environmental, Social and Governance Report  
環境、社會及管治報告
- 124 Independent Auditor's Report  
獨立核數師報告
- 132 Consolidated Statement of Profit or Loss and  
Other Comprehensive Income  
綜合損益及其他全面收入報表
- 134 Consolidated Statement of Financial Position  
綜合財務狀況表
- 136 Consolidated Statement of Changes in Equity  
綜合權益變動表
- 137 Consolidated Statement of Cash Flows  
綜合現金流量報表
- 139 Notes to the Consolidated Financial Statements  
綜合財務報表附註
- 302 Principal Properties  
主要物業
- 304 Five Years Financial Summary  
五年財務概要

# Corporate Information 公司資料

## BOARD OF DIRECTORS

### Executive directors:

Mr. SUEK Ka Lun, Ernie (*Chairman*)  
Mr. SUEK Chai Hong (*Chief Executive Officer*)

### Non-executive directors:

Dr. NG Wai Kwan  
Mr. CHAN Kwing Choi, Warren  
Mr. WONG Sun Fat

### Independent non-executive directors:

Mr. LEE Kwok Wan  
Mr. LAI Sai Wo, Ricky  
Mr. CHU Gun Pui

### Alternate director:

Mr. LAU Kam Cheong  
(*Alternate director to Dr. NG Wai Kwan*)

## COMPANY SECRETARY

Ms. CHEUNG Yuk Shan

## REGISTERED OFFICE

Clarendon House  
2 Church Street  
Hamilton HM 11  
Bermuda

## HEAD OFFICE AND PRINCIPAL PLACE OF BUSINESS IN HONG KONG

Chung Tai Printing Group Building  
11 Yip Cheong Street  
On Lok Tsuen, Fanling  
New Territories  
Hong Kong

## 董事會

### 執行董事：

薛嘉麟先生 (*主席*)  
薛濟匡先生 (*行政總裁*)

### 非執行董事：

吳惠群博士  
陳焯材先生  
黃新發先生

### 獨立非執行董事：

李國雲先生  
賴世和先生  
朱瑾沛先生

### 替任董事：

劉錦昌先生  
(*吳惠群博士之替任董事*)

## 公司秘書

張玉珊小姐

## 註冊辦事處

Clarendon House  
2 Church Street  
Hamilton HM 11  
Bermuda

## 香港總辦事處及主要營業地點

香港  
新界  
粉嶺安樂工業村  
業暢街11號  
中大印刷集團大廈

# Corporate Information 公司資料

## PRINCIPAL BANKERS<sup>+</sup>

Bank of China (Hong Kong) Limited  
Bank of Communications (Hong Kong) Limited  
The Hongkong and Shanghai  
Banking Corporation Limited

+ names are in alphabetical order

## LEGAL ADVISER AS TO HONG KONG LAW

LCH Lawyers LLP

## AUDITOR

Deloitte Touche Tohmatsu  
Registered Public Interest Entity Auditors

## PRINCIPAL SHARE REGISTRAR AND TRANSFER OFFICE

Conyers Corporate Services  
(Bermuda) Limited  
Clarendon House  
2 Church Street  
Hamilton HM 11, Bermuda

## HONG KONG BRANCH SHARE REGISTRAR AND TRANSFER OFFICE

Tricor Secretaries Limited  
Level 54, Hopewell Centre  
183 Queen's Road East  
Wanchai  
Hong Kong

## WEBSITE

<http://www.newaygroup.com.hk>

## STOCK CODE

00055

## 主要往來銀行<sup>+</sup>

中國銀行(香港)有限公司  
交通銀行(香港)有限公司  
香港上海滙豐銀行有限公司

+ 名稱以英文字母次序排列

## 有關香港法律之法律顧問

呂鄭洪律師行有限法律責任合夥

## 核數師

德勤•關黃陳方會計師行  
註冊公眾利益實體核數師

## 主要股份登記及過戶處

Conyers Corporate Services  
(Bermuda) Limited  
Clarendon House  
2 Church Street  
Hamilton HM 11, Bermuda

## 香港之股份過戶登記分處

卓佳秘書商務有限公司  
香港  
灣仔  
皇后大道東183號  
合和中心54樓

## 公司網址

<http://www.newaygroup.com.hk>

## 股份代號

00055

## Chairman's Statement 主席報告

On behalf of the board of directors (the "Board") of Neway Group Holdings Limited (the "Company"), I would like to present to shareholders the results of the Company and its subsidiaries (together, the "Group") for the year ended 31 December 2020 (the "Year").

Year 2020 was a special year highlighted by the outbreak of coronavirus disease 2019 (the "COVID-19") pandemic which suddenly and dramatically changed the daily life of people and the business environment all over the world. Together with the intensified dispute between the United States (the "U.S.") and the People's Republic of China (the "PRC"), the Group was therefore shadowed by additional uncertainties and difficulties in respect of its operation and business development. However, in light of the efficiency of the containment policy of the COVID-19 pandemic and the speedy recovery of the economy of the PRC, positive and favorable impact was brought to those Hong Kong companies with operations in the PRC.

During the Year, the Group continued to put extra effort to expand the markets of different business segments in overseas countries. The Group will keep adhering to the diversification strategy in the coming years, and expect that the performance will be gradually reflected in all the business segments under the Group. For our Manufacturing and Sales Business, the Group will accelerate our move in the field of industrial intelligence for our production plants to enhance the overall efficiency, which is also in the direction of the overall plan launched by the central government of the PRC. Besides, the Group will revise our plans carefully with reference to the reshuffle of global supply chain and will step up our effort to identify and form partnerships with different parties, including but not limited to material suppliers or other manufacturing partners, to provide more value-added services to our valuable clients.

In addition, given the increase in global money supply, the Group will enrich its products mix and broaden its sales channels to maximize the efficiency of fund application in an efficient way. For the Music and Entertainment Business, the Group will promote and develop our musical products and services by introducing advanced technologies and bringing more brand new entertaining elements to fans and audiences. The Group will also continue to license or acquire more musical products of different types to provide a wider range of options to customers.

本人謹代表Neway Group Holdings Limited中星集團控股有限公司\*（「本公司」）董事會（「董事會」）向股東提呈本公司及其附屬公司（統稱「本集團」）截至二零二零年十二月三十一日止年度（「本年度」）的業績。

2019冠狀病毒病（「COVID-19」）疫情於二零二零年爆發，令全球各地經歷了不一樣的一年，疫情更在短時間內顯著改變了各國人民的日常生活和營商環境。加上美國（「美國」）及中華人民共和國（「中國」）兩國不斷升級的糾紛，本集團的營運和業務發展因眾多不明朗因素和困境而陰霾滿佈。然而，由於中國控制COVID-19疫情的措施奏效，國內經濟迅速復甦，為擁有國內業務的香港公司帶來正面而有利的影響。

於本年度，本集團繼續致力為不同業務分部在海外國家拓展市場。本集團在未來數年依然會秉承多元化發展策略，並預期相關表現會陸續反映於旗下所有業務分部。至於製造及銷售業務，為提高整體效率，本集團將加快進行生產廠房的工業智能化升級，而此亦符合中國中央政府推行的整體規劃的方向。此外，本集團將因應全球供應鏈翻天覆地的變動而仔細修改業務計劃，並會加緊物色與各有關方面（包括但不限於物料供應商或其他生產夥伴）締結夥伴關係的機會，目的是為尊貴客戶提供更多增值服務。

此外，鑑於全球貨幣供應增加，本集團將加強旗下產品組合和擴闊其銷售渠道，從而以具效益的方式提高運用資金的效率。在音樂和娛樂業務方面，本集團將引入先進的技術，並會為一眾樂迷和聽眾帶來更多嶄新的娛樂元素，從而推廣及發展音樂產品和服務。本集團將繼續特許或購入更多不同種類的音樂產品，讓客戶有更多選擇。

\* 僅供識別

## Chairman's Statement 主席報告

The Group will adopt a more cautious manner to deal with the increasing business and credit risks faced by different businesses, and we will maintain a positive and enterprising attitude to expand our business to leverage the increase in global money supply. Lastly, due to the rapid changes of global economic and political situation over these years, a number of business opportunities have been created for our further development and expansion in different areas and sectors notwithstanding the impact and challenge faced by traditional industries. The Group will take these opportunities to expand our business cautiously and increase the profit margin of different segments.

On behalf of the Board, I would like to take this opportunity to express my sincerest gratitude to all shareholders, investors, business partners and staff for their continuous support and dedication to the Group throughout the Year notwithstanding the unprecedented challenges and difficulties we encountered.

**SUEK Ka Lun, Ernie**  
*Chairman*

Hong Kong  
26 March 2021

本集團將會採取更為審慎的態度來應對各項業務所面臨日益增加的營商和信貸風險，但我們仍會奉行積極而進取的態度以擴展旗下業務，從而把握不斷增加的全球貨幣供應量而得益。最後，由於近年全球的經濟政治狀況不斷變化，湧現大量商機，故即使傳統行業承受不利影響和面對種種挑戰，仍為本集團於不同地域和範疇的業務帶來進一步的發展和擴充的商機。本集團將把握以上商機，審慎擴充旗下業務和提高不同業務分部的溢利率。

各位股東、投資者、業務夥伴和員工無懼本集團所面對前所未有的種種挑戰和困境，年內一直鼎力支持本集團，對本集團竭誠服務，本人謹藉此機會代表董事會向各位衷心致謝。

主席  
**薛嘉麟**

香港  
二零二一年三月二十六日

# Management Discussion and Analysis

## 管理層討論及分析

### OVERVIEW

During the Year, the Group was significantly and adversely affected by the outbreak of the coronavirus disease 2019 ("COVID-19") pandemic which seriously affected the global economy to different extents. Restrictions on cross-border travel, lockdown of countries and cities, and implementation of stay-at-home policies changed the consumption behavior of people all over the world rapidly. The slack economic environment and the increasing unemployment rate further undermined the desire of consumption of all people. The turnover and segment results of all business segments of the Group were therefore inevitably affected. Meanwhile, the Group stepped up its effort on the development of the industrial park project in Qingyuan City, the PRC.

The business and financial review of each business segment is detailed below.

### BUSINESS AND FINANCIAL REVIEW

#### Total Revenue from Continuing Operations and Gross Profit Margin

During the Year, total revenue from continuing operations of the Group was approximately HK\$532.7 million (Year 2019: approximately HK\$560.6 million) and the gross profit margin was approximately 25.0% (Year 2019: 27.1%). The contribution of each business segment to the revenue from continuing operations of the Group is as follows:

		2020 二零二零年 HK\$ 港元	Approximate % to total revenue 佔總收益 概約百分比	2019 二零一九年 HK\$ 港元	Approximate % to total revenue 佔總收益 概約百分比
Lending Business	放貸業務	6,756,759	1.3%	8,491,405	1.5%
Manufacturing and Sales Business	製造及銷售業務	486,079,273	91.2%	490,000,611	87.4%
Music and Entertainment Business	音樂及娛樂業務	4,071,062	0.8%	11,881,910	2.1%
Property Business	物業業務	4,880,323	0.9%	7,310,989	1.3%
Trading Business	貿易業務	30,887,078	5.8%	42,900,332	7.7%
<b>Total revenue</b>	<b>總收益</b>	<b>532,674,495</b>	<b>100.0%</b>	<b>560,585,247</b>	<b>100.0%</b>

### 概覽

於本年度，2019冠狀病毒病（「COVID-19」）疫情爆發，全球經濟受到不同程度的嚴重影響，對Neway Group Holdings Limited 中星集團控股有限公司\*（「本公司」）及其附屬公司（統稱「本集團」）造成重大不利影響。跨境旅遊限制、國家及城市封鎖及實施居家政策，迅速改變全球人民的消費模式。經濟疲弱加上失業率上升，進一步削弱所有人的消費意欲，故難免波及本集團所有業務分類之營業額及分類業績。同時，本集團已加緊努力發展位於中國清遠市之工業園項目。

各業務分類的業務及財務回顧於下文詳述。

### 業務及財務回顧

#### 來自持續經營業務之總收益及毛利率

於本年度，本集團來自持續經營業務之總收益約為532,700,000港元（二零一九年度：約560,600,000港元），而毛利率約為25.0%（二零一九年度：27.1%）。各業務分類對本集團來自持續經營業務之收益的貢獻如下：

\* 僅供識別

# Management Discussion and Analysis

## 管理層討論及分析

### Lending Business

The Lending Business included the financial leasing business in Shanghai, the PRC and the money lending business in Hong Kong. For the financial leasing business in Shanghai, no transaction was made during the Year, and the Group is still identifying deals with promising potential.

For the money lending business in Hong Kong, the outbreak of COVID-19 worsened the economic environment in the territory which in turn adversely affected the number and amount of new loans granted by the Group. Though the Group was able to receive the majority of interest income as scheduled, its loan portfolio decreased to approximately HK\$29.6 million as at 31 December 2020 (31 December 2019: HK\$67.6 million). During the Year, the interest income from loans decreased by approximately 20.4% to approximately HK\$6.8 million (Year 2019: HK\$8.5 million), mainly due to the decrease in loan portfolio during the Year. The segment loss of the Lending Business was HK\$26.9 million (Year 2019: segment profit of HK\$3.7 million), which was mainly due to the impairment loss of approximately HK\$30.6 million (Year 2019: HK\$1.3 million) recorded during the Year.

The impairment loss of approximately HK\$30.6 million was made for two outstanding loans of which the repayment of principal and interest incurred therefrom was in default. Both loans were secured by personal guarantee and/or share charges of a company incorporated in Hong Kong principally engaged in property development business in the PRC. During the Year, the financial situation of the borrowers of the aforementioned loans was impaired due to the outbreak of COVID-19, making them unable to repay the principal and interests incurred therefrom as scheduled. The Group issued letters of demand to these borrowers and actively negotiated with them to reach a practical solution. The Group may consider executing the share charge or taking further legal action if appropriate. As at the date of this report, no settlement agreement was reached, and the Group will continue the negotiations. Excluding the impairment loss mentioned above, the segment margin was 55% for the Year (Year 2019: 59%). As the majority of loans receivable were financed by internal resources and only limited manpower was required for the daily operation of the Lending Business, the Group could maintain low operating costs and achieve a high profit margin accordingly.

### 放貸業務

放貸業務包括於中國上海之融資租賃業務及於香港之放貸業務。在上海之融資租賃業務於本年度並無進行任何交易，而本集團仍在物色具潛力的交易項目。

在香港之放貸業務方面，COVID-19爆發令香港經濟環境惡化，繼而對本集團授出的新貸款宗數及金額造成負面影響。儘管本集團能夠如期收訖大部分利息收入，截至二零二零年十二月三十一日，其貸款組合減少至約29,600,000港元（二零一九年十二月三十一日：67,600,000港元）。於本年度，貸款利息收入減少約20.4%至約6,800,000港元（二零一九年度：8,500,000港元），主要原因是本年度的貸款組合減少。放貸業務之分類虧損為26,900,000港元（二零一九年度：分類溢利為3,700,000港元），主要原因是本年度錄得減值虧損約30,600,000港元（二零一九年度：1,300,000港元）。

目前已就兩筆未償還貸款作出減值虧損約30,600,000港元，本金及由此產生的利息均遭拖欠。兩項貸款均以個人擔保及／或一家於香港註冊成立並主要於中國從事物業發展業務之公司之股份押記作抵押。於本年度，由於COVID-19爆發，上述貸款的借款人的財務狀況轉壞，導致彼等無法如期償還本金及由此產生的利息。本集團向該等借款人發出繳款通知書，並積極與彼等磋商以達致可行的解決方案。本集團可能考慮強制執行股份押記或採取進一步法律行動（如適用）。於本報告日期，雙方仍未達成和解協議，而本集團將繼續進行磋商。撇除上述減值虧損，本年度分類利潤率為55%（二零一九年度：59%）。由於大部分應收貸款均以內部資源撥付，而放貸業務的日常營運僅需要有限的人手，故本集團可維持較低的營運成本，並相應達致較高的利潤率。



# Management Discussion and Analysis

## 管理層討論及分析

### Manufacturing and Sales Business

This segment represented: i) the business of manufacturing and sales of printing products, such as packaging boxes, labels, paper products and paper shopping bags, with a worldwide customer base; and ii) the manufacturing and sales of surgical masks, with a Hong Kong customer base. The segment revenue decreased by approximately 0.8% to HK\$486.1 million (2019: approximately HK\$490.0 million) and the segment profit decreased by 29.6% to approximately HK\$10.2 million (2019: approximately HK\$14.5 million). The operations and financial performance of each business are detailed below.

#### *i) Manufacturing and sales of printing products*

During the Year, the Manufacturing and Sales Business experienced an extremely difficult and challenging environment. The outbreak of COVID-19 slowed down global economic activities and undermined the desire of consumption which directly affected the demand for printing products of the Group. To cope with the severe economic condition, the Group: (i) exercised extra caution in the evaluation of capital investment in renovating factories and acquiring machineries; (ii) allocated resources to the automation of manufacturing functions so as to lessen the required manpower; (iii) worked more closely with overseas and domestic customers to get market updates and customer feedback to enhance product quality and provide more value-added services to valuable customers; (iv) continued to refine its product mix and allocated more effort to expand the sales networks of products with higher profit margins; and (v) carefully reserved and planned resources to meet the anticipated surge in demand for printing products after the pandemic has been controlled.

Boasting the above measures, the segment revenue of this business decreased by approximately 2.1% to HK\$479.8 million for the Year (Year 2019: approximately HK\$490.0 million), mainly attributable to the decrease in orders of plastic printing products and paper shopping bags, which was partially offset by the increase in sales of paper products to existing overseas clients.

### 製造及銷售業務

本分類乃指：i)服務全球各地客戶的印刷產品(如包裝盒、標籤、紙製品及購物紙袋)製造及銷售業務；及ii)服務香港客戶的外科口罩製造及銷售業務。分類收益減少約0.8%至486,100,000港元(二零一九年：約490,000,000港元)，而分類溢利減少29.6%至約10,200,000港元(二零一九年：約14,500,000港元)。各業務的經營及財務表現詳述如下。

#### *i) 印刷產品製造及銷售*

於本年度，製造及銷售業務經歷非常困難及充滿挑戰的環境。COVID-19爆發令全球經濟活動放緩，並削弱消費意欲，直接影響市場對本集團印刷產品的需求。為應付嚴峻的經濟狀況，本集團：(i)於評估翻新工廠及購置機器的資本投資時格外審慎；(ii)分配資源至自動化製造功能，以減少所需人手；(iii)加強與海外及本港客戶的合作，以獲取市場最新資訊及客戶意見，從而優化產品品質及為優越客戶提供更多增值服務；(iv)繼續完善產品組合，並更加努力擴大較高利潤率產品的銷售網絡；及(v)審慎儲備及規劃資源，以滿足疫情受控後預期對印刷產品的激增需求。

憑藉上述措施，是項業務於本年度的分類收益減少約2.1%至479,800,000港元(二零一九年度：約490,000,000港元)，主要原因是塑膠印刷產品及購物紙袋的訂單減少，惟部分被向現有海外客戶銷售的紙製品增加所抵銷。

## Management Discussion and Analysis 管理層討論及分析

The segment profit of this business for the Year decreased by approximately 9.1% to approximately HK\$13.2 million (Year 2019: approximately HK\$14.5 million), mainly attributable to the following factors:

- (i) Given the adjusted product mix, the material consumption ratio increased by approximately 4.7% as compared with Year 2019. Due to the slow economic environment, the selling price of products decreased, thus pushing up the material consumption ratio as the material price did not decrease by the same extent.
- (ii) The ratio of total staff costs and other related expenses to sales for the Year decreased by approximately 2.0% as compared with Year 2019. The decrease in staff cost was mainly due to: (i) the waiver of social insurance payment by the PRC government of approximately HK\$6.6 million; and (ii) the decrease in headcount of staff due to the automation of certain manufacturing procedures and the increased efficiency of new printing machines.
- (iii) Rental and related expenses increased by approximately HK\$1.7 million, mainly due to increased rental expenses and forfeiture of rental deposit for a leased factory in Dongguan, the PRC. As disclosed in the Group's annual report for the year ended 31 December 2019 ("2019 Annual Report"), the Group terminated the rental agreement with the landlord and reallocated the production lines to its self-owned factory in Shenzhen, the PRC.
- (iv) The negative impact of decrease in segment revenue and segment profit margin of this business was partially offset by the increase in government subsidies received in Hong Kong and the PRC. During the Year, one-off government subsidies for COVID-19 and the trade war between the U.S. and the PRC totalling approximately HK\$7.6 million were received and recorded under other income in the financial statement.

該業務於本年度的分類溢利減少約9.1%至約13,200,000港元(二零一九年度：約14,500,000港元)，主要原因如下：

- (i) 由於產品組合已作調整，原料消耗率較二零一九年度增加約4.7%。鑒於經濟放緩，產品售價下降，但是原料價格沒有相同程度的跌幅，因此推高原料消耗率。
- (ii) 本年度員工成本總額及其他相關開支佔銷售額的比率較二零一九年度下降約2.0%。員工成本減少主要由於：(i)中國政府豁免社保供款約6,600,000港元；及(ii)若干生產工序自動化及新印刷機效率提高，令員工人數減少。
- (iii) 租金及相關開支增加約1,700,000港元，主要原因是租金開支上升及中國東莞租賃廠房的租金按金被沒收。如本集團截至二零一九年十二月三十一日止年度之年報(「二零一九年年報」)所披露，本集團已終止與業主訂立之租賃協議，並將生產線遷至其位於中國深圳之自置廠房。
- (iv) 是項業務的分類收益及分類利潤率減少帶來負面影響，惟部分被在香港及中國收取的政府補貼增加所抵銷。於本年度，政府就COVID-19及中美貿易戰發放的一次性政府補貼合共約為7,600,000港元，並已計入財務報表內的其他收入。

# Management Discussion and Analysis

## 管理層討論及分析

### ii) *Manufacturing and sales of surgical masks*

During the Year, the Group started a new business, namely the manufacturing and sales of surgical masks. Two production lines were established and half a floor within the Fanling Building (as defined below) was renovated as a clean room for the business. The revenue of this business was approximately HK\$6.3 million whereas the loss was approximately HK\$3.0 million.

### Music and Entertainment Business

Revenue from this segment mainly consisted of income from concerts and shows, artist management fee income, album distribution income, promotion income and musical work licensing income.

The revenue of this segment decreased significantly by approximately 65.7% to HK\$4.1 million (Year 2019: approximately HK\$11.9 million) and the segment loss for the Year was approximately HK\$8.5 million (Year 2019: approximately HK\$7.2 million).

The decrease in revenue was mainly attributable to the following factors:

- (i) No revenue from concerts and shows was received during the Year (Year 2019: approximately HK\$3.2 million). Due to the outbreak of COVID-19, nearly all shows and concerts in Hong Kong were cancelled or suspended to avoid the gathering of people.
- (ii) The artiste management income decreased by approximately 94.1% to HK\$58,000 (Year 2019: approximately HK\$987,000) because many functions and events were cancelled due to the outbreak of COVID-19.
- (iii) The sales and distribution of albums decreased by approximately 78.2% to HK\$830,000 (Year 2019: approximately HK\$3.8 million) because the slow economic environment undermined the desire of consumption, especially for non-essential products.

### ii) *外科口罩製造及銷售*

本集團於本年度開展新業務，即製造及銷售外科口罩。本集團已建立兩條生產線，而粉嶺大廈（定義見下文）其中半層樓面已翻新成供是項業務使用的清潔車間。此業務的收益約為6,300,000港元，而虧損則約為3,000,000港元。

### 音樂及娛樂業務

分類收益主要包括演唱會和表演收入、藝人管理費收入、唱片發行收入、宣傳收入和音樂作品特許收入。

本年度的分類收益大幅減少約65.7%至4,100,000港元（二零一九年度：約11,900,000港元），而本年度的分類虧損則約為8,500,000港元（二零一九年度：約7,200,000港元）。

收益減少的主要原因如下：

- (i) 於本年度並無來自演唱會及表演的收入（二零一九年度：約3,200,000港元）。由於COVID-19爆發，為避免人群聚集，幾乎所有香港表演及演唱會均被取消或暫停。
- (ii) 藝人管理收入減少約94.1%至58,000港元（二零一九年度：約987,000港元），乃由於許多活動及活動因COVID-19疫情而取消。
- (iii) 唱片之銷售及發行收入減少約78.2%至830,000港元（二零一九年度：約3,800,000港元），原因是經濟放緩削弱了消費意欲，對非必要產品之需求尤其大降。

# Management Discussion and Analysis

## 管理層討論及分析

### Property Business

#### *Property development business*

The Group had two property development projects as at 31 December 2020 (31 December 2019: two). For the year ended 31 December 2020, one project involved 清遠市中清房地產開發有限公司 (unofficial English name: Qingyuan Zhongqing Property Development Co., Ltd.) (“Zhongqing”), a non-wholly owned subsidiary of the Company and the other involved 中大印刷(清遠)有限公司 (unofficial English name: Zhongda Printing (Qingyuan) Company Limited) (“Zhongda Qingyuan”), a wholly-owned subsidiary of the Company.

For the year ended 31 December 2019, one project involved Zhongqing and the other involved 四川英華房地產有限公司 (unofficial English translation: Sichuan Yinghua Real Estate Co. Ltd.) (“Yinghua”) which was disposed of to another shareholder of Yinghua in 2019. Further information of Yinghua was disclosed in the 2019 Annual Report.

Zhongqing held the land use right of two commercial land parcels in Qingyuan, the PRC. On 18 June 2014, 深圳市中星國盛投資發展有限公司 (unofficial English name: Shenzhen Zhongxing Guosheng Investment Development Co., Ltd.) (“Zhongxing Guosheng”), a wholly-owned subsidiary of the Company, initiated civil proceedings against Zhongqing in the People’s Court of Baoan District (the “Court”) for, among other matters, the repayment of the shareholder’s loan contributed by Zhongxing Guosheng in an amount of RMB23,479,330 (the “Litigation”). On 19 June 2014, pursuant to an application made by Zhongxing Guosheng for freezing and preserving the assets of Zhongqing with a total value of RMB23,400,000, an order was granted by the Court to freeze and preserve the two land parcels owned by Zhongqing from 24 June 2014 to 23 June 2016 (the “Freeze Order”), aiming to ensure that Zhongqing would have sufficient assets to repay the shareholder’s loan to the Group.

### 物業業務

#### *物業發展業務*

於二零二零年十二月三十一日，本集團擁有兩個(二零一九年十二月三十一日：兩個)物業發展項目。截至二零二零年十二月三十一日止年度，一個項目涉及本公司的非全資附屬公司清遠市中清房地產開發有限公司(「中清」)，另一個涉及本公司的全資附屬公司中大印刷(清遠)有限公司(「中大清遠」)。

截至二零一九年十二月三十一日止年度，一個項目涉及中清，另一個則涉及四川英華房地產有限公司(「英華房地產」)，惟該項目於二零一九年售予另一名英華房地產股東。有關英華房地產的其他詳情已在二零一九年年報披露。

中清於中國清遠持有兩幅商業地塊之土地使用權。於二零一四年六月十八日，本公司之全資附屬公司深圳市中星國盛投資發展有限公司(「中星國盛」)就(其中包括)其提供之股東貸款人民幣23,479,330元之償還事項向寶安區人民法院(「該法院」)提出對中清的民事訴訟(「該訴訟」)。於二零一四年六月十九日，根據中星國盛就凍結及保存中清總值人民幣23,400,000元之資產提出之申請，該法院頒令，自二零一四年六月二十四日至二零一六年六月二十三日凍結及保存中清擁有之兩幅地塊(「凍結令」)，旨在確保中清有足夠資產向本集團償還股東貸款。

## Management Discussion and Analysis 管理層討論及分析

Two hearing sessions of the Litigation were held on 18 August 2014 and 25 September 2014 respectively. On 15 October 2014, the Group received a civil mediation document dated 30 September 2014 (the "Document") from the Court, acknowledging that: (i) the Group and Zhongqing confirmed that Zhongqing was indebted to Zhongxing Guosheng in a sum of RMB23,479,330; (ii) Zhongqing agreed to repay to Zhongxing Guosheng a sum of RMB23,479,330, together with interests accrued from 18 June 2014 to the date of repayment, which was within 15 days of the effective date of the Document; and (iii) where Zhongqing failed to repay the agreed amount, Zhongxing Guosheng was entitled to request Zhongqing to pay default interests calculated at two times of the lending rate of the People's Bank of China over the same period.

As advised by the Group's legal advisers in the PRC, the effective date of the Document was 15 October 2014 and thus, the deadline for repayment by Zhongqing was 30 October 2014. As at 30 October 2014, Zhongqing did not repay the outstanding shareholder's loan and accrued interests to Zhongxing Guosheng.

On 27 May 2016, Zhongxing Guosheng submitted an application to the Court for the extension of the period covered by the Freeze Order and the application was accepted. The extended period covered by the Freeze Order started on 13 June 2016 and ended on 12 June 2019. In May 2019, Zhongxing Guosheng submitted an application to the Court again for the further extension of the period covered by the Freeze Order and the application was accepted accordingly. The further extended period covered by the Freeze Order started on 13 May 2019, and will end on 12 May 2022.

During the Year, no further action was taken by the Group. The Group will closely monitor the property market and the development plan of Qingyuan and will take further action if necessary. Currently, the Group is still seeking the opportunity to dispose of the land parcels.

該訴訟分別於二零一四年八月十八日及二零一四年九月二十五日進行兩次聆訊。於二零一四年十月十五日，本集團收到該法院日期為二零一四年九月三十日之民事調解書（「該文件」），當中確認：(i)本集團及中清確認，中清結欠中星國盛合共人民幣23,479,330元；(ii)中清同意向中星國盛償還合共人民幣23,479,330元，連同由二零一四年六月十八日起至還款日期（即該文件生效日期起計15天內）止累計之利息；及(iii)倘中清未能償還協定款額，則中星國盛有權要求中清支付違約利息，金額乃按同一期間中國人民銀行借款利率之兩倍計算。

如本集團中國法律顧問所告知，該文件之生效日期為二零一四年十月十五日，因此，中清之還款限期為二零一四年十月三十日。於二零一四年十月三十日，中清尚未向中星國盛償還未償還之股東貸款及應計利息。

於二零一六年五月二十七日，中星國盛向該法院提交有關延長凍結令有效期之申請，而有關申請已獲接納。延長後之凍結令有效期於二零一六年六月十三日開始，於二零一九年六月十二日結束。於二零一九年五月，中星國盛再次向該法院提交有關進一步延長凍結令有效期之申請，而有關申請已獲接納。進一步延長後之凍結令有效期於二零一九年五月十三日開始，將於二零二二年五月十二日結束。

於本年度，本集團並未採取進一步行動。本集團將密切關注清遠的房地產市場及發展計劃，並在必要時採取進一步行動。目前，本集團仍在尋求機會出售地塊。

## Management Discussion and Analysis 管理層討論及分析

The Group, through Zhongda Qingyuan, owned a land parcel in Qingyuan, the PRC, with a total area of approximately 208,000 square metres (“sqm”) and planned to construct a biomedical industrial park with an array of industrial buildings, commercial buildings, apartments and dormitories. The buildings thereon were intended for lease or sale to research institutions and relevant enterprises in the biomedical industry. The plan was approved by the Guangdong Qingyuan High-Tech Industrial Development Zone Management Office in March 2020 and was highly supported by the Qingyuan government.

Construction work of the first industrial building commenced in July 2020 and its gross floor area was approximately 22,000 sqm, representing around 5% of the planned gross floor area of the land parcel. As at 31 December 2020, approximately 10.5% of construction work was completed according to the supervision report prepared by the independent construction supervision company engaged by Zhongda Qingyuan. Construction work of the first industrial building is expected to be completed by the end of April 2021. The corresponding sales and marketing activities commenced before the Chinese New Year of 2021, and the Group is taking an active role in negotiating the terms with certain potential buyers and tenants.

### Property investment business

During the Year, the property investment business included: (i) the mini storage business operated by a wholly-owned subsidiary of the Company; and (ii) the leasing of several commercial units in Hong Kong and the PRC.

### Mini storage business

The ground floor, 1st floor, 2nd floor and half of the floor area of the 4th floor of a self-owned industrial building in Fanling, Hong Kong (the “Fanling Building”) are used for the operation of the mini storage business. As at 31 December 2020, the occupancy rate of the storage units further decreased to approximately 57% (Year 2019: approximately 61%) due to the worsened economic environment of Hong Kong. Approximately 36.9% of revenue of the Property Business was derived from the mini-storage business.

本集團透過中大清遠於中國清遠擁有一幅總面積約208,000平方米(「平方米」)的地塊，並計劃在其上興建一個生物醫藥產業園，當中包括多幢工業大廈、商業大廈、公寓及宿舍。建於其上的樓宇擬租賃或出售予生物醫學行業的研究機構及相關企業。該計劃於二零二零年三月獲廣東清遠高新技術產業開發區管理辦公室批准，並得到清遠市政府大力支持。

第一幢工業大廈於二零二零年七月動工，建築面積約為22,000平方米，佔地塊規劃建築面積約5%。於二零二零年十二月三十一日，根據中大清遠委聘的獨立建設監理公司編製的監理報告，已完成約10.5%的建築工程。首幢工業大廈的建築工程預期將於二零二一年四月底前完成，而相應的銷售及營銷活動則已於二零二一年農曆新年前展開，而本集團正積極與若干潛在買家及租戶磋商條款。

### 物業投資業務

於本年度，物業投資業務包括：(i)由本公司一家全資附屬公司經營之迷你倉業務；及(ii)在香港及中國出租若干商業單位。

### 迷你倉業務

一幢位於香港粉嶺的自置工業大廈(「粉嶺大廈」)的地下、一樓、二樓及四樓一半的樓面面積用作經營迷你倉業務。於二零二零年十二月三十一日，由於香港經濟環境惡化，倉庫單位出租率進一步下降至約57%(二零一九年度：約61%)。物業業務收益約36.9%來自迷你倉業務。

# Management Discussion and Analysis

## 管理層討論及分析

Since Year 2018, in order to meet the safety requirements stipulated by relevant government authorities, the ground floor and 1st floor of the Fanling Building were renovated. As at 31 December 2020, the renovation was complete and pending a final inspection by the relevant government authorities, which was expected to be further delayed due to COVID-19.

### Property leasing and investment

The property leasing business involved two properties. The first one was a commercial property in Yuen Long, Hong Kong (the "Yuen Long Property"). It was leased to an independent third party as at 31 December 2020. During the Year, due to the adverse economic impact arising from the outbreak of COVID-19, the Group provided the tenant with a rental concession totalling at HK\$1,295,000. Approximately 53.1% of revenue of the Property Business was derived from the Yuen Long Property.

The second one was a commercial property in Beijing, the PRC (the "Beijing Property"). During the Year, the Beijing Property was leased to an independent third party and the annual rental income was approximately HK\$490,000.

According to the Group's accounting standard, the Fanling Building, the Yuen Long Property and the Beijing Property were classified as investment properties of the Group and were carried at market value. A fair value loss of approximately HK\$9.9 million was recorded in "other gains and losses" of the Group during the Year (Year 2019: fair value loss of HK\$18.0 million). The fair value loss was mainly due to the decrease in market value of the Yuen Long Property, which was caused by the drop in rental value of surrounding areas.

### Trading Business

Revenue from the Trading Business decreased significantly to approximately HK\$30.9 million (Year 2019: approximately HK\$42.9 million) while the segment profit margin dropped to approximately 5.4% (Year 2019: 15.4%), mainly attributable to: (i) the suspension of large-scale construction and renovation work in Hong Kong, which was one of the primary income sources of this business.; and (ii) the increase in operation cost of a trading company in the PRC resulting from the Group's expansion of its sales and operation teams in the PRC.

自二零一八年以來，為符合有關政府當局所訂的安全規定，粉嶺大廈的地下及一樓已進行翻新。於二零二零年十二月三十一日，翻新工程已完成，有待相關政府機關進行最終檢查，惟預期將因COVID-19而進一步延遲。

### 物業租賃及投資

物業租賃業務涉及兩項物業。第一項為位於香港元朗的商用物業（「元朗物業」），於二零二零年十二月三十一日，元朗物業已出租予一名獨立第三方。於本年度，由於COVID-19爆發對經濟帶來不利影響，本集團向租戶提供租金優惠合共1,295,000港元。物業業務約53.1%收益乃產生自元朗物業。

第二項物業為位於中國北京的商用物業（「北京物業」）。於本年度，北京物業已出租予一名獨立第三方，年度租金收入約為490,000港元。

根據本集團的會計準則，粉嶺大廈、元朗物業及北京物業分類為本集團的投資物業，並以市值列賬。於本年度，公平值虧損約9,900,000港元（二零一九年度：公平值虧損約18,000,000港元）入賬列作本集團「其他收益及虧損」。公平值虧損乃主要由於元朗物業的市值因周邊地區租值下跌而減少。

### 貿易業務

來自貿易業務的收益大幅減少至約30,900,000港元（二零一九年度：約42,900,000港元），而分類利潤率下降至約5.4%（二零一九年度：15.4%），主要原因是：(i)香港的大型建築及翻新工程暫停，而此乃是項業務的主要收入來源之一；及(ii)中國一家貿易公司的經營成本因本集團擴充其中國銷售及經營團隊而增加。

# Management Discussion and Analysis

## 管理層討論及分析

### Securities Trading and Equity Investments Business

The Group's equity instruments at fair value through other comprehensive income ("FVTOCI") and financial assets at fair value through profit and loss ("FVTPL") as at 31 December 2020 amounted to approximately HK\$40.9 million (31 December 2019: approximately HK\$82.7 million). During the Year, the Group recorded a fair value loss in investments of securities listed in Hong Kong of approximately HK\$32.5 million (Year 2019: approximately HK\$15.2 million), a realized loss of approximately HK\$5.7 million (Year 2019: approximately HK\$537,000) and a dividend income of approximately HK\$529,000 (Year 2019: approximately HK\$1.1 million).

The Group's investments as at 31 December 2020 included securities of 9 listed companies on the Main Board or GEM of The Stock Exchange of Hong Kong Limited (the "Stock Exchange") and investment in an offshore investment fund and a Hong Kong private company. The carrying amount of each of the Group's investments accounted for less than 5% of the Group's audited total assets as at 31 December 2020. The largest investment was the investment in an offshore investment fund named Zhong Wei Capital L.P. ("Zhong Wei"), which represented 1.33% of the total share capital of Zhong Wei. Its fair value as at 31 December 2020 amounted to approximately HK\$17.5 million, representing approximately 1.5% of the Group's audited total assets as at 31 December 2020.

The Group will carefully study the market and the information related to prospective investees before purchasing any securities, and will closely monitor the performance of the investments after acquisition as well as revise the investment strategy in a cautious manner as and when necessary to minimize the impact of market volatility.

### 證券買賣及股本投資業務

於二零二零年十二月三十一日，透過其他全面收入按公平值列賬（「透過其他全面收入按公平值列賬」）之本集團股本工具及透過損益按公平值列賬（「透過損益按公平值列賬」）之本集團金融資產約為40,900,000港元（二零一九年十二月三十一日：約82,700,000港元）。於本年度，本集團就香港上市證券投資錄得公平值虧損約32,500,000港元（二零一九年度：約15,200,000港元）、已變現虧損約5,700,000港元（二零一九年度：約537,000港元）及股息收入約529,000港元（二零一九年度：約1,100,000港元）。

本集團於二零二零年十二月三十一日的投資包括香港聯合交易所有限公司（「聯交所」）主板或GEM的9家上市公司的證券、投資離岸投資基金及一家香港私人公司。於二零二零年十二月三十一日，本集團各項投資之賬面值均佔本集團經審核總資產5%以下。最大的投資為於離岸投資基金Zhong Wei Capital L.P.（「Zhong Wei」）的投資，佔Zhong Wei總股本的1.33%。是項投資於二零二零年十二月三十一日的公平值約為17,500,000港元，佔本集團於二零二零年十二月三十一日經審核總資產約1.5%。

於購買任何證券前，本集團將審慎研究市場及與潛在被投資方有關的資料，並將於購入後密切監察投資表現，並在有需要的情況下審慎地修訂投資策略，以盡量減低市場波動的影響。



# Management Discussion and Analysis

## 管理層討論及分析

### OTHER GAINS AND LOSSES

Other gains and losses for the Year mainly comprised the following items:

### 其他收益及虧損

本年度其他收益及虧損主要包括以下項目：

		2020 二零二零年 HK\$ 港元	2019 二零一九年 HK\$ 港元
Change in fair value of financial assets at FVTPL (Note d)	透過損益按公平值列賬之金融資產的公平值變動 (附註d)	<b>(32,529,639)</b>	(21,840,204)
Change in fair value of investment properties (Note b)	投資物業的公平值變動 (附註b)	<b>(9,917,231)</b>	(17,966,974)
Gain recognized in respect of loans to joint ventures (Note c)	就借予合營公司貸款確認的收益 (附註c)	-	1,775,100
Gain on disposal of a subsidiary (Note a)	出售一家附屬公司之收益 (附註a)	-	11,807,968
Net foreign exchange (loss) gain	外匯(虧損)收益淨額	<b>(8,151,710)</b>	980,712
Net gain on disposal of property, plant and equipment	出售物業、廠房及設備的收益淨額	<b>322,912</b>	619,578
<b>Total</b>	<b>總計</b>	<b>(50,275,668)</b>	(24,623,820)

Notes:

- (a) On 28 March 2019, Dream Class Limited ("Dream Class") and Grand Prospects Finance International Limited, wholly-owned subsidiaries of the Company, Kwong Da Enterprises Limited, Kada Capital Investments Limited and the common director of Kwong Da and Kada entered into a confirmation deed for the settlement and completion arrangement for the disposal of Star Rank Limited ("Star Rank"), a wholly-owned subsidiary of Dream Class which held 16.67% equity interest of Yinghua, to Kwong Da. Grand Prospects signed a loan agreement with Kada which held 83.33% equity interest of Yinghua to provide a 2-year loan to Kada at an amount equal to the outstanding consideration of RMB21,693,205, bearing interest calculated at 10.5% per annum. Upon signing of the loan agreement, the disposal of Star Rank was completed on 23 December 2019 and Dream Class ceased control on Star Rank since then.
- (b) The fair value loss of investment properties was mainly related to the Yuen Long Property. For the reason of such loss, please refer to the business and financial review of the Property Business stated above.

附註：

- (a) 於二零一九年三月二十八日，本公司之全資附屬公司Dream Class Limited (「Dream Class」) 及華泰財務國際有限公司、坤達實業投資有限公司、匯金資本投資有限公司以及坤達及匯金之共同董事訂立確認契據，內容有關向坤達出售Star Rank Limited (「Star Rank」，Dream Class之全資附屬公司，持有英華房地產16.67%股權) 之付款及完成安排。華泰與匯金(持有英華房地產83.33%股權) 簽訂貸款協議，以向匯金提供一筆金額相當於尚未支付代價人民幣21,693,205元的兩年期貸款，按年利率10.5%計息。於簽署貸款協議後，Star Rank出售事項於二零一九年十二月二十三日完成，此後，Dream Class不再對Star Rank擁有控制權。
- (b) 投資物業的公平值虧損主要與元朗物業有關。有關該虧損的原因，請參閱上述物業業務的業務和財務回顧。

# Management Discussion and Analysis

## 管理層討論及分析

- (c) For the Year 2019, the Group recognized a gain in respect of its loan to Estate Summit Limited, a joint venture of the Group.
- (d) The change in fair value of financial assets at FVTPL consisted of the fair value loss of securities traded in the Stock Exchange of approximately HK\$32.5 million (Year 2019: HK\$15.2 million) and the fair value loss of financial derivative derived from Yinghua of approximately HK\$6.7million for Year 2019.

- (c) 於二零一九年度，本集團就其給予本集團合營公司Estate Summit Limited之貸款確認收益。
- (d) 於二零一九年度，透過損益按公平值列賬之金融資產之公平值變動包括於聯交所買賣之證券之公平值虧損約32,500,000港元(二零一九年度：15,200,000港元)及英華房地產產生之金融衍生工具之公平值虧損約6,700,000港元。

## LIQUIDITY, CAPITAL RESOURCES AND CAPITAL STRUCTURE

The following table sets out the Group's current ratio, quick ratio and gearing ratio as at 31 December 2020 and 31 December 2019:

		Notes 附註	As at 31 December 2020 於二零二零年 十二月三十一日 HK\$ 港元	As at 31 December 2019 於二零一九年 十二月三十一日 HK\$ 港元
Current ratio	流動比率	(a)	2.6	2.6
Quick ratio	速動比率	(b)	1.9	2.3
Gearing ratio	資產負債比率	(c)	18.1	18.5

Notes:

- (a) Current ratio is calculated by dividing total current assets by total current liabilities as at the end of respective year.
- (b) Quick ratio is calculated by dividing total current assets less inventories and properties under development for sale by total current liabilities as at the end of respective year.
- (c) Gearing ratio is calculated by dividing total borrowings by total equity as at the end of respective year and then multiplying it by 100%. Total borrowings include: (i) the amount due to a related company, (ii) bank borrowings, (iii) the amount due to a non-controlling shareholder of a subsidiary; and (iv) lease liabilities.

## 流動資金、資本資源及資本架構

下表載列本集團於二零二零年十二月三十一日及二零一九年十二月三十一日的流動比率、速動比率及資產負債比率：

附註：

- (a) 流動比率乃根據各年度終結時的總流動資產除以總流動負債計算。
- (b) 速動比率乃根據各年度終結時的總流動資產減存貨及待售發展中物業除以總流動負債計算。
- (c) 資產負債比率乃根據各年度終結時的借款總額除以權益總額再乘以100%計算。借款總額包括：(i)應付一家關連公司款項；(ii)銀行借款；(iii)應付一家附屬公司一名非控股股東款項；及(iv)租賃負債。

## Management Discussion and Analysis 管理層討論及分析

As at 31 December 2020, the Group had short-term bank deposits and cash and cash equivalents of approximately HK\$228.9 million (31 December 2019: approximately HK\$232.2 million) and total borrowings of approximately HK\$150.2 million (31 December 2019: approximately HK\$164.0 million).

Total borrowings included: (i) the amount due to a related company; (ii) bank borrowings; (iii) the amount due to a non-controlling shareholder of a subsidiary; and (iv) lease liabilities. The amount due to a related company was unsecured, payable after five years and carried interests at fixed-interest rates ranging from 18%-20% per annum. Secured bank borrowings were payable within two years and carried interest at the Hong Kong Inter-bank Offered Rate plus 1.25% to 2.5% per annum. The amount due to a non-controlling shareholder of a subsidiary was unsecured, interest-free and repayable on demand. Lease liabilities carried incremental borrowing rates ranging from 4.4% to 5.4% per annum.

All borrowings were denominated in Hong Kong dollars and RMB and the majority of cash and cash equivalents was denominated in RMB, Hong Kong dollars and U.S. dollars.

The current ratio and quick ratio indicated an ample cash flow and a stable liquidity position as at 31 December 2020. The gearing ratio of the Group decreased from 18.5% to 18.1% as at 31 December 2020, mainly due to the decrease in total borrowings of the Group. The decrease in total borrowings of the Group was mainly attributable to the repayment of term loans from the bank.

The Group generally finances its operation with cash flows generated internally and bank facilities obtained in Hong Kong and the PRC. Taking into account the amount of funds expected to be generated internally and the available banking facilities, the Group will have adequate resources to meet its future capital expenditure and working capital requirements. The Group will continue to implement a prudent policy in managing cash balances, thereby maintaining a strong and healthy liquidity level to capitalize any potential business opportunity.

於二零二零年十二月三十一日，本集團的短期銀行存款以及現金及現金等值約為228,900,000港元（二零一九年十二月三十一日：約232,200,000港元）及借款總額約為150,200,000港元（二零一九年十二月三十一日：約164,000,000港元）。

借款總額包括：(i)應付一家關連公司款項；(ii)銀行借款；(iii)應付一家附屬公司一名非控股股東款項；及(iv)租賃負債。應付一家關連公司款項為無抵押、須於五年後支付，並按介乎18%至20%的固定年利率計息。有抵押銀行借款須於兩年內支付，並按香港銀行同業拆息加1.25%至2.5%之年利率計息。應付一家附屬公司一名非控股股東款項為無抵押、免息及須按要求償還。租賃負債按介乎4.4%至5.4%的增量借款年利率計息。

所有借款均以港元及人民幣計值，而大多數現金及現金等值則以人民幣、港元及美元計值。

於二零二零年十二月三十一日，流動比率及速動比率顯示充足的現金流量及穩定的流動資金狀況。於二零二零年十二月三十一日，本集團的資產負債比率由18.5%下降至18.1%，主要由於本集團借款總額減少所致。本集團借款總額減少的主要原因是償還銀行定期貸款所致。

本集團一般以內部產生之現金流量，以及從香港及中國獲得的銀行融資為業務營運撥資。經計及預期內部產生的資金及可供動用的銀行融資，本集團將具備充裕資源應付未來資本開支及營運資金需求。本集團將秉承其審慎理財政策以管理現金結餘，從而維持穩健的流動資金，以把握任何潛在商機。

# Management Discussion and Analysis

## 管理層討論及分析

### FUTURE OUTLOOK

Looking forward to the year ending 31 December 2021 (the “Year 2021”), it is expected that the Group will be challenged by all sorts of adversities as the global market continues to be shadowed by economic and political uncertainties, including the prolonged trade dispute between the U.S. and the PRC, the increasing unemployment rate, the political unrest in Hong Kong and the COVID-19 pandemic that will continue to cast a negative impact on every business sector of the world. Accordingly, the recovery progress of the global economy is unpredictable. In order to cope with these complicated and difficult situations, the Group will carefully revise the strategy for all its business segments, as well as diversify and expand the businesses in a cautious way.

#### Lending Business

Given the economic uncertainty around the globe and the keen market competition, the Group will take calculated risks when expanding the loan portfolio for the Lending Business. The Group will continue to equip the operational function of the online money lending platform with more fin-tech elements, identify new customers and allocate more financial resources to expand the business scale by enlarging the loan portfolio. Meanwhile, due to the deteriorated economic environment caused by COVID-19, the Group will continue to carefully review its credit system to cope with the rapidly changing market.

#### Manufacturing and Sales Business and Trading Business

Year 2021 will continue to be an extremely challenging year, especially for the Manufacturing and Sales Business of printing products. The political and economic tensions between the PRC and other countries, such as the United States and Australia, will further intensify the economic uncertainty which may negatively affect the demand for and supply of China-made products and further shift the sales orders from the PRC to other Asian countries. The impact will continue affecting the financial performance of the Group, and is expected to persist in Year 2021. In addition, the effectiveness of viable vaccines for COVID-19 is still uncertain and the possibility of further waves of outbreak in any country may further slow the recovery of the global economy. Furthermore, the rapid and continuous increase in material price since the end of Year 2020 will undermine the profit margin of the business. Accordingly, it will not be easy for the Group to deliver the annual budget target set for Year 2021.

### 未來展望

展望截至二零二一年十二月三十一日止年度（「二零二一年度」），由於全球市場依然籠罩在經濟及政治不明朗因素之下，包括中美之間的長期貿易糾紛、失業率上升、香港政治動盪及COVID-19疫情，預期本集團將面對各種不利因素的挑戰，而全球各行各業也將繼續承受負面影響。因此，全球經濟復甦進程難以預測。為應付該等複雜及困難的情況，本集團將審慎修訂旗下所有業務分類的策略，以審慎方式將業務多元化發展及擴充業務。

#### 放貸業務

鑑於全球經濟不明朗及市場競爭激烈，本集團在擴大放貸業務的貸款組合時將承受預期中的風險。本集團將繼續為網上放貸平台的營運功能引入更多金融科技元素，並物色新客戶及分配更多財務資源，以透過擴大貸款組合擴充業務規模。同時，由於COVID-19導致經濟環境惡化，本集團將繼續審慎檢討本身的信貸系統，以應付瞬息萬變的市場。

#### 製造及銷售業務以及貿易業務

二零二一年度仍將是極具挑戰的一年，其中尤以印刷產品製造及銷售業務為甚。中國與其他國家（如美國及澳洲）之間的政治及經濟緊張局勢將進一步加劇經濟的不明朗情況，繼而可能對中國製產品的需求及供應造成負面影響，並進一步使銷售訂單由中國轉移至其他亞洲國家。有關情況將繼續影響本集團的財務表現，並預期於二零二一年度持續。此外，目前仍無法確定COVID-19可行疫苗的效力，如任何國家爆發新一波疫情，可能會進一步拖慢全球經濟的復甦步伐。此外，自二零二零年年底以來，原料價格持續急升，因而會削弱業務的利潤率。因此，本集團不易達成二零二一年的年度預算目標。

## Management Discussion and Analysis 管理層討論及分析

All of the above factors will negatively affect both export and domestic sales of this business segment to varying extents. As a result, the Group will carefully revise its sales strategy in the expansion of these market segments and spare sufficient cash flow to cope with any sudden or prolonged adverse situation beyond its expectation. The Group will also continue to acquire new printing machines and ancillary equipment for the expanded production line to increase the production efficiency and lower the defect rate in production activities in a cautious way. Besides, certain portions of the factories will be renovated and the automation of certain manufacturing processes will be enhanced to boost the overall efficiency of the factories.

Quality management and enhancement and credit control on receivables will continue to be the top priorities of the Manufacturing and Sales Business in Year 2021. The Group will further enhance the total quality management of all levels by setting more task groups for different improvement areas and the Chung Tai Academy platform has been established in Year 2020 to promote the learning atmosphere within the Group. Meanwhile, the Group will continue to spare dedicated resources to expand the luxury packaging and paper product segment which enjoys a higher profit margin. Although the uncertainty of the global economy is expected to persist in Year 2021, the Group will take this opportunity to diversify into the target market sectors with tightened and prudent control on operating costs.

In addition, to cope with the challenges experienced by the printing industry and to maintain the profitability of this segment, the Group will continue to step up its efforts on the following aspects: (i) efficiency and effectiveness enhancement by streamlining the production process of its factories to reduce operation and production wastage; (ii) talent recruitment, provision of value-added services and continuous upgrade of its technology infrastructure; (iii) procurement of alternative materials, verification of their quality and negotiation with vendors for more favourable terms; (iv) market expansion to cover high value products and explore any long term cooperation or joint venture opportunities with other industry players to extend the production capacity of the factories; and (v) allocation of more resources to facilities upgrade and recruitment of skilled labours to meet the varied requirements of clients. All the strategies adopted by the Group will further equip it with strength and core competence to tackle unknown challenges in the coming years.

For the Trading Business, the Group will continue to spare more resources to expand and develop the sales team in Hong Kong and the PRC so as to broaden the clientele and optimize the product mix.

上述所有因素將對是項業務分類的外銷及內銷造成不同程度的負面影響。因此，本集團將認真修訂其銷售策略，以擴大該等市場分類，並預留充裕的現金流量，以應付任何意料之外的突發或長期不利情況。本集團亦將繼續為擴充生產線購置新印刷機及配套設備，以審慎方式提高生產效率及降低生產活動中的不良比率。此外，工廠的若干部分將進行翻新，並加強若干生產工序的自動化進程，以提升工廠的整體效率。

於二零二一年度，製造及銷售業務將繼續以質量的管理及改善以及應收款項的信貸控制為首要工作。本集團將進一步針對不同的改善範疇設立多個工作小組，將全面質量管理提升至所有層面，並已於二零二零年度建立中大學院 (Chung Tai Academy) 平台，以促進本集團內部的學習氣氛。同時，本集團將繼續預留特定資源以擴展利潤率較高的豪華包裝及紙類產品分類。儘管全球經濟的不明朗情況預期將於二零二一年度持續，本集團將藉此機會開拓目標市場領域，並嚴格及審慎控制經營成本。

此外，為應付印刷行業所面對的挑戰及維持該分類的盈利能力，本集團將繼續加強以下各方面的工作：(i) 透過精簡工廠的生產流程提升效率及效益，以減少營運及生產導致的浪費情況；(ii) 招聘人才、提供增值服務及持續提升技術基礎設施；(iii) 採購替代材料、核實其質量及與賣方磋商更有利的條款；(iv) 擴大市場以涵蓋高價值產品，並探討與其他行業參與者作長期合作或合營的機會，從而擴大工廠的產能；及(v) 分配更多資源用於提升設施及招聘熟練技工，以滿足客戶各種需求。本集團採納的所有策略將進一步鞏固其在未來數年應付未知挑戰的實力及核心競爭力。

在貿易業務方面，本集團將繼續撥出更多資源，以擴大及發展香港及中國的銷售團隊，從而擴大客戶及優化產品組合。

# Management Discussion and Analysis

## 管理層討論及分析

### Music and Entertainment Business

The persistence of COVID-19 will continue to post a negative impact on the Music and Entertainment Business in Year 2021. The Group will allocate more financial resources to expand the music licensing business by acquisition or via licensing of existing catalogues from other song master owners. In Year 2019, the Group was contracted to produce a famous overseas talent show by working with independent parties to film the show in the Greater Bay Area of the PRC. Although promotional activities of this TV show have been delayed by COVID-19, the Group, together with the independent parties mentioned above, will resume the production of the show when the pandemic subsides. The contract period has been further extended for 1 year. Meanwhile, the Group will continue to devote financial resources to produce and release physical albums and, if appropriate, invest in potential projects in the PRC and overseas.

### Property Business

In respect of the property development business, apart from the possible disposal or development of the commercial land parcels held by Zhongqing in Qingyuan as mentioned in the business and financial review section of the Property Business above, the construction work of the first industrial building in the biomedical industry park held by Zhongda Qingyuan is expected to be completed by the end of April 2021. The Group intends to submit the construction plan of gross floor area of approximately 100,000 sqm to the local government for approval in the second quarter of Year 2021, and the construction work is expected to be commenced by the end of Year 2021. The management of the Group is currently reviewing the design of the industry park and the target 100,000 sqm. Meanwhile, the Group will allocate more financial resources in the sales and marketing of the industry park for the potential buyers and tenants. Meanwhile, the Group is also actively seeking cooperation opportunities with third parties to co-develop or invest in the industrial park as planned.

In respect of the property investment business, the Group completed the renovation of mini-storage spaces on the ground floor and 1st floor of the Fanling Building, and is pending approval from relevant government authorities, which is expected to be further delayed due to COVID-19. The Group will allocate more marketing resources to promote the mini-storage business and facilitate a rebound of the decreased occupancy rate.

### 音樂及娛樂業務

COVID-19將持續對二零二一年度的音樂及娛樂業務造成負面影響。本集團將增撥財務資源，透過向其他歌曲母帶擁有人收購或授出現有曲目的數碼發行權以擴展音樂作品特許業務。於二零一九年度，本集團與獨立方訂立合約，合作製作海外知名選秀節目，並在中國大灣區拍攝有關節目。儘管該電視節目的宣傳活動因COVID-19而延遲，本集團連同上述獨立方將於疫情消退後恢復節目製作。合約期已進一步延長一年。同時，本集團將繼續投入財務資源製作及發行實體唱片，並在適用情況下投資於中國及海外之潛在項目。

### 物業業務

在物業發展業務方面，除上文物業業務的業務及財務回顧一節所述可能出售或發展中清於清遠持有的商業地塊外，中大清遠持有的生物醫藥產業園內首幢工業大廈的建築工程預期將於二零二一年四月底前完成。本集團擬於二零二一年度第二季向當地政府提交建築面積約100,000平方米的施工計劃以供審批，而建築工程預期將於二零二一年度年底前動工。本集團管理層目前正審視產業園的設計，目標面積為100,000平方米。同時，本集團將分配更多財務資源，用於向潛在買家及租戶銷售及推銷產業園，而本集團亦正積極尋求與第三方合作的機會，以按計劃共同開發或投資產業園。

在物業投資業務方面，本集團已完成粉嶺大廈地下及一樓迷你倉的翻新工程，並有待相關政府機關批准，惟預期將因COVID-19而進一步延遲。本集團將分配更多營銷資源以推廣迷你倉業務及挽回已告下降的出租率。

# Management Discussion and Analysis

## 管理層討論及分析

### Securities Trading Business

The Group expects the fair value of equity securities listed in Hong Kong may keep fluctuating in the foreseeable future due to the volatile global economy. In light of this, the Group will closely monitor the general market and market data related to prospective investees before committing to any securities investment, and will pay attention to the performance of the investments after purchasing as well as make necessary adjustment to the investment strategy in a cautious manner so as to alleviate the impact of extreme market swings.

### FOREIGN EXCHANGE RISK

The Group's sales and purchases were mainly denominated in Renminbi, Hong Kong dollars and U.S. dollars. Except for RMB, there was no significant fluctuation in the exchange rate of Hong Kong dollars and U.S. dollars during the Year. The management will closely monitor the foreign exchange rate risk of RMB and identify the significant adverse impact (if any) on the Group's operations in the PRC. The Group did not use any financial instrument for hedging purpose during the Year and it did not have any outstanding hedging instrument as at 31 December 2020. The Group will consider using appropriate hedging solutions when necessary.

### CAPITAL EXPENDITURE

During the Year, capital expenditure of the Group for property, plant and equipment and properties under development for sales amounted to approximately HK\$48.3 million (Year 2019: approximately HK\$66.7 million) and approximately HK\$4.6 million (Year 2019: Nil) respectively. The capital expenditure for the Year was mainly attributable to the acquisition of machineries for production in the PRC, the renovation work of a factory in Shenzhen and the construction work conducted on the industrial park in Qingyuan City, the PRC.

### CAPITAL COMMITMENTS

As at 31 December 2020, the Group had capital commitments of approximately HK\$2.5 million (31 December 2019: approximately HK\$20.3 million) which had been contracted for but had not been provided for in the financial statements for the acquisition of property, plant and equipment. The Group did not have any capital commitment for the acquisition of property, plant and equipment that had been authorised but not contracted for in both reporting periods. The Group expects to finance the capital commitments by internal resources.

### 證券買賣業務

本集團預期，由於全球經濟動盪，於香港上市之股本證券之公平值於可見將來可能持續波動。有鑑於此，在承諾進行任何證券投資前，本集團將密切監察與潛在被投資方有關的市場概況及市場數據，並將於購入後關注投資表現以及以審慎方式對投資策略作出必要調整，以紓緩極端市場波動的影響。

### 外匯風險

本集團之買賣主要以人民幣、港元及美元列值。除人民幣外，港元兌美元之匯率於本年度並無重大波動。管理層將密切監察人民幣之匯率風險，並識別其對本集團中國業務可能造成之重大不利影響（如有）。於本年度，本集團並無使用任何金融工具作對沖用途，於二零二零年十二月三十一日亦無任何尚未平倉之對沖工具。本集團將考慮按需要採用合適對沖方案。

### 資本開支

於本年度，本集團物業、廠房及設備以及待售發展中物業之資本開支分別約為48,300,000港元（二零一九年度：約66,700,000港元）及約4,600,000港元（二零一九年度：零）。本年度的資本開支主要來自購置中國生產業務所用之機器、深圳一間工廠的翻新工程及中國清遠工業園區的施工工程。

### 資本承擔

於二零二零年十二月三十一日，本集團就購置物業、廠房及設備之已訂約但未在財務報表撥備之資本承擔約為2,500,000港元（二零一九年十二月三十一日：約20,300,000港元）。本集團於兩個報告期間均無就已獲授權但未訂約之物業、廠房及設備購置作出任何資本承擔。本集團預期將以內部資源撥付資本承擔。

# Management Discussion and Analysis

## 管理層討論及分析

### CONTINGENT LIABILITIES

The Group did not have any material contingent liabilities as at 31 December 2020 and 2019.

### PLEDGE OF ASSETS

As at 31 December 2020, the Group had pledged leasehold building and investment properties with an aggregate carrying value of approximately HK\$205.4 million (31 December 2019: approximately HK\$217.0 million) to secure the mortgage loan of certain investment properties and general banking facilities granted to the Group. Save as aforesaid, no other assets were pledged by the Group as at 31 December 2020.

### SHARE CAPITAL AND CAPITAL STRUCTURE

There was no change in the share capital and capital structure of the Company during the Year.

### HUMAN RESOURCES

As at 31 December 2020, the Group had approximately 1,460 full-time employees (31 December 2019: approximately 1,520). Total staff costs (including Directors' remuneration) for the Year were approximately HK\$155.2 million (Year 2019: approximately HK\$162.4 million).

The remuneration schemes of the Group are generally structured with reference to market conditions and the qualifications of the employees, and the reward packages, including discretionary bonus, for staff members are generally reviewed on an annual basis according to the performance of the Group and respective staff members. Apart from salary payment and contributions to retirement benefit schemes, other staff benefits include participation in share option scheme and medical insurance for eligible employees. In-house and external training programmes are also provided as and when required.

### EVENTS AFTER REPORTING PERIOD

There was no significant event affecting the Group that had occurred since the end of the Year.

### 或然負債

於二零二零年及二零一九年十二月三十一日，本集團並無任何重大或然負債。

### 資產質押

於二零二零年十二月三十一日，本集團已將賬面總值約205,400,000港元（二零一九年十二月三十一日：約217,000,000港元）之租賃樓宇及投資物業質押，以作為本集團獲授之若干投資物業之按揭貸款及一般銀行融資之擔保。除上述者外，本集團於二零二零年十二月三十一日概無質押其他資產。

### 股本及股本架構

本公司之股本及股本架構於本年度內並無任何變動。

### 人力資源

於二零二零年十二月三十一日，本集團共有約1,460名全職僱員（二零一九年十二月三十一日：約1,520名）。於本年度，員工總成本（包括董事薪酬）約155,200,000港元（二零一九年度：約162,400,000港元）。

本集團薪酬待遇一般是參照市況及僱員資歷而釐定，而員工之待遇（包括酌情花紅）通常每年按照員工表現及本集團業績進行檢討。除薪金及退休福利計劃供款外，其他員工福利包括讓合資格僱員參與購股權計劃及為彼等投購醫療保險。本集團亦按需要提供內部及外界培訓計劃。

### 報告期後事項

於本年度末以來並無發生會影響本集團的重大事項。



# Corporate Governance Report

## 企業管治報告

The Board (the “Board”) of directors (the “Directors”) of Newway Group Holdings Limited (the “Company”, together with its subsidiaries, the “Group”) is pleased to present this Corporate Governance Report in the annual report of the Company for the year ended 31 December 2020 (the “Year”).

The Company acknowledges the important roles of the Board in providing effective leadership and direction to the Company's business and ensuring transparency and accountability of the Company operations. The Board recognises that good corporate governance practices are vital to maintain and promote shareholder value and investor confidence and has adopted the code provisions as set out in the Corporate Governance Code (the “CG Code”) contained in Appendix 14 to the Rules Governing the Listing of Securities on the Stock Exchange (“Listing Rules”). The Company is committed to enhancing and reviewing its corporate governance practices from time to time to ensure that they align with the latest development of the Group.

In the opinion of the Board, save for the deviations disclosed in this Corporate Governance Report, the Company has applied the principles of and complied with the code provisions set out in the CG Code throughout the Year.

## THE BOARD

### Responsibilities

The overall management of the Company's business is vested in the Board, which assumes responsibility for leadership and control of the Company and is responsible for promoting the success of the Company by directing and supervising its affairs. All Directors take decisions objectively in the interests of the Company and in the attainment of the objective of creating value to the shareholders of the Company. Every Director carries out his duty in good faith in compliance with the standards of applicable laws and regulations and acts in the interests of the Company and its shareholders as a whole at all times.

### Board Composition

The Board comprises eight members during the Year and as at the date of this Corporate Governance Report, which include two executive Directors, three non-executive Directors and three independent non-executive Directors. The composition of the Board has a balance of expertise, skills and experience necessary for independent decision-making.

Newway Group Holdings Limited 中星集團控股有限公司\* (「本公司」，連同其附屬公司，統稱「本集團」) 董事(「董事」)會(「董事會」)欣然在本公司截至二零二零年十二月三十一日止年度(「本年度」)之年報內呈列本企業管治報告。

本公司知悉董事會在為本公司業務提供有效領導及指引，以及確保本公司運作之透明度及問責制方面扮演重要角色。董事會認同良好之企業管治常規對保持及提高股東價值及投資者信心十分重要，並已採納聯交所證券上市規則(「上市規則」)附錄十四所載企業管治守則(「企業管治守則」)所載之守則條文。本公司致力於提升其企業管治常規，並不時作出檢討，以確保其配合本集團之最新發展。

董事會認為，除本企業管治報告所披露之偏離外，本公司於本年度已應用企業管治守則之原則並遵守企業管治守則所載之守則條文。

## 董事會

### 責任

董事會負責本公司之整體業務管理，負責帶領及掌管本公司，並肩負領導及監督本公司業務以推動本公司成功之責任。全體董事基於本公司利益及達致為本公司股東創造價值之目標，客觀地作出決定。各董事按照適用法律及法規之準則，秉誠執行職責，並時刻以本公司及其股東之整體利益行事。

### 董事會組成

董事會於本年度及於本企業管治報告日期共有八名成員，包括兩名執行董事、三名非執行董事及三名獨立非執行董事，董事會的組成體現專長、技能及經驗之均衡，使董事會得以作出獨立決策。

\* 僅供識別

# Corporate Governance Report

## 企業管治報告

### THE BOARD (Continued)

#### Board Composition (Continued)

The Board comprises the following Directors during the Year and up to the date of this Corporate Governance Report:

#### Executive Directors:

Mr. SUEK Ka Lun, Ernie (*Chairman*)  
Mr. SUEK Chai Hong (*Chief Executive Officer*)

#### Non-executive Directors:

Dr. NG Wai Kwan  
Mr. CHAN Kwing Choi, Warren  
Mr. WONG Sun Fat

#### Independent non-executive Directors:

Mr. LEE Kwok Wan  
Mr. LAI Sai Wo, Ricky  
Mr. CHU Gun Pui

#### Alternate Director:

Mr. LAU Kam Cheong (*alternate Director to Dr. NG Wai Kwan*)

The audit committee of the Board (the "Audit Committee") comprises the following members during the Year and up to the date of this Corporate Governance Report:

Mr. LEE Kwok Wan (*chairman*)  
Mr. WONG Sun Fat  
Mr. LAI Sai Wo, Ricky

### 董事會 (續)

#### 董事會組成 (續)

於本年度及直至本企業管治報告日期，董事會由以下董事組成：

#### 執行董事：

薛嘉麟先生 (*主席*)  
薛濟匡先生 (*行政總裁*)

#### 非執行董事：

吳惠群博士  
陳焯材先生  
黃新發先生

#### 獨立非執行董事：

李國雲先生  
賴世和先生  
朱瑾沛先生

#### 替任董事：

劉錦昌先生 (*吳惠群博士之替任董事*)

於本年度及直至本企業管治報告日期，董事會審核委員會（「審核委員會」）由下列成員組成：

李國雲先生 (*主席*)  
黃新發先生  
賴世和先生

# Corporate Governance Report

## 企業管治報告

### THE BOARD (Continued)

#### Board Composition (Continued)

The remuneration committee of the Board (the “Remuneration Committee”) comprises the following members during the Year and up to the date of this Corporate Governance Report:

Mr. LEE Kwok Wan (*chairman*)  
Mr. WONG Sun Fat  
Mr. LAI Sai Wo, Ricky

The names of the Directors on the relevant dates are disclosed in all corporate communications issued by the Company pursuant to the Listing Rules.

Mr. SUEK Chai Hong, the chief executive officer of the Company (the “Chief Executive Officer”), is the uncle of Mr. SUEK Ka Lun, Ernie, the chairman of the Company (the “Chairman”). The detailed relationships among members of the Board are disclosed under the section headed “Biographical Details of Directors” on pages 45 to 49.

During the Year, the Board has at all times met the requirements of the Listing Rules relating to (i) the appointment of at least three independent non-executive Directors with at least one independent non-executive Director possessing appropriate professional qualifications, or accounting or related financial management expertise; and (ii) the appointment of independent non-executive Directors representing at least one-third of the Board.

### 董事會 (續)

#### 董事會組成 (續)

於本年度及直至本企業管治報告日期，董事會薪酬委員會（「薪酬委員會」）由下列成員組成：

李國雲先生 (*主席*)  
黃新發先生  
賴世和先生

根據上市規則，於相關日期之董事姓名在本公司刊發之所有公司通訊中均有披露。

本公司行政總裁（「行政總裁」）薛濟匡先生為本公司主席（「主席」）薛嘉麟先生之叔父。董事會各成員間之關係已在第45頁至第49頁之「董事之簡歷」一節中詳細披露。

於本年度，董事會一直符合上市規則之規定，包括：(i)委任最少三名獨立非執行董事，而當中最少一名獨立非執行董事具備恰當專業資歷或會計或相關財務管理專長；及(ii)委任佔董事會最少三分之一之獨立非執行董事。

# Corporate Governance Report

## 企業管治報告

### THE BOARD (Continued)

#### Board Composition (Continued)

The Company has received written annual confirmation from each existing independent non-executive Director of his independence pursuant to the requirements of the Listing Rules. The Company considers all existing independent non-executive Directors to be independent in accordance with the independence guidelines set out in the Listing Rules.

The non-executive Directors bring a wide range of business and financial expertise and experiences to the Board. Through participation in Board meetings and serving on Board committees, all non-executive Directors make various contributions to the effective direction of the Company.

#### Chairman and Chief Executive Officer

The positions of Chairman and Chief Executive Officer are held by different persons in order to preserve independence and a balanced judgement of views. The Chairman, Mr. SUEK Ka Lun, Ernie, is primarily responsible for ensuring that good corporate governance practices and procedures are established.

The Chairman has encouraged all Directors to make a full and active contribution to the Board's affairs and take the lead to ensure that it acts in the best interests of the Company. Directors with different views are encouraged to voice their concerns and they are allowed sufficient time to discuss issues in meetings to ensure that Board decisions fairly reflect Board consensus.

During the Year, the Chairman has held meetings with the independent non-executive Directors without the executive Directors present. The Chairman has ensured that appropriate steps are taken to provide effective communication with shareholders of the Company and that their views are communicated to the Board as a whole.

The Chairman has promoted a culture of openness and debate by facilitating the effective contribution of non-executive Directors in particular and ensuring constructive relations between the executive and non-executive Directors.

### 董事會 (續)

#### 董事會組成 (續)

本公司已接獲各在任獨立非執行董事根據上市規則之規定每年就本身獨立性而發出之書面確認。根據上市規則所載之獨立性指引，本公司認為全體在任獨立非執行董事均屬獨立人士。

非執行董事為董事會注入廣泛之業務及財務專業知識及經驗。透過參與董事會會議及擔任董事會委員會成員，全體非執行董事對有效領導本公司方面貢獻良多。

#### 主席及行政總裁

主席及行政總裁之職務分別由不同人士擔任，以便保持獨立性及於作出判斷時有持平的意見。主席薛嘉麟先生負責主要負責確保公司制定良好的企業管治常規及程序。

主席鼓勵所有董事全力投入董事會事務並以身作則，確保董事會行事符合本公司最佳利益。主席鼓勵持不同意見的董事均表達出本身關注的事宜，彼等於會上有充足時間討論有關事宜，以及確保董事會的決定能公正反映董事會的共識。

主席於年內已與獨立非執行董事舉行超過一次並無執行董事出席的會議。主席應確保採取適當步驟保持與股東有效聯繫，以及確保本公司股東的意見可傳達整個董事會。

主席也提倡公開、積極討論的文化，促進董事（特別是非執行董事）對董事會作出有效貢獻，並確保執行董事與非執行董事之間維持建設性的關係。

# Corporate Governance Report

## 企業管治報告

### THE BOARD (Continued)

#### Chairman and Chief Executive Officer (Continued)

The Chief Executive Officer, Mr. SUEK Chai Hong, is responsible for running the Company's businesses and developing and implementing the Group's strategic plans and business goals.

Despite that the Chief Executive Officer and the Chairman are uncle and nephew, they consider issues and make decisions independently.

#### Appointment and Re-election of Directors

Each of the existing non-executive Directors and independent non-executive Directors has signed a letter of appointment with the Company. Mr. LEE Kwok Wan was appointed for a term of three years from 5 April 2019 to 4 April 2022, Mr. LAI Sai Wo, Ricky was appointed for a term of three years from 19 April 2020 to 18 April 2022, and Mr. CHU Gun Pui was appointed for a term of three years from 23 June 2020 to 22 June 2022. Save for the above, all other non-executive Directors have a term of appointment which commenced from 1 April 2019 and will continue for a period of three years until 31 March 2022. The term of appointment of each Director is subject to retirement by rotation and re-election in accordance with the Company's bye-laws (the "Bye-laws") and the Listing Rules and the terms and conditions of their respective letters of appointment.

The procedures and process of appointment, re-election and removal of Directors are laid down in the Bye-laws and the nomination policy adopted by the Company in December 2018. Please refer to the paragraph headed "Nomination of Directors" below for further details of the nomination policy of the Company.

### 董事會 (續)

#### 主席及行政總裁 (續)

行政總裁薛濟匡先生負責本公司業務之運作，制訂及執行本集團之策略計劃及落實業務目標。

儘管行政總裁與主席為叔姪關係，但彼等均能獨立考慮各事宜並作出決定。

#### 委任及重選董事

各在任非執行董事及獨立非執行董事已與本公司簽訂委任書。李國雲先生之任期由二零一九年四月五日起至二零二二年四月四日止為期三年，賴世和先生之任期由二零二零年四月十九日起至二零二二年四月十八日止為期三年，而朱瑾沛先生之任期由二零二零年六月二十三日起至二零二二年六月二十二日止為期三年。除上述者外，所有其他非執行董事之任期均由二零一九年四月一日起至二零二二年三月三十一日止為期三年。各董事之任期均須按照本公司之公司細則（「細則」）、上市規則以及各委任書之條款及條件輪值退任及重選。

董事的委任、重選及罷免程序及流程均載於細則及本公司於二零一八年十二月採納的提名政策。有關本公司的提名政策之進一步詳情，請參閱下文「提名董事」一段。

# Corporate Governance Report

## 企業管治報告

### THE BOARD (Continued)

#### Induction and Continuing Development for Directors

The Directors are encouraged to attend external seminars and training programmes at the Company's expense to update themselves with the legal and regulatory developments and the business and market changes to facilitate the discharge of their responsibilities. Briefings and professional development trainings will be arranged for the Directors whenever necessary.

#### Professional Training for Directors

Each of the existing Directors, namely Mr. SUEK Ka Lun, Ernie, Mr. SUEK Chai Hong, Dr. NG Wai Kwan, Mr. CHAN Kwing Choi, Warren, Mr. WONG Sun Fat, Mr. LEE Kwok Wan, Mr. LAI Sai Wo, Ricky, Mr. CHU Gun Pui and Mr. LAU Kam Cheong confirmed to the Company that he had complied with provision A.6.5 of the CG Code during the Year by reading all materials provided by the company secretary of the Company (the "Company Secretary") and/or attending trainings on the topics relating to the updates on the new requirements under the Listing Rules launched by professional parties.

#### Company Secretary

Ms. CHEUNG Yuk Shan joined the Group as the Company Secretary since 23 August 2010. Acting as the Company Secretary, Ms. CHEUNG Yuk Shan reports to the Board and is responsible for advising the Board on corporate governance matters. She has taken not less than 15 hours of relevant professional training during the Year in compliance with Rule 3.29 of the Listing Rules.

#### Board Meetings, Board Committee Meetings and General Meetings

##### *Board practices and conduct of meetings*

Notices of regular Board meetings were served to all Directors at least 14 days before the meetings during the Year. For other Board and committee meetings, reasonable notices were given. All Directors were given an opportunity to included matters in the agenda for discussion.

### 董事會 (續)

#### 董事之就職及持續發展

本公司亦鼓勵董事出席坊間研討會及培訓課程，以獲悉最新之法律及法規發展情況，以及業務及市場變化，協助其履行職責，一切費用由本公司支付。本公司亦會於有需要時為董事安排簡介及專業發展培訓。

#### 董事專業培訓

各在任董事，即薛嘉麟先生、薛濟匡先生、吳惠群博士、陳焯材先生、黃新發先生、李國雲先生、賴世和先生、朱瑾沛先生及劉錦昌先生均向本公司確認，彼等於本年度已閱覽本公司之公司秘書（「公司秘書」）提供之所有資料，及／或出席由專業團體所舉辦、題目與上市規則新規定之更新有關的培訓，故已遵守企業管治守則第A.6.5條條文。

#### 公司秘書

張玉珊小姐自二零一零年八月二十三日起加入本集團出任公司秘書。作為公司秘書，張玉珊小姐向董事會匯報，負責就企業管治事宜向董事會提供意見。彼已根據上市規則第3.29條於本年度接受不少於15個小時之相關專業培訓。

#### 董事會會議、董事委員會會議及股東大會

##### *董事會會議常規及程序*

於本年度召開之定期董事會會議於至少14天前向全體董事發出通知。至於其他董事會會議及委員會會議，亦已發出合理通知。所有董事均獲機會將議題納入議程以作討論。

# Corporate Governance Report

## 企業管治報告

### THE BOARD (Continued)

#### Board Meetings, Board Committee Meetings and General Meetings (Continued)

##### *Board practices and conduct of meetings (Continued)*

Board papers together with all appropriate, complete and reliable information were sent to all Directors at least three days before each Board meeting or committee meeting during the Year to keep the Directors apprised of the latest development and financial position of the Company and to enable them to make informed decisions. The Board and each Director also had separate and independent access to the senior management whenever necessary.

The Company Secretary is responsible for taking and keeping minutes of all Board meetings and committee meetings. During the Year, draft minutes containing significant detail for any decision and recommendation made during the meetings were normally circulated to the Directors for comment within a reasonable time after each meeting and the final version was open for the Directors' inspection.

The Bye-laws contain provisions, with certain permitted exemptions, requiring Director(s) to abstain from voting and not to be counted in the quorum at meetings for approving transactions in which such Director(s) or any of their respective associates have a material interest.

### 董事會 (續)

#### 董事會會議、董事委員會會議及股東大會 (續)

##### *董事會會議常規及程序 (續)*

董事會文件連同一切適當、完整及可靠之資料已於本年度董事會會議或委員會會議召開之前至少3天寄發予全體董事，以便董事獲悉本公司之最新發展及財政狀況，並在知情情況下作出決定。在有需要時董事會及每名董事，均可個別及自行接觸高級管理人員。

公司秘書負責記錄及保存所有董事會會議及委員會會議之記錄。於本年度，載有任何決定的重大詳情及於會議期間作出的建議之會議記錄初稿一般已於各會議完結後合理時間內分發予董事，以收集董事之意見，最終版本可供董事查閱。

細則載有條文及若干獲准許豁免，規定在批准董事或彼等各自之任何聯繫人擁有重大利益之交易之會議上，有關董事須放棄投票表決，亦不獲計算在有關會議之法定人數內。

# Corporate Governance Report

## 企業管治報告

### THE BOARD (Continued)

#### Board Meetings, Board Committee Meetings and General Meetings (Continued)

##### Directors' attendance records

During the Year, the Board held four meetings, two of which were regular Board meetings for reviewing and approving the financial and operating performance of the Group. The Company did not announce its quarterly results and hence did not consider the holding of quarterly meetings necessary.

The individual attendance record of each Director at the meetings of the Board, the Board committees and at the general meetings of the Company for the Year is set out below:

Name of Directors	Attendance/Number of meetings held during the Year 於本年度出席次數／會議舉行次數					
	Board	Audit Committee	Remuneration Committee	Special General Meeting held on 4 May 2020 於二零二零年五月四日舉行之股東特別大會	Annual General Meeting held on 24 June 2020 於二零二零年六月二十四日舉行之股東週年大會	
董事姓名	董事會	審核委員會	薪酬委員會			
<b>Executive Directors</b>						
– Mr. SUEK Ka Lun, Ernie (Chairman)	執行董事 — 薛嘉麟先生 (主席)	4/4	N/A 不適用	N/A 不適用	1/1	1/1
– Mr. SUEK Chai Hong (Chief Executive Officer)	— 薛濟匡先生 (行政總裁)	4/4	N/A 不適用	N/A 不適用	1/1	1/1
<b>Non-executive Directors</b>	<b>非執行董事</b>					
– Dr. NG Wai Kwan	— 吳惠群博士	4/4	N/A 不適用	N/A 不適用	1/1	1/1
– Mr. CHAN Kwing Choi, Warren	— 陳焯材先生	4/4	N/A 不適用	N/A 不適用	1/1	1/1
– Mr. WONG Sun Fat	— 黃新發先生	4/4	2/2	2/2	1/1	1/1
<b>Independent Non-executive Directors</b>	<b>獨立非執行董事</b>					
– Mr. LEE Kwok Wan	— 李國雲先生	4/4	2/2	2/2	1/1	1/1
– Mr. LAI Sai Wo, Ricky	— 賴世和先生	4/4	2/2	2/2	1/1	1/1
– Mr. CHU Gun Pui	— 朱瑾沛先生	4/4	N/A 不適用	N/A 不適用	1/1	1/1

### 董事會 (續)

#### 董事會會議、董事委員會會議及股東大會 (續)

##### 董事出席記錄

於本年度，董事會曾舉行四次會議，其中兩次為董事會就審閱及批准本集團財務及營運業績所舉行之定期會議。本公司並無公佈季度業績，因此本公司認為並無必要舉行季度會議。

以下所載為各董事於本年度出席本公司董事會會議、董事委員會會議及股東大會之記錄：



# Corporate Governance Report

## 企業管治報告

### THE BOARD (Continued)

#### Model Code for Securities Transactions

The Company has adopted the Model Code for Securities Transactions by Directors of Listed Issuers (the "Model Code") as set out in Appendix 10 to the Listing Rules as the code of conduct regarding Directors' securities transactions.

The Company has made specific enquiry of all Directors and the Directors have confirmed that they have complied with the required standards set out in the Model Code throughout the Year.

The Company has also established written guidelines on terms no less exacting than the Model Code (the "Employees Written Guidelines") for securities transactions by employees who are likely to be in possession of unpublished inside information of the Company.

No incident of non-compliance of the Employees Written Guidelines was noted by the Company during the Year.

### DIRECTORS' INSURANCE

The Company has arranged appropriate liability insurance for Directors and officers of the Group for indemnifying their liabilities arising from corporate activities. The insurance coverage is reviewed on an annual basis.

### DELEGATION

In practice, the Board takes responsibility for decision making in all major matters of the Company including the approval and monitoring of all policy matters, the setting of objectives and overall strategies, internal controls and risk management systems, material transactions (in particular those may involve a conflict of interests), appointment of Directors and other significant financial and operational matters. The day-to-day management, administration and operation of the Company are delegated to the designated officers. The delegated functions and work tasks are periodically reviewed. Approval has to be obtained from the Board before the designated officers enter into any significant transactions and they have the Board's full support in the discharge of their responsibilities.

### 董事會 (續)

#### 證券交易之標準守則

本公司已採納上市規則附錄十所載上市發行人董事進行證券交易的標準守則（「標準守則」），作為有關董事證券交易的行為守則。

本公司已向全體董事作出具體查詢，而董事確認彼等於本年度一直遵守標準守則所載的規定標準。

本公司亦已就有機會管有本公司未經公佈內幕消息之僱員進行之證券交易按不比標準守則寬鬆之條款制訂書面指引（「僱員書面指引」）。

於本年度，本公司並未發現任何違反僱員書面指引之事件。

### 董事保險

本公司已為本集團董事及主管安排適當之責任保險，就彼等因公司活動而引起之責任作出彌償。承保範圍每年進行檢討。

### 權力轉授

實際上，董事會負責本公司一切重要決策，包括批准及監察所有政策事宜、釐定目標及整體策略、內部監控及風險管理系統、重大交易（尤其是可能涉及利益衝突之交易）、委任董事及其他有關財務及營運之重大事項。本公司之日常管理、行政及營運則交由指定高級職員主理。轉授之職能及工作會定期作出檢討。該等高級職員訂立任何重大交易前必須獲得董事會批准，而董事會會全力支持彼等履行職責。

# Corporate Governance Report

## 企業管治報告

### DELEGATION (Continued)

All Directors have full and timely access to all relevant information as well as the advice and services of the Company Secretary, with a view to ensuring that Board procedures and all applicable rules and regulations are followed. Each Director is normally able to seek independent professional advice in appropriate circumstances at the Company's expense, upon making request to the Board.

The Board has established three committees, namely, the Remuneration Committee, the Audit Committee and the investment management committee (the "Investment Management Committee") for overseeing particular aspects of the Company's affairs. All Board committees are established with defined written terms of reference.

### Remuneration Committee

As at the date of this Corporate Governance Report, the Remuneration Committee comprises two independent non-executive Directors, namely Mr. LEE Kwok Wan (chairman) and Mr. LAI Sai Wo, Ricky, and one non-executive Director, namely Mr. WONG Sun Fat, the majority of which was independent non-executive Directors.

The primary functions of the Remuneration Committee include making recommendations on the remuneration policy and structure and remuneration packages of the executive Directors and the senior management. The Remuneration Committee is also responsible for establishing transparent procedures for developing such remuneration policy and structure to ensure that no Director or any of his associates will participate in deciding such Director's remuneration. Remuneration of each Director is determined by reference to the Group's operating results, the duties and responsibilities of the Director within the Company, the performance of the Director and the Company as well as market practice and conditions. The Remuneration Committee shall consult the Chairman and/or the Chief Executive Officer in relation to its proposals relating to the remuneration of the executive Directors and shall have access to professional advice at the Company's expense, if necessary.

### 權力轉授 (續)

全體董事均可隨時取得一切有關資料，以及得到公司秘書之意見及服務，務求確保遵從董事會規程及一切適用規則及規例。在適當情況下，各董事一般可向董事會提出要求尋求獨立專業意見，費用由本公司支付。

董事會已成立三個委員會，分別為薪酬委員會、審核委員會及投資管理委員會（「投資管理委員會」），以監察本公司特定層面之事務。所有董事會委員均以明確的書面形式設定其職權範圍。

### 薪酬委員會

於本企業管治報告日期，薪酬委員會由兩名獨立非執行董事，即李國雲先生（主席）及賴世和先生，以及一名非執行董事，即黃新發先生組成，大部分成員均為獨立非執行董事。

薪酬委員會之首要職責包括就執行董事及高級管理人員之薪酬政策與架構及薪酬方案提供建議。薪酬委員會亦負責建立具透明度之程序以制訂該等薪酬政策與架構，從而確保董事或其任何聯繫人不會參與釐定有關董事之薪酬。每名董事之薪酬乃參考本集團之營運業績、董事於本公司的職責、董事之表現及本公司之業績以及市場慣例及市況釐定。薪酬委員會須就其有關執行董事之薪酬建議徵詢主席及／或行政總裁之意見，並可於有需要時尋求專業意見，費用由本公司支付。

# Corporate Governance Report

## 企業管治報告

### DELEGATION (Continued)

#### Remuneration Committee (Continued)

During the Year, the Remuneration Committee held two meetings to review the remuneration of the existing Directors and senior management and made recommendation to the Board in relation thereto.

The written terms of reference for the Remuneration Committee is posted on the websites of the Company ([www.newwaygroup.com.hk](http://www.newwaygroup.com.hk)) and of the Stock Exchange ([www.hkexnews.hk](http://www.hkexnews.hk)) respectively and are available to shareholders upon request.

#### Investment Management Committee

For the purpose of effective and timely management of the investment matters of the Company, and in order to cope with the Company's business development in the future, a committee of the Board known as the Investment Management Committee was established in March 2014 for identifying, assessing and analysing all investment opportunities for the Group and to make recommendations on acquisition and/or disposal of the Group to the Board from time to time.

The Investment Management Committee comprises four members, namely Mr. SUEK Ka Lun, Ernie (Chairman), Mr. SUEK Chai Hong, Mr. CHAN Kwing Choi, Warren, and Ms. CHEUNG Yuk Shan throughout the Year and up to the date of this Corporate Governance Report, all of whom possess experience and familiarity with financial and investment analysis.

During the Year, the Investment Management Committee held two meetings and all members of the Investment Management Committee attended such meetings.

### 權力轉授 (續)

#### 薪酬委員會 (續)

於本年度，薪酬委員會曾舉行兩次會議，以檢討在任董事及高級管理人員之薪酬，並就有關事項向董事會提供建議。

薪酬委員會之書面職權範圍已分別列載於本公司網站([www.newwaygroup.com.hk](http://www.newwaygroup.com.hk))及聯交所網站([www.hkexnews.hk](http://www.hkexnews.hk))，股東亦可要求索閱。

#### 投資管理委員會

為有效及適時管理本公司之投資事宜，並應對本公司未來業務發展，董事會已於二零一四年三月成立名為投資管理委員會之董事會委員會，為本集團物色、評估及分析所有投資商機，以及不時就本集團的收購及／或出售事宜向董事會提供建議。

於本年度全年及直至本企業管治報告日期，投資管理委員會由四名成員組成，分別為薛嘉麟先生(主席)、薛濟匡先生、陳焯材先生及張玉珊小姐，彼等均具備財務及投資分析經驗及知識。

於本年度，投資管理委員會曾舉行兩次會議，投資管理委員會之全體成員均有出席會議。

# Corporate Governance Report

## 企業管治報告

### NOMINATION OF DIRECTORS

The Board has not established a nomination committee which is in deviation of Provisions A.5.1 to A.5.5 of the CG Code. At present, the Company does not consider it necessary to have a nomination committee as the full Board is responsible for reviewing the structure, size and composition of the Board and the appointment of new Directors from time to time, so as to ensure that it has a balanced composition of candidates appropriate for the requirements of the businesses of the Company. The Board as a whole is also responsible for assessing the independence of the independent non-executive Directors and reviewing the succession plan for the Directors, in particular the chairman of the Board.

Since December 2018, the Company has adopted a nomination policy ("Nomination Policy") for the nomination of directors so as to ensure the Board has the appropriate balance of skills, experience and diversity of perspectives that are required to support the execution of the Company's business strategy and in order for the Board to be effective.

The Board has primary responsibility for identifying suitably qualified candidates to become members of the Board and making recommendations to shareholders of the Company for election as Directors at general meetings or appoint Directors to fill casual vacancies, and in carrying out this responsibility, will give adequate consideration to the Nomination Policy.

According to the Nomination Policy, Board appointments will be made on merit and candidates will be considered against an objective criteria. In assessing the suitability of a proposed Director, the Board will consider the candidate's academic background and qualifications; experience in the industry; character and integrity; willingness and capacity to devote adequate time in the discharge of a director's duties; and will also consider whether the candidate can contribute to the Board a diversity of perspectives, including but not limited to gender, age, cultural and educational background, ethnicity, professional experience, skills, knowledge and length of service.

Any Board member may nominate or invite a candidate for appointment as a Director for consideration. The Board shall evaluate the personal profile of each of the candidates based on the criteria as set out in the Nomination Policy. The Board shall also undertake adequate due diligence in respect of each candidate and make recommendation for the Board's consideration and approval.

### 提名董事

董事會尚未成立提名委員會，此舉偏離企業管治守則第A.5.1條至第A.5.5條條文。目前，由於全體董事會負責不時審閱董事會之架構、人數及組成以及委任新董事之事宜，以確保於配合本公司業務所需之候選人組成方面達致平衡，故本公司認為目前毋須設立提名委員會。全體董事會共同負責評估獨立非執行董事之獨立性及審閱董事（尤其是董事會主席）之繼任計劃。

自二零一八年十二月起，本公司已就提名董事採納提名政策（「提名政策」），以確保董事會成員在技巧、經驗及觀點多樣化方面保持適當的平衡，以支持本公司業務策略的執行及令董事會有效運作。

董事會主要負責物色董事會成員之合適候選人並向本公司股東提出建議，以於股東大會上選出董事或委任董事填補臨時空缺，而於履行此職責時亦將充分考慮提名政策。

根據提名政策，董事會所有委任均以用人唯才為原則，以客觀標準考慮候選人。在評估擬議董事是否適合時，董事會將考慮候選人的學術背景及資格、行業經驗、品格與品德、是否願意及能夠投入足夠的時間履行董事職責，亦將考慮候選人是否可以向董事會提供多元化觀點，包括但不限於性別、年齡、文化及教育背景、種族、專業經驗、技能、知識及服務年限。

任何董事會成員均可提名或邀請候選人擔任董事以供審議。董事會須根據提名政策所載之標準評估每位候選人的個人資料。董事會亦須對每位候選人進行充分之盡職審查，並提出建議以供董事會審議及批准。

# Corporate Governance Report

## 企業管治報告

### CORPORATE GOVERNANCE FUNCTION

The Board has not established a corporate governance committee. Instead, the full Board is responsible for performing the corporate governance function such as developing and reviewing the policies and practices of the Company on corporate governance, reviewing and monitoring the training and continuous professional development of the Directors and senior management, reviewing the policies and practices of the Company on compliance with legal and regulatory requirements and developing and reviewing and monitoring the codes of conduct applicable to employees and Directors. During the Year, the Board reviewed the Company's compliance with the CG Code and the disclosure in this Corporate Governance Report.

### BOARD DIVERSITY

The Board has adopted a board diversity policy since 1 September 2013 (the "Board Diversity Policy"). In assessing the Board composition, the Board would consider various aspects set out in the Board Diversity Policy, including but not limited to gender, age, cultural and educational background, knowledge, professional experience and skills. The ultimate decision will be based on merit and the contribution that the selected candidates may bring to the Board. Despite the Board does not consist of any female members as at the date of this Corporate Governance Report, the Board considers that an appropriate balance of diversity in terms of experience and knowledge of the Board has been maintained.

### ACCOUNTABILITY AND AUDIT

#### Directors' Responsibilities in respect of Financial Statements

The Directors acknowledge their responsibility for preparing the financial statements of the Company for the Year.

The Board is responsible for presenting a balanced, clear and understandable assessment in annual and interim reports, price-sensitive announcements and other disclosures required under the Listing Rules and other regulatory requirements.

### 企業管治職能

董事會並無成立企業管治委員會，惟由全體董事會負責履行企業管治職能，例如制訂及檢討本公司之企業管治政策及常規、檢討及監察董事及高級管理人員之培訓及持續專業發展、檢討本公司遵守法律及監管規定之政策及常規，以及制訂、檢討及監察適用於僱員及董事的行為守則。於本年度，董事會已檢討本公司有關企業管治守則之合規情況及於本企業管治報告中所作之披露。

### 董事會多元化

自二零一三年九月一日起，董事會已採納董事會多元化政策（「董事會多元化政策」）。在評估董事會組成時，董事會會考慮董事會多元化政策所載之不同範疇，包括但不限於性別、年齡、文化及教育背景、知識、專業經驗及技能。最終決定將本着用人唯材，以及候選人可為董事會帶來之貢獻為宗旨。儘管於本企業管治報告日期董事會並無任何女性成員，但董事會認為就經驗及知識而言，董事會多元化維持了適當的平衡。

### 問責性及審計

#### 董事就財務報表須承擔之責任

董事確認彼等負有編製本公司於本年度之財務報表之責任。

董事會負責就年度及中期報告、股價敏感資料公告，以及上市規則與其他監管規定要求之其他披露事項作出中肯、清晰及易於理解之評估。

# Corporate Governance Report 企業管治報告

## ACCOUNTABILITY AND AUDIT (Continued)

### Directors' Responsibilities in respect of Financial Statements (Continued)

The management has provided all Directors with monthly updates containing such explanation and information to the Board so as to enable the Board to make an informed assessment of the financial information put to the Board for approval and the financial position of the Company.

Further explanation as to how the Company generates or preserves value over the longer term and the strategy for delivering the Company's objectives is set out under "Management Discussion and Analysis" from pages 6 to 23 of this report.

### Risk Management and Internal Control

During the Year, the Group complied with Provision C.2 of the CG Code by maintaining appropriate and effective risk management and internal control systems. The management of the Company is responsible for the design, implementation and monitoring of such system while the Board oversees the management in performing its duties on an ongoing basis. Main features of the risk management and internal control systems are described below:

#### Risk Management System

The Group adopts a risk management system which manages the risk associated with its business and operations. The system comprises the following phases:

- Identification: Identify ownership of risks, business objectives and risks that could affect the achievement of objectives;
- Evaluation: Analyse the likelihood and impact of risks and evaluate the risk portfolio accordingly; and
- Management: Consider the risk responses, ensure effective communication to the Board and monitor the residual risks on an on-going basis.

Based on the risk assessments conducted during the Year, no significant risk was identified.

## 問責性及審計 (續)

### 董事就財務報表須承擔之責任 (續)

管理層已向所有董事提供每月更新資料，當中載有向董事會提供的解釋及資料，使董事會得以對提呈予董事會以供批准之財務資料及本公司之財務狀況作出知情評估。

有關本公司如何產生或保留長期價值以及實現本公司目標的策略的進一步闡述載於本報告第6頁至第23頁的「管理層討論及分析」。

### 風險管理及內部監控

於本年度，本集團遵從企業管治守則第C.2條條文，維持適當及高效的風險管理及內部監控系統。本公司管理層負責設計、執行及監督該等系統，而董事會則持續監督管理層履行其職責。風險管理及內部監控系統的主要特點如下：

#### 風險管理系統

本集團採納風險管理系統以管理與其業務及經營有關的風險。該系統包括以下幾個階段：

- 識別：識別風險所屬、業務目標及可能影響達致目標之風險；
- 評估：分析風險的可能性及影響，並相應地評估風險組合；及
- 管理：考慮如何應付風險，確保與董事會有效溝通並按持續經營基準監督剩餘風險。

根據於本年度進行的風險評估，未有識別重大風險。

# Corporate Governance Report

## 企業管治報告

### ACCOUNTABILITY AND AUDIT (Continued)

#### Risk Management and Internal Control (Continued)

##### Internal Control System

The Company has in place an internal control system which is compatible with the Committee of Sponsoring Organizations of the Treadway Commission (the "COSO") 2013 framework. The framework enables the Group to achieve objectives regarding effectiveness and efficiency of operations, reliability of financial reporting and compliance with applicable laws and regulations. The components of the framework are shown as follows:

- Control environment: A set of standards, processes and structures that provide the basis for carrying out internal control across the Group;
- Risk assessment: A dynamic and iterative process for identifying and analysing risks to achieve the Group's objectives, forming a basis for determining how risks should be managed;
- Control activities: Actions established by policies and procedures to help ensure that management directives to mitigate risks for the achievement of objectives are carried out;
- Information and communication: Internal and external communications to provide the Group with the information needed to carry out day-to-day controls; and
- Monitoring: Ongoing and separate evaluations to ascertain whether each component of the internal control system is present and functioning.

### 問責性及審計 (續)

#### 風險管理及內部監控 (續)

##### 內部監控系統

本公司設有內部監控系統，與 Committee of Sponsoring Organizations of the Treadway Commission (「COSO」) 二零一三年框架相符。該框架使本集團能夠實現經營的效力及效率、財務報告的可靠性及適用法律法規的遵循之目標。該框架的組成如下所示：

- 控制環境：一套可作為本集團實施內部監控的基礎的標準、程序及架構；
- 風險評估：一個識別及分析風險的動態及迭代過程，以達致本集團的目標，為確定如何管理風險奠定基礎；
- 監控活動：通過政策及程序制定行動，以確管理層為實現目標而緩解風險的指令能落實執行；
- 資料及溝通：內部及外部的溝通為本集團提供進行日常監控所需的資料；及
- 監督：持續及獨立的評估以確定內部監控系統的各組成部分是否存在及產生作用。

# Corporate Governance Report

## 企業管治報告

### ACCOUNTABILITY AND AUDIT (Continued)

#### Risk Management and Internal Control (Continued)

##### Internal Control System (Continued)

In order to enhance the Group's system of handling inside information and to ensure the truthfulness, accuracy, completeness and timeliness of its public disclosures, the Group also adopts and implements an inside information policy and procedures. Certain reasonable measures have been taken from time to time to ensure that proper safeguards exist to prevent a breach of disclosure requirement in relation to the Group, which include:

- the access of information is restricted to a limited number of employees on a need-to-know basis. Employees who are in possession of inside information are fully conversant with their obligations to preserve confidentiality;
- confidentiality agreements are in place when the Group enters into significant negotiations; and
- the executive Directors are designated persons who speak on behalf of the Company when communicating with external parties such as the media, analysts or investors.

Based on the internal control reviews conducted during the Year, no significant control deficiency was identified.

##### Internal Audit Function

The Group has an Internal Audit ("IA") function, which consists of professional staff with relevant expertise (such as Certified Public Accountant). The IA function is independent of the Group's daily operation and carries out appraisal of the risk management and internal control systems by conducting interviews, walkthroughs and tests of operating effectiveness.

An IA plan has been approved by the Board. According to the established plan, review of the risk management and internal control systems is conducted annually, covering a period of each financial year and the results are reported to the Board via the Audit Committee afterwards.

### 問責性及審計 (續)

#### 風險管理及內部監控 (續)

##### 內部監控系統 (續)

為加強本集團處理內幕消息的系統，以及確保其公開披露的真實性、準確性、完整性及適時性，本集團亦採納及執行內幕消息政策及程序。本集團已不時採取若干合理措施，以確保有適當的防範措施以避免違反與本集團有關的披露要求，其中包括：

- 資料在需要知情的基礎上，僅限供少數僱員接觸。擁有內幕消息的僱員須充分認識彼等的保密義務；
- 本集團進行重大協商時，會簽訂保密協議；及
- 執行董事是與媒體、分析員或投資者等外界人士溝通時代表本公司發言的指定人士。

根據於本年度進行的內部監控檢討，並未發現監控顯著不足。

##### 內部審計職能

本集團設有內部審計（「內部審計」）職能，由具備相關專業知識的專業員工（例如執業會計師）組成。內部審計職能獨立於本集團日常運作，並通過面談、巡視及效力測試，對風險管理及內部監控等系統進行評估。

董事會已批准一項內部審計計劃。根據既定的計劃，每年（指每個財政年度）對風險管理及內部監控系統進行審查，且之後通過審核委員會向董事會匯報結果。



# Corporate Governance Report 企業管治報告

## ACCOUNTABILITY AND AUDIT (Continued)

### Risk Management and Internal Control (Continued)

#### *Effectiveness of the Risk Management and Internal Control Systems*

The Board is responsible for the risk management and internal control systems of the Group and ensuring that a review of the effectiveness of these systems has been conducted annually. Several areas have been considered during the Board's review, which include but are not limited to (i) changes in the nature and extent of significant risks since the last annual review and the Group's ability to respond to changes in its business and the external environment; and (ii) the scope and quality of management's on-going monitoring of risks and of the internal control systems.

The Board and the IA function conducted a review of the effectiveness of the risk management and internal control systems during the Year. The Board, through its review and the review made by the IA function and the Audit Committee, concluded that the risk management and internal control systems were effective and adequate. Such systems, however, are designed to manage rather than eliminate the risk of failure to achieve business objectives, and can only provide reasonable and not absolute assurance against material misstatement or loss. It was also considered that the resources, qualifications and experience of relevant staff were adequate and the training programs and budget provided were sufficient.

## 問責性及審計 (續)

### 風險管理及內部監控 (續)

#### *風險管理及內部監控系統的有效性*

董事會負責本集團的風險管理及內部監控系統，以確保每年審查該等制度的有效性。董事會進行審查時已作出多方面的考慮，其中包括（但不限於）：(i)自上次年度審查後，重大風險性質及程度的改變，以及本集團於其業務及外部環境中應對變化的能力；及(ii)管理層持續監督風險及內部監控系統的範圍及質量。

於本年度，董事會及內部審計職能已檢討風險管理及內部監控系統的有效性。董事會通過其審查和審計職能與審核委員會的審查，認定風險管理和內部監控系統均屬有效及適當。然而，該等制度旨在管理而非杜絕未能實現業務目標的風險，並且只能就防止重大失實陳述或損失提供合理而非絕對的保證。資源、相關員工的資歷及經驗視作足夠，提供的培訓項目及預算亦屬充裕。

# Corporate Governance Report

## 企業管治報告

### ACCOUNTABILITY AND AUDIT (Continued)

#### Audit Committee

As at the date of this Corporate Governance Report, the Audit Committee comprises two independent non-executive Directors, namely Mr. LEE Kwok Wan (chairman) and Mr. LAI Sai Wo, Ricky, and one non-executive Director, namely Mr. WONG Sun Fat, the majority of which was independent non-executive Directors (including at least one independent non-executive Director who possesses the appropriate professional qualifications or accounting or related financial management expertise). None of the members of the Audit Committee was a former partner of the Company's existing external auditors.

The written terms of reference for the Audit Committee are published on the websites of the Company ([www.newaygroup.com.hk](http://www.newaygroup.com.hk)) and of the Stock Exchange ([www.hkexnews.hk](http://www.hkexnews.hk)) respectively and are available to shareholders upon request.

The main duties of the Audit Committee include the following:

- to review the financial statements and reports of the Company and consider any significant or unusual items raised by the Company's staff responsible for the accounting and financial reporting function and external auditors before submission to the Board;
- to review the adequacy and effectiveness of the Company's financial reporting system, internal control system and risk management systems via the IA function and their associated procedures; and
- to review the relationship with the external auditors by reference to the work performed by the auditors, their fees and terms of engagement and make recommendation to the Board on the appointment, re-appointment and removal of external auditors.

### 問責性及審計 (續)

#### 審核委員會

於本企業管治報告日期，審核委員會由兩名獨立非執行董事（即李國雲先生（主席）及賴世和先生）及一名非執行董事（即黃新發先生）組成，大部分成員均為獨立非執行董事（其中包括最少一名具備適當專業資歷或會計或相關財務管理專長之獨立非執行董事）。審核委員會之成員均非本公司現任外聘核數師之前度合夥人。

審核委員會之書面職權範圍已分別刊載於本公司網站([www.newaygroup.com.hk](http://www.newaygroup.com.hk))及聯交所網站([www.hkexnews.hk](http://www.hkexnews.hk))，股東亦可要求索閱。

審核委員會之主要職責包括下列各項：

- 於向董事會提交本公司財務報表與報告之前，先行審閱該等報表及報告，並考慮由本公司負責會計及財務申報職能之員工及外聘核數師提出之任何重大或不尋常事項；
- 通過內部審計職能檢討本公司之財務申報系統、內部監控系統及風險管理系統以及以上各項的相關程序是否足夠及有效；及
- 參照核數師執行之工作、其費用及聘用條款，以檢討與外聘核數師之關係，並就委聘、續聘及罷免外聘核數師向董事會作出推薦建議。

# Corporate Governance Report

## 企業管治報告

### ACCOUNTABILITY AND AUDIT (Continued)

#### Audit Committee (Continued)

During the Year, the Audit Committee held two meetings and reviewed the Group's final results and annual report for the year ended 31 December 2019 and interim results for the six months ended 30 June 2020. The Audit Committee also reviewed with the management the Group's accounting policies, the risk management and internal control systems via the IA function and the effectiveness of the Company's IA function. It also discussed auditing, internal controls and financial reporting matters of the Group, reported to the Board on material issues, if any, and made recommendations to the Board. It reviewed the work performed and fees charged by the external auditors and made recommendation to the Board on the re-appointment of external auditors.

The Company's final results for the Year have been reviewed by the Audit Committee. There are no material uncertainties relating to events or conditions that may cast significant doubt on the Company's ability to continue as a going concern.

There is no disagreement between the Board and the Audit Committee regarding the selection and appointment of external auditors.

#### External Auditors and Auditor's Remuneration

The statement of the external auditors of the Company about their reporting responsibilities on the financial statements is set out in the "Independent Auditor's Report" on pages 124 to 131.

For the Year, the remuneration paid/payable to the external auditors of the Company in respect of audit services and non-audit services amounted to HK\$1.85 million and HK\$0.2 million respectively. The non-audit services charged by the external auditors of the Company for the Year included (i) interim review of the financial statements of the Company for the six months ended 30 June 2020; (ii) filling of tax return of the Company and its subsidiaries; and (iii) professional services rendered on a connected transaction of the Company under Chapter 14A of the Listing Rules conducted during the Year.

### 問責性及審計 (續)

#### 審核委員會 (續)

於本年度，審核委員會曾舉行兩次會議，審閱本集團截至二零一九年十二月三十一日止年度之全年業績及年報以及截至二零二零年六月三十日止六個月之中期業績。審核委員會亦已聯同管理層通過內部審計職能審閱本集團之會計政策、風險管理及內部監控系統及本公司內部審計職能之成效，並就本集團之審核、內部監控及財務申報事宜進行討論，就重大事宜（如有）向董事會匯報並向董事會提供建議。審核委員會會審閱外聘核數師之工作及其收費，並就續聘外聘核數師向董事會提供建議。

本公司本年度之全年業績由審核委員會審閱。目前並無任何可能令本公司持續經營之能力存在重大疑問之重大不明朗事件或情況。

董事會與審核委員會之間並無就甄選及委任外聘核數師之事宜出現意見分歧。

#### 外聘核數師及核數師酬金

有關本公司外聘核數師其須就財務報表履行申報責任之聲明載於第124頁至第131頁「獨立核數師報告」內。

於本年度，就核數服務及非核數服務而向本公司外聘核數師已支付／應支付之酬金分別為1,850,000港元及200,000港元。於本年度，本公司外聘核數師收取的非核數服務之費用包括：(i)對本公司截至二零二零年六月三十日止六個月財務報表的中期審核；(ii)填寫本公司及其附屬公司之報稅表；及(iii)就本公司於本年度進行上市規則第十四A章項下所指的關連交易事項提供專業服務。

# Corporate Governance Report

## 企業管治報告

### COMMUNICATIONS WITH SHAREHOLDERS AND INVESTORS

The Company believes that effective communications with the shareholders are essential for enhancing investor relations and investors' understanding of the Group's business performance and strategies. The Group also recognises the importance of transparency and timely disclosure of corporate information to enable shareholders and investors to make the best investment decision.

The Company continues to enhance communications and relationships with its investors. Designated officers maintain regular dialogue with institutional investors and analysts to keep them abreast of the Company's developments. Investors may write directly to the Company at the principal place of business in Hong Kong for any enquiries. Enquiries from investors are dealt with in an informative and timely manner.

The general meetings of the Company provide a forum for communication between the Board and the shareholders. The Company encourages its shareholders to attend general meetings to ensure a high level of accountability to the shareholders and for the shareholders to stay informed of the Group's strategy and goals. External auditors, the Chairman as well as the chairmen of the Remuneration Committee and the Audit Committee or, in their absence, other members of the respective committees, normally attend the annual general meeting and other relevant general meetings of the Company to answer questions from the shareholders.

During the Year, the Company had arranged for the notice to its shareholders to be sent for its annual general meeting at least 20 clear business days before the meeting and at least 10 clear business days for all other general meetings.

Pursuant to Bye-law 58 of the Company's Bye-laws, shareholders of the Company holding at the date of deposit of the requisition not less than one-tenth of the paid up capital of the Company carrying the right of voting at general meetings of the Company shall at all times have the right, by written requisition to the Board or the Company Secretary, to require a special general meeting to be called by the Board for the transaction of any business specified in such requisition; and such meeting shall be held within two months after the deposit of such requisition. If within 21 days of such deposit the Board fails to proceed to convene such meeting the requisitionists themselves may do so in accordance with Section 74(3) of the Companies Act 1981 of Bermuda, as amended from time to time. The written requisition must state the objects of the meeting, and must be signed by the relevant shareholder(s) and deposited to the Company Secretary at the Company's principal place of business.

### 與股東及投資者之溝通

本公司相信，與股東建立有效溝通，對於加強投資者關係以及投資者對本集團業務表現及策略的了解非常重要。本集團亦明白，具透明度及適時披露公司資料讓股東及投資者能作出最佳投資決定之重要性。

本公司不斷加強與投資者之間的溝通及關係。指定高級職員亦會與機構投資者及分析員保持定期對話，向彼等提供有關本公司發展之最新訊息。投資者如有任何查詢，可直接致函本公司在香港之主要營業地點。投資者提出之查詢將會儘快獲得圓滿答覆。

本公司之股東大會在董事會與股東之間提供了一個溝通平台。本公司鼓勵其股東出席股東大會，以確保對股東有高度之問責性，並讓股東緊貼本集團之策略和目標。外聘核數師、主席以及薪酬委員會及審核委員會之主席（或倘主席未克出席，則指個別委員會之其他成員）一般會出席本公司股東週年大會及其他有關股東大會，以解答股東之提問。

於本年度，就股東週年大會而言，本公司於大會舉行前至少足20個營業日向其股東發送通知，而其他所有股東大會則為至少足10個營業日。

根據本公司之公司細則第58條，於遞呈要求日期持有不少於本公司實繳股本（賦有於本公司股東大會上投票之權利）十分之一之本公司股東，有權隨時透過向董事會或公司秘書發出書面要求，要求董事會召開股東特別大會，以處理有關要求中指明之任何事項；且該大會須於遞呈該要求後兩個月內舉行。倘於遞呈後二十一日期內，董事會未有召開該大會，則遞呈要求人士可根據百慕達一九八一年公司法（經不時修訂）第74(3)條之規定自行召開大會。書面要求必須載列大會目的，並須經相關股東簽署及送達公司秘書（地址為本公司主要營業地點）。

# Corporate Governance Report

## 企業管治報告

### COMMUNICATIONS WITH SHAREHOLDERS AND INVESTORS (Continued)

Pursuant to the Companies Act 1981 of Bermuda, (i) shareholders representing not less than one-twentieth of the total voting rights of all shareholders having a right to vote at the general meeting; or (ii) not less than one hundred shareholders, can submit a written requisition stating the resolution which is intended to be moved at a general meeting, or to submit a statement of not more than one thousand words with respect to the matter referred to in any proposed resolution or the business to be dealt with at that meeting.

Shareholders who wish to put forward any enquiry to the Board may send such written enquiry to the Company's principal place of business in Hong Kong, to the attention of the Company Secretary.

The Company's branch share registrar and transfer office in Hong Kong, Tricor Secretaries Limited, deals with shareholders' questions on their shareholdings and related share registration matters.

### SHAREHOLDERS' RIGHTS

To safeguard the shareholders' interests and rights, a separate resolution is proposed at general meetings on each substantially separate issue, including the election of individual Director.

All resolutions put forward at a general meeting will be taken by poll pursuant to the Listing Rules and the poll results will be uploaded on the websites of the Company ([www.newwaygroup.com.hk](http://www.newwaygroup.com.hk)) and of the Stock Exchange ([www.hkexnews.hk](http://www.hkexnews.hk)) respectively after the general meeting.

### CONSTITUTIONAL DOCUMENTS

During the Year, there was no significant change in the Company's constitutional documents.

### 與股東及投資者之溝通 (續)

根據百慕達一九八一年公司法，(i)佔有權在股東大會上投票的所有股東之投票權總額不少於二十分之一之股東；或(ii)不少於一百名股東，可遞交呈請書闡明有意於股東大會上動議之決議案，或就任何將於大會上擬提呈之決議案或事務所提述之事項，遞交不多於一千字的聲明書。

有意向董事會作出任何查詢之股東，可將有關書面查詢寄往本公司於香港之主要營業地點，收件人註明為公司秘書。

本公司之香港股份過戶登記分處卓佳秘書商務有限公司負責處理股東有關本身股權及相關股份登記事宜之問題。

### 股東權利

為保障股東利益及權利，於股東大會上，各項重大事宜（包括推選個別董事）均會以獨立決議案之方式提呈大會。

所有於股東大會提呈之決議案將根據上市規則進行投票表決，投票結果將於股東大會後分別上載於本公司網站 ([www.newwaygroup.com.hk](http://www.newwaygroup.com.hk))及聯交所網站 ([www.hkexnews.hk](http://www.hkexnews.hk))。

### 憲章

於本年度，本公司之憲章並無重大變更。

# Biographical Details of Directors

## 董事之簡歷

### EXECUTIVE DIRECTORS

**Mr. SUEK Ka Lun, Ernie**, aged 42, was appointed as the Chairman since August 2009. He has been an executive Director since July 2004 and the chief executive officer of the Company from November 2007 to 31 August 2009. He is also a director of a number of subsidiaries of the Company. Mr. SUEK Ka Lun, Ernie obtained an EMBA degree and a Master degree in marketing from The Chinese University of Hong Kong in 2008 and 2003 respectively. He had two years of experience in investment banking and subsequently moved to commercial sector and acted as a director of a private company for two years. Mr. SUEK Ka Lun, Ernie possesses sophisticated and professional management experience and is familiar with investment analysis. He is responsible for monitoring the Group's business development and to search for business opportunities in the PRC market and overseas. Mr. SUEK Ka Lun, Ernie has not entered into any service contract with the Company and there is no designated length of service but his appointment is subject to retirement by rotation and re-election and other related provisions as stipulated in the Bye-laws and the Listing Rules. As at the date of this report, Mr. SUEK Ka Lun, Ernie is entitled to receive a remuneration of HK\$2,263,534 per annum.

Mr. SUEK Ka Lun, Ernie is the nephew of Mr. SUEK Chai Hong, an executive Director and the Chief Executive Officer, and Dr. NG Wai Kwan, a non-executive Director.

Mr. SUEK Ka Lun, Ernie, is a director of CNA Company Limited, which has an interest in the shares and underlying shares of the Company which would fall to be disclosed to the Company under the provisions of Divisions 2 and Divisions 3 of Part XV of the Securities and Futures Ordinance.

**Mr. SUEK Chai Hong**, aged 59, was appointed as the Chief Executive Officer since August 2009 and has been appointed as an executive Director since 1992. He is also a director of a number of subsidiaries of the Company. Mr. SUEK Chai Hong obtained a Bachelor degree of Business Administration in Finance from the York University, Canada. He has more than 30 years of experience in marketing and is responsible for running the Company's businesses and developing and implementing the Group's strategic plans and business goals. Mr. SUEK Chai Hong has not entered into any service contract with the Company and there is no designated length of service but his appointment is subject to retirement by rotation and re-election and other related provisions as stipulated in the Bye-laws and the Listing Rules. As at the date of this report, Mr. SUEK Chai Hong is entitled to receive a remuneration of HK\$1,363,131 per annum.

Mr. SUEK Chai Hong is the uncle of Mr. SUEK Ka Lun, Ernie, an executive Director and the Chairman.

### 執行董事

**薛嘉麟先生**，現年42歲，於二零零九年八月獲委任為主席，彼於二零零四年七月出任執行董事，並於二零零七年十一月至二零零九年八月三十一日期間擔任本公司行政總裁。彼亦為本公司多間附屬公司之董事。薛嘉麟先生分別於二零零八年及二零零三年獲香港中文大學頒授行政人員工商管理碩士學位及市場學碩士學位。彼曾任職於投資銀行界兩年，後轉投商界，於一間私人公司擔任董事兩年。薛嘉麟先生擁有豐富及專業管理經驗，亦熟悉投資分析。彼現負責監督本集團業務發展及開拓中外市場，尋求商機。薛嘉麟先生並未與本公司訂立任何服務合約，且無指定服務期限，惟彼須輪值退任及重選，並遵守細則及上市規則所訂明的其他相關條文。於本報告日期，薛嘉麟先生有權收取年薪2,263,534港元。

薛嘉麟先生為執行董事兼行政總裁薛濟匡先生之姪兒，亦為非執行董事吳惠群博士之外甥。

薛嘉麟先生為CNA Company Limited之董事，該公司於本公司的股份及相關股份中擁有權益，根據證券及期貨條例第XV部第2分部及第3分部之條文，須向本公司披露該等權益。

**薛濟匡先生**，現年59歲，於二零零九年八月獲委任為行政總裁，自一九九二年起獲委任為執行董事。彼亦為本公司若干附屬公司之董事。薛濟匡先生持有加拿大約克大學財務系工商管理學士學位，彼從事市場拓展工作逾30年，負責本公司業務之運作及制訂及執行本集團之策略計劃及落實業務目標。薛濟匡先生並未與本公司訂立任何服務合約，且無指定服務期限，惟彼須輪值退任及重選，並遵守細則及上市規則所訂明的其他相關條文。於本報告日期，薛濟匡先生有權收取年薪1,363,131港元。

薛濟匡先生為執行董事兼主席薛嘉麟先生之叔父。

## Biographical Details of Directors 董事之簡歷

### NON-EXECUTIVE DIRECTORS

**Dr. NG Wai Kwan**, aged 71, was appointed as a non-executive Director in March 2007. Dr. NG Wai Kwan holds an engineering doctorate degree from the University of Warwick in the United Kingdom. Dr. NG Wai Kwan has over 40 years' experience in global supply chain management, logistics planning, innovation and executive and leadership development.

Pursuant to the letter of appointment entered into between Dr. NG Wai Kwan and the Group, Dr. NG Wai Kwan has been appointed for a term of three years commenced from 1 April 2019 until 31 March 2022 subject to retirement by rotation and re-election and other related provisions as stipulated in the Bye-laws and the Listing Rules and the terms and conditions of his letter of appointment. As at the date of this report, Dr. NG Wai Kwan is entitled to receive a remuneration of HK\$120,000 per annum.

Dr. NG Wai Kwan is the uncle of Mr. SUEK Ka Lun, Ernie, an executive Director and the Chairman.

**Mr. CHAN Kwing Choi, Warren**, aged 69, was appointed as an independent non-executive Director in February 2002 and was re-designated as a non-executive Director in November 2007. He is a director of a subsidiary of the Company. Mr. CHAN Kwing Choi, Warren is a fellow member of the Hong Kong Institute of Certified Public Accountants and the Chartered Institute of Management Accountants (UK) and a fellow member of the Institute of the Chartered Accountants in England and Wales, the Institute of Chartered Secretaries & Administrators (UK), the Hong Kong Institutes of Chartered Secretaries and the Chartered Global Management Accountant.

Mr. CHAN Kwing Choi, Warren has over 40 years of experience in financial management, corporate administration and corporate finance in several multinational corporations and listed public companies.

Pursuant to the letter of appointment entered into between Mr. CHAN Kwing Choi, Warren and the Group, Mr. CHAN Kwing Choi, Warren has been appointed for a term of three years commenced from 1 April 2019 until 31 March 2022 subject to retirement by rotation and re-election and other related provisions as stipulated in the Bye-laws and the Listing Rules and the terms and conditions of his letter of appointment. As at the date of this report, Mr. CHAN Kwing Choi, Warren is entitled to receive a remuneration of HK\$169,992 per annum.

### 非執行董事

**吳惠群博士**，現年71歲，於二零零七年三月獲委任為非執行董事。吳惠群博士持有英國華威大學工程學博士學位。吳惠群博士於全球供應鏈管理、物流規劃、創新、行政及領袖培訓方面具有逾40年經驗。

根據吳惠群博士與本集團訂立之委任函，吳惠群博士之任期由二零一九年四月一日起至二零二二年三月三十一日止，為期三年，惟須輪值退任及重選，並遵守細則及上市規則所訂明的其他相關條文以及其委任函之條款及條件。於本報告日期，吳惠群博士有權收取年薪120,000港元。

吳惠群博士為執行董事兼主席薛嘉麟先生之舅父。

**陳焯材先生**，現年69歲，於二零零二年二月獲委任為獨立非執行董事，並於二零零七年十一月調任非執行董事。彼為本公司一間附屬公司之董事。陳焯材先生為香港會計師公會及英國特許管理會計師公會之資深會員，以及英格蘭及威爾斯特許會計師公會、英國特許秘書及行政人員公會及香港特許秘書公會資深會員，亦為全球特許管理會計師。

陳焯材先生曾為多家跨國企業及上市公司服務，擁有超過40年財務管理、企業行政及企業融資經驗。

根據陳焯材先生與本集團訂立之委任函，陳焯材先生之任期由二零一九年四月一日起至二零二二年三月三十一日止，為期三年，惟須輪值退任及重選，並遵守細則及上市規則所訂明的其他相關條文以及其委任函之條款及條件。於本報告日期，陳焯材先生有權收取年薪169,992港元。

## Biographical Details of Directors 董事之簡歷

**Mr. WONG Sun Fat**, aged 65, was appointed as an independent non-executive Director from December 1994 to August 2009 and re-designated as a non-executive Director in August 2009. He is currently a member of the Audit Committee and the Remuneration Committee. Mr. WONG Sun Fat holds a Bachelor degree of Arts from The University of Hong Kong and has over 35 years of experience in electronic products business and vast experience in manufacturing operations.

Pursuant to the letter of appointment entered into between Mr. WONG Sun Fat and the Group, Mr. WONG Sun Fat has been appointed for a term of three years commenced from 1 April 2019 until 31 March 2022 subject to retirement by rotation and re-election and other related provisions as stipulated in the Bye-laws and the Listing Rules and the terms and conditions of his letter of appointment. As at the date of this report, Mr. WONG Sun Fat is entitled to receive a remuneration of HK\$120,000 per annum.

### INDEPENDENT NON-EXECUTIVE DIRECTORS

**Mr. LEE Kwok Wan**, aged 53, was appointed as an independent non-executive Director in April 2013. He is currently the chairman of the Audit Committee and the Remuneration Committee. Mr. LEE Kwok Wan holds a MBA degree in Business Administration and a Bachelor degree in Commerce and Accountancy and is an associate member of the Hong Kong Institute of Certified Public Accountants, the CPA Australia, the Institute of Chartered Secretaries and Administrators and the Hong Kong Institute of Chartered Secretaries. Mr. LEE Kwok Wan has more than 25 years of accounting and management experience. He is the chief financial officer of a sizable company in Hong Kong engaging in the manufacturing of watches. He was once appointed as the company secretary of the Company from March 2007 to May 2008.

Pursuant to the letter of appointment entered into between Mr. LEE Kwok Wan and the Group, Mr. LEE Kwok Wan has been appointed for a term of three years commenced from 5 April 2019 until 4 April 2022 subject to retirement by rotation and re-election and other related provisions as stipulated in the Bye-laws and the Listing Rules and the terms and conditions of his letter of appointment. As at the date of this report, Mr. LEE Kwok Wan is entitled to receive a remuneration of HK\$120,000 per annum.

**黃新發先生**，現年65歲，曾於一九九四年十二月至二零零九年八月期間出任獨立非執行董事，並於二零零九年八月調任非執行董事。彼現為審核委員會及薪酬委員會成員。黃新發先生持有香港大學文學士學位，從事電子產品業務逾35年，並且對製造營運方面擁有豐富的經驗。

根據黃新發先生與本集團訂立之委任函，黃新發先生之任期由二零一九年四月一日起至二零二二年三月三十一日止，為期三年，惟須輪值退任及重選，並遵守細則及上市規則所訂明的其他相關條文以及其委任函之條款及條件。於本報告日期，黃新發先生有權收取年薪120,000港元。

### 獨立非執行董事

**李國雲先生**，現年53歲，於二零一三年四月獲委任為獨立非執行董事。彼現時為審核委員會及薪酬委員會的主席。李國雲先生持有工商管理碩士學位及商業及會計學學士學位，並為香港會計師公會、澳洲會計師公會、英國特許秘書及行政人員公會及香港特許秘書公會會員。李國雲先生於會計及管理方面擁有逾25年經驗。彼現時於一家在香港從事腕錶製造業務、規模宏大之公司出任首席財務官。彼曾於二零零七年三月至二零零八年五月期間獲委任為本公司之公司秘書。

根據李國雲先生與本集團訂立之委任函，李國雲先生之任期由二零一九年四月五日起至二零二二年四月四日止，為期三年，惟須輪值退任及重選，並遵守細則及上市規則所訂明的其他相關條文以及其委任函之條款及條件。於本報告日期，李國雲先生有權收取年薪120,000港元。



## Biographical Details of Directors 董事之簡歷

**Mr. LAI Sai Wo, Ricky**, aged 47, was appointed as an independent non-executive Director in April 2017. He is currently a member of the Audit Committee and the Remuneration Committee. He holds a Master degree of Corporate Governance from The Hong Kong Polytechnic University and a Bachelor degree of Arts (Honours) in Accountancy from the City University of Hong Kong. Mr. LAI Sai Wo, Ricky is a practising accountant of the Hong Kong Institute of Certified Public Accountants, a fellow member of the Association of Chartered Certified Accountant and an associate member of the Institute of Chartered Secretaries and Administrators and the Hong Kong Institute of Chartered Secretaries.

Mr. LAI Sai Wo, Ricky has more than 20 years of accounting and management experience. He is currently the financial controller and the company secretary of Jolimark Holdings Limited (Stock Code: 2028), whose shares are listed on the Main Board of the Stock Exchange. Mr. LAI Sai Wo, Ricky was once appointed as the company secretary of the Company from August 2006 to March 2007.

Pursuant to the letter of appointment entered into between Mr. LAI Sai Wo, Ricky and the Group, Mr. LAI Sai Wo, Ricky has been appointed for a term of three years commenced from 19 April 2020 to 18 April 2023 subject to retirement by rotation and re-election and other related provisions as stipulated in the Bye-laws and the Listing Rules and the terms and conditions of his letter of appointment. As at the date of this report, Mr. LAI Sai Wo, Ricky is entitled to receive a remuneration of HK\$120,000 per annum.

**Mr. CHU Gun Pui**, aged 41, was appointed as an independent non-executive Director in June 2017. Mr. CHU Gun Pui holds a Bachelor degree of Commerce majoring in marketing and a Bachelor degree of Science majoring in computer science from The University of Auckland. Mr. CHU Gun Pui has over 15 years of experience in sales and marketing field in entertainment industry.

Pursuant to the letter of appointment entered into between Mr. CHU Gun Pui and the Group, Mr. CHU Gun Pui has been appointed for a term of three years commenced from 23 June 2020 until 22 June 2023 subject to retirement by rotation and re-election and other related provisions as stipulated in the Bye-laws and the Listing Rules and the terms and conditions of his letter of appointment. As at the date of this report, Mr. CHU Gun Pui is entitled to receive a remuneration of HK\$120,000 per annum.

**賴世和先生**，現年47歲，於二零一七年四月獲委任為獨立非執行董事。彼現為審核委員會及薪酬委員會的成員。彼持有香港理工大學企業管治碩士學位及香港城市大學會計學（榮譽）文學士學位。賴世和先生為香港會計師公會執業會計師及特許公認會計師公會資深會員，並為特許秘書及行政人員公會及香港特許秘書公會會員。

賴世和先生於會計及管理方面擁有逾20年經驗。彼現任映美控股有限公司（股份代號：2028）財務總監及公司秘書，該公司股份於聯交所主板上市。賴世和先生曾於二零零六年八月至二零零七年三月獲委任為本公司之公司秘書。

根據賴世和先生與本集團所訂立之委任函，賴世和先生之任期由二零二零年四月十九日起至二零二三年四月十八日止，為期三年，惟須輪值退任及重選，並遵守細則及上市規則所訂明的其他相關條文以及其委任函之條款及條件。於本報告日期，賴世和先生有權收取年薪120,000港元。

**朱瑾沛先生**，現年41歲，於二零一七年六月獲委任為獨立非執行董事。朱瑾沛先生持有奧克蘭大學商業學士學位（主修市場學）及理學學士學位（主修電腦科學）。朱瑾沛先生於娛樂業之銷售及市場推廣領域擁有逾15年經驗。

根據朱瑾沛先生與本集團訂立之委任函，朱瑾沛先生之任期由二零二零年六月二十三日起至二零二三年六月二十二日止，為期三年，惟須輪值退任及重選，並遵守細則及上市規則所訂明的其他相關條文以及其委任函之條款及條件。於本報告日期，朱瑾沛先生有權收取年薪120,000港元。

## Biographical Details of Directors 董事之簡歷

As at the date of this report, each of Mr. SUEK Ka Lun, Ernie, Mr. SUEK Chai Hong, Dr. NG Wai Kwan and Mr. WONG Sun Fat has an interest in the shares and underlying shares of the Company and/or its associated corporations which would fall to be disclosed to the Company under the provisions of Divisions 7 and 8 of Part XV of the Securities and Futures Ordinance (Cap.571, Laws of Hong Kong). For further details, please refer to the paragraphs headed "Directors' interests in shares, underlying shares and debentures" of the Directors' Report of this annual report. There is no change in such Directors' interests in the shares and underlying shares of the Company and/or its associated corporations within the meaning of Part XV of the SFO from 31 December 2020 up to the date of this report.

### ALTERNATE DIRECTOR

**Mr. LAU Kam Cheong**, aged 58, was appointed as the alternate Director to Dr. NG Wai Kwan, a non-executive Director, in July 2008. He is a manager of Delight Source Limited. Mr. LAU Kam Cheong joined the Group in 2001. He holds a Master degree in Business Administration and a Master degree in Professional Accounting from The Open University of Hong Kong. He is a member of the Chartered Institute of Marketing in the United Kingdom and has over 30 years of experience in management, sales and marketing.

於本報告日期，薛嘉麟先生、薛濟匡先生、吳惠群博士及黃新發先生各自於本公司及／或其相聯法團之股份及相關股份中享有權益，須根據香港法例第571章證券及期貨條例第XV部第7及第8分部之條文向本公司披露。有關進一步詳情，請參閱本年報中董事會報告內「董事於股份、相關股份及債券中之權益」各段。自二零二零年十二月三十一日至本報告日期，該等董事於本公司股份及／或其相關法團之股份及相關股份中享有之權益（定義見證券及期貨條例第XV部）並無變動。

### 替任董事

**劉錦昌先生**，現年58歲，於二零零八年七月獲委任為非執行董事吳惠群博士之替任董事。彼為亮燃有限公司之經理。劉錦昌先生於二零零一年加盟本集團。彼持有香港公開大學之工商管理碩士學位及專業會計碩士學位。彼為英國特許市務學會之會員，於管理、銷售及市場推廣方面擁有逾30年經驗。

# Directors' Report

## 董事會報告

The board (the "Board") of directors (the "Directors") of Newway Group Holdings Limited (the "Company", together with its subsidiaries, the "Group") present its annual report for the year ended 31 December 2020 (the "Year"). All cross-references mentioned in this Directors' Report form part of this Directors' Report.

### PRINCIPAL ACTIVITIES

The Company is an investment holding company. During the Year, the principal activities of the Group include (i) money lending; (ii) manufacturing and sales of printing and other products; (iii) artistes management, production and distribution of music albums and movies; (iv) property development and investment; (v) securities trading; and (vi) trading of printing products. The principal activities and other details of the principal subsidiaries of the Company are set out in note 43 to the consolidated financial statements.

### RESULTS AND APPROPRIATIONS

The results of the Group for the Year are set out in the consolidated statement of profit or loss and other comprehensive income on pages 132 to 133.

No dividend was paid or proposed during the Year.

The Board did not recommend the payment of a final dividend for the Year (Year ended 31 December 2019 ("Year 2019"): Nil).

Newway Group Holdings Limited 中星集團控股有限公司\* (「本公司」，連同其附屬公司，統稱為「本集團」) 董事(「董事」)會(「董事會」) 謹此提呈截至二零二零年十二月三十一日止年度(「本年度」)之年報。本董事會報告內之所有相互參照均構成本董事會報告之一部分。

### 主要業務

本公司為一家投資控股公司。於本年度，本集團的主要業務包括：(i)放貸；(ii)印刷及其他產品製造及銷售；(iii)藝人管理、唱片及電影製作及分銷；(iv)物業發展與投資；(v)證券買賣；及(vi)印刷產品貿易。本公司各主要附屬公司之主要業務及其他詳情載於綜合財務報表附註43。

### 業績與分配

本集團本年度之業績載於第132頁至第133頁之綜合損益及其他全面收入報表內。

於本年度並無派付或建議派付股息。

董事會不建議就本年度派付末期股息(截至二零一九年十二月三十一日止年度(「二零一九年度」): 無)。

\* 僅供識別

# Directors' Report

## 董事會報告

### RESULTS AND APPROPRIATIONS (Continued)

In order to enhance transparency of the Company and facilitate the shareholders of the Company and investors to make informed investment decisions relating to the Company, the Board has adopted a dividend policy ("Dividend Policy"). According to the Dividend Policy, when determining whether to declare any dividend in the future and the amount of dividend to be declared, the Company shall consider a number of factors, including but not limited to:

- the Group's actual and expected financial results;
- the general economic conditions and other internal or external factors that may have an impact on the business or financial performance and position of the Company;
- the Company's business operation strategy, including expected working capital requirements, capital expenditure requirements and future expansion plans;
- the Company's liquidity position;
- retained earnings and distributable profit reserves of the Company;
- the contractual restrictions on the payment of dividends imposed by the Company's lenders and other institutions; and
- any other factors that the Board considers to be applicable from time to time.

The Company does not have any pre-determined dividend distribution proportion or distribution ratio. The declaration, payment and amount of dividends will be subject to the Board's discretion. The Board will review the Dividend Policy on a regular basis.

### BUSINESS REVIEW

A review of the Group's businesses with analysis using key performance indicators and the likely future development of the Group are set out in the section headed "Management Discussion and Analysis" on pages 6 to 23.

### 業績與分配 (續)

為提升本公司之透明度及協助本公司股東及投資者作出有關本公司之知情投資決定，董事會已採納一項股息政策（「股息政策」）。根據股息政策，當未來決定是否宣派任何股息及宣佈股息金額時，本公司將考慮多項因素，包括但不限於：

- 本集團之實際及預期財務業績；
- 可能影響本公司業務或財務表現及財務狀況之整體經濟狀況及其他內在或外在因素；
- 本公司之業務經營策略，包括預期營運資金需求、資本開支需求及未來擴展計劃；
- 本公司之流動資金狀況；
- 本公司之留存收益和可分配利潤儲備；
- 由本公司貸款人及其他機構施加有關派發股息的合約規限；及
- 董事會不時認為適用之任何其他因素。

本公司並無任何預定的股息分配比例或分配比率。股息之宣派、派付及金額將由董事會酌情決定。董事會將定期檢討股息政策。

### 業務回顧

運用關鍵績效指標之本集團業務回顧分析及本集團未來可能之發展列載於第6頁至第23頁的「管理層討論及分析」一節。

# Directors' Report

## 董事會報告

### PROPERTY, PLANT AND EQUIPMENT

The Group acquired property, plant and equipment at an aggregate cost of approximately HK\$48.3 million (Year 2019: approximately HK\$66.7 million) during the Year in order to increase its production capacity. Details of such acquisitions and other movements in the property, plant and equipment of the Group during the Year are set out in note 15 to the consolidated financial statements.

### SHARE CAPITAL

There was no change in the share capital and capital structure of the Company during the Year.

Neither the Company nor any of its subsidiaries purchased, sold or redeemed any of the Company's listed securities during the Year.

### ISSUE OF SHARES OR DEBENTURES

During the Year, the Company did not issue any shares or debentures.

### DISTRIBUTABLE RESERVES

As at 31 December 2020, the reserves of the Company available for distribution to its shareholders were approximately HK\$637.6 million (Year 2019: approximately HK\$639.5 million), calculated in accordance with the Companies Act 1981 of Bermuda.

### FINANCIAL SUMMARY

A summary of the results and the assets and liabilities of the Group for the past five financial years is set out on page 304.

### 物業、廠房及設備

於本年度，本集團購置物業、廠房及設備合共支出約48,300,000港元(二零一九年度：約66,700,000港元)，以增加生產力。該等購置之詳情及於本年度本集團之物業、廠房及設備之其他變動載於綜合財務報表附註15。

### 股本

本公司股本及資本架構於本年度並無變動。

於本年度，本公司及其任何附屬公司並無購買、出售或贖回本公司任何上市證券。

### 發行股份或債券

於本年度，本公司概無發行任何股份或債券。

### 可供分派儲備

截至二零二零年十二月三十一日止，本公司可供分派予其股東之儲備約為637,600,000港元(二零一九年度：約639,500,000港元)，此乃根據百慕達一九八一年公司法計算。

### 財務摘要

本集團過去五個財政年度之業績及資產與負債概要載於第304頁。

# Directors' Report

## 董事會報告

### DIRECTORS

The Board comprises the following Directors during the Year and up to the date of this Directors' Report:

#### Executive Directors:

Mr. SUEK Ka Lun, Ernie (*Chairman*)  
Mr. SUEK Chai Hong (*Chief Executive Officer*)

#### Non-executive Directors:

Dr. NG Wai Kwan  
(*alternate Director: Mr. LAU Kam Cheong*)  
Mr. CHAN Kwing Choi, Warren  
Mr. WONG Sun Fat

#### Independent non-executive Directors:

Mr. LEE Kwok Wan  
Mr. LAI Sai Wo, Ricky  
Mr. CHU Gun Pui

In accordance with Bye-law 87(1) of the Company's bye-laws (the "Bye-laws"), Mr. WONG Sun Fat, Mr. LAI Sai Wo, Ricky, and Mr. CHU Gun Pui will retire at the forthcoming annual general meeting (the "2021 AGM") of the Company. Being eligible, each of Mr. WONG Sun Fat, Mr. LAI Sai Wo, Ricky, and Mr. CHU Gun Pui will offer himself for re-election at the 2021 AGM.

### DIRECTORS' SERVICE CONTRACTS

No Director being proposed for re-election at the 2021 AGM has a service contract which is not determinable by the Group within one year without payment of compensation (other than statutory compensation).

### 董事

於本年度及截至本董事會報告日期，董事會由下列董事組成：

#### 執行董事：

薛嘉麟先生 (*主席*)  
薛濟匡先生 (*行政總裁*)

#### 非執行董事：

吳惠群博士  
(*替任董事：劉錦昌先生*)  
陳焯材先生  
黃新發先生

#### 獨立非執行董事：

李國雲先生  
賴世和先生  
朱瑾沛先生

根據本公司之公司細則（「細則」）第87(1)條，黃新發先生、賴世和先生及朱瑾沛先生將於本公司應屆股東週年大會（「二零二一年股東週年大會」）上退任。黃新發先生、賴世和先生及朱瑾沛先生均符合資格並願意於二零二一年股東週年大會上重選連任。

### 董事之服務合約

獲提名在二零二一年股東週年大會上重選之董事概無與本集團訂立任何不可於一年內終止而毋須作出補償（法定賠償除外）之服務合約。

# Directors' Report

## 董事會報告

### DIRECTORS' INTERESTS IN SHARES, UNDERLYING SHARES AND DEBENTURES

As at 31 December 2020, the interests of the Directors and chief executive of the Company in the shares, underlying shares and debentures of the Company and its associated corporations (within the meaning of Part XV of the Securities and Futures Ordinance (the "SFO")) as recorded in the register required to be kept under Section 352 of the SFO, or as otherwise notified to the Company and the Stock Exchange pursuant to the Model Code for Securities Transactions by Directors of Listed Issuers were as follows:

(i) Long positions in the ordinary shares of HK\$0.01 each of the Company (the "Shares")

Name of director 董事姓名	Capacity 身份	Number of ordinary Shares held 持有普通股數目	Percentage of the issued share capital of the Company 佔本公司已發行 股本百分比
Mr. SUEK Ka Lun, Ernie 薛嘉麟先生	Founder of a discretionary trust who can influence how the trustee exercises his discretion ( <i>Note</i> ) 可影響受託人行使酌情權的全權信託的創辦人 ( <i>附註</i> )	39,872,000	
	Beneficial owner 實益擁有人	1,580,000	
		41,452,000	16.34%
Mr. SUEK Chai Hong 薛濟匡先生	Beneficial owner 實益擁有人	700,000	0.28%
Dr. NG Wai Kwan 吳惠群博士	Beneficial owner 實益擁有人	8,000	0.01%
Mr. WONG Sun Fat 黃新發先生	Beneficial owner 實益擁有人	100,000	0.04%

*Note:* These Shares were held by CNA Company Limited ("CNA") which in turn is beneficially owned by Preserve Capital Trust, a discretionary trust set up by Mr. SUEK Ka Lun, Ernie, the beneficiaries of which include a family member of Mr. SUEK Ka Lun, Ernie and a charitable institution set up in Hong Kong.

*附註:* 該等股份乃由CNA Company Limited (「CNA」) 持有，而該公司則由Preserve Capital Trust (一項由薛嘉麟先生成立之全權信託，其受益人包括薛嘉麟先生一名家族成員及一間於香港成立的慈善機構) 實益擁有。

### 董事於股份、相關股份及債券中之權益

截至二零二零年十二月三十一日止，本公司之董事及最高行政人員於本公司及其相聯法團 (定義見證券及期貨條例 (「證券及期貨條例」) 第XV部) 之股份、相關股份及債券中，擁有根據證券及期貨條例第352條須予存置之登記冊所記錄，或根據上市發行人董事進行證券交易的標準守則須知會本公司及聯交所之權益如下：

(i) 於本公司每股面值0.01港元之普通股 (「股份」) 之好倉

# Directors' Report

## 董事會報告

### DIRECTORS' INTERESTS IN SHARES, UNDERLYING SHARES AND DEBENTURES (Continued)

#### (ii) Long positions in the shares of associated corporations

As at 31 December 2020, CNA beneficially owned deferred non-voting shares in the following subsidiaries of the Company:

Name of subsidiary 附屬公司名稱	Number of deferred non-voting shares held 持有無投票權遞延股數目
New Box Mini Storage Limited 中大迷你倉有限公司	2
Chung Tai Printing (China) Company Limited 中大印刷(中國)有限公司	100
Chung Tai Printing Company Limited 中大印刷有限公司	3,000
Profit Link Investment Limited 中大投資管理有限公司	2
The Greatime Offset Printing Company Limited 雅大柯式印刷有限公司	9,500

The rights and restrictions of such deferred non-voting shares are set out in note 43 to the consolidated financial statements.

CNA is beneficially owned by Preserve Capital Trust, a discretionary trust set up by Mr. SUEK Ka Lun, Ernie and the beneficiaries of which include a family member of Mr. SUEK Ka Lun, Ernie and a charitable institution set up in Hong Kong. Mr. SUEK Ka Lun, Ernie is deemed to be interested in all the deferred non-voting shares owned by CNA in the above subsidiaries of the Company.

Other than as disclosed above, no Directors nor chief executive of the Company had any interests or short positions in any shares, underlying shares or debentures of the Company or any of its associated corporations (within the meaning of Part XV of the SFO) as at 31 December 2020.

### 董事於股份、相關股份及債券中之權益(續)

#### (ii) 於相聯法團股份之好倉

截至二零二零年十二月三十一日止，CNA實益擁有本公司下列附屬公司之無投票權遞延股：

該等無投票權遞延股附帶之權利及限制載於綜合財務報表附註43。

CNA由Preserve Capital Trust(一項由薛嘉麟先生成立之全權信託，其受益人包括薛嘉麟先生一名家族成員及一間於香港成立的慈善機構)實益擁有。薛嘉麟先生被視為於CNA所擁有的上述本公司附屬公司全部無投票權遞延股中擁有權益。

除上文所披露者外，截至二零二零年十二月三十一日止，並無本公司之董事或最高行政人員於本公司或其任何相聯法團(定義見證券及期貨條例第XV部)之任何股份、相關股份或債券中擁有任何權益或淡倉。



# Directors' Report

## 董事會報告

### SUBSTANTIAL SHAREHOLDERS

As at 31 December 2020, the interests or short positions of every person (other than the Directors or chief executive of the Company) in the Shares and underlying Shares as recorded in the register required to be kept by the Company under Section 336 of the SFO were as follows:

#### Long Positions

Name of shareholder 股東名稱	Capacity 身份	Number of ordinary Shares held 持有普通股數目	Percentage of the issued share capital of the Company 佔本公司已發行 股本百分比
CNA <sup>1</sup>	Beneficial owner 實益擁有人	39,872,000	15.72%
Alpadis Trust (HK) Limited	Trustee 受託人	39,872,000 <sup>2</sup>	15.72%
Alpadis Group Holding AG	Interest in controlled corporation 於控制法團之權益	39,872,000 <sup>2</sup>	15.72%
Alain Esseiva	Interest in controlled corporation 於控制法團之權益	39,872,000 <sup>2</sup>	15.72%

#### Notes:

- CNA is beneficially owned by Preserve Capital Trust, a discretionary trust set up by Mr. SUEK Ka Lun, Ernie, the beneficiaries of which include a family member of Mr. SUEK Ka Lun, Ernie and a charitable institution set up in Hong Kong. Alpadis Trust (HK) Limited, which is wholly-owned by Alpadis Group Holding AG, is the trustee of Preserve Capital Trust. Alpadis Group Holding AG is owned as to 45.92% by Alain Esseiva.
- These 39,872,000 Shares duplicate with those held by CNA.

Save as disclosed above, the Directors are not aware of any other persons who had any interests or short positions in any Shares or underlying Shares as at 31 December 2020.

### 主要股東

截至二零二零年十二月三十一日止，各人士（本公司之董事或最高行政人員除外）於本公司按照證券及期貨條例第336條須予存置之登記冊中所記錄之股份及相關股份之權益或淡倉如下：

#### 好倉

Name of shareholder 股東名稱	Capacity 身份	Number of ordinary Shares held 持有普通股數目	Percentage of the issued share capital of the Company 佔本公司已發行 股本百分比
CNA <sup>1</sup>	Beneficial owner 實益擁有人	39,872,000	15.72%
Alpadis Trust (HK) Limited	Trustee 受託人	39,872,000 <sup>2</sup>	15.72%
Alpadis Group Holding AG	Interest in controlled corporation 於控制法團之權益	39,872,000 <sup>2</sup>	15.72%
Alain Esseiva	Interest in controlled corporation 於控制法團之權益	39,872,000 <sup>2</sup>	15.72%

#### 附註：

- CNA由Preserve Capital Trust（一項由薛嘉麟先生成立之全權信託，其受益人包括薛嘉麟先生一名家族成員及一間於香港成立的慈善機構）實益擁有。Alpadis Trust (HK) Limited（由Alpadis Group Holding AG全資擁有）為Preserve Capital Trust的受託人。Alpadis Group Holding AG由Alain Esseiva擁有45.92%權益。
- 該等39,872,000股股份指由CNA持有之同一批股份。

除上文所披露者外，董事概不知悉於二零二零年十二月三十一日有任何其他人士於任何股份或相關股份中擁有任何權益或淡倉。

# Directors' Report

## 董事會報告

### SHARE OPTION SCHEME

On 13 February 2014, a share option scheme (the "Share Option Scheme") was approved by shareholders of the Company and adopted by the Company. Unless otherwise cancelled or amended, the Share Option Scheme will remain in force for a period of 10 years commenced on the date on which the Share Option Scheme is adopted.

The purpose of the Share Option Scheme is to enable the Company to grant options to eligible participants as incentives or rewards for their contribution to the Group and/or to enable the Group to recruit and retain high-calibre employees and attract human resources that are valuable to the Group and any entity in which the Group holds an equity interest (the "Invested Entity").

The Directors may, subject to the provisions of the Share Option Scheme and the Listing Rules, invite any person belonging to any of the following classes of participants to take up the options:

- (a) any employee (whether full time or part time, including any executive director but excluding any non-executive director) of the Company, any of its subsidiary or any Invested Entity;
- (b) any non-executive Director (including independent non-executive directors) of the Company, any of its subsidiaries or any Invested Entity;
- (c) any supplier of goods or services to any member of the Group or any Invested Entity;
- (d) any customer of any member of the Group or any Invested Entity;
- (e) any person or entity that provides research, development or other technological support to any member of the Group or any Invested Entity;
- (f) any shareholder of any member of the Group or any Invested Entity or any holder of any securities issued by any member of the Group or any Invested Entity;
- (g) any adviser (professional or otherwise) or consultant to any area of business or business development of any member of the Group or any Invested Entity; and

### 購股權計劃

於二零一四年二月十三日，本公司股東批准並採納一項購股權計劃（「購股權計劃」）。除非另行註銷或修訂，否則購股權計劃將由購股權計劃獲採納當日起計十年內有效。

購股權計劃旨在使本公司可向合資格參與者授出購股權，藉以獎勵或回報合資格參與者為本集團作出之貢獻，及／或有助本集團羅致及挽留優秀僱員，並招攬對本集團及本集團持有權益的任何實體（「被投資實體」）有價值之人力資源。

董事可在購股權計劃之條文及上市規則之規限下，邀請屬於以下任何類別參與者的人士接納購股權：

- (a) 本公司、任何附屬公司或任何被投資實體的任何僱員（不論全職或兼職，包括任何執行董事但不包括任何非執行董事）；
- (b) 本公司、其任何附屬公司或任何被投資實體的任何非執行董事（包括獨立非執行董事）；
- (c) 本集團任何成員公司或任何被投資實體的商品或服務之任何供應商；
- (d) 本集團任何成員公司或任何被投資實體的任何客戶；
- (e) 向本集團任何成員公司或任何被投資實體提供研究、開發或其他技術支援的任何人士或實體；
- (f) 本集團任何成員公司或任何被投資實體的任何股東，或本集團任何成員公司或任何被投資實體發行的任何證券的任何持有人；
- (g) 本集團任何成員公司或任何被投資實體的任何業務範疇或業務發展的任何顧問（專業或其他）或諮詢人；及

# Directors' Report

## 董事會報告

### SHARE OPTION SCHEME (Continued)

- (h) any other group or classes of participants who have contributed or may contribute by way of joint venture, business alliance or other business arrangements to the development and growth of the Group.

and, for the purposes of the Share Option Scheme, the offer may be made to any company wholly owned by one or more persons belonging to any of the above classes of eligible participants.

The total number of Shares which may be allotted and issued upon exercise of all options to be granted under the Share Option Scheme and any other schemes must not in aggregate exceed 10% of the aggregate number of issued Shares at the day on which the Share Option Scheme was adopted, which was 10,193,545 Shares (restated to reflect the share consolidation effected on 5 April 2016), representing approximately 4.02% of the issued Shares as at the date of this Directors' Report. The maximum number of Shares which may be allotted and issued upon exercise of all outstanding options granted and yet to be exercised under the Share Option Scheme and any other schemes must not in aggregate exceed 30% of aggregate number of issued Shares from time to time.

The total number of Shares issued and to be issued upon exercise of the options granted under the Share Option Scheme and any other schemes to each participant in any 12-month period shall not exceed 1% of the aggregate number of issued Shares from time to time. Share options granted to a Director, chief executive or substantial shareholder of the Company or any of their respective associates must be approved by the independent non-executive Directors (excluding independent non-executive Director who is a grantee of the options). Where any grant of options would result in the Shares issued or to be issued upon exercise of all options already granted to a substantial shareholder of the Company or an independent non-executive Director or any of their respective associate in excess of 0.1% of the aggregate number of issued Shares and having an aggregate value, based on the closing price of the Shares at the date of grant, in excess of HK\$5 million in the 12-month period up to and including the date of such grant, such further grant of options must be approved by the shareholders of the Company in general meeting.

### 購股權計劃 (續)

- (h) 通過合營企業、業務聯盟或其他業務安排對本集團的發展及增長已作出或可能作出貢獻的任何其他組別或類別的參與人士。

並且，就購股權計劃而言，可能會向由屬於任何一個或多個上述類別的合資格參與者全資擁有的任何公司作出要約。

根據購股權計劃及任何其他計劃將授出之所有購股權獲行使時，可予配發及發行之股份總數合計不得超過於採納購股權計劃之日已發行股份總數之10%（即10,193,545股股份，已重列以反映於二零一六年四月五日生效之股份合併，相當於截至本董事會報告日期為止已發行股份約4.02%）。所有根據購股權計劃及任何其他計劃已授出但尚未行使之購股權獲行使時，可予配發及發行之股份總數最多不得超過不時已發行股份總數之30%。

於任何十二個月內，根據購股權計劃及任何其他計劃向每名參與者授出之購股權獲行使時已發行及將予發行之股份總數不得超過不時已發行股份總數之1%。向本公司董事、最高行政人員或主要股東或彼等各自之任何聯繫人授出購股權必須獲獨立非執行董事（不包括身為該等購股權承授人之獨立非執行董事）批准。倘任何授出之購股權將導致於截至授出購股權當日（包括該日）止十二個月期間因行使向本公司主要股東或獨立非執行董事或彼等各自之任何聯繫人已授出之全部購股權後所發行或將予發行之股份數目超過已發行股份總數0.1%及總值（按於授出日期股份的收市價計算）超過5,000,000港元，則進一步授出該等購股權必須獲本公司股東於股東大會上批准。

# Directors' Report

## 董事會報告

### SHARE OPTION SCHEME (Continued)

The subscription price for Shares under the Share Option Scheme shall be a price determined by the Directors, but shall not be less than the highest of (i) the closing price of the Shares as stated in the Stock Exchange's daily quotation sheet on the offer date, which must be a business day; (ii) the average closing price of the Shares as stated in the Stock Exchange's daily quotation sheets for the five business days immediately preceding the offer date; and (iii) the nominal value of a Share. A nominal consideration of HK\$1.00 is payable on acceptance of the grant of an option.

An option may be accepted by a participant within 21 days from the date of the offer for grant of the option.

Unless otherwise determined by the Directors and stated in the offer for the grant of options to grantees, there is no performance target and no minimum period for which an option must be held before it can be exercised under the Share Option Scheme.

No dividend will be payable and no voting rights will be exercisable in relation to an option that has not been exercised.

During the Year, no share option was granted, exercised, cancelled or lapsed under the Share Option Scheme. There was no outstanding share option under the Share Option Scheme as at 1 January 2020 and 31 December 2020.

### EQUITY-LINKED AGREEMENTS

Save for the Share Option Scheme, no equity-linked agreements were entered into by the Group during the Year or subsisted at the end of the Year.

### 購股權計劃 (續)

根據購股權計劃認購股份之認購價須為由董事釐定之價格，惟不得低於下列各項之最高者：(i)股份於要約日期（須為營業日）於聯交所每日報價表所列之收市價；(ii)股份於緊接要約日期前五個營業日在聯交所每日報價表所列之平均收市價；及(iii)一股股份之面值。接納所授出購股權時須支付象徵式代價1.00港元。

參與者可於購股權提呈授出日期後21日內接納購股權。

除非董事另行釐定並於向承授人提呈授出購股權時列明，否則購股權計劃概無有關績效目標及於行使前必須持有購股權之最短時間之規定。

尚未行使之購股權概不會獲派付任何股息，亦概無可行使之投票權。

於本年度，概無購股權根據購股權計劃授出、行使、註銷或失效。於二零二零年一月一日及二零二零年十二月三十一日，概無任何根據購股權計劃授出而尚未行使之購股權。

### 權益掛鈎協議

除購股權計劃外，於本年度內本集團並無訂立或本年度末並無仍然有效之與權益掛鈎之協議。

# Directors' Report

## 董事會報告

### COMPETING INTERESTS

During the Year, none of the Directors had any interest in any business which competed or was likely to compete, either any directly or indirectly, with the business of the Group.

### DIRECTORS' INTERESTS IN TRANSACTIONS, ARRANGEMENTS AND CONTRACTS

Save for the Share Option Scheme, at no time during the Year was the Company, or any of its subsidiaries, a party to any arrangements to enable the Directors to acquire benefits by means of the acquisition of shares in, or debentures of, the Company or any other body corporate.

Save as disclosed in note 39 to the consolidated financial statements, and the paragraphs headed "Connected Transactions and Continuing Connected Transactions" below, none of the Directors or an entity connected with a Director had a material interest, whether directly or indirectly, in any transaction, arrangement or contract of significance to which the Company, or any of its subsidiaries or fellow subsidiaries was a party and which was subsisting as at the end of the Year or at any time during the Year.

### INDEPENDENT NON-EXECUTIVE DIRECTORS

The Company has received, from each of the existing independent non-executive Directors, an annual confirmation of his independence pursuant to Rule 3.13 of the Listing Rules. The Company considers that all of the existing independent non-executive Directors are independent.

### 競爭權益

於本年度，概無董事於任何與或可能與本集團業務直接或間接競爭之業務中擁有任何權益。

### 董事於交易、安排及合約之權益

除購股權計劃外，於本年度任何時間，本公司或其任何附屬公司概無訂立任何安排，致使董事可藉購入本公司或任何其他法人團體之股份或債券而獲益。

除綜合財務報表附註39及下文「關連交易及持續關連交易」各段所披露者外，於本年度年末或本年度任何時間，概無董事或與董事相關之實體於本公司、其任何附屬公司或同系附屬公司所訂立的任何現存交易、安排或重大合約中直接或間接擁有重大權益。

### 獨立非執行董事

本公司已接獲各現任獨立非執行董事根據上市規則第3.13條就本身之獨立地位而發出之年度確認聲明。本公司認為，全體現任獨立非執行董事均具有獨立地位。

# Directors' Report

## 董事會報告

### CONNECTED TRANSACTIONS AND CONTINUING CONNECTED TRANSACTIONS

During the Year, the Group has engaged in certain connected transactions and continuing connected transactions which are subject to annual reporting requirement in Chapter 14A of the Listing Rules. Details of these transactions are set out below:

#### Continuing Connected Transactions

##### *Lease of commercial properties in Hong Kong*

The Group completed the acquisition of the entire issued share capital of Supreme Cycle Inc. ("Supreme Cycle") on 30 November 2016. The principal activities of Supreme Cycle are investment holding and property investment and its principal assets are units 21, 22, 23, 41 and 77 of 1/F and the whole of 3/F, Hop Yick Commercial Centre (Phase I), No. 33 Hop Choi Street, Yuen Long, New Territories, Hong Kong (the "Yuen Long Properties"). Pursuant to the tenancy agreement (the "Tenancy Agreement") dated 16 March 2016 entered into between Supreme Cycle as landlord and Well Dragon Limited ("Well Dragon") as tenant, the Yuen Long Properties have been leased to Well Dragon for an initial term of three years from 16 March 2016 to 15 March 2019. Since Well Dragon is wholly-owned by a trustee of a discretionary trust of which Mr. SUEK Ka Lun, Ernie is one of the discretionary objects, Well Dragon is a connected person of the Company under the Listing Rules and the transaction contemplated under the Tenancy Agreement constituted a continuing connected transaction of the Company under the Listing Rules upon completion of the acquisition of Supreme Cycle on 30 November 2016.

### 關連交易及持續關連交易

於本年度，本集團已從事若干關連交易及持續關連交易，有關交易須遵守上市規則第14A章內的年度報告規定。該等交易之詳情如下：

#### 持續關連交易

##### *於香港租賃商用物業*

本集團於二零一六年十一月三十日完成收購Supreme Cycle Inc. (「Supreme Cycle」) 的全部已發行股本。Supreme Cycle之主要業務為投資控股及物業投資，其主要資產為香港新界元朗合財街33號合益商業中心(I期)一樓的21、22、23、41及77號單位及三樓全層(「元朗物業」)。根據Supreme Cycle作為業主與樺龍有限公司(「樺龍」)作為租戶訂立日期為二零一六年三月十六日之租賃協議(「租賃協議」)，元朗物業已租賃予樺龍，初步年期為三年，自二零一六年三月十六日至二零一九年三月十五日。由於樺龍乃由全權信託之一名受託人全資擁有，而薛嘉麟先生為該全權信託之全權受益人之一，因此，根據上市規則，樺龍為本公司的關連人士，且根據上市規則，於二零一六年十一月三十日完成收購Supreme Cycle後，按照租賃協議擬進行之交易構成本公司之持續關連交易。

# Directors' Report

## 董事會報告

### CONNECTED TRANSACTIONS AND CONTINUING CONNECTED TRANSACTIONS (Continued)

#### Continuing Connected Transactions (Continued)

##### *Lease of commercial properties in Hong Kong (Continued)*

###### *Principal terms*

The terms of the Tenancy Agreement were determined after arm's length negotiations between the parties thereto. The principal terms of the Tenancy Agreement are set out below:

Use:	Operation of a karaoke outlet or related business ancillary to karaoke operations conducted by Well Dragon and its affiliated companies.
Term:	An initial fixed term of three years commenced from 16 March 2016 and ending on 15 March 2019 (both days inclusive) (the "Initial Term").

Subject to the terms and conditions of the Tenancy Agreement, Well Dragon has an option to renew the tenancy for a further term of three years from the expiration of the Initial Term (the "First Renewal Term") by giving Supreme Cycle prior written notice not less than six months before the expiration of the Initial Term. During the Year 2019, Well Dragon exercised the option and renewed the term to 15 March 2022 ("Renewed Tenancy Agreement").

### 關連交易及持續關連交易 (續)

#### 持續關連交易 (續)

##### *於香港租賃商用物業 (續)*

###### *主要條款*

租賃協議之條款乃由雙方經公平磋商釐定。租賃協議之主要條款載列如下：

用途：	由樺龍及其聯屬公司經營卡拉OK專門店或經營卡拉OK之相關附屬業務。
年期：	初步固定年期為三年，由二零一六年三月十六日起至二零一九年三月十五日止(包括首尾兩日) (「初步年期」)。

在租賃協議之條款及條件之規限下，樺龍有權選擇於初步年期屆滿前不少於六個月向Supreme Cycle發出事先書面通知，由初步年期屆滿起計，為租約再續期三年 (「首次續租年期」)。於二零一九年度，樺龍已行使期權及續租至二零二二年三月十五日 (「經重續租賃協議」)。

### CONNECTED TRANSACTIONS AND CONTINUING CONNECTED TRANSACTIONS (Continued)

#### Continuing Connected Transactions (Continued)

#### *Lease of commercial properties in Hong Kong (Continued)*

##### *Principal terms (Continued)*

Rent: For the Initial Term, a monthly rent of HK\$370,000 exclusive of rates, government rent, management fee and air-conditioning expense.

For the First Renewal Term, a monthly rent as agreed by Supreme Cycle and Well Dragon and in any event the increase of monthly rent shall be within a range of 0% to 10% of the monthly rent of the Initial Term. The parties agreed that the monthly rent during the First Renewal Term is HK\$370,000.

The monthly rent under the Renewed Tenancy Agreement was arrived at after arm's length negotiations between the parties thereto with reference to the prevailing market rents in the same district.

During the Year, the Group provided Well Dragon with a rental concession totalling HK\$1,295,000. The rental income charged by the Group to Well Dragon was HK\$1,110,000 (Year 2019: HK\$4,440,000).

### 關連交易及持續關連交易 (續)

#### 持續關連交易 (續)

#### 於香港租賃商用物業 (續)

##### 主要條款 (續)

租金：就初步年期而言，每月租金為370,000港元，不包括差餉、地租、管理費及空調費用。

就首次續租年期而言，每月租金按Supreme Cycle與樺龍所協定，且無論如何，每月租金之增幅須為初步年期每月租金之0%至10%範圍內。由各訂約方同意於首次續租年期內每月租金為370,000港元。

經重續租賃協議訂明之每月租金乃由各訂約方參考同區當前市值租金，經公平磋商後達致。

於本年度，本集團向樺龍提供合共1,295,000港元的租金優惠。本集團向樺龍收取之租金收入為1,110,000港元(二零一九年度：4,440,000港元)。



# Directors' Report

## 董事會報告

### CONNECTED TRANSACTIONS AND CONTINUING CONNECTED TRANSACTIONS (Continued)

#### Continuing Connected Transactions (Continued)

#### *Lease of commercial properties in Hong Kong (Continued)*

##### *Annual caps*

The annual caps for the transactions contemplated under the Tenancy Agreement are set out below:

**For the year  
ended/ending 31 December  
截至十二月三十一日止年度**

		<b>Annual Caps amount 年度上限金額 (HK\$) (港元)</b>
2016	二零一六年	3,515,000
2017	二零一七年	4,440,000
2018	二零一八年	4,440,000
2019	二零一九年	4,791,500
2020	二零二零年	4,884,000
2021	二零二一年	4,884,000
2022	二零二二年	5,270,650
2023	二零二三年	5,372,400
2024	二零二四年	5,372,400
2025	二零二五年	1,119,250

Details of the above transaction have been set out in the announcements of the Company dated 25 April 2016 and 30 November 2016 and the circular of the Company dated 20 July 2016.

The Company has followed the policies and guidelines when determining the prices and terms of the continuing connected transactions.

### 關連交易及持續關連交易 (續)

#### 持續關連交易 (續)

#### 於香港租賃商用物業 (續)

##### 年度上限

根據租賃協議擬進行之交易的年度上限載列如下：

上述交易之詳情已載列於本公司日期為二零一六年四月二十五日及二零一六年十一月三十日之公告及日期為二零一六年七月二十日之通函。

於釐定持續關連交易之價格及條款時，本公司已遵守有關政策及指引。

# Directors' Report

## 董事會報告

### CONNECTED TRANSACTIONS AND CONTINUING CONNECTED TRANSACTIONS (Continued)

#### Continuing Connected Transactions (Continued)

The continuing connected transactions have been reviewed by the independent non-executive Directors. The independent non-executive Directors have confirmed that the continuing connected transactions were entered into (i) in the ordinary and usual course of business of the Company; (ii) on normal commercial terms; and (iii) in accordance with the Tenancy Agreement and on terms that are fair and reasonable and in the interest of the Company and the shareholders of the Company as a whole.

Pursuant to Rule 14A.56 of the Listing Rules, the Company has engaged the external auditors of the Company to perform certain agreed-upon procedures in respect of these continuing connected transactions of the Group. The auditors have reported to the Board that:

- (i) nothing has come to the external auditors' attention that causes them to believe that the non-exempt continuing connected transactions have not been approved by the Board;
- (ii) for transactions involving the provision of goods or services by the Group, nothing has come to external auditors' attention that causes them to believe that the transactions were not, in all material respects, in accordance with the pricing policies of the Company;
- (iii) nothing has come to the external auditors' attention that causes them to believe that the transactions were not entered into, in all material respects, in accordance with the Tenancy Agreement; and
- (iv) with respect to the aggregate amount of the non-exempt continuing connected transactions, nothing has come to the external auditors' attention that causes them to believe that the non-exempt continuing connected transactions have exceeded the maximum aggregate annual caps disclosed in the relevant announcements of the Company in respect of the non-exempt continuing connected transactions.

The Directors confirmed that the related party transactions as disclosed in note 39 to the consolidated financial statements fall under the definition of "connected transaction" or "continuing connected transaction" (as the case may be) under Chapter 14A of the Listing Rules. The Directors confirmed that the Company has complied with the disclosure requirements in accordance with Chapter 14A of the Listing Rules in respect of such transactions.

### 關連交易及持續關連交易 (續)

#### 持續關連交易 (續)

獨立非執行董事已審閱持續關連交易。獨立非執行董事已確認，持續關連交易乃：(i)於本公司日常及一般業務過程中訂立；(ii)按一般商業條款訂立；及(iii)根據租賃協議進行，而有關協議之條款屬公平合理，並符合本公司及本公司股東之整體利益。

根據上市規則第14A.56條，本公司已委聘本公司外聘核數師就本集團該等持續關連交易執行若干協定程序。核數師已向董事會報告：

- (i) 外聘核數師並無發現任何事宜會令彼等相信不獲豁免持續關連交易未獲董事會批准；
- (ii) 就涉及本集團提供貨品或服務之交易而言，外聘核數師並無發現任何事宜會令彼等相信有關交易在各重大方面未有遵守本公司之定價政策；
- (iii) 外聘核數師並無發現任何事宜會令彼等相信有關交易在各重大方面並非按照租賃協議訂立；及
- (iv) 就不獲豁免持續關連交易之總額而言，外聘核數師並無發現任何事宜會令彼等相信，不獲豁免持續關連交易已超出本公司有關不獲豁免持續關連交易之相關公告內所披露之年度總值上限。

董事確認，綜合財務報表附註39所披露之關連人士交易符合上市規則第14A章內有關「關連交易」或「持續關連交易」（視情況而定）之定義。董事確認，就有關交易而言，本公司已遵守上市規則第14A章之披露規定。

# Directors' Report

## 董事會報告

### CONNECTED TRANSACTIONS AND CONTINUING CONNECTED TRANSACTIONS (Continued)

#### Continuing Connected Transactions (Continued)

##### *Termination of lease of commercial properties in Hong Kong*

On 31 July 2020, Supreme Cycle and Well Dragon entered into a deed of surrender, pursuant to which Supreme Cycle and Well Dragon agreed on the early termination of the Renewed Tenancy Agreement and the surrender of the Yuen Long Properties with effect from 31 July 2020.

##### *Connected Transaction*

On 10 January 2020, the Company and Smithfield Ventures Limited ("Underwriter") entered into an underwriting arrangement in respect of a proposed rights issue of the Company ("Underwriting Agreement"). The Underwriter is wholly-owned by CNA Company Limited, which is in turn beneficially owned by Preserve Capital Trust. CNA is a substantial shareholder of the Company. Therefore, the Underwriter is a connected person of the Company under Chapter 14A of the Listing Rules and the transactions contemplated under the Underwriting Agreement constitute connected transactions for the Company under the Listing Rules and are subject to the reporting, announcement and Independent Shareholders' approval requirements under Chapter 14A of the Listing Rules. However, as the resolution approving the proposed rights issue was not passed by the independent shareholders at the special general meeting of the Company, the proposed rights issue did not proceed and lapsed.

### EMOLUMENT POLICY

The emolument policy of the general staff of the Group is determined by the management of the Group with reference to the market conditions and qualifications of the employees. The reward packages for the staff are generally reviewed on an annual basis, depending on the staff's and the Group's performance.

The emoluments of the Directors and senior management of the Company are recommended by the Remuneration Committee and approved by the Board having regard to the Company's operating results, individual duties and responsibilities and performance and market practice and conditions.

### 關連交易及持續關連交易 (續)

#### 持續關連交易 (續)

##### *終止於香港租賃商用物業*

於二零二零年七月三十一日，Supreme Cycle與樺龍訂立放棄租用權契據，據此，Supreme Cycle及樺龍同意提早終止經重續租賃協議並歸還元朗物業，自二零二零年七月三十一日起生效。

##### *關連交易*

於二零二零年一月十日，本公司與Smithfield Ventures Limited (「包銷商」)就本公司的建議供股訂立包銷協議。包銷商由CNA Company Limited全資擁有，而CNA Company Limited由Preserve Capital Trust實益擁有。CNA為本公司的主要股東。因此，根據上市規則第14A章，包銷商為本公司之關連人士，而根據包銷協議擬進行的交易構成上市規則所指本公司之關連交易，須遵守上市規則第14A章下之申報、公告及獨立股東批准規定。然而，由於獨立股東於本公司股東特別大會上否決了批准建議供股的決議案，故建議供股並無進行且已失效。

### 薪酬政策

本集團一般員工之薪酬政策乃由本集團管理層參考市況及僱員資歷後釐定。為員工提供之薪酬待遇一般會每年檢討，當中會因應員工及本集團的表現調整。

董事及高級管理人員之薪酬由薪酬委員會推薦及由董事會批准，並已考慮本公司之經營業績、個別人士之職責及表現及市場慣例及市況。

# Directors' Report

## 董事會報告

### EMOLUMENT POLICY (Continued)

The Share Option Scheme as set out on pages 57 to 59 above was also adopted by the Company as a long-term incentive or rewards for the staff's contribution.

### CORPORATE GOVERNANCE

Throughout the Year, the Company applied the principles of and complied with all the provisions of the Corporate Governance Code contained in Appendix 14 to the Listing Rules, save for certain deviations. Details of the corporate governance practices of the Group during the Year are set out in Corporate Governance Report on pages 24 to 44.

### PERMITTED INDEMNITY PROVISION

During the Year and as at the date of this Directors' Report, an indemnity provision was in force such that the Directors should be indemnified by Company against all actions, costs, charges, losses, damages and expenses they may incur or sustain in the execution of their duty.

The Company has arranged for appropriate liability insurance for the directors and officers of the Group for indemnifying their liabilities arising out of corporate activities of the Company.

### PRE-EMPTIVE RIGHTS

There are no provisions for pre-emptive rights under the Company's Bye-laws or the laws of Bermuda, which would oblige the Company to offer new Shares on a pro-rata basis to its existing shareholders.

### SUFFICIENCY OF PUBLIC FLOAT

Based on information that is publicly available to the Company and within the knowledge of the Directors as at the latest practicable date prior to the date of this Directors' Report, at least 25% of the issued Shares were held by the public throughout the Year.

### DONATIONS

The Group made donations for charitable or other purposes of approximately HK\$476,000 for the Year (Year 2019: HK\$133,000) and has donated a total of 40 boxes, each containing 50 surgical masks to the charitable institutions in Hong Kong.

### 薪酬政策 (續)

本公司亦採納上文第57頁至第59頁所載之購股權計劃作為員工對本公司貢獻的一項長期激勵或獎勵。

### 企業管治

除若干偏離外，本公司於本年度一直應用上市規則附錄14所載企業管治守則之原則，並遵守所有條文。有關本集團本年度企業管治常規之詳情載於第24頁至第44頁之企業管治報告。

### 獲准許的彌償條文

於本年度及截至本董事會報告日期為止，彌償條文已生效，據此，董事獲本公司彌償彼等於履行職責時可能產生或面臨的所有訴訟、成本、費用、虧損、損失及開支。

本公司已為本集團之董事及高級人員安排合適之責任保險，以為彼等因本公司企業活動而產生之法律責任提供彌償保證。

### 優先認購權

本公司之公司細則或百慕達法律並無關於優先認購權，以規定本公司須按比例向其現有股東提呈新股份之條文。

### 足夠公眾持股量

基於本公司可公開獲得之資料及據董事所知悉，於本董事會報告日期前之最後實際可行日期，於本年度內公眾最少持有已發行股份之25%。

### 捐款

於本年度，本集團因慈善或其他目的所作的捐款總額約為476,000港元（二零一九年度：133,000港元），並向香港慈善機構捐贈合共40盒（每盒50個）外科口罩。

# Directors' Report

## 董事會報告

### SOCIAL RESPONSIBILITIES AND ENVIRONMENTAL POLICIES

The Group is committed to the long term sustainability of the environment and communities in which it engages. Acting in an environmentally responsible manner, the Group endeavours to identify and adopt effective measures to achieve efficient use of resources, energy saving and waste reduction. Please refer to the Environmental, Social and Governance Report on pages 72 to 123 for further information on the work done and efforts made by the Company on environmental protection and other aspects for sustainable growth and development of the business of the Group.

### PRINCIPAL RISKS AND UNCERTAINTIES

The Group's financial performance, operating results, business operation and prospects may be affected by a number of risks and uncertainties. The key risks and uncertainties identified by the Group are set out below. However, there may be other risks and uncertainties in addition to those shown below, which are not known to the Group or which may not be material now but could become material in the future. The management of the Company meets periodically to discuss these risks, and where appropriate, will monitor these risks closely and adopt any necessary risk mitigation measures. In respect of the details of the risk management system and internal audit function of the Company, please refer to the paragraphs headed "Risk Management and Internal Control" on pages 37 to 40.

#### Business Risk

The Group currently has seven operating segments in various industries and each operating segment has its specific business risks. For the Manufacturing and Sales Business and the Trading Business, the Group is subject to intense competition in terms of product prices and production costs, and is also affected by seasonal factors prevailing in the countries of targeted and existing customers. For the Lending Business, the collectability of outstanding loans and the customer network of the Group are both affecting the financial performance of the segment. The Music and Entertainment Business may be affected by the economic environment of Hong Kong and the PRC as it will have impact on the consumption behaviors of both individual and corporate customers. With respect to the Property Business, alternatives can be found in the respective location of the Group's premises and thus the rentals of its units offered to customers are subject to fierce market competition. To maintain the competitiveness of the Group, the management of the Company will meet regularly with the head of the respective business units to keep itself up-to-date with the business environment.

### 社會責任及環境政策

本集團致力在所處環境及社區實現長期可持續發展。本集團以對環境負責的方式行事，努力物色及採取有效措施以有效地利用資源、節約能源及減少浪費。有關本公司為環境保護及本集團業務可持續增長及發展的其他方面所作的工作及努力，請參閱第72頁至第123頁所載之環境、社會及管治報告以進一步了解詳情。

### 主要風險及不明朗因素

本集團的財務表現、經營業績、業務營運及前景可能受多項風險及不明朗因素所影響。本集團已識別的主要風險及不明朗因素載於下文。然而，除下文所示者外，亦可能出現本集團所知以外，或現時並不重大但日後可能屬重大的其他風險及不明朗因素。本公司管理層定期會面討論該等風險，並將於適當時緊密監督該等風險，並採納任何必要的風險緩解措施。有關本公司風險管理系統及內部審計職能之詳情，請參閱第37頁至第40頁題為「風險管理及內部監控」各段。

#### 業務風險

本集團現時擁有七個不同行業的營運分部，各營運分部均面對特定的業務風險。就製造及銷售業務以及貿易業務而言，本集團面對產品價格及生產成本的激烈競爭，亦受目標客戶及現有客戶所在國家當前的季節性因素所影響。就放貸業務而言，本集團未償還貸款的可收回性及本集團的客戶網絡均影響該分部的財務表現。音樂及娛樂業務可能受香港及中國的經濟環境所影響，而中港兩地的經濟會影響個人及公司客戶的消費行為。就物業業務而言，本集團的物業各自所在的地點存在其他選擇，因而向客戶提供的單位租金面對激烈的市場競爭。為維持本集團的競爭力，本公司管理層將與各業務部門主管定期會面，以緊貼最新的業務環境。

# Directors' Report

## 董事會報告

### PRINCIPAL RISKS AND UNCERTAINTIES (Continued)

#### Environmental Risk

The Group's Manufacturing and Sales Business is obliged to comply with a variety of environment protection laws and regulations on the discharge and disposal of waste materials, water and gas imposed by relevant governmental bodies in the PRC. These law and regulations govern the disposal of these wastes and impose fines and penalties for serious violation of environmental requirements, and any non-compliance may jeopardise the operating licences of the Group's subsidiaries engaged in the Manufacturing and Sales Business.

Moreover, environmental laws and regulations applicable to the Group are subject to change from time to time. It may be impracticable for the Group to continuously quantify the costs of complying with such laws and regulations, and any further change may also lead to a substantial increase in the operating costs of the Group. In this regard, the management of the Company regularly reviews adherence to relevant environmental laws and regulations with the head of the Manufacturing and Sales Business.

#### Market Price Risk

The Group's Securities Trading Business is exposed to the risk of decreasing fair values of equity securities as a result of the volatile market changes. The management of the Company together with the Investment Management Committee of the Board monitor the changes of respective securities' prices and may change the investment portfolio held and investment strategy whenever necessary.

### 主要風險及不明朗因素 (續)

#### 環境風險

本集團的製造及銷售業務有責任就排放及處理廢棄物料、廢水及廢氣遵守由中國相關政府機關頒佈的多項環保法例及規例。有關法例及規例監管此等廢棄物料處理方法，並對嚴重違反環保規定者施加罰款及處罰，而任何不合規情況可能會對本集團旗下從事製造及銷售業務的附屬公司的經營執照造成不利影響。

此外，適用於本集團之環保法例及規例可能不時變動。本集團持續計算遵守有關法例及規例的合規成本可能屬不切實際，而任何其他變動均可能令本集團的營運成本大增。就此而言，本公司管理層與製造及銷售業務主管定期審閱相關環境法例及規例的合規情況。

#### 市場價格風險

由於市場變化不穩，本集團的證券買賣業務正面臨股本證券公平值下降的風險。本公司管理層會連同董事會轄下的投資管理委員會監察各項證券價格的變動，並在有需要之情況下，可能會改變持有的投資組合及投資策略。

# Directors' Report

## 董事會報告

### COMPLIANCE WITH LAWS AND REGULATIONS

The Group's operations are carried out both in Hong Kong and the PRC and are regulated by their laws and regulations accordingly. In particular, the Group's Manufacturing and Sales Business is obliged to comply with a variety of environmental protection laws and regulations on the discharge of waste, water and pollutants and the labour law in the PRC. While any non-compliance may attract fines and penalties and jeopardise the operating licenses of the Group, the imposition of more stringent regulations may also increase the operating costs of the business segment.

During the Year and up to date of this Directors' Report, the Group has complied with the relevant laws and regulations that have significant impact in Hong Kong and the PRC. For details, please refer to the Environmental, Social and Governance Report on pages 72 to 123.

### MAJOR CUSTOMERS AND SUPPLIERS

During the Year, the percentage of purchases attributable to the 5 largest suppliers combined was less than 30%. The percentage of revenue from sales of goods or rendering of services attributable to the 5 largest customers combined was also less than 30%.

### RELATIONSHIP WITH KEY STAKEHOLDERS

The Group strives to maintain a strong relationship with its suppliers, customers, employees and other stakeholders to meet its immediate and long-term goals. Please refer to the Environmental, Social and Governance Report on pages 72 to 123 for further information.

### 遵守法律及規例

本集團在香港及中國營運業務，因此受兩地法律及規例監管。本集團的製造及銷售業務尤其須遵守多項有關廢物、污水及污染物排放的環保法律及規例，以及中國的勞動法。任何違規可能會招致罰款及懲處，並會危及本集團的經營牌照，而實施更嚴謹的規管亦可能會令本業務分類的經營成本上升。

於本年度及截至本董事會報告日期為止，本集團已遵守具重大影響力的香港及中國相關法律及規例。請參閱第72頁至第123頁之環境、社會及管治報告以進一步了解詳情。

### 主要客戶及供應商

於本年度，五大供應商應佔之採購額百分比合併計算為不足30%。五大客戶應佔來自出售貨品或提供服務之收益百分比合併計算為不足30%。

### 與主要持份者之關係

本集團努力與供應商、客戶、僱員及其他持份者保持緊密關係，藉此達到其短期及長遠目標。有關進一步資料請參閱第72頁至第123頁所載之環境、社會及管治報告。

# Directors' Report

## 董事會報告

### AUDITOR

The financial statements have been audited by Deloitte Touche Tohmatsu who shall retire and, being eligible, will offer themselves for re-appointment at the 2021 AGM. A resolution will be proposed at the 2021 AGM to re-appoint Messrs. Deloitte Touche Tohmatsu as the auditors of the Company.

There has been no change of auditors of the Company in any of the preceding three financial years.

On behalf of the Board

**SUEK Ka Lun, Ernie**  
*Chairman*

Hong Kong, 26 March 2021

### 核數師

財務報表由德勤•關黃陳方會計師行審核。德勤•關黃陳方會計師行將退任，惟符合資格於二零二一年股東週年大會上重選連任。本公司將於二零二一年股東週年大會上提呈續聘德勤•關黃陳方會計師行為本公司核數師之決議案。

於過往三個財政年度，本公司之核數師並無變動。

代表董事會

主席  
**薛嘉麟**

香港，二零二一年三月二十六日



# Environmental, Social and Governance Report

## 環境、社會及管治報告

### ABOUT THIS REPORT

This is the fifth Environmental, Social and Governance (“ESG”) report of Newway Group Holdings Limited (the “Company”, together with its subsidiaries, the “Group”), presenting the environmental and social impacts of the Group’s business activities during the year ended 31 December 2020, and its performance in measuring and managing these sustainability aspects during the Year.

The Board of Directors acknowledges its responsibility for ensuring the integrity of this report. To the best of its knowledge, this ESG Report addresses all relevant material issues and fairly presents the ESG performance of the Group. The Board of Directors confirms that it has reviewed and approved this ESG Report.

### Reporting Boundary and Scope

This ESG Report has been prepared in compliance with ESG Reporting Guide set out in Appendix 27 to the Listing Rules on the Stock Exchange of Hong Kong Limited (“HKEX”), focusing on environmental and social performance of the Group’s printing products manufacturing and sales business, being the largest business segment of the Group in terms of contribution to the revenue for the Year. This report has fulfilled the “Comply or Explain” stipulation and is centred on the reporting principles of “Materiality”, “Quantitative”, “Balance”, and “Consistency”. Quantitative data are analysed and presented in a way that allows for consistent comparison.

The boundary of this ESG Report remains unchanged from the previous year, encompassing the ESG performance of (1) Chung Tai Printing (International) Company Limited; (2) its wholly-owned subsidiary, namely 中星中大印刷(深圳)有限公司 (unofficial English translation being Newway Chung Tai Printing (Shenzhen) Company Limited) (“Newway Chung Tai Printing”); and (3) 錦翰印刷(深圳)有限公司 (unofficial English translation being Kam Hon Printing (Shenzhen) Company Limited) (“Kam Hon Printing”). These are the three principal subsidiaries of the Group’s printing products manufacturing and sales business. For governance section, please refer to the Corporate Governance Report on pages 24 to 44 of this Annual Report.

### 關於本報告

本報告為Newway Group Holdings Limited 中星集團控股有限公司\*（「本公司」，連同其附屬公司，統稱「本集團」）第五份環境、社會及管治報告，呈列本集團於截至二零二零年十二月三十一日止年度的業務活動對環境及社會的影響，以及於本年度在衡量及管理可持續發展議題方面的表現。

董事會知悉其有確保本報告真確的責任。據其所知，本環境、社會及管治報告涵蓋所有相關重大議題，並公允地呈列本集團的環境、社會及管治表現。董事會確認已審閱並通過本環境、社會及管治報告。

### 報告邊界及範圍

本環境、社會及管治報告乃根據香港聯合交易所有限公司（「聯交所」）上市規則附錄二十七所載《環境、社會及管治報告指引》而編製，集中披露本集團印刷產品製造及銷售業務（以本年度對本集團的收益貢獻計算為本集團的最大業務分類）的環境及社會表現。本報告已符合「不遵守就解釋」規定，並以「重要性」、「量化」、「平衡」及「一致性」的報告原則為中心。量化數據經分析後以可作一致的比較方式呈列。

本環境、社會及管治報告的披露邊界包括：(1)中大印刷(國際)有限公司、(2)其全資附屬公司中星中大印刷(深圳)有限公司（「中星中大印刷」）；及(3)錦翰印刷(深圳)有限公司（「錦翰印刷」）的環境、社會及管治表現。該三間公司為本集團印刷產品製造及銷售業務的主要附屬公司。有關管治一節，請參閱本年報第24頁至第44頁的企業管治報告。

\* 僅供識別

# Environmental, Social and Governance Report

## 環境、社會及管治報告

### ESG MANAGEMENT APPROACH

The Board assumes overall responsibility for the Group's ESG strategy and performance. The Board is responsible for providing strategic guidance, formulating sustainability policies and goals, supervising corporate governance matters, maintaining the Group's risk management procedures, ensuring the effectiveness of internal measures implemented, and incorporating ESG agenda into the Group's risk management procedures. The Group collected internal and external data as well as stakeholders' views in a comprehensive manner through different channels, historical data, future forecasts, cases and information of other relevant domestic or international companies, in order to identify ESG risks which are material to the Group. Measures to address such risks are formulated accordingly and risk management measures of the Group are reviewed as and when necessary to ensure their effectiveness.

The Group's core business is manufacturing and sale of paper products. Recognising the importance of sound ESG management, we are committed to proactively implementing sustainable development initiatives and gradually integrate ESG aspects into our daily operations. It is our responsibility to mitigate the impacts of our operations to both the environment and the communities where we operate. A range of quantitative targets, spanning across all ESG topics, are monitored and reviewed to track our ESG performance. We strive to refine our management approach in on-going basis to achieve continuous improvement.

Proper social responsibility management can bring about positive impacts to the Group including higher operational efficiency and lower cost. To this end, we have a SA8000 Standard compliant Social Responsibility Management System in place. Overseen by the top management and five executive committees, implementation of this system is spearheaded by the Senior Vice President in a top-down approach. Our production manufacturing sites are qualified to hold ISO 9001, ISO 14001 and OHSAS 18001 certifications in relation to quality management, environmental management and occupational health and safety management systems respectively.

### 環境、社會及管治管理方法

董事會承擔本集團環境、社會及管治政策及表現的整體責任。董事會負責提供戰略指引、制定可持續發展政策及目標、監督企業管治管理事宜、維持本集團的風險管理程序、確保實施的內部措施的有效性，以及將環境、社會及管治議程納入本集團的風險管理程序。本集團透過不同渠道、過往數據、未來預測以及其他相關國內或國際公司的個案及資料全面收集內部及外部數據以及持份者的看法，以識別對本集團而言屬重大的環境、社會及管治風險。應對該等風險的措施已相應制訂，而本集團的風險管理措施亦於有需要時審閱，以確保其有效性。

本集團的核心業務為製造及銷售紙類產品。我們承認穩健環境、社會及管治管理的重要性，並致力積極實施可持續發展舉措以及逐步將環境、社會及管治範疇融入我們的日常營運。我們的責任為減輕我們的營運對環境及我們營運的社區之影響。我們監察及檢討一系列涵蓋所有環境、社會及管治範疇的量化目標，以追蹤我們的環境、社會及管治表現。我們致力持續優化我們的管理方法，以達致持續改進。

妥善的社會責任管理可對本集團帶來正面影響，包括較高營運效率及降低成本。就此而言，我們設有遵循SA8000標準的社會責任管理系統。此系統由高級管理層及五個執行委員會監察，而此系統的執行由高級副總裁以上至下的方式領導。我們的生產製造基地合資格持有分別與品質管理、環境管理以及職業健康及安全管理系統有關的ISO 9001、ISO 14001及OHSAS 18001認證。

# Environmental, Social and Governance Report

## 環境、社會及管治報告

### ESG MANAGEMENT APPROACH (Continued)

### 環境、社會及管治管理方法 (續)



# Environmental, Social and Governance Report

## 環境、社會及管治報告

### ESG MANAGEMENT APPROACH (Continued)

#### Stakeholder Engagement

The Group constantly engages with both internal and external stakeholders, a process essential to identify ESG risks and opportunities. Moreover, we are committed to understanding issues that concern them and provide feasible solutions. The Group proactively engages with stakeholders including customers, employees, suppliers, investors, the government and the community through channels such as annual reports, surveys, meetings, etc.

### 環境、社會及管治管理方法 (續)

#### 持份者參與

本集團持續與內部及外部持份者溝通，此為發現環境、社會及管治風險及機遇的必要程序。此外，我們致力了解彼等關注的議題，並提供可行的解決方案。本集團積極透過年報、調查及會議等渠道與持份者（包括客戶、僱員、供應商、投資者、政府及社會）溝通。

Stakeholder Groups 持份者群組	Communication Channels 溝通渠道	Issues of Concern 關注事項
<b>Customers</b> 客戶	<ul style="list-style-type: none"> <li>Company website 本公司網站</li> <li>Feedback by phone 電話反饋意見</li> <li>Formal process for handling complaints 處理投訴的正式程序</li> </ul>	<ul style="list-style-type: none"> <li>Customer satisfaction 客戶滿意程度</li> <li>Data privacy 數據隱私</li> </ul>
<b>Employees</b> 僱員	<ul style="list-style-type: none"> <li>Staff meetings 員工會議</li> <li>Annual appraisals 年度評估</li> </ul>	<ul style="list-style-type: none"> <li>Training and development 培訓及發展</li> <li>Occupational Health and Safety 職業健康及安全</li> </ul>
<b>Suppliers</b> 供應商	<ul style="list-style-type: none"> <li>Website for prospective suppliers 潛在供應商網站</li> <li>Supplier assessment 供應商評估</li> <li>Supplier conference 供應商會議</li> </ul>	<ul style="list-style-type: none"> <li>Third party risk management 第三方風險管理</li> </ul>

# Environmental, Social and Governance Report

## 環境、社會及管治報告

### ESG MANAGEMENT APPROACH (Continued)

### 環境、社會及管治管理方法 (續)

#### Stakeholder Engagement (Continued)

#### 持份者參與 (續)

Stakeholder Groups 持份者群組	Communication Channels 溝通渠道	Issues of Concern 關注事項
<b>Investors</b> 投資者	<ul style="list-style-type: none"> <li>Annual reports and interim reports 年報及中期報告</li> <li>Corporate communications and press releases 企業通訊及新聞稿</li> </ul>	<ul style="list-style-type: none"> <li>Corporate governance 企業管治</li> <li>Business operations 業務運作</li> <li>Information disclosure 資料披露</li> </ul>
<b>Government</b> 政府	<ul style="list-style-type: none"> <li>Compliance with applicable laws and regulations 遵守適用法律及法規</li> </ul>	<ul style="list-style-type: none"> <li>Legitimacy of service and business ethics 服務合法性及商業道德</li> <li>Tax compliance 稅務合規</li> </ul>
<b>Community</b> 社區	<ul style="list-style-type: none"> <li>Compliance with applicable laws and regulations 遵守適用法律及法規</li> <li>Support charitable institutions 支持慈善組織</li> </ul>	<ul style="list-style-type: none"> <li>Environmental protection 環境保護</li> <li>Contribution to the community 對社區的貢獻</li> </ul>

# Environmental, Social and Governance Report

## 環境、社會及管治報告

### ENVIRONMENTAL PROTECTION

*The Group continues to be committed to reduce its environmental impacts through establishing environmental targets and adopting new technologies to improve operational efficiency.*

#### Environmental Management

The Environmental Executive Committee is responsible for identifying the potential environmental impacts of the Group's operations through regular site inspections and documents review. To manage its environmental performance, the Group has implemented an environmental management system ("EMS") within its organisation. The Group's management has the responsibility to approve the environmental management approach and targets, ensuring effective allocation of resources for environmental management and compliance with the laws and regulations. The EMS of the Group's subsidiaries Newway Chung Tai Printing and Kam Hon Printing is certified with the ISO14001:2015 Standard.

To make sure effective environmental management in the factories, the Group has formulated a series of management procedures ranging from management of waste to chemicals and dangerous goods, energy and resources. In addition, the Group has established an Environmental Management Team in its subsidiaries. Spearheaded by the EHS senior management representative, the team is responsible for implementation of environmental protection measures, research on hazardous chemicals control and monitoring and measurement of environmental indicators.

#### Environmental Performance Tracking

To monitor the environmental performance of the Group, both Newway Chung Tai Printing and Kam Hon Printing have established eight environmental targets, covering air emissions, effluent discharge, hazardous waste management, resource consumption and noise pollution. The subsidiaries regularly analyse the data for performance monitoring.

### 環境保護

本集團透過制定環境目標及採納新技術以改善營運效率，持續致力減低其對環境構成的影響。

#### 環境管理

環境執行委員小組負責透過定期的實地視察及審閱文件識別本集團營運的潛在環境影響。為管理其環境表現，本集團已於其組織內實施環境管理體系（「環境管理體系」）。本集團管理層負責批准環境管理方法及目標、確保有效分配環境管理的資源以及符合法律及法規。本集團附屬公司中星中大印刷及錦翰印刷的環境管理體系已獲ISO14001:2015標準認證。

為確保廠房的有效環境管理，本集團已制訂一系列的管理程序，介乎廢物至化學品及危險品、能源及資源的管理。此外，本集團於其附屬公司已設立環境管理團隊。該團隊由職業健康及安全的高級管理層代表領導，負責實施環保措施、有害化學物研究以及環境指標的監察及計量。

#### 環境表現追蹤

為監察本集團的環境表現，中星中大印刷及錦翰印刷均已制訂八大環境目標，涵蓋空氣排放物、污水排放、有害廢物管理、資源消耗及噪音污染。附屬公司定期分析數據以進行表現監察。

# Environmental, Social and Governance Report









## 環境、社會及管治報告

### ENVIRONMENTAL PROTECTION (Continued)

#### Environmental Management (Continued)

#### Environmental Performance Tracking (Continued)

The table below summarises the Group's progress towards its annual environmental targets. Please refer to the corresponding sections of this report for details of each target.

Environmental Aspects 環境範疇	Neway Chung Tai Printing 中星中大印刷	Kam Hon Printing 錦翰印刷	Corresponding Section 相應章節
 Energy Consumption 能源消耗	>70% achieved >70%達標	100% achieved 100%達標	Energy 能源
 Water Consumption 水資源消耗	>50% achieved >50%達標		Water 水資源
 Paper Consumption 紙張消耗	>90% achieved >90%達標		Paper Usage and Packaging 紙張用途及包裝
 Stationary Source Emissions 固定源氣體排放	100% achieved 100%達標		Air Emissions 空氣排放物
 Mobile Source Emissions 移動源排放			Effluent and Waste Management 污水及廢棄物管理
 Effluent Discharge 污水排放			
 Hazardous Waste Management 有害廢棄物管理			
 Noise Emissions 噪音排放		Noise Management 噪音管理	

During the Year, the Group strictly complied with the applicable environmental laws and regulations<sup>1</sup>. The Group was not aware of any non-compliance of relevant laws and regulations that have a significant impact on the Group relating to air and greenhouse gas (GHG) emissions, discharges into water or land, and generation of hazardous and non-hazardous waste.

### 環境保護 (續)

#### 環境管理 (續)

#### 環境表現追蹤 (續)

下表概述本集團對其年度環境目標的進度。請參閱本報告相應章節，以了解各目標的詳情。

年內，本集團嚴格遵守適用環境法律及法規。本集團並不知悉任何違反相關法律及法規存在有關氣體及溫室氣體排放、向水及土地排污以及有害及無害廢棄物的產生，並將會對本集團構成重大影響的事宜。

<sup>1</sup> Please refer to **Laws and Regulations** section for environmental-related laws and regulations.

<sup>1</sup> 請參閱**法律及法規**一節，以瞭解與環境相關的法律及法規。

# Environmental, Social and Governance Report

## 環境、社會及管治報告

### ENVIRONMENTAL PROTECTION (Continued)

#### Resources Conservation

##### Paper Usage and Packaging

Paper is the major material used in production and the Group spares no effort in its conservation, through minimising the use, reusing and practicing sustainable procurement in its operations. FSC-certified paper is used in production, ensuring our products are made with materials from well-managed forests. During production, the Group prevents overuse of materials by implementing quota collection and strengthening the quality management of products to reduce the occurrence of unqualified products.

In addition, green office initiatives are being implemented to reduce paper consumption. Employees are encouraged to adopt double-sided printing and photocopying to fully utilise the resources. Paper consumption is monitored and controlled on a monthly basis to prevent wastage.

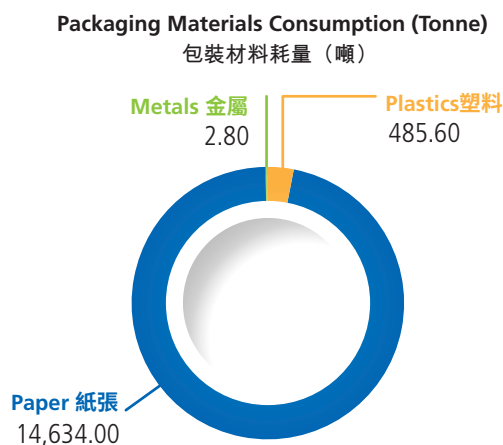
### 環境保護 (續)

#### 節約資源

##### 紙張使用及包裝

紙張為生產所用的主要物料，而本集團透過減少使用、重用及於其營運中實行可持續採購，不遺餘力地節約用紙。獲FSC認證的紙張乃用於生產，以確保我們的產品乃由來自管理良好的森林之物料製成。於生產時，本集團透過實行配額收集以防止過度使用物料，及強化產品的品質管理，從而減少出現不合規格的產品。

此外，本集團實施綠色辦公室措施以減少紙張消耗。本集團鼓勵僱員使用雙面列印及複印以充分利用資源。本集團每月監察及控制紙張消耗以避免浪費。



During the Year, the Group consumed 14,634.00 tonnes of paper, 485.60 tonnes of plastics and 2.80 tonnes of metals for packaging. To reduce packaging materials consumption, customers are encouraged to return carton boxes for reuse.

於本年度，本集團消耗14,634.00噸紙張、485.60噸塑料及2.80噸金屬作包裝之用。為減少消耗包裝物料，本集團鼓勵客戶交回包裝箱以便重用。



# Environmental, Social and Governance Report

## 環境、社會及管治報告

### ENVIRONMENTAL PROTECTION (Continued)

#### Resources Conservation (Continued)

#### Paper Usage and Packaging (Continued)

### 環境保護 (續)

#### 節約資源 (續)

#### 紙張使用及包裝 (續)

#### Paper Consumption Targets

##### 紙張消耗目標



#### Neway Chung Tai Printing

##### 中星中大印刷

Consuming  $\leq 4$  pieces of paper per thousand press pile boards of production units  
每千印刷生產單位的耗紙量不超過四張

**92% achieved**  
**92% 達標**

#### Kam Hon Printing

##### 錦翰印刷

Average monthly consumption of  $\leq 48,000$  pieces of paper  
每月平均耗紙量不超過48,000張

**100% achieved**  
**100% 達標**

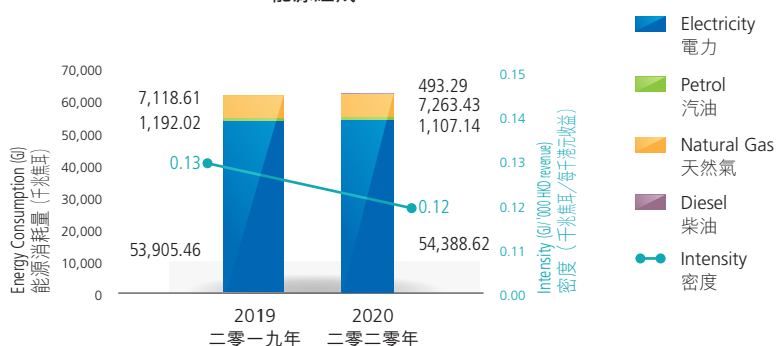
### Energy

The Group's operations involve consumption of petrol for mobile vehicles, diesel, natural gas for boilers and purchased electricity. The Group's energy consumption mainly comprises electricity consumption. Diesel is used for electricity generation due to power outages. During the Year, the Group consumed a total of 63,252.48 GJ energy, with an energy intensity of 0.12 GJ per thousand Hong Kong Dollars revenue.

### 能源

本集團的營運涉及移動車輛的汽油消耗、柴油、鍋爐消耗的天然氣及購買電力。本集團的能源消耗主要包括電力消耗。柴油於停電時用作發電。於本年度，本集團合共消耗63,252.48千兆焦耳的能源，而能源密度則為每千港元收益0.12千兆焦耳。

Energy Composition  
能源組成



To detect unusual energy consumption at the facilities, the Group monitors and analyses electricity consumption data on a monthly basis. The Group has adopted a series of energy-saving initiatives, with an aim to enhance energy efficiency and reduce energy consumption. In addition to adopting energy-efficient appliances, the Group strives to improve indoor ventilation and regulate indoor temperature to reduce energy consumption of air conditioners. Adoption of the non-invasive electromagnetic scale control system in 2017 has not only improved the lifespan of boilers but also reduced energy consumption by 12%.

為監測設施的異常能源消耗，本集團每月監察及分析電力消耗數據。本集團已採納一系列節能措施，旨在提供能源效益及減少能源消耗。除採納符合能源效益的電器外，本集團致力改善室內通風及監察室內溫度，以減少空調的能源消耗。於二零一七年採用非嵌入式電磁波水垢清除系統不僅改善鍋爐的壽命，亦減少12%的能源消耗。

# Environmental, Social and Governance Report

## 環境、社會及管治報告

### ENVIRONMENTAL PROTECTION (Continued)

#### Resources Conservation (Continued)

##### Energy (Continued)

Training is provided to relevant employees on sustainable and responsible use of resources, raising the awareness of employees on energy saving. Employees who are responsible for energy management are required to attend the training before being deployed to work.

### 環境保護 (續)

#### 節約資源 (續)

##### 能源 (續)

本集團會向相關僱員提供有關可持續及負責任使用資源的培訓，以提升僱員有關節能的意識。負責能源管理的僱員於派遣前往工作前須出席培訓。

Energy-saving Initiatives 節能措施			
Adopted energy-efficient water dispensers 採用節能飲水機	Improve air ventilation and regulate indoor temperature 改善室內通風及調節室溫	Adopted non-invasive electromagnetic scale control system since 2017 自二零一七年起採用非嵌入式電磁波水垢清除系統	
Provided energy-saving training to employees 向僱員提供節能培訓	Switch off idle electronic appliances 關閉閒置電器	Regular maintenance of machinery to ensure operational efficiency 定期維護機器以確保操作效率	Reduce operations duration of energy-intensive machinery 減少能源密集機器的運作時間

### Energy Consumption Targets 能源消耗目標



#### Neway Chung Tai Printing 中星中大印刷

Consuming ≤30 kWh of electricity per thousand press pile boards of production units  
每千印刷生產單位的用電量不超過30千瓦時

**77% achieved**  
77% 達標

#### Kam Hon Printing 錦翰印刷

- Electricity cost rate of ≤450 RMB/'0,000 RMB stock-in quantity  
每人民幣萬元入庫額的用電量成本率不超過人民幣450元
- Energy consumption target for office: June to September: ≤20,000 kWh, and October to May ≤15,000 kWh  
辦公室的能源消耗目標：  
六月至九月：≤20,000千瓦時  
十月至五月：≤15,000千瓦時

**100% achieved**  
100% 達標

# Environmental, Social and Governance Report

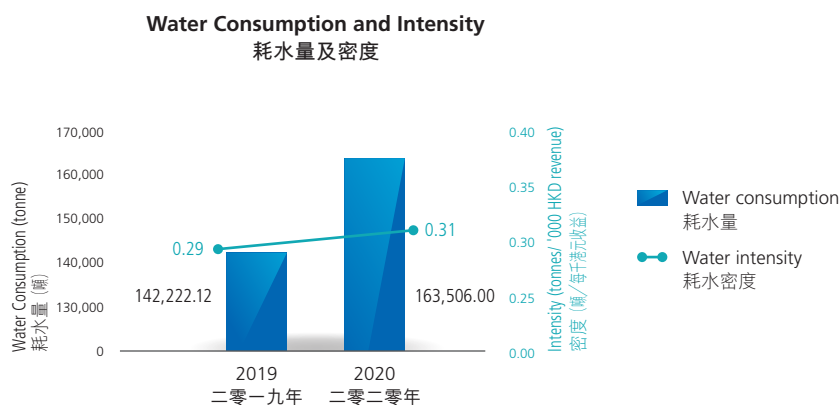
## 環境、社會及管治報告

### ENVIRONMENTAL PROTECTION (Continued)

#### Resources Conservation (Continued)

##### Water

The Group consumed a total of 163,506.00 tonnes of water during the Year, with water intensity of 0.31 tonnes per thousand Hong Kong Dollars revenue. During the Year, the Group did not have any issue in sourcing water that is fit for the purpose.



The Group strives to minimise water consumption through wastewater recycling, water leakage detection and reducing water usage. In 2020, one of our subsidiaries, Neway Chung Tai Printing, has adopted a wastewater recycling system to reuse the boiler water and treated water for toilet flushing. Along with water recycling, the Group conducts regular water consumption monitoring, site inspection and facility maintenance to detect abnormal water consumption and water leaks.

### 環境保護 (續)

#### 節約資源 (續)

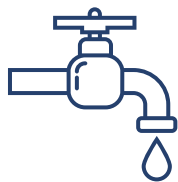
##### 水資源

於本年度，本集團的總耗水量約為163,506.00噸。耗水密度約為每千港元收益約0.31噸。於本年度，本集團在取得適用水源方面並無任何問題。

本集團致力透過廢水回收、漏水檢測及減少用水以降低用水量。於二零二零年，本集團其中一間附屬公司中星中大印刷已採用廢水回收系統，以將鍋爐水及經處理的水重用作沖廁用途。連同水資源回收，本集團進行定期的用水監測、實地視察及設施維護，以檢測不正常的用水及漏水。

#### Water Consumption Targets

##### 用水目標



##### Neway Chung Tai Printing 中星中大印刷

Consuming  $\leq 0.23$  tonnes of water per thousand press pile boards of production units  
每千印刷生產單位的耗水量不超過0.23噸

**51% achieved**  
**51% 達標**

##### Kam Hon Printing 錦翰印刷

Monthly water consumption  $\leq 2,500$  m<sup>3</sup>  
每月用水  $\leq 2,500$  立方米

**100% achieved**  
**100% 達標**

# Environmental, Social and Governance Report

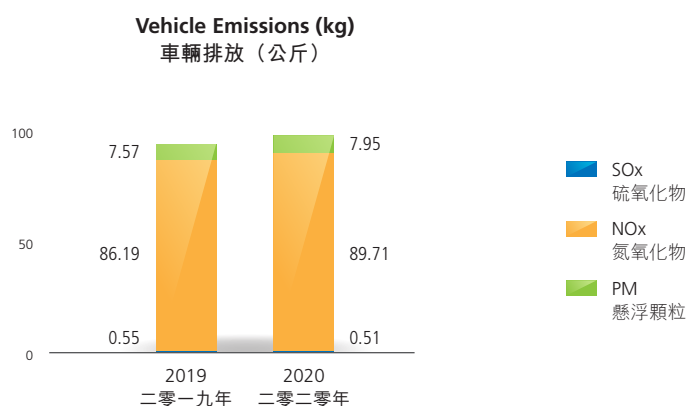
## 環境、社會及管治報告

### ENVIRONMENTAL PROTECTION (Continued)

#### Emission Control

##### Air Emissions

The Group's air emissions include emissions from stationary sources of Volatile Organic Compounds (VOCs) during operations, and emissions from company vehicles. During the Year, the Group's vehicles emitted a total of 0.51 kg of sulphur oxides (SO<sub>x</sub>), 89.71 kg of nitrogen oxides (NO<sub>x</sub>) and 7.95 kg of particulate matter (PM).



The Group continues to reduce its stationary and mobile air emissions through regular maintenance and installation of air pollutants treatment facilities. For stationary emissions, we set targets to maintain concentration of pollutants within the allowable emission level. VOCs generations are attributed to the use of printing ink during production. To minimise VOCs emissions, the Group has installed an exhaust gas treatment facility to remove VOCs in the exhaust gas before discharge. Exhaust monitoring and testing are regularly conducted to ensure compliance with the Printing Industry VOC Emission Standard (DB44/815-2010) and Guangdong Province Standards for Air Pollution Emission Limit Value (DB44/27-2001). In 2020, Newway Chung Tai Printing has revamped its boilers and exhaust treatment facilities to further reduce its air emissions.

### 環境保護 (續)

#### 排放控制

##### 空氣排放物

本集團的空氣排放物包括營運過程中固定排放的揮發性有機化合物及公司車輛的移動排放。於本年度，本集團的車輛產生0.51公斤硫氧化物、89.71公斤氮氧化物及7.95公斤懸浮顆粒。

本集團繼續透過定期維護及安裝空氣污染物處理設施降低其固定及流動空氣排放物。就固定排放而言，我們設定目標以保持污染物排放處於允許的排放水平內。揮發性有機化合物的產生乃歸因於在生產過程中使用印刷用的油墨。為降低揮發性有機化合物的排放，本集團已安裝廢氣處理設施，以於排放前移除廢氣中的揮發性有機化合物。本集團定期監察及測試廢氣，以確保遵守《印刷行業揮發性有機化合物排放標準》(DB44/815-2010)及《廣東省大氣污染排放限值標準》(DB44/27-2001)。於二零二零年，中星中大印刷已翻新其鍋爐及廢氣處理設施，以進一步減少其空氣排放物。

# Environmental, Social and Governance Report

## 環境、社會及管治報告

### ENVIRONMENTAL PROTECTION (Continued)

#### Emission Control (Continued)

#### Air Emissions (Continued)

### 環境保護 (續)

#### 排放控制 (續)

#### 空氣排放物 (續)

#### Reducing NOx Emissions through Gas Boiler Revamping Project 透過鍋爐翻新項目降低氮氧化物排放

The Neway Chung Tai Printing has reduced nitrogen oxides (NOx) emissions by installing low NOx burners in natural gas boilers. Through reducing the peak flame temperature in the boiler, less NOx is generated during combustion. Along with the installation of low NOx burners, the Group has also replaced the current gas boiler with steam generators, aiming to increase the steam generation efficiency and reduce NOx emissions.

中星中大印刷透過於天然氣鍋爐安裝低氮燃燒器以降低氮氧化物的排放。透過降低鍋爐內的最高火焰溫度，於燃燒過程中將產生較少氮氧化物。在安裝低氮燃燒器的同時，本集團亦已以蒸汽熱源機取代現有的鍋爐，旨在提升蒸汽產生效率及降低氮氧化物的排放。

#### Renovation of Exhaust Treatment Facilities 整改廢氣處理設施

To minimising VOCs emissions, Neway Chung Tai Printing has renovated its exhaust treatment facilities in order to optimise VOCs removal. Spray column and activated carbon adsorption towers remove VOCs from the exhaust gas before discharge. It is expected that the renovation of exhaust treatment facilities can remove 48% of VOCs emissions. 為減少揮發性有機化合物的排放，中星中大印刷已整改其現有廢氣處理設施，以優化揮發性有機化合物的清除。噴淋塔及活性炭吸附塔可於排放前清除廢氣中的揮發性有機化合物。預期翻新廢氣處理設施可減少48%的揮發性有機化合物排放。

For reducing vehicle emissions, the Group has started using high energy-efficiency fuel in certain vehicles which improves engine performance. Annual maintenance of exhaust treatment system and exhaust emission tests are conducted to ensure exhaust treatment efficiency.

為降低車輛排放，本集團已於若干車輛開始使用高能源效益的燃料，以改善引擎的性能。本集團會每年進行廢氣處理系統的年度維護及廢氣排放測試，以確保廢氣處理的效率。

# Environmental, Social and Governance Report

## 環境、社會及管治報告

### ENVIRONMENTAL PROTECTION (Continued)

#### Emission Control (Continued)

#### Air Emissions (Continued)

### 環境保護 (續)

#### 排放控制 (續)

#### 空氣排放物 (續)

#### Air Emission Targets

##### 空氣排放物目標



#### Neway Chung Tai Printing and Kam Hon Printing

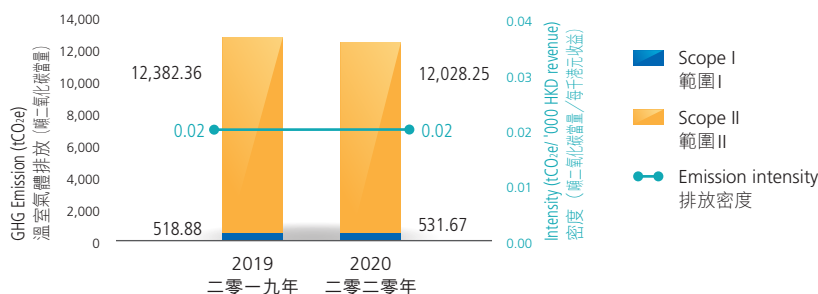
##### 中星中大印刷及錦翰印刷

- |   |   |
|---|---|
| <p>1. Conduct annual test for vehicle exhaust gas to ensure compliance with the Shenzhen Motor Vehicle Emission Standard<br/>每年進行車輛的廢氣排放測試，以確保符合深圳機動車尾氣排放標準</p> | <p>2. Monitor the VOC level and other parameters for stationary exhaust gas to ensure compliance with the Printing Industry VOC Emission Standard DB44/815-2010 and Guangdong Province Standards for Air Pollution Emission Limit Value DB44/27-2001<br/>監控揮發性有機化合物水平及固定廢氣的其他系數，確保符合DB44/815-2010印刷行業揮發性有機化合物排放標準及DB44/27-2001廣東省大氣污染排放限值標準</p> |
|---|---|

**100% achieved**  
**100%達標**

**100% achieved**  
**100%達標**

**GHG Emission and Intensity**  
溫室氣體排放及密度



\* Emission factors are adjusted compared to those disclosed in 2019 report, and GHG emission in 2019 are recalculated and adjusted in the above figure.

\* 溫室氣體排放因子較二零一九年有所調整，故上圖二零一九年的溫室氣體的數據已重新計算並調整。

# Environmental, Social and Governance Report

## 環境、社會及管治報告

### ENVIRONMENTAL PROTECTION (Continued)

#### Emission Control (Continued)

##### Greenhouse Gas Emissions

The greenhouse gases (GHG) emissions of the Group comprise of direct emissions from fuel combustion (Scope 1), and indirect emissions from purchased electricity (Scope 2). During the Year, the Group's total GHG emissions were 12,559.92 tonnes of carbon dioxide equivalent (tCO<sub>2</sub>e), with a GHG emission intensity of 0.02 tCO<sub>2</sub>e per thousand Hong Kong Dollars revenue.

Since emissions due to electricity consumption account for the major part of total GHG emissions, we strive to reduce electricity consumption by implementing energy-saving measures in our operations. We have also adopted a non-invasive electromagnetic scale control system in boilers to optimise energy efficiency, leading to reduction in natural gas consumption. For further details on the energy-saving initiatives, please refer to the "Energy" section.

#### Effluent and Waste Management

The Group's operations generate both industrial and domestic wastewater. During the Year, the Group discharged 13,553.00 tonnes of wastewater. The Group ensures proper discharge of wastewater by strictly complying with the Discharge Limits of Water Pollutants in Guangdong Province. Industrial wastewater is treated and recycled in the sewage recycling system, while domestic wastewater is diverted to the municipal pipeline network for treatment.

We monitor the quality of effluents discharged through regular third-party testing on water quality parameters including pH, chemical oxygen demand (COD), biological oxygen demand (BOD<sub>5</sub>) and suspended solids (SS). In 2020, the Group revamped its wastewater treatment facility, aiming to improve the wastewater quality standard.

For waste management, the Group strictly complies with the relevant laws and regulations including the Law of the PRC on the Prevention and Control of Environmental Pollution by Solid Waste. The Group has implemented a waste management approach, which sets out the standard waste handling process including waste segregation, collection, storage and control. Quality management department is responsible for monitoring waste management through internal audits and inspections.

### 環境保護 (續)

#### 排放控制 (續)

##### 溫室氣體排放

本集團的溫室氣體排放包括燃料燃燒的直接排放量(範圍I)及購買電力的間接排放量(範圍II)。於本年度,本集團的溫室氣體排放總量為12,559.92噸二氧化碳當量,溫室氣體排放密度為每千港元收益0.02噸二氧化碳當量。

由於電力消耗的排放佔溫室氣體排放總量的大部分,我們致力透過於營運中實施節能措施以減少電力消耗。我們亦已於鍋爐採用非嵌入式電磁波水垢清除系統以優化能源效益,減少耗用天然氣。有關節能措施的進一步詳情,請參閱「能源」一節。

#### 污水及廢棄物管理

本集團的營運產生工業用及生活廢水。於本年度,本集團排放13,553.00噸廢水。本集團透過嚴格遵守《廣東省水污染物排放限值》,以確保妥善排放污水。工業用廢水於污水回收系統中處理及回收,而生活廢水則會轉移至市政管道網絡處理。

我們透過定期進行第三方水質參數測試以監察所排放污水的水質,包括酸鹼值、化學需氧量、生物需氧量及懸浮固體。於二零二零年,本集團翻新其廢水處理設施,旨在改善廢水的水質標準。

就廢棄物處理而言,本集團嚴格遵守相關法律及法規,包括中國固體廢物污染環境防治法。本集團設有廢物管理方法,當中載列標準廢物處理程序,包括廢物分離、收集、儲存及控制。品質控制部門負責透過內部審計及檢測以監察廢物管理。

# Environmental, Social and Governance Report

## 環境、社會及管治報告

### ENVIRONMENTAL PROTECTION (Continued)

#### Effluent and Waste Management (Continued)

During the Year, the Group generated a total of 22.91 tonnes of hazardous waste, 100% of which was transferred to an authorised third-party collector for handling. The increase in hazardous waste generation is attributed to the new definition of waste in the amendments of the Law of the People's Republic of China on the Prevention and Control of Environmental Pollution by Solid Waste. Non-hazardous waste generation amounted to 180 tonnes and it was collected by the waste collector for handling or recycling. Since the installation of the non-invasive electromagnetic scale control system in 2017, our hydrochloric acid waste generation has been reduced by 8 tonnes annually.

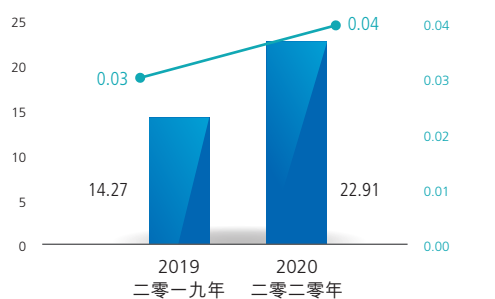
### 環境保護 (續)

#### 污水及廢棄物管理 (續)

於本年度，本集團合共產生22.91噸有害廢棄物，全部由獲授權的第三方收集商處理。有害廢棄物產生量上升乃歸因於中國固體廢物污染環境防治法修訂中對於廢物的新定義。無害廢棄物產生量達180噸，其由廢物收集商收集進行處理或回收。自於二零一七年安裝非嵌入式電磁波水垢清除系統起，我們產生的鹽酸廢物每年減少8噸。

**Hazardous Waste Generation (tonnes) and Intensity (Kg/ '000 HKD revenue)**

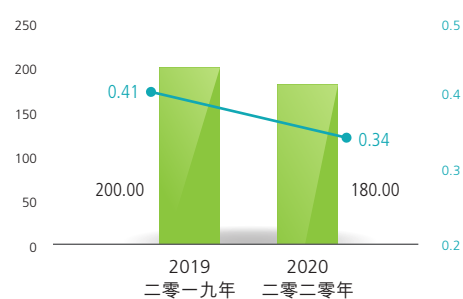
有害廢棄物產生量 (噸) 及密度 (公斤/千港元收益)



■ Hazardous waste 有害廢棄物  
● Hazardous waste intensity 有害廢棄物密度

**Non-hazardous Waste Generation (tonnes) and Intensity (Kg/ '000 HKD revenue)**

無害廢棄物產生量 (噸) 及密度 (公斤/千港元收益)



■ Non-hazardous waste 無害廢棄物  
● Non-hazardous waste intensity 無害廢棄物密度

### Waste Emission Targets

#### 廢物排放目標



#### Neway Chung Tai Printing and Kam Hon Printing

##### 中星中大印刷及錦翰印刷

1. Monitor various parameters related to effluents to ensure compliance with the Discharge Limits of Water Pollutants in Guangdong Province DB44/26-2001  
監察污水各項參數以確保符合 DB44/26-2001《廣東省水污染物排放限值》

**100% achieved**  
**100%達標**

2. 100% transfer of hazardous waste  
100%轉移有害廢棄物

**100% achieved**  
**100%達標**



# Environmental, Social and Governance Report

## 環境、社會及管治報告

### ENVIRONMENTAL PROTECTION (Continued)

#### Noise Management

Considering the Group's operations might create noise pollution, it has established a noise control target at operational facilities to maintain the noise levels below the noise limits during daytime and at night. To minimise the noise impacts on the surrounding environment, third-party monitoring is conducted to measure the noise level around the facilities, in which the Group has complied with the Emission Standards for Industrial Enterprises Noise at Boundary.

### 環境保護 (續)

#### 噪音管理

考慮到本集團的營運可能產生噪音污染，其已於營運設施制定噪音控制目標，以於日間及夜間將噪音水平維持低於噪音限制。為減少對四周環境的噪音影響，本集團進行第三方監測，以計量設施四周的噪音水平，而本集團已遵守《工業企業廠界環境噪聲排放標準》。

#### Noise Management Targets 噪音管理目標



##### Neway Chung Tai Printing 中星中大印刷

Not exceeding 60 decibel (dB) during daytime and 50 dB at night  
日間音量不得超過60分貝及晚間不得超過50分貝

**100% achieved**  
**100% 達標**

##### Kam Hon Printing 錦翰印刷

Not exceeding 65 decibel (dB) during daytime and 55 dB at night  
日間音量不得超過65分貝及晚間不得超過55分貝

**100% achieved**  
**100% 達標**

#### Promoting Green Products

To reduce the environmental impacts of our products, the Group is committed to exploring the potential for increasing the proportion of eco-friendly products in the market. The Group has implemented a management system for procurement of FSC-certified raw materials as well as the management of FSC-certified green products. During manufacturing, we strictly manage the use of wood products in the production process, which FSC-certified paper is used in our printing business.

#### 推廣綠色產品

為減少我們產品的環境影響，本集團致力探索增加市場內環保產品的比例之可能性。本集團已實行管理系統，以採購獲FSC認證的原材料及管理獲FSC認證的環保產品。於生產過程中，我們嚴格管理生產過程中使用的木製產品，其中我們於印刷業務中使用的是獲FSC認證的紙張。

# Environmental, Social and Governance Report

## 環境、社會及管治報告

### ENVIRONMENTAL PROTECTION (Continued)

#### Environmental Emergency Management

The Group attaches great importance to prevention of environmental incidents and emergency situations such as fire, chemical leakage, or other natural disasters that may impose significant environmental impacts. To prevent the occurrence of emergency incidents and ensure timely response, the Group has formulated an emergency preparedness and response procedure that stipulates responsibilities of the emergency management and preparation and prevention procedures. Fire drills and chemical spill prevention drills are regularly conducted, ensuring the employees can handle emergency situations in an effective and timely manner. During the Year, the Group conducted a total of 4 fire drills and 3 chemical spill prevention drills.

### OUR PEOPLE

*At Neway Group, we believe people are our greatest asset. The Group strives to do everything possible to cater to the needs of its employees and build a healthy, inclusive and decent workplace for them to excel and grow.*

#### Employee Profile

As at 31 December 2020, the Group had approximately 1,460 full-time employees, over 90% of which are based in mainland China while the remaining are based in Hong Kong. The ratio of male to female employees is 51:49. Approximately 76% of our employees are aged 31 – 50. In terms of educational profile, approximately 15% of our employees have tertiary qualifications. Our team comprises 24% of managerial staff and 76% general staff.

### 環境保護 (續)

#### 環境應急管理

本集團非常重視預防環境事故及緊急情況的發生，例如火警、化學品洩漏或可能構成重大環境影響的其他自然災害。為防止發生緊急事故及確保及時回應，本集團已制訂緊急準備及回應程序，以列明緊急管理及準備的責任及預防措施。本集團定期進行火警演習及化學品洩漏預防演習，以確保僱員可有效並及時地處理緊急情況。於本年度，本集團合共進行4次火警演習及3次化學品洩漏預防演習。

### 員工

於中星集團，我們視員工為最重要的資產。本集團竭力用盡所有方式應對僱員的需要，並建立健康、包容及理想的工作環境供彼等發揮所長及發展。

#### 僱員概覽

截至二零二零年十二月三十一日，本集團擁有約1,460名全職僱員，當中逾90%駐於中國內地，其餘則在香港工作。男性僱員與女性僱員的比例約為51:49。31歲至50歲者佔全體僱員約76%。在教育情況方面，約15%擁有大專學歷。我們的團隊中，約24%為管理人員，76%為一般員工。

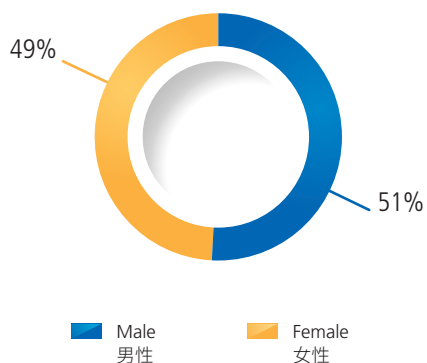
# Environmental, Social and Governance Report

## 環境、社會及管治報告

### OUR PEOPLE (Continued)

#### Employee Profile (Continued)

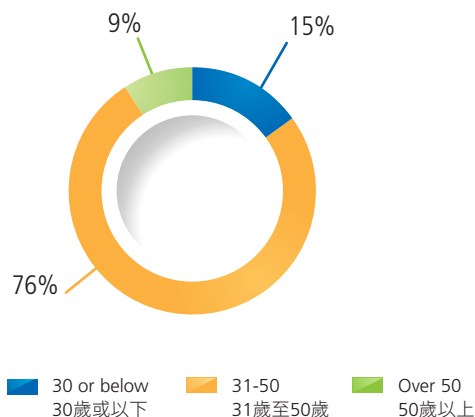
Employee Profile  
by Gender  
按性別分佈的僱員概覽



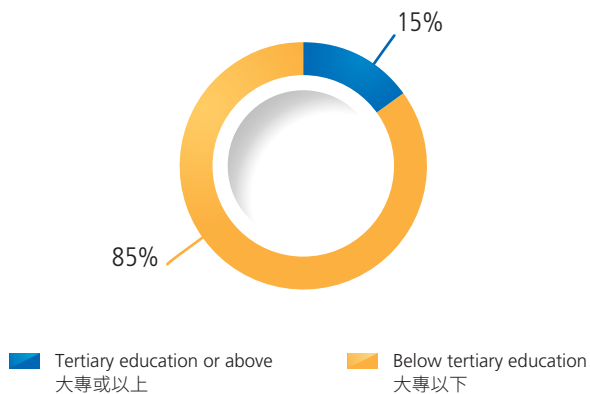
### 員工 (續)

#### 僱員概覽 (續)

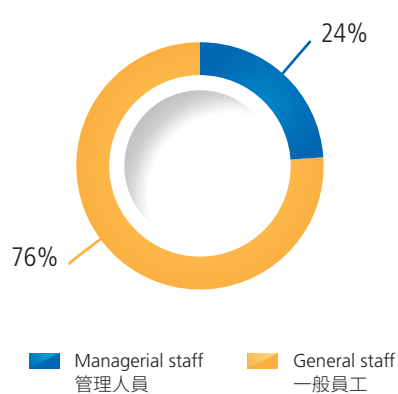
Employee Profile  
by Age  
按年齡分佈的僱員概覽



Employee Profile  
by Education  
按教育分佈的僱員概覽



Employee Profile  
by Function  
按職能分佈的僱員概覽



# Environmental, Social and Governance Report

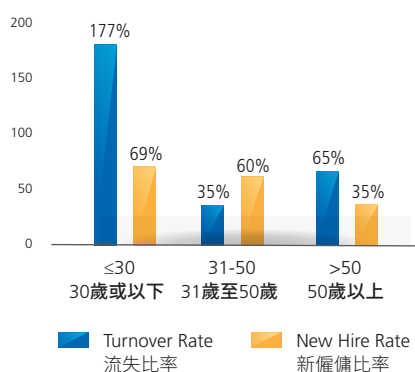
## 環境、社會及管治報告

### OUR PEOPLE (Continued)

#### Employee Profile (Continued)

During the Year, the overall turnover rate and new hire rates were both 59%. The proportion of employee turnover and new hires by age group and gender are presented in the graphs below.

**2020 Turnover and New Hire Rates by Age Group**  
二零二零年按年齡組別分類的流失比率及新僱傭比率



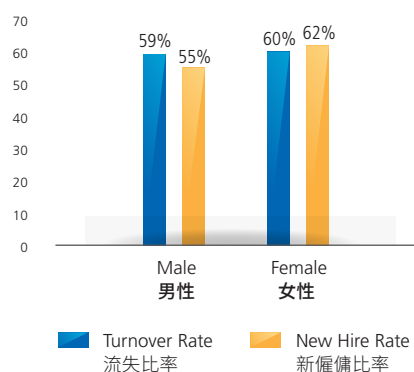
We are dedicated to nurturing a diverse workplace where our employees are treated with dignity and respect. Therefore, we have zero tolerance for any form of discrimination or harassment, regardless of age, gender, marital status, race, religion and disability. Fair and ethical labour practices are enforced to safeguard the fundamental human rights of the staff. In case of any discrimination is discovered, members of the Group are encouraged to report it to Human Resources (HR) Department. All cases are handled anonymously according to the Group's anti-discrimination management procedures.

### 員工 (續)

#### 僱員概覽 (續)

於本年度，整體流失比率及新僱傭比率均為59%。僱員流失及新僱傭按年齡組別及性別劃分的比例如下圖所示。

**2020 Turnover and New Hire Rates by Gender**  
二零二零年按性別分類的流失比率及新僱傭比率



我們致力創造多元的工作環境，讓僱員受到富尊嚴的待遇及尊重。因此，我們絕不容忍任何形式的歧視及騷擾，而不論年齡、性別、婚姻狀況、種族、宗教及殘障。本集團實行公平及合乎道德的勞工常規，以保障員工的基本人權。倘發現任何歧視行為，我們鼓勵本集團成員向人力資源部報告。所有個案均會根據集團的反歧視管理程序以匿名方式處理。

# Environmental, Social and Governance Report

## 環境、社會及管治報告

### OUR PEOPLE (Continued)

#### Employee Communication

The Group pay close attention to its employees' opinions and feedback. To collect their views and grievances effectively, the Management Systems Executive Committee has set up various communication channels including a WeChat public account. Employees are also encouraged to join unions to express views on labour-related matters.

#### Employment Practices

The success of the Group lies in a team of dedicated and satisfied individuals. To this end, competitive remuneration and benefits packages are offered to attract and retain talents. Furthermore, we fully compensate for overtime work and provide a range of paid leaves including maternity, marriage and bereavement leave.

We have rigorous procedures in place to prevent child or forced labour. Identification documents of candidates and the newly recruited are inspected by HR department to verify if their age meets legal requirements. Should there be any suspected case found, the group arranges check-ups at once and notifies local labour department officials.

During the reporting period, the Group was not aware of any non-compliance of relevant laws and regulations<sup>2</sup> that have a significant impact on the Group relating to compensation and dismissal, recruitment and promotion, working hours, rest periods, equal opportunity, diversity, anti-discrimination, other benefits and welfare and prevention of child and forced labour.

### 員工 (續)

#### 僱員溝通

本集團密切關注僱員的意見及反饋。為有效地收集彼等的看法及不滿，管理體系執行委員小組已設立多個通訊渠道，包括微信公眾賬號。本集團亦鼓勵僱員加入工會，以表達對勞工相關事宜的看法。

#### 僱傭常規

本集團的成功乃建基於一支由敬業及表現良好的員工所組成的隊伍。所以，本集團提供具吸引力的薪酬及福利待遇以吸引及挽留人才。此外，我們悉數補償加班工作，並提供一系列的有薪假期，包括產假、婚假及喪假。

我們設有嚴格的程序，以防止童工或強制勞工。人力資源部會查核求職者及新入職者的身份證明文件，以檢查彼等的年齡是否符合法律規定。倘發現任何可疑個案，本集團即時安排檢查及通知地方勞工部門官員。

於報告期內，本集團並不知悉任何違反有關賠償及解僱、招聘及晉升、工作時數、假期、平等機會、多元化、反歧視、其他待遇及福利以及防止童工及強制勞工的法律及法規<sup>2</sup>且對本集團造成重大影響的事宜。

### 2020 Targets and Indicators

#### 二零二零年的目標及指標



#### The Group 本集團

1. 0 employees aged 16 or below  
16歲或以下的僱員數目為0

**100% achieved**  
**100%達標**

2. 100% coverage of employee social insurance  
100%員工受僱員社會保險保障

**100% achieved**  
**100%達標**

<sup>2</sup> Please refer to the **Laws and Regulations** section for Labour-related laws and regulations

<sup>2</sup> 請參閱**法律及法規**一節，以了解與勞工相關的法律及法規

# Environmental, Social and Governance Report

## 環境、社會及管治報告

### OUR PEOPLE (Continued)

#### Training and Development

Enhancing the competency and professionalism of our employees is critical to ensure smooth and efficient business operations. We, therefore, organise various trainings including pre-employment training, on-the-job training and transferee training to develop employees' capabilities. While the HR department oversees and monitors the overall training and development strategy, each department is responsible for determining the actual training needs for its members.

To ensure teaching quality, we only assign individuals who possess relevant teaching or professional qualifications such as ISO 9000, ISO 14000 and FSC to conduct training involving technical knowledge. A training team regularly reviews the effectiveness of training by conducting evaluation and investigation. In addition, employees are assessed on their level of understanding through oral examination, written examination and practical examination. Their attendance and examination results are recorded for future use. Based on operational needs, the Group encourages and subsidises employees to take part in external courses. During the Year, the Group conducted training amounting to 43,906 hours. The main training contents are outlined as follows.

### 員工 (續)

#### 培訓及發展

提升僱員的能力及專業水平對確保流暢及高效的業務營運相當重要。因此，我們舉辦多項培訓，包括職前培訓、在職培訓及轉職培訓，以發展僱員的能力。在人力資源部監督及監管整體培訓及發展策略的同時，各部門負責決定其成員的實際培訓需要。

為確保教學質素，我們僅委派具有相關教學或專業資歷（例如ISO 9000、ISO 14000及FSC）的人士提供涉及技術知識的培訓。透過進行評估及調查，培訓團隊定期檢討培訓的有效性。此外，僱員須接受口試、筆試及實踐考試，以評估彼等的理解程度。彼等的出席率及考試結果會被記錄作日後用途。根據營運需要，本集團鼓勵及資助僱員參與外部培訓。於本年度，本集團進行共43,906小時的培訓。主要培訓內容摘要如下。



# Environmental, Social and Governance Report

## 環境、社會及管治報告

### OUR PEOPLE (Continued)

#### Training and Development (Continued)

On top of regular trainings, this year the Group arranged additional trainings including Total Quality Management training and Productivity training. These serve to enhance their production efficiency, knowledge and capability in handling respective crucial areas of daily operation.

In addition to hard skills and technical knowledge, the Group believes that soft skills are important to deliver quality output. For instance, we provide staff training related to communication skills, effective and efficient work strategies and even counter-terrorism knowledge. Through these comprehensive trainings, we aim to raise employees' confidence and performance when dealing with various situations.

#### Occupational Health and Safety

The Group views employees' safety and health as one of its top priorities. In this regard, the Group spends unremitting efforts to implement a comprehensive range of policies and operational procedures to eliminate potential OHS risks. The Group's production sites remain certified for the Occupational Health and Safety Management System (OHSAS) 18001:2007/GB/T28001-2011 standard. We adhere to the following overarching safety principles in managing OHS issues.

### 員工 (續)

#### 培訓及發展 (續)

在常規培訓之上，本集團於本年度安排額外培訓，包括全面優質管理培訓及生產力培訓。有關培訓的作用為提升彼等於處理日常營運的相關重要範疇之生產效率、知識及能力。

除硬技能及技術知識外，本集團相信軟技能對交付優質產出而言尤為重要。例如，我們提供與溝通技巧、有效及高效的工作策略以及甚至與反恐知識有關的員工培訓。透過該等全面培訓，我們旨在提升僱員處理不同情況的信心及表現。

#### 職業健康及安全

本集團將員工的安全與健康視為其首要任務之一。維持員工的職業安全及健康為我們的重中之重。就此而言，本集團竭盡全力實行廣泛的政策及營運程序，以消除潛在的職業健康及安全風險。本集團的生產場地仍然符合職業健康及安全管理體系(OHSAS) 18001:2007/GB/T28001-2011標準。我們於管理職業健康及安全事宜上遵守以下重要安全原則。



# Environmental, Social and Governance Report

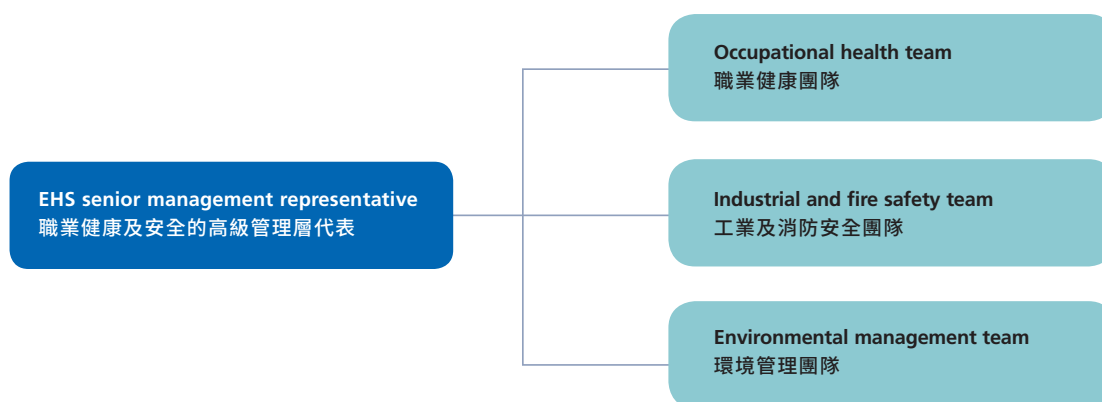
## 環境、社會及管治報告

### OUR PEOPLE (Continued)

#### Occupational Health and Safety (Continued)

##### OHS Management System

Securing a work environment free from occupational health and safety hazards entails collaboration. Representatives from various departments work closely together in the Environmental, Health and Safety (EHS) committee to take up their responsibilities in addressing various safety-related concerns.



The senior management representative of the EHS committee oversees the overall execution of the OHS management system and communicates with relevant parties. Under its supervision, the occupational health team is responsible for preventive measures against occupational disease as well as various health hazards including noise, dust and virus infection. A safety officer assumes the role of managing environmental hygiene and food safety issues. Moreover, a qualified first aider is stationed at each department to perform first-aid in case injuries occur.

As a printing products manufacturer, when using machines OHS becomes a major concern. We have therefore set up a designated industrial and fire safety team within the EHS committee to ensure that our machines and equipment are operated safely and properly and are well-preserved to minimise the risk of accidents and injuries. Within this team, a fire team head is also assigned for preventing fire incidents.

### 員工 (續)

#### 培訓及發展 (續)

##### 職業健康及安全管理系統

維持免受職業健康及安全危害的工作環境需要各方合作。不同部門的代表於環境、健康與安全委員小組共同緊密合作，以承擔處理不同安全相關事宜的責任。

職業健康及安全委員小組的高級管理層代表監察職業健康及安全管理系統的整體執行及與相關人士溝通。在其監察下，職業健康團隊負責職業疾病及不同健康危害（包括噪音、塵埃及病毒感染）的預防措施。安全主任承擔監察環境衛生及食物安全事宜的角色。此外，每個部門均會駐有一名合資格急救員，以於受傷時進行急救。

作為一間印刷產品生產商，當使用機器時，職業健康及安全成為我們的主要關注。因此，我們於職業健康及安全委員小組內成立指定工業及消防安全團隊，以確保我們的機器及設備乃安全及妥善地操作並保養良好，以減低意外及受傷的風險。於此團隊中，本集團亦指派一名消防隊長以防止發生火警事故。



# Environmental, Social and Governance Report

## 環境、社會及管治報告

### OUR PEOPLE (Continued)

#### Occupational Health and Safety (Continued)

##### *OHS Management System (Continued)*

To protect employees from safety hazards and occupational diseases, all employees are equipped with personal protective equipment in accordance with their respective work-related needs. For employees who are engaged in toxic and harmful operations, we arrange health check-ups before they report to duty, during the employment on an annual basis and before they leave the post to identify and eliminate occupation related health issues in advance. During the Year, the Group did not record any cases of occupational diseases.

##### *Eliminating Potential Safety Hazards*

In line with our safety-related principles, we take a prevention-oriented approach to tackle fire risk. To eliminate fire hazards, our fire safety management policy requires employees to obtain permission from relevant departments before using fire inside company premises, such as production sites and offices. They should smoke only in designated zones and should never obstruct evacuation channels through placing objects in corridors and emergency exits. Furthermore, the Group performs a fire safety check on a monthly basis to identify any defects in fire-fighting equipment and carries out rectification immediately when needed. Additionally, to strengthen staffs' safety awareness as well as to enhance their ability to respond to disasters, we conduct fire drills at least twice a year. The drills serve to rehearse evacuation procedures that should be taken in case emergencies happen.

To avoid serious injuries and accidents including fire and explosion, we have a hazardous chemical goods management policy in place to regulate the purchase, storage and use of chemicals.

### 員工 (續)

#### 培訓及發展 (續)

##### *職業健康及安全管理系統 (續)*

為保障僱員免受安全危害及職業疾病，所有僱員根據各自的工作相關需要均備有個人保護裝備。就從事有毒及有害的營運之僱員而言，我們會於彼等履行職責前、受聘期間每年一次及離職前安排健康檢查，以事先識別及消除與職業相關的健康事宜。於本年度，本集團並無錄得任何職業病的個案。

##### *消除安全隱患*

與安全相關原則一致，我們採取預防為主的方式以應對火警風險。為消除火警危害，我們的消防安全管理政策規定僱員於公司物業（例如生產場地及辦公室）生火前須獲得相關部門的許可。彼等應僅於指定區域內吸煙，亦不可於走廊及緊急出口放置物件阻塞逃生通道。此外，本集團每月進行消防安全檢查以識別消防設備的任何缺陷，並於有需要時即時進行糾正。此外，為增強員工的安全意識及提升彼等應對災害的能力，我們每年最少舉行兩次火警演習。演習可預演一旦緊急情況發生時應採取的逃生程序。

為避免嚴重受傷及意外（包括火警及爆炸），我們設有有害化學品管理政策以監管化學品的購買、儲存及使用。

# Environmental, Social and Governance Report

## 環境、社會及管治報告

### OUR PEOPLE (Continued)

#### Occupational Health and Safety (Continued)

##### *Eliminating Potential Safety Hazards (Continued)*

### 員工 (續)

#### 培訓及發展 (續)

##### 消除安全隱患 (續)

#### Chemicals purchase 購買化學品

- Use non-hazardous goods instead of hazardous chemicals as much as possible  
盡可能使用無害化學品而非有害化學品
- Purchase of hazardous chemicals requires MSDS (Material Safety Data Sheet)  
購買需要物料安全數據表的有害化學品

#### Chemical Storage 儲存化學品

- Each department should keep a Chemicals Inventory List to ensure proper management  
各部門須備有化學品存貨列表以確保妥善管理
- Dangerous goods must be stored in indoor environment with sufficient ventilation  
危險品必須儲存於具有足夠通風的室內環境
- Chemicals should be labelled with MSDS and sealed properly to prevent leakage  
化學品須附有物料安全數據表的標籤並妥善封口，以防止洩漏

#### Chemical Use 使用化學品

- Dispose spillage and leakage only in designated containers  
僅於指定容器處置溢出及洩漏
- Wear safety protection equipment including goggles, masks and gloves when handling chemicals  
於處理化學品時配戴安全保護裝備，例如護目鏡、口罩及手套

# Environmental, Social and Governance Report

## 環境、社會及管治報告

### OUR PEOPLE (Continued)

#### Occupational Health and Safety (Continued)

##### *Eliminating Potential Safety Hazards (Continued)*

In the event of fire or explosion, stringent emergency procedures are followed to control the situation and minimise injuries and deaths. The measures include notifying rescue department at once, initiate evacuation when safe and try to put off the fire with fire extinguishers under feasible conditions. When there is a leakage, employees should cut off power and isolate the spreading of liquids, if any.

During the Year, there were 18 work-related incidents and the number of lost person-days due to work injuries was 286. There were no work-related fatalities reported. The Group was not aware of any non-compliance of relevant laws and regulations<sup>3</sup> that have a significant impact on the Group regarding the provision of a safe working environment and protection of employees from occupational hazards.

##### *Safety Training*

Cultivating a safety culture at the workplace is essential. In this regard, various kinds of training programmes for meeting the different needs of employees are provided. New employees and those who are transferred to new positions receive training based on the safety requirements of the position. Similarly, specific trainings are offered for employees participating in special operations or working in positions with greater potential risks to ensure that they have sufficient knowledge and capability to meet operational requirements safely. In order to facilitate managerial staffs to manage and supervise the implementation of laws and regulations required by both the government and the Group, relevant trainings are arranged for them regularly. In addition to caring the safety of our employees, we communicate with suppliers and contractors to ensure they are well-informed about the latest safety policies.

<sup>3</sup> Please refer to the **Laws and Regulations** section for Health and Safety-related laws and regulations

### 員工 (續)

#### 培訓及發展 (續)

##### *消除安全隱患 (續)*

倘發生火警或爆炸，本集團會遵循嚴格的緊急程序以控制情況及減低傷亡。有關措施包括立即通知救援部門、於安全時展開疏散及於可行情況下以滅火器嘗試撲滅火警。倘出現洩漏，僱員應截斷電源及隔離液體的擴散 (如有)。

於本年度，工作相關事故共18宗，因工傷損失工作日數共286天。未有發生工作相關死亡事故。本集團並不知悉任何不遵守有關提供安全工作環境及保障僱員免受職業危害的法律及法規<sup>3</sup>且對本集團造成重大影響的事宜。

##### *安全培訓*

於工作場所培養安全文化相當重要。為此，本集團提供不同種類的培訓計劃以符合僱員不同的需要。新僱員及轉職至新職位的僱員根據職位的安全要求接受培訓。類似而言，本集團為進行特別作業或在潛在風險較高崗位工作的僱員安排特別培訓，以確保彼等具備足夠知識及能力安全地符合安全規定。為促進管理層員工管理及監察政府及本集團要求的法律及法規之執行，本集團定期為彼等安排相關培訓。除關注僱員的安全外，我們與供應商及承包商溝通，以確保彼等得悉最新的安全政策。

<sup>3</sup> 請參閱**法律及法規**一節，以了解反貪污相關的法律及法規

# Environmental, Social and Governance Report

## 環境、社會及管治報告

### OUR PEOPLE (Continued)

#### Occupational Health and Safety (Continued)

#### Safety Training (Continued)

### 員工 (續)

#### 培訓及發展 (續)

#### 安全培訓 (續)

#### 2020 Targets and Indicators

#### 二零二零年目標及指標



#### The Group 本集團

1. 0 cases of occupational disease 0宗職業病個案	<b>100% achieved</b> 100%達標
2. 0 incidents in relation to combustible substance explosion, fire incidents induced by chemicals, smoking, open flame operation and circuit 0宗有關可燃物質爆炸的事件以及化學物質、吸煙，明火作業及電路引起的火災	<b>100% achieved</b> 100%達標
3. 100% coverage in employee OHS check-up 100%員工接受職業健康及安全檢查	<b>100% achieved</b> 100%達標
4. 100% coverage in employee EHS knowledge training 100%員工接受有關職業健康及安全的知識培訓	<b>100% achieved</b> 100%達標

#### Combating COVID-19

Facing the unprecedented COVID-19, we collaborated closely with our community partners during the Year to encounter this hard battle.

A range of preventive measures against the pandemic were taken. These include distributing free surgical masks to all employees, installing infra-red body temperature checking devices and placing hand sanitizer dispensers in public areas. To enhance employees' engagement, all staffs took part in promoting and spreading knowledge related to precautionary measures to the public.

We also supported government's actions through advising employees to maintain social distancing and avoid visiting crowded premises. Staffs who could not report for duty on time due to the special circumstances in Hubei Province, the PRC were also paid salaries. We also arranged isolation and quarantine facilities for those returning from this region.

#### 對抗COVID-19

面對前所未見的COVID-19，我們於本年度與社區夥伴密切合作以應對此場硬仗。

本集團已採取一系列的防疫措施。該等措施包括向所有僱員派發免費外科口罩、安裝紅外線體溫檢查裝置及於公眾區域放置洗手液噴霧器。為提升僱員的參與，所有員工均參與向公眾推廣及散播與預防措施有關的知識。

我們亦告知僱員維持社交距離及避免到訪擁擠的處所以支持政府的行動。因中國湖北省的特別情況而未能按時履行職務的員工亦獲支薪。我們亦為從該地區回來的僱員安排隔離檢疫設施。

# Environmental, Social and Governance Report

## 環境、社會及管治報告

### OUR PEOPLE (Continued)

#### Community Involvement

The Group has always been at the forefront to take on our social responsibility and care those in need through various community supporting initiatives.

In response to the unprecedented pandemic, the Group has donated a total of 40 boxes, each containing 50 surgical masks to Chinese YMCA of Hong Kong – Home of Love – Yung Shing Hostel and New Life Psychiatric Rehabilitation Association during the Year. Besides, the Group made donations of approximately HK\$476,000 in community investment during the Year. Looking ahead, the Group will continue to explore opportunities to giving back to the society and building a more connected and mutually respected society.

### OPERATING PRACTICES

*The Group is dedicated to upholding quality of its products and services to the highest standards through communicating with customers and collaboration with suppliers.*

#### Quality Management and Assurance

Overseen by the Senior Vice President, an ISO 9001:2015-certified quality management system is followed. We assume responsibility for product quality and monitor the conduct of staff for evaluation and preserving knowledge. These resources are essential for accurately executing our management system and future improvement.

### 員工 (續)

#### 社區參與

本集團一直站在前線承擔社會責任，並透過多項社區支持措施關懷有需要人士。

為應對前所未見的疫情，本集團於本年度已合共捐贈40盒（每盒50個）外科口罩予香港中華基督教青年會盛愛之家宿舍及新生精神康復會。此外，於本年度，本集團已捐獻約476,000港元作社區投資。展望將來，本集團將繼續探索機會回饋社會，並建立更大連繫及互相尊重的社會。

#### 營運常規

本集團透過與客戶溝通及與供應商合作，致力維持其產品及服務的質量於最高標準。

#### 質量管理與保證

由高級副總裁監察，本集團遵循獲ISO 9001:2015認證的質量管理系統。我們承擔產品質量的責任及監察員工的操守，以評估及保存知識。該等資源對準確執行管理系統及日後改進相當重要。

# Environmental, Social and Governance Report

## 環境、社會及管治報告

### OPERATING PRACTICES (Continued)

#### Quality Management and Assurance (Continued)

### 營運常規 (續)

#### 質量管理與保證 (續)

##### Working Environment 工作環境

- Provide a comfortable working environment to maintain productivity  
提供舒適的工作環境以維持生產力
- Eliminate both physical and psychological pressure that affect services  
消除影響服務的身體及心理壓力

##### Monitoring and Evaluation 監察及評估

- Ensure the entire production process is in compliance with national and international standards  
確保整個生產程序遵守國家及國際標準

##### Knowledge 知識

- Embed knowledge obtained from both internal and external sources into operations  
將從內部及外部來源獲得的知識融入營運
- Internal sources include previous experience while external sources come from customers and suppliers feedback  
內部來源包括過往經驗，而外部來源則包括客戶及供應商的反饋

# Environmental, Social and Governance Report

## 環境、社會及管治報告

### OPERATING PRACTICES (Continued)

#### Quality Management and Assurance (Continued)

The Group has in place a stringent set of control procedures and operational standards to ensure product quality. Throughout the quality assurance and production processes, we ensure that customers' requirements of products and services are well understood and followed. The quality of materials and services delivered by suppliers and sub-contractors are assessed and subjected to testing. Products are also protected through proper storage and transportation.

#### Customer Satisfaction

It is vital to understand and anticipate customers' expectations precisely and to communicate with them effectively. To this end, we conduct customer satisfaction surveys annually to evaluate customer satisfaction on aspects of technical support, quality of products and services, as well as meeting environmental requirements. This allows us to assess our performance and identify areas for future improvement. During the Year, the Group achieved an overall satisfaction rate of over 94%.

Before the production process commences, the Production Department verifies the working procedures and materials specified by the customer. Should there be any defects in materials identified during the manufacturing stage, recall procedures are activated. The Group closely communicates with customers for unqualified products recall matters so that we can satisfy their needs in a timely manner. Our Recall Team is responsible for analysing the cause and suitability of recall, then initiate the recall process within 48 hours. Associated rectification and preventive measures are also taken to review and enhance the effectiveness of recall procedures. In 2020, there were 138 complaints received and all were satisfactorily settled.

### 營運常規 (續)

#### 質量管理與保證 (續)

本集團設有一系列嚴格的控制措施及營運標準以確保產品質量。於整個產品保證及生產過程中，我們確保客戶對產品及服務的要求已清楚得悉及跟從。供應商及分包商交付的物料及服務之質量乃經評估並經過測試。我們透過妥善儲存及運送以保護產品。

#### 客戶滿意度

精確地了解及預計客戶的期望以及與彼等有效地溝通十分重要。就此而言，我們每年進行客戶滿意度調查，以評估客戶對技術支援、產品及服務的質量以及符合環境要求等範疇的滿意度。此令我們可評估表現及識別日後改進的範疇。於本年度，本集團的整體滿意度達94%以上。

於生產程序開始前，生產部會核實工作程序及客戶指定的物料。倘於生產階段發現物料出現任何缺陷，將會展開回收程序。本集團就不合格產品的回收事宜與客戶緊密溝通，從而我們可及時滿足彼等的需要。我們的回收團隊負責分析回收的起因及合適性，並於48小時內展開回收程序。我們亦會採取相關的糾正及預防措施，以檢討及提升回收程序的有效性。於二零二零年，我們共收到138宗投訴，所有投訴已得到圓滿解決。

# Environmental, Social and Governance Report

## 環境、社會及管治報告

### OPERATING PRACTICES (Continued)

#### Customer Satisfaction (Continued)

We devote every effort to satisfy our customers. Yet, complaints do arise and we adhere to a comprehensive complaint handling procedure stipulated in our customer communication management procedure to settle and resolve complaints.



### 營運常規 (續)

#### 客戶滿意度 (續)

我們盡所有努力滿足我們的客戶。儘管如此，我們仍會接獲投訴，而我們遵守客戶溝通管理程序中所列明的全面投訴管理程序，以解決投訴。

### 2020 Targets and Indicators

二零二零年目標及指標



#### The Group

本集團

1. Customer satisfaction  $\geq 94$   
客戶滿意度  $\geq 94$

**99% achieved**  
**99% 達標**

### Responsible Advertising

The Group strives to protect its own image as well images of others. Engagement in unfair competition of any kind is therefore strictly forbidden. This includes the acts of trademark piracy and fabrication and the use of advertisement materials that contain false or misleading information about the quality and properties of products. To safeguard the reputation of related parties or business partners, we also prohibit damaging the goodwill of competitors, infringement of their commercial secrets or engaging in illegal market dealings when conducting advertising activities.

During the Year, the Group was not aware of any non-compliance of relevant laws and regulations<sup>4</sup> that have a significant impact on the Group relating to health and safety, advertising, labelling and privacy matters relating to products and services provided and methods of redress.

### 負責任的廣告宣傳

本集團努力保護自身及他人的形象。因此，本集團嚴格禁止進行任何類型的不公平競爭。此包括商標盜用及偽造以及使用與產品質量及性能有關的錯誤或誤導資訊。為保障關連方或業務夥伴的聲譽，我們並禁止破壞競爭對手的聲譽、侵犯其商業秘密或於進行廣告活動時從事非法市場交易。

於本年度，本集團並不知悉任何不遵守有關所提供產品及服務的健康及安全、廣告、標籤、私隱事宜及糾正方法的法律法規<sup>4</sup>且對本集團造成重大影響的事宜。

<sup>4</sup> Please refer to the **Laws and Regulations** section for product responsibility-related laws and regulations

<sup>4</sup> 請參閱**法律及法規**一節，以了解產品責任相關的法律及法規。



# Environmental, Social and Governance Report

## 環境、社會及管治報告

### OPERATING PRACTICES (Continued)

#### Supply Chain Management

To bring about the best product and services, we are dedicated to closely engaging and forming amicable relationships with suppliers and subcontractors. The selection of suppliers and sub-contractors is based upon a set of criteria, including the presence of valid operating license, reasonable price, quality and environmental performance. Regular site visits and surveys are also conducted to further audit their conditions and assess their production abilities. Suppliers' performance is evaluated annually. Those who fail to meet the required standards and are unable to carry out rectification within the required time limit face removal from the list of approved suppliers and sub-contractors.

As a printing products manufacturer, the Group is particularly concerned about the safety and quality of inks and other materials provided by suppliers. It is therefore our foremost task to verify certifications of these chemicals and raw materials including MSDS and testing reports from credible third parties are required to ensure that the in-coming materials meet the required standards. In line with this, we prioritise suppliers who can demonstrate sustainability practices such as aspects of environmental protection and human rights. To encourage suppliers to assume their roles in social responsibility, they are required to sign a CSR agreement as well as to adhere to our expectations and standards outlined in a social responsibility management procedure.

### 營運常規 (續)

#### 供應鏈管理

為帶來最佳的產品及服務，我們致力與供應商及分包商密切合作及維持友好關係。供應商及分包商的篩選乃基於一系列標準，包括展示有效的營運許可證以及價格、質量及環境表現合理。本集團亦會進行定期實地視察，以進一步審計其狀況及評估其生產能力。本集團每年評估供應商的表現。該等未能符合規定標準及未能於規定時限內進行糾正的供應商將從認可供應商及分包商名冊中剔除。

作為印刷產品生產商，本集團尤其重視供應商提供的油墨及其他物料之安全及質量。因此，我們的首要工作為核實該等化學品及原材料的認證（包括物料安全數據表），並需要來自可信第三方的測試報告以確保進料符合規定標準。就此，我們優先選用可展示可持續發展常規（例如環保及人權等範疇）的供應商。為鼓勵供應商承擔彼等於社會責任的角色，彼等需要簽訂企業社會責任協議，並遵守我們於社會責任管理程序中摘要的期望及標準。

# Environmental, Social and Governance Report

## 環境、社會及管治報告

### OPERATING PRACTICES (Continued)

#### Supply Chain Management (Continued)

### 營運常規 (續)

#### 供應鏈管理 (續)



# Environmental, Social and Governance Report

## 環境、社會及管治報告

### OPERATING PRACTICES (Continued)

#### Supply Chain Management (Continued)

##### *Sustainable Procurement*

The Group has been exploring opportunities to source greener products. As a step in the sustainability journey, we only accept eco-friendly materials at the stage of testing at one of our major subsidiaries.

On the other hand, we strictly adhere to the FSC Chain of Custody management manual to handle procurement of FSC certified paper products. The effective implementation of the FSC standard relies on a range of measures, including documentation of procurement for at least 5 years to ensure traceability and integrity of relevant records. In addition, there are controls to regulate the production process and proper storage. To prevent mixing FSC-certified materials with non-FSC certified materials, they must be clearly labeled, with quantity and weight precisely marked before storage.

##### Intellectual Property Rights

The Group is committed to safeguarding intellectual property rights of its own as well as those of relevant stakeholders. The social responsibility management manual sets out policies formulated by the Human Resource department to manage and control matters related to intellectual property rights protection. For instance, unauthorised use of clients' patents, trademarks and technologies is strictly prohibited. Employees should also never steal or infringe intellectual properties of suppliers and colleagues in the company.

In 2020, the Group owns 1 patent. During the Year, the Group was not involved in any litigation relating to infringement of any intellectual property rights.

### 營運常規 (續)

#### 供應鏈管理 (續)

##### *可持續採購*

本集團一直探索機會以採購更環保的產品。作為可持續發展旅程的其中一個步驟，我們於其中一間主要附屬公司的測試階段僅接納環保物料。

另一方面，我們嚴格跟從FSC的監管鏈管理手冊，以處理FSC認證紙製品的採購。有效執行FSC標準依賴一系列措施，包括至少五年的採購文件，以確保相關記錄的可追溯性及完整性。此外，我們亦有控制措施以監管生產程序及妥善儲存。為防止混合獲FSC認證的物料與非FSC認證的物料，其必須具有清楚標籤，並於儲存前清楚標明數量及重量。

##### 知識產權

本集團致力保障其自身及相關持份者的知識產權。社會責任管理手冊載列人力資源部制定的政策，以管理及控制與知識產權保障有關的事宜。例如，本集團嚴格禁止未經授權使用客戶的專利、商標及技術。僱員亦永遠不應竊取或盜用供應商及公司同事的知識產權。

於二零二零年，本集團擁有一項專利。於本年度，本集團並無涉及與盜用任何知識產權有關的訴訟。

# Environmental, Social and Governance Report

## 環境、社會及管治報告

### OPERATING PRACTICES (Continued)

#### Data Privacy Protection

The Group works diligently to protect data security and privacy of its stakeholders and employees. Our product confidentiality control policy stipulates a series of measures and access controls for both offices and production sites to minimise the risk of leakage of confidential documents and products, as well as details of products which have not yet been launched.

### 營運常規 (續)

#### 數據隱私保護

本集團不遺餘力保障其持份者及僱員的數據安全及隱私。我們的產品保密控制政策列明一系列措施以及辦事處及生產場地的訪問控制，以減少機密文件及產品的洩漏風險以及尚未推出市場的產品資料。

#### Suppliers and Clients 供應商及客戶

- Entering confidential production areas without being accompanied by staff is prohibited  
禁止在並無員工陪同下進入機密生產區域
- A confidentiality agreement is signed with clients for every order received  
就每筆訂單與客戶簽署保密協議
- An appointed person from each department oversees the entire production process  
各部門指定一名人員監察整個生產程序

#### Employees 僱員

- Strictly comply with the Employee Code of Ethics which forbids disclosing or publishing of any confidential documents of the Group  
嚴格遵守員工道德規範守則，當中禁止披露或發佈本集團任何機密文件
- Training and inspection regarding data protection and privacy are provided annually  
本集團每年提供有關數據保護及私隱的培訓及查核
- New comers are required to sign a confidentiality agreement  
新入職者須簽訂保密協議

# Environmental, Social and Governance Report

## 環境、社會及管治報告

### OPERATING PRACTICES (Continued)

#### Anti-Corruption

The Group is committed to building a positive corporate image and requires its employees to uphold the values of integrity and honesty. As such, we have a zero-tolerance policy against any form of corruption including but not limited to bribery, fraud and money laundering. A detailed code of conduct is stipulated in our anti-corruption policy for staffs to observe at all times. On the other hand, we offer annual training to staff from all departments to help them adhere to the anti-corruption policy.

During the Year, the Group has achieved the annual target of zero corruption activity and was not aware of any noncompliance of laws and regulations<sup>5</sup> regarding bribery, extortion, fraud and money laundering that have a significant impact to the Group.

There were no legal cases regarding corrupt practices, brought against the Group or its employees during the Year.

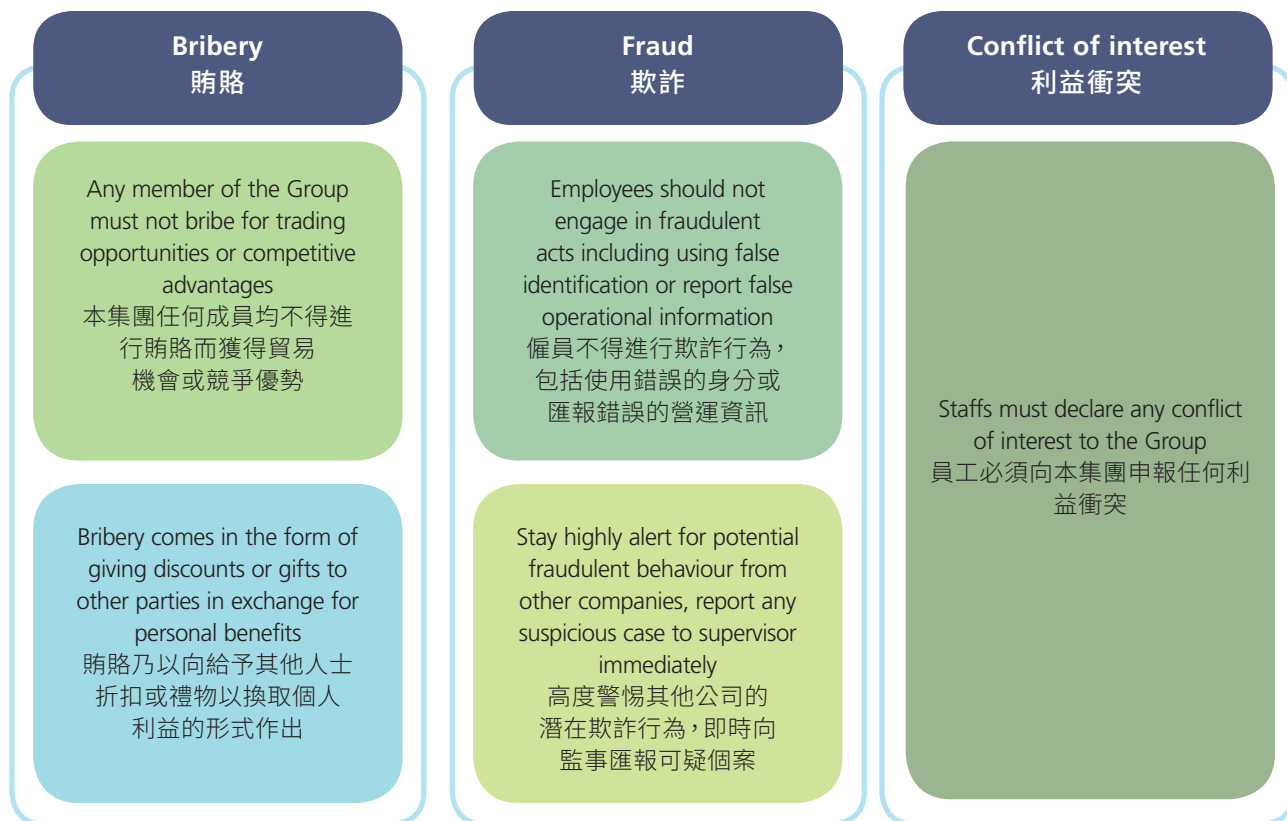
#### 營運常規 (續)

##### 反貪污

本集團致力建立正面的企業形象，並規定其僱員堅守正直誠實的價值。因此，我們對任何形式的貪污均採取零容忍政策，包括賄賂、欺詐及洗黑錢。本集團的反貪污政策中列明詳細操守守則，以供員工在所有時候遵守。另一方面，我們每年向所有部門的員工提供培訓，以協助彼等遵守反貪污政策。

於本年度，本集團已達致零貪污的年度目標，且不知悉任何違反有關賄賂、欺詐及洗黑錢的法律及法規<sup>5</sup>且對本集團影響重大的事宜。

於本年度，並無針對本集團或其僱員提出涉及貪污的法律案件。



# Environmental, Social and Governance Report

## 環境、社會及管治報告

### OPERATING PRACTICES (Continued)

#### Code of Conducts

##### *Whistleblowing*

To fight against corruption effectively, we encourage employees to report any unethical behaviours to administrative and HR department through channels that include email, messaging and direct lines anonymously or in real names. The identity of whistleblower is kept highly confidential. All reported cases are investigated thoroughly. Anyone found to have violated the anti-corruption policy is subject to disciplinary actions depending on the severity of the misconduct. If a criminal offence is involved, the case is referred to relevant legal department while compensation is paid if there is an economic loss.

### 營運常規 (續)

#### 操守守則

##### 舉報

為有效打擊貪污，我們鼓勵員工透過電子郵件、訊息及直線電話匿名或實名向行政及人力資源部匯報任何不道德行為。舉報者的身分會高度保密。所有舉報個案將會進行全面調查。若發現任何人士違反反貪污政策，彼須視乎不當行為的嚴重性而面對紀律行動。倘涉及刑事罪行，個案將轉介相關法律部門，倘出現經濟損失須作出賠償。

### 2020 Targets and Indicators

二零二零年目標及指標



#### The Group 本集團

1. 0 corruption cases  
0宗貪污個案

**100% achieved**  
**100% 達標**

# Environmental, Social and Governance Report

## 環境、社會及管治報告

### LAWS AND REGULATIONS

The Group devotes unremitting efforts to ensure that its business operations are in full compliance with all applicable laws and regulations in respect of ESG. The list of applicable laws and regulations is as follows:–

### 法律及法規

本集團持續不懈地確保其業務營運完全遵守有關環境、社會及管治的適用法律及法規。適用法律及法規名單如下：

Aspect 層面	Applicable Laws and Regulations 適用法律及法規	Section 章節
<b>Emissions</b> 排放物	<ul style="list-style-type: none"> <li>Environmental Protection Law of the PRC 中華人民共和國環境保護法</li> <li>Water Pollution Prevention and Control Law of the PRC 中華人民共和國水污染防治法</li> <li>Atmospheric Pollution Prevention and Control Law of the PRC 中華人民共和國大氣污染防治法</li> <li>Law of the PRC on the Prevention and Control of Environmental Pollution by Solid Waste 中華人民共和國固體廢物污染環境防治法</li> <li>Law of the PRC on Prevention and Control of Environmental Noise Pollution 中華人民共和國環境噪聲污染防治法</li> <li>The National Hazardous Waste List 國家危險廢物名錄</li> <li>Integrated Air Pollutant Discharge Standard 大氣污染物綜合排放標準</li> <li>Integrated Wastewater Discharge Standard 污水綜合排放標準</li> <li>Boiler Air Pollutants Emission Standard 鍋爐大氣污染物排放標準</li> </ul>	Environmental Protection – Emission Control 環境保護－排放控制
<b>Use of Resources</b> 資源使用	<ul style="list-style-type: none"> <li>Energy Conservation Law of the PRC 中華人民共和國節約能源法</li> <li>Cleaner Production Promotion Law of the PRC 中華人民共和國清潔生產促進法</li> </ul>	Environmental Protection – Resources Conservation 環境保護－節約資源
<b>Environmental and Natural Resources</b> 環境及天然資源	<ul style="list-style-type: none"> <li>Forest Law of the PRC 中華人民共和國森林法</li> <li>Regulations of Guangdong Province on Forest Protection Management 廣東省森林保護管理條例</li> </ul>	Environmental Protection – Noise Management, Promoting Green Products, Environmental Emergency Management 環境保護－噪音管理、推廣綠色產品、環境應急管理

# Environmental, Social and Governance Report

## 環境、社會及管治報告

### LAWS AND REGULATIONS (Continued)

### 法律及法規 (續)

Aspect 層面	Applicable Laws and Regulations 適用法律及法規	Section 章節
Labour 勞工	<ul style="list-style-type: none"> <li>• Labour Law of the PRC 中華人民共和國勞動法</li> <li>• Labour Contract Law of the PRC 中華人民共和國勞動合同法</li> <li>• Law of the PRC on the Protection of Disabled Persons 中華人民共和國殘疾人保護法</li> <li>• Law of the PRC on the Protection of Minorities 中華人民共和國少數民族保護法</li> <li>• Trade Union Law of the PRC 中華人民共和國工會法</li> <li>• Women's Right Protection Law of the PRC 中華人民共和國婦女權益保障法</li> <li>• Special Rules on the Labour Protection of Female Employees 中華人民共和國女職工勞動保護特別規定</li> <li>• The Employment Ordinance in Hong Kong 香港僱傭條例</li> <li>• The Employee's Compensation Ordinance in Hong Kong 香港僱員補償條例</li> <li>• The Sex Discrimination Ordinance in Hong Kong 香港性別歧視條例</li> <li>• The Race Discrimination Ordinance in Hong Kong 香港種族歧視條例</li> <li>• The Disability Discrimination Ordinance in Hong Kong 香港殘疾歧視條例</li> </ul>	Our People – Employee Communication, Employment Practices 員工－僱員溝通、僱傭常規
Health and Safety 健康與安全	<ul style="list-style-type: none"> <li>• Production Safety Law of the PRC 中華人民共和國安全生產法</li> <li>• Special Equipment Safety Law of the PRC 中華人民共和國特種設備安全法</li> <li>• Fire Protection Law of the PRC 中華人民共和國消防法</li> <li>• Law of the PRC on the Prevention and Control of Occupational Diseases 中華人民共和國職業病防治法</li> <li>• The Occupational Safety and Health Ordinance in Hong Kong. 香港職業安全及健康條例</li> </ul>	Our People –Occupational Health and Safety 員工－職業健康及安全



# Environmental, Social and Governance Report

## 環境、社會及管治報告

### LAWS AND REGULATIONS (Continued)

### 法律及法規 (續)

Aspect 層面	Applicable Laws and Regulations 適用法律及法規	Section 章節
<b>Labour standards</b> 勞工準則	<ul style="list-style-type: none"> <li>• Law of the PRC on the Protection of Minors 中華人民共和國未成年人保護法</li> <li>• Provisions on the Prohibition of Using Child Labour 禁止使用童工規定</li> </ul>	Our People – Employment Practices 員工－僱傭常規
<b>Product Responsibility</b> 產品責任	<ul style="list-style-type: none"> <li>• Product Quality Law of the PRC 中華人民共和國產品質量法</li> <li>• Production Safety Law of the PRC 中華人民共和國安全生產法</li> <li>• Intellectual Property Laws of the PRC 中華人民共和國知識產權法</li> <li>• Cybersecurity Law of the PRC 中華人民共和國網絡安全法</li> <li>• Patent Law of the PRC 中華人民共和國專利法</li> <li>• The Personal Data Ordinance in Hong Kong 香港個人資料條例</li> </ul>	Operating Practices – Quality Management and Assurance, Intellectual Property Rights, Data Privacy Protection 營運常規－質量管理及保證、知識產權、數據隱私保護
<b>Anti-corruption</b> 反貪污	<ul style="list-style-type: none"> <li>• Criminal Law of the PRC 中華人民共和國刑法</li> <li>• Anti-Unfair Competition Law of the PRC 中華人民共和國反不正當競爭法</li> <li>• The Prevention of Bribery Ordinance in Hong Kong 香港防止賄賂條例</li> </ul>	Operating Practices – Anti-corruption 營運常規－反貪污

# Environmental, Social and Governance Report

## 環境、社會及管治報告

### PERFORMANCE DATA SUMMARY

### 表現數據概要

		2020	2019	
		二零二零年	二零一九年	
Environment 環境	<b>Total Energy Consumption</b> 能源消耗總量	GJ 千兆焦耳	63,252.48	62,216.09
	Energy consumption intensity 能耗密度	GJ/HKD ('000) 千兆焦耳/港元(千)	0.12	0.13
	Electricity 電力	kWh 千瓦時	15,107,950.00	14,973,740.00
	Natural gas 天然氣	m <sup>3</sup> 立方米	186,572.00	182,852.00
	Petrol 汽油	litres 公升	34,737.35	37,400.37
	Diesel 柴油	litres 公升	13,777.00	-
	<b>Water Consumption</b> 耗水量	tonnes 噸	163,506.00	142,222.12
	Water consumption intensity 耗水密度	tonnes/HKD ('000) 噸/港元(千)	0.31	0.29
	<b>Packaging Materials</b> 包裝材料			
	Paper 紙張	tonnes 噸	14,634.00	3,789.28
	Plastic 塑料	tonnes 噸	485.60	785.69
	Metal 金屬	tonnes 噸	2.80	8.15
	<b>Greenhouse Gases (GHG) Emissions<sup>6</sup></b> 溫室氣體排放			
	Scope 1: direct carbon emissions 範圍I: 直接碳排放	tCO <sub>2</sub> e 噸二氧化碳當量	531.67	518.88
	Scope 2: indirect carbon emissions 範圍II: 間接碳排放	tCO <sub>2</sub> e 噸二氧化碳當量	12,028.25	12,382.36
Total GHG emissions 溫室氣體排放總量	tCO <sub>2</sub> e 噸二氧化碳當量	12,559.92	12,901.24	
Total GHG emission intensity 溫室氣體排放密度總量	tCO <sub>2</sub> e/HKD ('000) 噸二氧化碳當量/港元(千)	0.02	0.02	

<sup>6</sup> Emission factors are adjusted compared to those disclosed in 2019 report, and GHG emissions in 2019 are recalculated and adjusted in the above table.

Greenhouse gases (GHG) emissions are calculated with reference to HKEX's How to Prepare an ESG Report Appendix 2: Reporting Guidance on Environmental KPIs and the emission factors are referenced from the 2019 Emission Reduction Project China Regional Grid Baseline Emissions Factor. The global warming potential is referenced to the Fifth Assessment Report of the Intergovernmental Panel on Climate Change (IPCC).

<sup>6</sup> 溫室氣體排放因子較二零一九年有所調整，故上表二零一九年的溫室氣體數據已重新計算並調整。

溫室氣體排放乃經參考香港聯交所的「如何準備環境、社會及管治報告—附錄2：環境關鍵績效指標匯報指引」而計算，而排放因子則參考2019年度減排項目中國區域電網基準線排放因子。全球變暖的潛能值參考政府間氣候變化專門委員會(IPCC)的第五次評估報告。

# Environmental, Social and Governance Report

## 環境、社會及管治報告

### PERFORMANCE DATA SUMMARY (Continued)

### 表現數據概要 (續)

			2020	2019
			二零二零年	二零一九年
Environment 環境	<b>Air Pollutants</b> 空氣污染物			
	SOx 硫氧化物	kg 公斤	0.51	0.55
	NOx 氮氧化物	kg 公斤	89.71	86.19
	PM 懸浮顆粒	kg 公斤	7.95	7.57
	VOC 揮發性有機化合物	tonnes 噸	0.03	0.00
	<b>Waste</b> 廢棄物			
	Hazardous waste 有害廢棄物	tonnes 噸	22.91	14.27
	Hazardous waste intensity 有害廢棄物密度	kg/HKD ('000) 公斤/港元(千)	0.04	0.03
	Non-hazardous waste 無害廢棄物	tonnes 噸	180.00	200.00
	Non-hazardous waste intensity 無害廢棄物密度	kg/HKD ('000) 公斤/港元(千)	0.34	0.41
	Effluent 污水	tonnes 噸	13,553.00	14,168.00
	Effluent intensity 污水密度	tonnes/HKD ('000) 噸/港元(千)	0.03	0.03
Workforce Demographics 勞動力 人數統計	<b>Total Headcount</b> 員工總額		1,460	1,527
	<b>By Geographical Distribution</b> 按地區分佈			
	PRC 中國		1,317	1,437
	Hong Kong 香港		143	90
	<b>By Age</b> 按年齡			
	30 or Below 30歲或以下		222	196
	31-50 31歲至50歲		1,107	1,234
	Above 50 50歲以上		131	97
	<b>By Gender</b> 按性別			
Male 男性		738	811	
Female 女性		722	716	

# Environmental, Social and Governance Report

## 環境、社會及管治報告

### PERFORMANCE DATA SUMMARY (Continued)

### 表現數據概要 (續)

		2020 二零二零年	2019 二零一九年
Workforce Demographics 勞動力 人數統計	<b>By Educational Background</b> 按教育背景		
	Tertiary education or above 大專或以上	226	191
	Below tertiary education 大專以下	1,234	1,336
	<b>By Professional Profile</b> 按職能		
	Management 管理人員	353	348
	General staff 一般員工	1,107	1,179
	<b>Employee Turnover Rate</b> 僱員流失比率		
	Total 總額	59%	65%
	<b>By Age</b> 按年齡		
	30 or Below 30歲或以下	177%	250%
	31-50 31歲至50歲	35%	39%
	Above 50 50歲以上	65%	25%
	<b>By Gender</b> 按性別		
	Male 男性	59%	64%
	Female 女性	60%	65%
	<b>Employee New Hire Rate</b> 僱員新僱備比率		
	Total 總額	59%	62%
	<b>By Age</b> 按年齡		
	30 or Below 30歲或以下	69%	159%
	31-50 31歲至50歲	60%	51%
Above 50 50歲以上	35%	3%	
<b>By Gender</b> 按性別			
Male 男性	55%	57%	
Female 女性	62%	68%	

# Environmental, Social and Governance Report

## 環境、社會及管治報告

### PERFORMANCE DATA SUMMARY (Continued)

### 表現數據概要 (續)

			2020 二零二零年	2019 二零一九年
Training and Development 培訓及發展	Percentage of Employees Trained 受訓僱員百分比		97%	98%
	By Gender 按性別			
	Male 男性		96%	98%
	Female 女性		98%	98%
	By Professional Profile 按職能			
	Management 管理人員		97%	99%
	General staff 一般員工		97%	97%
	Average Training Hours per Person 每人平均培訓時數		30	16
	By Gender 按性別			
	Male 男性	hours 小時	30	16
	Female 女性	hours 小時	30	16
	By Professional Profile 按職能			
	Management 管理人員	hours 小時	19	17
	General staff 一般員工	hours 小時	34	16
Health and Safety 健康及安全	Work-related incident 工作相關事故	cases 宗數	18	21
	Lost days due to work-related injury 工傷損失工作日數	days 天	286	265
	Work-related fatalities 工作相關死亡人數	no. of employees 僱員人數	0	0
	Number of employees participating in safety training 參與安全培訓僱員人數	person-times 人次	2,579	2,654
	Total safety training hours 安全培訓總時數	hours 小時	5,514	5,836
Community Investment 社區投資	Donations 捐款	HK\$ 港元	476,000	133,000

# Environmental, Social and Governance Report

## 環境、社會及管治報告

### HKEX ESG CONTENT INDEX

### 聯交所環境、社會及管治內容 指引

KPIs 關鍵績效指標	HKEX ESG Reporting Guide Requirements 聯交所環境、社會及管治報告指引要求	Section 章節	
<b>A. Environmental</b> <b>A. 環境</b>			
<b>Aspect A1:</b> <b>Emissions</b> <b>層面A1:</b> <b>排放物</b>	<b>General Disclosure</b> Information on: (a) the policies; and (b) compliance with relevant laws and regulations that have a significant impact on the issuer relating to air and greenhouse gas emissions, discharges into water and land, and generation of hazardous and non-hazardous waste. <b>一般披露</b> 有關氣體及溫室氣體排放、向水及土地排污、有害及無害廢棄物的產生的： (a) 政策；及 (b) 遵守對發行人有重大影響的相關法律及規例的資料。	Environmental Protection 環境保護	
	<b>KPI A1.1</b> 關鍵績效 指標A1.1	Types of emissions and their respective emissions data. 排放物種類及其相關排放數據。	Environmental Protection – Emission Control 環境保護－排放控制
	<b>KPI A1.2</b> 關鍵績效 指標A1.2	Greenhouse gas emissions in total (in tonnes) and, where appropriate, intensity. 溫室氣體總排放量(以噸計算)及密度(如適用)。	
	<b>KPI A1.3</b> 關鍵績效 指標A1.3	Total hazardous waste produced (in tonnes) and, where appropriate, intensity. 所產生有害廢棄物總量(以噸計算)及密度(如適用)。	Environmental Protection – Effluent and Waste Management 環境保護－污水及廢棄物管理
	<b>KPI A1.4</b> 關鍵績效 指標A1.4	Total non-hazardous waste produced (in tonnes) and, where appropriate, intensity. 所產生無害廢棄物總量(以噸計算)及密度(如適用)。	Environmental Protection – Emission Control 環境保護－排放控制
	<b>KPI A1.5</b> 關鍵績效 指標A1.5	Description of measures to mitigate emissions and results achieved. 描述減低排放量的措施及所得成果。	Environmental Protection – Effluent and Waste Management 環境保護－污水及廢棄物管理
	<b>KPI A1.6</b> 關鍵績效 指標A1.6	Description of how hazardous and non-hazardous wastes are handled, reduction initiatives and results achieved. 描述處理有害及無害廢棄物的方法、減低產生量的措施及所得成果。	Environmental Protection – Effluent and Waste Management 環境保護－污水及廢棄物管理

# Environmental, Social and Governance Report

## 環境、社會及管治報告

### HKEX ESG CONTENT INDEX (Continued)

### 聯交所環境、社會及管治內容指引 (續)

KPIs 關鍵績效指標	HKEX ESG Reporting Guide Requirements 聯交所環境、社會及管治報告指引要求	Section 章節	
<b>Aspect A2:</b> <b>Use of Resources</b> 層面A2： 資源使用	<b>General Disclosure</b> Policies on the efficient use of resources, including energy, water and other raw materials. 一般披露 有效使用資源 (包括能源、水及其他原材料) 的政策。	Environmental Protection 環境保護	
	<b>KPI A2.1</b> 關鍵績效指標A2.1	Direct and/or indirect energy consumption by type in total (kWh in '000s) and intensity. 按類型劃分的直接及／或間接能源消耗總量 (以千個千瓦時計算) 及密度。	Environmental Protection – Resources Conservation 環境保護－節約資源
	<b>KPI A2.2</b> 關鍵績效指標A2.2	Water consumption in total and intensity. 總耗水量及密度。	
	<b>KPI A2.3</b> 關鍵績效指標A2.3	Description of energy use efficiency initiatives and results achieved. 描述能源使用效益計劃及所得成果。	
	<b>KPI A2.4</b> 關鍵績效指標A2.4	Description of whether there is any issue in sourcing water that is fit for the purpose, water efficiency initiatives and results achieved. 描述求取適用水源可有任何問題，以及提升用水效益計劃及所得成果。	Environmental Protection – Resources Conservation 環境保護－節約資源
	<b>KPI A2.5</b> 關鍵績效指標A2.5	Total packaging materials used for finished products (in tonnes) and, if applicable, with reference to per unit produced. 製成品所用包裝材料總量 (以噸計算) 及每生產單位佔量 (如適用)。	Environmental Protection – Resources Conservation 環境保護－節約資源
<b>Aspect A3: The Environment and Natural Resources</b> 層面A3： 環境及天然資源	<b>General Disclosure</b> Policies on minimising the issuers' significant impact on the environment and natural resources. 一般披露 減低發行人對環境及天然資源造成重大影響的政策。	Environmental Protection 環境保護	
	<b>KPI A3.1</b> 關鍵績效指標A3.1	Description of significant impacts of activities on the environment and natural resources and the actions taken to manage them. 描述活動對環境及天然資源的重大影響及已採取管理有關影響的行動。	Environmental Protection – Noise Management, Promoting Green Products 環境保護－噪音管理、推廣綠色產品

# Environmental, Social and Governance Report

## 環境、社會及管治報告

### HKEX ESG CONTENT INDEX (Continued)

### 聯交所環境、社會及管治內容 指引 (續)

KPIs 關鍵績效指標	HKEX ESG Reporting Guide Requirements 聯交所環境、社會及管治報告指引要求	Section 章節	
<b>B. Social</b> B. 社會			
<b>Aspect B1:</b> <b>Employment</b> 層面B1： 僱傭	<b>General Disclosure</b> Information on: (a) the policies; and (b) compliance with relevant laws and regulations that have a significant impact on the issuer relating to compensation and dismissal, recruitment and promotion, working hours, rest periods, equal opportunity, diversity, anti-discrimination, and other benefits and welfare. <b>一般披露</b> 有關賠償及解僱、招聘及晉升、工作時數、假期、平等機會、多元化、反歧視以及其他待遇及福利的： (a) 政策；及 (b) 遵守對發行人有重大影響的相關法律及規例的資料。	Our People 員工	
	<b>KPI B1.1</b> <b>關鍵績效</b> <b>指標B1.1</b>	Total workforce by gender, employment type, age group and geographical region. 按性別、僱傭類型、年齡組別及地區劃分的僱員總數。	Our People – Employee Profile 員工－僱員概覽
	<b>KPI B1.2</b> <b>關鍵績效</b> <b>指標B1.2</b>	Employee turnover rate by gender, age group and geographical region. 按性別、年齡組別及地區劃分的僱員流失比率。	



# Environmental, Social and Governance Report

## 環境、社會及管治報告

### HKEX ESG CONTENT INDEX (Continued)

### 聯交所環境、社會及管治內容 指引 (續)

KPIs 關鍵績效指標	HKEX ESG Reporting Guide Requirements 聯交所環境、社會及管治報告指引要求	Section 章節	
<b>Aspect B2:</b> <b>Health and Safety</b> 層面B2： 健康與安全	<b>General Disclosure</b> Information on: (a) the policies; and (b) compliance with relevant laws and regulations that have a significant impact on the issuer relating to providing a safe working environment and protecting employees from occupational hazards. <b>一般披露</b> 有關提供安全工作環境及保障僱員免受職業性危害的： (a) 政策；及 (b) 遵守對發行人有重大影響的相關法律及規例的資料。	Our People – Occupational Health and Safety 員工－職業健康及安全	
	<b>KPI B2.1</b> <b>關鍵績效</b> <b>指標B2.1</b>		Number and rate of work-related fatalities. 因工作關係而死亡的人數及比率。
	<b>KPI B2.2</b> <b>關鍵績效</b> <b>指標B2.2</b>		Lost days due to work injuries. 因工傷損失工作日數。
	<b>KPI B2.3</b> <b>關鍵績效</b> <b>指標B2.3</b>		Description of occupational health and safety measures adopted, how they are implemented and monitored. 描述所採納的職業健康與安全措施，以及相關執行及監察方法。

# Environmental, Social and Governance Report

## 環境、社會及管治報告

### HKEX ESG CONTENT INDEX (Continued)

### 聯交所環境、社會及管治內容 指引 (續)

KPIs 關鍵績效指標	HKEX ESG Reporting Guide Requirements 聯交所環境、社會及管治報告指引要求	Section 章節	
<b>Aspect B3:</b> <b>Development and Training</b> 層面B3： 發展及培訓	<b>General Disclosure</b> Policies on improving employees' knowledge and skills for discharging duties at work. Description of training activities. <b>一般披露</b> 有關提升僱員履行工作職責的知識及技能的政策。描述培訓活動。	Our People – Training and Development 員工－培訓及發展	
	<b>KPI B3.1</b> <b>關鍵績效指標B3.1</b>		The percentage of employees trained by gender and employee category. 按性別及僱員類別劃分的受訓僱員百分比。
	<b>KPI B3.2</b> <b>關鍵績效指標B3.2</b>		The average training hours completed per employee by gender and employee category. 按性別及僱員類別劃分，每名僱員完成的平均培訓時數。
<b>Aspect B4:</b> <b>Labour Standards</b> 層面B4： 勞工準則	<b>General Disclosure</b> Information on: (a) the policies; and (b) compliance with relevant laws and regulations that have a significant impact on the issuer relating to preventing child or forced labour. <b>一般披露</b> 有關防止童工或強制勞工的： (a) 政策；及 (b) 遵守對發行人有重大影響的相關法律及規例的資料。	Our People 員工	
	<b>KPI B4.1</b> <b>關鍵績效指標B4.1</b>		Description of measures to review employment practices to avoid child and forced labour. 描述檢討僱傭常規的措施以避免童工及強制勞工。
	<b>KPI B4.2</b> <b>關鍵績效指標B4.2</b>		Description of steps taken to eliminate such practices when discovered. 描述在發現違規情況時消除有關常規所採取的步驟。
<b>Aspect B5:</b> <b>Supply Chain Management</b> 層面B5： 供應鏈管理	<b>General Disclosure</b> Policies on managing environmental and social risks of the supply chain <b>一般披露</b> 管理供應鏈的環境及社會風險政策	Operating Practices – Supply Chain Management 營運常規－供應鏈管理	
	<b>KPI B5.1</b> <b>關鍵績效指標B5.1</b>		Number of suppliers by geographical region. 按地區劃分的供應商數目。

# Environmental, Social and Governance Report

## 環境、社會及管治報告

### HKEX ESG CONTENT INDEX (Continued)

### 聯交所環境、社會及管治內容 指引 (續)

KPIs 關鍵績效指標	HKEX ESG Reporting Guide Requirements 聯交所環境、社會及管治報告指引要求	Section 章節	
<b>Aspect B6:</b> <b>Product Responsibility</b> <b>層面B6：</b> <b>產品責任</b>	<b>General Disclosure</b> Information on: (a) the policies; and (b) compliance with relevant laws and regulations that have a significant impact on the issuer relating to health and safety, advertising, labelling and privacy matters relating to products and services provided and methods of redress. <b>一般披露</b> 有關所提供產品和服務的健康與安全、廣告、標籤及私隱事宜以及補救方法的： (a) 政策；及 (b) 遵守對發行人有重大影響的相關法律及規例的資料。	Operating Practices 營運常規	
	<b>KPI B6.2</b> <b>關鍵績效</b> <b>指標B6.2</b>	Number of products and service related complaints received and how they are dealt with. 接獲關於產品及服務的投訴數目以及處理方法。	Operating Practices – Customer Satisfaction 營運常規—客戶滿意度
	<b>KPI B6.3</b> <b>關鍵績效</b> <b>指標B6.3</b>	Description of practices relating to observing and protecting intellectual property rights. 描述與維護及保障知識產權有關的常規。	Operating Practices – Intellectual Property Rights 營運常規—知識產權
	<b>KPI B6.4</b> <b>關鍵績效</b> <b>指標B6.4</b>	Description of quality assurance process and recall procedures. 描述質量檢定過程及產品回收程序。	Operating Practices – Quality Management and Assurance 營運常規—質量管理與保證
	<b>KPI B6.5</b> <b>關鍵績效</b> <b>指標B6.5</b>	Description of consumer data protection and privacy policies, how they are implemented and monitored. 描述消費者數據保護及私隱政策，以及相關執行及監察方法。	Operating Practices – Data Privacy Protection 營運常規—數據隱私保護

# Environmental, Social and Governance Report

## 環境、社會及管治報告

### HKEX ESG CONTENT INDEX (Continued)

### 聯交所環境、社會及管治內容 指引 (續)

KPIs 關鍵績效指標	HKEX ESG Reporting Guide Requirements 聯交所環境、社會及管治報告指引要求	Section 章節	
<b>Aspect B7:</b> <b>Anti-corruption</b> 層面B7： 反貪污	<b>General Disclosure</b> Information on: (a) the policies; and (b) compliance with relevant laws and regulations that have a significant impact on the issuer relating to bribery, extortion, fraud and money laundering. <b>一般披露</b> 有關賄賂、勒索、欺詐及洗錢的： (a) 政策；及 (b) 遵守對發行人有重大影響的相關法律及規例的資料。	Operating Practices – Anti-corruption 營運常規—反貪污	
	<b>KPI B7.1</b> <b>關鍵績效</b> <b>指標B7.1</b>		Number of concluded legal cases regarding corrupt practices brought against the issuer or its employees during the reporting period and outcomes of the cases. 於報告期內對發行人或其僱員提出並已審結的貪污訴訟案件的數目及訴訟結果。
	<b>KPI B7.2</b> <b>關鍵績效</b> <b>指標B7.2</b>		Description of preventive measures and whistle-blowing procedures, how they are implemented and monitored. 描述防範措施及舉報程序，以及相關執行及監察方法。
<b>Aspect B8:</b> <b>Community Investment</b> 層面B8： 社區投資	<b>General Disclosure</b> Policies on community engagement to understand the needs of the communities where the issuer operates and to ensure its activities take into consideration the communities' interests. <b>一般披露</b> 有關以社區參與來了解發行人營運所在的社區需要和確保其業務活動會考慮社區利益的政策。	Our People – Community Involvement 員工—社區參與	
	<b>KPI B8.1</b> <b>關鍵績效</b> <b>指標B8.1</b>		Focus areas of contribution. 專注貢獻範疇。
	<b>KPI B8.2</b> <b>關鍵績效</b> <b>指標B8.2</b>		Resources contributed to the focus area. 在專注範疇所動用資源。

# Independent Auditor's Report 獨立核數師報告

# Deloitte.

# 德勤

## TO THE SHAREHOLDERS OF NEWAY GROUP HOLDINGS LIMITED

(incorporated in Bermuda with limited liability)

## 致Neway Group Holdings Limited

中星集團控股有限公司 \*股東

(於百慕達註冊成立之有限公司)

### OPINION

We have audited the consolidated financial statements of Neway Group Holdings Limited (the "Company") and its subsidiaries (collectively referred to as the "Group") set out on pages 132 to 301, which comprise the consolidated statement of financial position as at 31 December 2020, and the consolidated statement of profit or loss and other comprehensive income, consolidated statement of changes in equity and consolidated statement of cash flows for the year then ended, and notes to the consolidated financial statements, including a summary of significant accounting policies.

In our opinion, the consolidated financial statements give a true and fair view of the consolidated financial position of the Group as at 31 December 2020, and of its consolidated financial performance and its consolidated cash flows for the year then ended in accordance with Hong Kong Financial Reporting Standards ("HKFRSs") issued by the Hong Kong Institute of Certified Public Accountants ("HKICPA") and have been properly prepared in compliance with the disclosure requirements of the Hong Kong Companies Ordinance.

### BASIS FOR OPINION

We conducted our audit in accordance with Hong Kong Standards on Auditing ("HKSAAs") issued by the HKICPA. Our responsibilities under those standards are further described in the Auditor's Responsibilities for the Audit of the Consolidated Financial Statements section of our report. We are independent of the Group in accordance with the HKICPA's Code of Ethics for Professional Accountants (the "Code"), and we have fulfilled our other ethical responsibilities in accordance with the Code. We believe that the audit evidence we have obtained is sufficient and appropriate to provide a basis for our opinion.

### 意見

本核數師(以下簡稱「我們」)已審計列載於第132頁至第301頁的Neway Group Holdings Limited中星集團控股有限公司\* (以下簡稱「貴公司」)及其附屬公司(以下統稱「貴集團」)的綜合財務報表,此財務報表包括於二零二零年十二月三十一日的綜合財務狀況表與截至該日止年度的綜合損益及其他全面收入報表、綜合權益變動表及綜合現金流量報表,以及綜合財務報表附註,包括主要會計政策概要。

我們認為,該等綜合財務報表已根據香港會計師公會(「香港會計師公會」)頒佈的《香港財務報告準則》(「香港財務報告準則」)真實而中肯地反映了貴集團於二零二零年十二月三十一日的綜合財務狀況,以及其於截至該日止年度的綜合財務表現及綜合現金流量,並已遵照香港《公司條例》的披露要求妥為擬備。

### 意見的基礎

我們已根據香港會計師公會頒佈的《香港審計準則》(「香港審計準則」)進行審計。我們在該等準則項下承擔的責任在本報告「核數師就審計綜合財務報表承擔的責任」部分中作進一步闡述。根據香港會計師公會頒佈的《專業會計師道德守則》(「守則」),我們獨立於貴集團,並已履行守則中的其他道德責任。我們相信,我們所獲得的審計憑證能充足及適當地為我們的審計意見提供基礎。

\* 僅供識別

# Independent Auditor's Report

## 獨立核數師報告

### KEY AUDIT MATTERS

Key audit matters are those matters that, in our professional judgement, were of most significance in our audit of the consolidated financial statements of the current period. These matters were addressed in the context of our audit of the consolidated financial statements as a whole, and in forming our opinion thereon, and we do not provide a separate opinion on these matters.

Key audit matter	How our audit addressed the key audit matter
------------------	--

#### *Valuation of investment properties*

We identified the valuation of investment properties as a key audit matter due to the inherent level of complex and subjective judgement and estimates required in determining the fair values.

The Group's investment properties portfolio comprises commercial and industrial properties located in Hong Kong and the People Republic of China (the "PRC") and is stated at fair value of HK\$212,020,086 as at 31 December 2020 with a fair value loss of HK\$9,917,231 recognised in the consolidated statement of profit or loss and other comprehensive income for the year then ended.

Our procedures in relation to the valuation of investment properties included:

- Evaluating the competence, capabilities and objectivity of the valuers and obtaining an understanding of the valuers' scope of work and their terms of engagement;

### 關鍵審計事項

關鍵審計事項是我們的專業判斷，認為對審計本期綜合財務報表最為重要的事項。這些事項是在我們審計整體綜合財務報表及出具意見時進行處理的。我們不會對這些事項提供單獨的意見。

關鍵審計事項	我們的審計如何對關鍵審計事項進行處理
--------	--------------------

#### *投資物業的估值*

我們認為投資物業的估值為關鍵審計事項，此乃由於釐定公平值時需要無可避免地作出複雜及主觀的判斷及估計。

貴集團的投資物業組合包括位於香港及中華人民共和國（「中國」）的商業及工業物業，並以於二零二零年十二月三十一日的公平值212,020,086港元列值，並於截至當日止年度的綜合損益及其他全面收入報表內確認公平值收益9,917,231港元。

我們有關投資物業的估值的程序包括：

- 評估估值師的資格、能力及客觀性，以及了解估值師的工作範圍及彼等的委聘條款；

# Independent Auditor's Report

## 獨立核數師報告

### KEY AUDIT MATTERS (Continued)

Key audit matter	How our audit addressed the key audit matter
------------------	--

#### Valuation of investment properties (Continued)

The Group's investment properties are measured using the fair value model based on a valuation performed by independent qualified professional valuers. As disclosed in notes 4 and 16 to the consolidated financial statements, in determining the fair values of the Group's investment properties, the valuers have applied income capitalisation approach or direct comparison approach, as appropriate, for respective properties, which involve, inter-alia, certain estimates, including appropriate capitalisation rates, reversionary income potential and market transactions of comparable properties, as appropriate.

- Evaluating the appropriateness of the valuers' valuation approaches to assess if they meet the requirements of the HKFRSs and industry norms;
- Challenging the reasonableness and appropriateness of valuation models applied based on available market information and our knowledge of the property industry and whether the methodologies are consistent with the bases used in prior year; and
- Assessing the reasonableness of key inputs used in the valuation, on a sample basis, by checking to the publicly available information on market transactions of comparable properties, comparing rental income, terms of existing leases to the existing lease summaries of the Group and evaluating whether capitalisation rates adopted are comparable to the market.

### 關鍵審計事項 (續)

關鍵審計事項	我們的審計如何對關鍵審計事項進行處理
--------	--------------------

#### 投資物業的估值 (續)

貴集團的投資物業乃使用公平值模式，根據獨立合資格專業估值師所進行的估值計量。誠如綜合財務報表附註4及16所披露，於釐定貴集團投資物業之公平值時，估值師已對該等物業應用收入資本法或直接比較法（視何者適用），當中涉及（其中包括）若干估計（包括合適的資本化率、復歸收入潛力及可資比較物業之市場交易（如適用））。

- 評估估值師所採用的估值方法是否適當，以評估彼等是否符合香港財務報告準則及行業慣例；
- 根據可得的市場資料及我們對物業行業的認識以及方法是否與去年所用基準一致，對所應用的估值模式的合理性及適合性提出質疑；及
- 透過核對可資比較物業市場交易的公開可得資料、將現有租約租金收入、條款與貴集團現有租約概要進行比較，抽樣評定估值所使用的主要輸入數據的合理性，以及評估所採用的資本化率是否與市場可資比較者相若。

# Independent Auditor's Report

## 獨立核數師報告

### KEY AUDIT MATTERS (Continued)

Key audit matter	How our audit addressed the key audit matter
------------------	--

#### *Net realisable value assessment of properties under development for sale*

We identified the net realisable value assessment of properties under development for sale as a key audit matter because of the management's judgement and estimate involved in the net realisable value assessment for the relevant project.

Included in the consolidated statement of financial position are the properties under development for sale amounting to HK\$124,759,125 as at 31 December 2020, which is stated at the lower of cost and net realisable value.

As set out in note 4 to the consolidated financial statements, management has estimated the net realisable value assessment of the Group's properties under development for sale with reference to the comparable market transactions in similar locations.

Our procedures in relation to evaluating the appropriateness of the management's net realisable value assessment of properties under development for sale included:

- Discussing with management to obtain an understanding of the net realisable value assessment;
- Evaluating the appropriateness of the comparable market transactions in similar locations identified by the management; and
- Obtaining legal opinion on whether there is any restrictions for the Group to realise the properties under development for sale pursuant to the Updated Freeze Order (as defined in note 21 to the consolidated financial statements).

### 關鍵審計事項 (續)

關鍵審計事項	我們的審計如何對關鍵審計事項進行處理
--------	--------------------

#### 對待售發展中物業的可變現淨值評估

我們認為待售發展中物業的可變現淨值為關鍵審計事項，因為相關項目的可變現淨值評估涉及管理層判斷及評估。

綜合財務狀況表包括於二零二零年十二月三十一日的待售發展中物業124,759,125港元，其乃以成本及可變現淨值之較低者列賬。

誠如綜合財務報表附註4所載，管理層通過參考相若位置的可資比較市場交易，估計貴集團待售發展中物業的可變現淨值評估。

我們有關評估管理層對待售發展中物業的可變現淨值評估是否適當的程序包括：

- 與管理層討論，以了解可變現淨值評估；
- 評估管理層識別的相若位置可資比較市場交易是否適當；及
- 就貴集團根據更新凍結令（定義見綜合財務報表附註21）將待售發展中物業變現是否存在任何限制獲取法律意見。



# Independent Auditor's Report

## 獨立核數師報告

### OTHER INFORMATION

The directors of the Company are responsible for the other information. The other information comprises the information included in the annual report, but does not include the consolidated financial statements and our auditor's report thereon.

Our opinion on the consolidated financial statements does not cover the other information and we do not express any form of assurance conclusion thereon.

In connection with our audit of the consolidated financial statements, our responsibility is to read the other information and, in doing so, consider whether the other information is materially inconsistent with the consolidated financial statements or our knowledge obtained in the audit or otherwise appears to be materially misstated. If, based on the work we have performed, we conclude that there is a material misstatement of this other information, we are required to report that fact. We have nothing to report in this regard.

### RESPONSIBILITIES OF DIRECTORS AND THOSE CHARGED WITH GOVERNANCE FOR THE CONSOLIDATED FINANCIAL STATEMENTS

The directors of the Company are responsible for the preparation of the consolidated financial statements that give a true and fair view in accordance with HKFRSs issued by the HKICPA and the disclosure requirements of the Hong Kong Companies Ordinance, and for such internal control as the directors determine is necessary to enable the preparation of consolidated financial statements that are free from material misstatement, whether due to fraud or error.

In preparing the consolidated financial statements, the directors are responsible for assessing the Group's ability to continue as a going concern, disclosing, as applicable, matters related to going concern and using the going concern basis of accounting unless the directors either intend to liquidate the Group or to cease operations, or have no realistic alternative but to do so.

Those charged with governance are responsible for overseeing the Group's financial reporting process.

### 其他資訊

貴公司董事對其他資訊負責。其他資訊包括刊載於年報內的資訊，但不包括綜合財務報表及我們的核數師報告。

我們對綜合財務報表的意見並不涵蓋其他資訊，我們亦不對該等資訊發表任何形式的鑒證結論。

結合我們對綜合財務報表的審計，我們的責任是閱讀其他資訊，在此過程中，考慮其他資訊是否與綜合財務報表或我們在審計過程中所瞭解的情況存在重大抵觸，或者似乎存在重大錯誤陳述的情況。基於我們已執行的工作，如果我們認為其他資訊存在重大錯誤陳述，我們需要報告該事實。在這方面，我們沒有任何報告。

### 董事及管治層就綜合財務報表須承擔的責任

貴公司董事須負責根據香港會計師公會頒佈的《香港財務報告準則》及香港《公司條例》的披露要求擬備真實而中肯的綜合財務報表，並對其認為使綜合財務報表的擬備不存在由於欺詐或錯誤而導致的重大錯誤陳述所需的內部控制負責。

在擬備綜合財務報表時，董事負責評估貴集團持續經營的能力，並在適用情況下披露與持續經營有關的事項，以及使用持續經營的會計基礎，除非董事有意將貴集團清盤或停止經營，或別無其他實際的替代方案。

管治層須負責監督貴集團的財務報告過程。

# Independent Auditor's Report

## 獨立核數師報告

### AUDITOR'S RESPONSIBILITIES FOR THE AUDIT OF THE CONSOLIDATED FINANCIAL STATEMENTS

Our objectives are to obtain reasonable assurance about whether the consolidated financial statements as a whole are free from material misstatement, whether due to fraud or error, and to issue an auditor's report that includes our opinion solely to you, as a body, in accordance with Section 90 of the Bermuda Companies Act, and for no other purpose. We do not assume responsibility towards or accept liability to any other person for the contents of this report. Reasonable assurance is a high level of assurance, but is not a guarantee that an audit conducted in accordance with HKSA's will always detect a material misstatement when it exists. Misstatements can arise from fraud or error and are considered material if, individually or in the aggregate, they could reasonably be expected to influence the economic decisions of users taken on the basis of these consolidated financial statements.

As part of an audit in accordance with HKSA's, we exercise professional judgement and maintain professional skepticism throughout the audit. We also:

- Identify and assess the risks of material misstatement of the consolidated financial statements, whether due to fraud or error, design and perform audit procedures responsive to those risks, and obtain audit evidence that is sufficient and appropriate to provide a basis for our opinion. The risk of not detecting a material misstatement resulting from fraud is higher than for one resulting from error, as fraud may involve collusion, forgery, intentional omissions, misrepresentations, or the override of internal control.
- Obtain an understanding of internal control relevant to the audit in order to design audit procedures that are appropriate in the circumstances, but not for the purpose of expressing an opinion on the effectiveness of the Group's internal control.
- Evaluate the appropriateness of accounting policies used and the reasonableness of accounting estimates and related disclosures made by the directors.

### 核數師就審計綜合財務報表承擔的責任

我們的目標，是對綜合財務報表整體是否不存在由於欺詐或錯誤而導致的重大錯誤陳述取得合理保證，並按照百慕達公司法第90條的規定僅向閣下（作為全體成員）出具包括我們意見的核數師報告。除此之外，我們的報告不可用作其他用途。本行並不就本報告之內容對任何其他人士承擔任何責任或接受任何義務。合理保證是高水準的保證，但不能保證按照《香港審計準則》進行的審計，在某一重大錯誤陳述存在時總能發現。錯誤陳述可以由欺詐或錯誤引起，如果合理預期它們單獨或匯總起來可能影響綜合財務報表使用者依賴財務報表所作出的經濟決定，則有關的錯誤陳述可被視作重大。

在根據《香港審計準則》進行審計的過程中，我們運用了專業判斷，保持了專業懷疑態度。我們亦：

- 識別和評估由於欺詐或錯誤而導致綜合財務報表存在重大錯誤陳述的風險，設計及執行審計程式以應對這些風險，以及獲取充足和適當的審計憑證，作為我們意見的基礎。由於欺詐可能涉及串謀、偽造、蓄意遺漏、虛假陳述，或凌駕於內部控制之上，因此未能發現因欺詐而導致的重大錯誤陳述的風險高於未能發現因錯誤而導致的重大錯誤陳述的風險。
- 瞭解與審核相關的內部控制，以設計適當的審計程式，但目的並非對貴集團內部控制的有效性發表意見。
- 評價董事所採用會計政策的恰當性及作出會計估計及相關披露的合理性。

# Independent Auditor's Report

## 獨立核數師報告

### AUDITOR'S RESPONSIBILITIES FOR THE AUDIT OF THE CONSOLIDATED FINANCIAL STATEMENTS (Continued)

- Conclude on the appropriateness of the directors' use of the going concern basis of accounting and, based on the audit evidence obtained, whether a material uncertainty exists related to events or conditions that may cast significant doubt on the Group's ability to continue as a going concern. If we conclude that a material uncertainty exists, we are required to draw attention in our auditor's report to the related disclosures in the consolidated financial statements or, if such disclosures are inadequate, to modify our opinion. Our conclusions are based on the audit evidence obtained up to the date of our auditor's report. However, future events or conditions may cause the Group to cease to continue as a going concern.
- Evaluate the overall presentation, structure and content of the consolidated financial statements, including the disclosures, and whether the consolidated financial statements represent the underlying transactions and events in a manner that achieves fair presentation.
- Obtain sufficient appropriate audit evidence regarding the financial information of the entities or business activities within the Group to express an opinion on the consolidated financial statements. We are responsible for the direction, supervision and performance of the group audit. We remain solely responsible for our audit opinion.

We communicate with those charged with governance regarding, among other matters, the planned scope and timing of the audit and significant audit findings, including any significant deficiencies in internal control that we identify during our audit.

We also provide those charged with governance with a statement that we have complied with relevant ethical requirements regarding independence, and to communicate with them all relationships and other matters that may reasonably be thought to bear on our independence, and where applicable, actions taken to eliminate threats or safeguards applied.

### 核數師就審計綜合財務報表承擔的責任(續)

- 對董事採用持續經營會計基礎的恰當性作出結論。根據所獲取的審計憑證，確定是否存在與事項或情況有關的重大不確定性，從而可能導致對貴集團的持續經營能力產生重大疑慮。如果我們認為存在重大不確定性，則有必要在核數師報告中提請使用者注意綜合財務報表中的相關披露。假若有關的披露不足，則我們須修訂意見。我們的結論是基於核數師報告日止所取得的審計憑證。然而，未來事項或情況可能導致貴集團不能持續經營。
- 評價綜合財務報表的整體呈列方式、結構和內容，包括披露，以及綜合財務報表是否中肯反映相關交易和事項。
- 就貴集團內各實體或業務活動的財務資訊獲取充足、適當的審計憑證，以對綜合財務報表發表意見。我們負責貴集團審計的方向、監督和執行。我們為審計意見承擔全部責任。

除其他事項外，我們與管治層溝通了計劃的審計範圍、時間安排、重大審計發現等，包括我們在審計中識別出內部控制的任何重大缺陷。

我們亦向管治層提交聲明，說明我們已符合有關獨立性的相關道德要求，並與他們溝通有可能合理地被認為會影響我們獨立性的所有關係和其他事項，以及為清除威脅所採取的行動或已採納的防範措施（倘適用）。

# Independent Auditor's Report

## 獨立核數師報告

### AUDITOR'S RESPONSIBILITIES FOR THE AUDIT OF THE CONSOLIDATED FINANCIAL STATEMENTS (Continued)

From the matters communicated with those charged with governance, we determine those matters that were of most significance in the audit of the consolidated financial statements of the current period and are therefore the key audit matters. We describe these matters in our auditor's report unless law or regulation precludes public disclosure about the matter or when, in extremely rare circumstances, we determine that a matter should not be communicated in our report because the adverse consequences of doing so would reasonably be expected to outweigh the public interest benefits of such communication.

The engagement partner on the audit resulting in the independent auditor's report is Mr. CHAU Chi Ka.

**Deloitte Touche Tohmatsu**  
*Certified Public Accountants*

Hong Kong  
26 March 2021

### 核數師就審計綜合財務報表承擔的責任 (續)

從與管治層溝通的事項中，我們確定哪些事項對本期綜合財務報表的審計最為重要，因而構成關鍵審計事項。我們在核數師報告中描述這些事項，除非法律法規不容許公開披露這些事項，或在極罕見的情況下，如果合理預期在我們報告中溝通某事項造成的負面後果超過產生的公眾利益，我們決定不應在報告中溝通該事項。

出具本獨立核數師報告的審計專案合夥人為周志嘉先生。

執業會計師  
德勤•關黃陳方會計師行

香港  
二零二一年三月二十六日

# Consolidated Statement of Profit or Loss and Other Comprehensive Income

## 綜合損益及其他全面收入報表

For the year ended 31 December 2020

截至二零二零年十二月三十一日止年度

		NOTES 附註	2020 二零二零年 HK\$ 港元	2019 二零一九年 HK\$ 港元
Total revenue	總收益		532,674,495	560,585,247
Gross proceeds from sale of listed equity	出售上市權益之 所得款項總額		27,965,562	8,955,639
			560,640,057	569,540,886
<b>Continuing operations</b>	<b>持續經營業務</b>			
Revenue	收益	5		
Revenue from goods and services	來自貨品及服務之 收益		521,037,413	544,782,853
Rental income	租金收入		4,880,323	7,310,989
Interest income from lending business	來自放貸業務之 利息收入		6,756,759	8,491,405
Total revenue from continuing operations	來自持續經營業務 總收益		532,674,495	560,585,247
Cost of sales and services	銷售及服務成本		(399,625,483)	(408,798,120)
Gross profit	毛利		133,049,012	151,787,127
Other interest income	其他利息收入	11	1,237,216	1,343,276
Other income	其他收入	11	12,618,577	5,717,225
Selling and distribution expenses	銷售及經銷開支		(27,077,778)	(34,827,860)
Administrative expenses	行政開支		(119,751,255)	(109,972,468)
Other gains and losses	其他收益及虧損	7	(50,275,668)	(24,623,820)
Impairment losses under expected credit loss model on financial assets and contract assets, net of reversal	金融資產及合約資產 於預期信貸虧損模式 項下之減值虧損， 扣除撥回	11	(33,356,591)	(4,869,880)
Finance costs	融資成本	8	(4,878,062)	(5,920,964)
Share of results of joint ventures	應佔合營公司之業績		(4,000)	(9,268)
Loss before taxation from continuing operations	來自持續經營業務 除稅前虧損		(88,438,549)	(21,376,632)
Taxation credit (charge)	稅項抵免 (支出)	10	1,121,494	(5,979,227)
Loss for the year from continuing operations	來自持續經營業務 本年虧損	11	(87,317,055)	(27,355,859)
<b>Discontinued operation</b>	<b>已終止經營業務</b>			
Loss for the year from discontinued operation	來自已終止經營業務 本年虧損	12	-	(3,617,421)
Loss for the year	本年虧損		(87,317,055)	(30,973,280)

# Consolidated Statement of Profit or Loss and Other Comprehensive Income

## 綜合損益及其他全面收入報表

For the year ended 31 December 2020

截至二零二零年十二月三十一日止年度

	NOTE 附註	2020 二零二零年 HK\$ 港元	2019 二零一九年 HK\$ 港元
<b>Other comprehensive income (expense):</b>	<b>其他全面收入(開支):</b>		
<i>Items that may be reclassified subsequently to profit or loss:</i>	<i>其後可重新分類至損益之項目:</i>		
Exchange differences arising on translation of foreign operations	換算海外業務所產生之匯兌差額	<b>28,510,531</b>	(9,129,367)
Transfer of translation reserve to profit or loss upon disposal of a subsidiary	於出售一家附屬公司時轉撥換算儲備至損益	-	(960,888)
<i>Item that will not be reclassified to profit or loss:</i>	<i>將不會重新分類至損益之項目:</i>		
Fair value gain on equity instruments at fair value through other comprehensive income ("FVTOCI")	透過其他全面收入按公平值列賬(「透過其他全面收入按公平值列賬」)之股本工具之公平值收益	<b>2,515,681</b>	-
		<b>31,026,212</b>	(10,090,255)
<b>Total comprehensive expense for the year</b>	<b>本年全面開支總額</b>	<b>(56,290,843)</b>	(41,063,535)
Loss for the year attributable to owners of the Company	本公司擁有人應佔		
- from continuing operations	本年虧損	<b>(87,187,111)</b>	(27,165,061)
- from discontinued operation	一來自持續經營業務 一來自已終止經營業務	-	(3,617,421)
		<b>(87,187,111)</b>	(30,782,482)
Loss for the year attributable to non-controlling interests	非控股權益應佔本年虧損	<b>(129,944)</b>	(190,798)
- from continuing operations	一來自持續經營業務	<b>(129,944)</b>	(190,798)
		<b>(87,317,055)</b>	(30,973,280)
<b>Total comprehensive expense for the year attributable to:</b>	<b>以下人士應佔本年全面開支總額:</b>		
Owners of the Company	本公司擁有人	<b>(56,240,266)</b>	(40,590,247)
Non-controlling interests	非控股權益	<b>(50,577)</b>	(473,288)
		<b>(56,290,843)</b>	(41,063,535)
Loss per share	每股虧損		
From continuing and discontinued operations	來自持續經營業務及已終止經營業務		
Basic (HK cents)	基本(港仙)	<b>(34.37)</b>	(12.14)
From continuing operations	來自持續經營業務	<b>(34.37)</b>	(10.71)
Basic (HK cents)	基本(港仙)	<b>(34.37)</b>	(10.71)

# Consolidated Statement of Financial Position

## 綜合財務狀況表

At 31 December 2020

於二零二零年十二月三十一日

		NOTES	2020	2019
		附註	二零二零年	二零一九年
			HK\$	HK\$
			港元	港元
Non-current assets	非流動資產			
Property, plant and equipment	物業、廠房及設備	15	249,659,901	302,279,837
Investment properties	投資物業	16	212,020,086	220,915,017
Equity instruments at FVTOCI	透過其他全面收入 按公平值列賬之 股本工具	17	17,854,928	17,854,928
Club membership	會所會籍		3,403,700	3,403,700
Prepayments and deposits	預付款項及訂金	22	3,896,181	4,720,010
Interests in joint ventures	於合營公司之權益	19	400,482	404,482
Loans receivable	應收貸款	23	–	23,010,523
Deposit paid for acquisition of property, plant and equipment	已付購置物業、廠房 及設備之訂金		6,030,978	11,931,211
Deferred tax assets	遞延稅項資產	32	333,359	–
			<b>493,599,615</b>	584,519,708
Current assets	流動資產			
Inventories	存貨	20	35,537,489	24,334,274
Properties under development for sale	待售發展中物業	21	124,759,125	42,598,351
Financial assets at fair value through profit or loss (“FVTPL”)	透過損益按公平值 列賬（「透過損益 按公平值列賬」） 之金融資產	17	23,059,714	64,833,700
Trade and other receivables, prepayments and deposits	貿易及其他 應收款項、預付 款項以及訂金	22	155,011,721	159,113,114
Contract assets	合約資產	18	35,240,798	19,008,737
Loans receivable	應收貸款	23	29,599,832	44,575,290
Amounts due from related companies	應收關連公司款項	24	–	1,303,402
Tax recoverable	可收回稅項		1,054,007	–
Short-term bank deposits	短期銀行存款	25	25,394,158	23,493,383
Cash and cash equivalents	現金及現金等值	25	203,465,951	208,721,286
			<b>633,122,795</b>	587,981,537

# Consolidated Statement of Financial Position

## 綜合財務狀況表

At 31 December 2020

於二零二零年十二月三十一日

		NOTES 附註	2020 二零二零年 HK\$ 港元	2019 二零一九年 HK\$ 港元
Current liabilities	流動負債			
Trade and other payables and accruals	貿易及其他應付款項 以及應計款項	26	123,508,626	100,146,752
Lease liabilities	租賃負債	27	8,949,086	6,452,993
Contract liabilities	合約負債	28	10,464,703	4,635,602
Tax liabilities	稅項負債		3,558,434	9,457,374
Amount due to a non-controlling shareholder of a subsidiary	應付一家附屬公司 一名非控股股東 款項	29	16,810,490	16,716,817
Amount due to a related company	應付一家關連公司 款項	30	48,402	165,848
Bank borrowings	銀行借貸	31	79,786,671	92,168,478
			<b>243,126,412</b>	229,743,864
Net current assets	流動資產淨值		<b>389,996,383</b>	358,237,673
Total assets less current liabilities	總資產減流動負債		<b>883,595,998</b>	942,757,381
Non-current liabilities	非流動負債			
Lease liabilities	租賃負債	27	44,400,592	48,178,621
Amount due to a related company	應付一家關連公司 款項	30	223,361	269,169
Deferred tax liabilities	遞延稅項負債	32	9,044,502	8,091,205
			<b>53,668,455</b>	56,538,995
Net assets	資產淨值		<b>829,927,543</b>	886,218,386
Capital and reserves	資本及儲備			
Share capital	股本	33	2,536,395	2,536,395
Reserves	儲備		830,665,444	886,905,710
Total attributable to owners of the Company	本公司擁有人應佔總額		<b>833,201,839</b>	889,442,105
Non-controlling interests	非控股權益		<b>(3,274,296)</b>	(3,223,719)
Total equity	權益總額		<b>829,927,543</b>	886,218,386

The consolidated financial statements on pages 132 to 301 were approved and authorised for issue by the board of directors on 26 March 2021 and are signed on its behalf by:

載於第132頁至第301頁之綜合財務報表已由董事會於二零二一年三月二十六日批准及授權刊發，並由以下董事代表簽署：

**SUEK Ka Lun, Ernie 薛嘉麟**  
Chairman 主席

**SUEK Chai Hong 薛濟匡**  
Director 董事



# Consolidated Statement of Changes in Equity

## 綜合權益變動表

For the year ended 31 December 2020

截至二零二零年十二月三十一日止年度

		Attributable to owners of the Company 本公司擁有人應佔											
		Share capital	Share premium	Deemed contribution from a shareholder	Capital redemption reserve	Contributed surplus	Properties valuation reserve	Investment revaluation reserve	Translation reserve	Retained profits	Sub-total	Non-controlling interests	Total
		股本	股份溢價	視作一名股東之貢獻	資本贖回儲備	實繳盈餘	物業估值儲備	重估儲備	匯兌儲備	保留溢利	小計	非控股權益	總計
		HK\$	HK\$	HK\$	HK\$	HK\$	HK\$	HK\$	HK\$	HK\$	HK\$	HK\$	HK\$
		港元	港元	港元	港元	港元	港元	港元	港元	港元	港元	港元	港元
At 1 January 2019	於二零一九年一月一日	2,536,395	368,949,127	188,956,957	62,400	103,571,033	63,252,165	(25,769,757)	8,060,214	220,413,818	930,032,352	(2,750,431)	927,281,921
Loss for the year	本年虧損	-	-	-	-	-	-	-	-	(30,782,482)	(30,782,482)	(190,798)	(30,973,280)
Exchange differences arising on translation of foreign operations	換算海外業務所產生之匯兌差額	-	-	-	-	-	-	-	(8,846,877)	-	(8,846,877)	(282,490)	(9,129,367)
Transfer of translation reserve to profit or loss upon disposal of a subsidiary (Note 35)	於出售一間附屬公司時轉撥換算儲備至損益 (附註35)	-	-	-	-	-	-	-	(960,888)	-	(960,888)	-	(960,888)
Other comprehensive expense for the year	本年其他全面開支	-	-	-	-	-	-	-	(9,807,765)	-	(9,807,765)	(282,490)	(10,090,255)
Total comprehensive expense for the year	本年全面開支總額	-	-	-	-	-	-	-	(9,807,765)	(30,782,482)	(40,590,247)	(473,288)	(41,063,535)
Transfer of cumulative gain on an equity instrument at FVTOCI to retained profits upon disposal of a subsidiary	於出售一間附屬公司時轉撥透過其他全面收入按公平值列賬之股本工具之累計收益至保留溢利	-	-	-	-	-	-	(68,238)	-	68,238	-	-	-
At 31 December 2019	於二零一九年十二月三十一日	2,536,395	368,949,127	188,956,957	62,400	103,571,033	63,252,165	(25,837,995)	(1,747,551)	189,699,574	889,442,105	(3,223,719)	886,218,386
Loss for the year	本年虧損	-	-	-	-	-	-	-	-	(87,187,111)	(87,187,111)	(129,944)	(87,317,055)
Exchange differences arising on translation of foreign operations	換算海外業務所產生之匯兌差額	-	-	-	-	-	-	-	28,431,164	-	28,431,164	79,367	28,510,531
Fair value gain on equity instruments at FVTOCI	透過其他全面收入按公平值列賬之股本投資之公平值收益	-	-	-	-	-	-	2,515,681	-	-	2,515,681	-	2,515,681
Other comprehensive income for the year	本年其他全面收入	-	-	-	-	-	-	2,515,681	28,431,164	-	30,946,845	79,367	31,026,212
Total comprehensive income (expense) for the year	本年全面收入 (開支) 總額	-	-	-	-	-	-	2,515,681	28,431,164	(87,187,111)	(56,240,266)	(50,577)	(56,290,843)
Disposal of investment in equity instruments at FVTOCI	出售透過其他全面收入按公平值列賬之股本工具投資	-	-	-	-	-	-	336,382	-	(336,382)	-	-	-
At 31 December 2020	於二零二零年十二月三十一日	2,536,395	368,949,127	188,956,957	62,400	103,571,033	63,252,165	(22,985,932)	26,683,613	102,176,081	833,201,839	(3,274,296)	829,927,543

# Consolidated Statement of Cash Flows

## 綜合現金流量報表

For the year ended 31 December 2020

截至二零二零年十二月三十一日止年度

		2020 二零二零年 HK\$ 港元	2019 二零一九年 HK\$ 港元
OPERATING ACTIVITIES	經營業務		
Loss before taxation	除稅前虧損	<b>(88,438,549)</b>	(24,994,053)
Adjustments for:	已作出下列調整：		
Allowance for provision of write-down of inventories	撇減存貨撥備	<b>1,570,414</b>	791,079
Depreciation on property, plant and equipment	物業、廠房及設備折舊	<b>37,147,191</b>	30,663,694
Net gain on disposal of property, plant and equipment	出售物業、廠房及設備的收益淨額	<b>(322,912)</b>	(619,578)
Gain on disposal of a subsidiary (note 35)	出售一家附屬公司之收益(附註35)	-	(11,807,968)
Change in fair value of investment properties	投資物業的公平值變動	<b>9,917,231</b>	17,966,974
Gain recognised in respect of loans to a joint venture	就貸款予一家合營公司確認之收益	-	(1,775,100)
Net impairment losses on trade receivables	貿易應收款項之減值虧損淨額	<b>710,090</b>	229,681
Net impairment losses on contract assets	合約資產之減值虧損淨額	<b>855,504</b>	68,705
Impairment losses on loan to a joint venture	貸款予一家合營公司之減值虧損	-	3,222,914
Impairment losses on loans receivable	應收貸款之減值虧損	<b>30,554,241</b>	1,348,580
Impairment losses on amounts due from related companies	應收關連公司款項之減值虧損	<b>1,236,756</b>	-
Share of results of joint ventures	應佔合營公司之業績	<b>4,000</b>	9,268
Dividend income	股息收入	<b>(528,550)</b>	(1,087,856)
Finance costs	融資成本	<b>4,878,062</b>	5,920,964
Interest income	利息收入	<b>(1,237,216)</b>	(1,343,276)
Operating cash flows before movements in working capital	未計營運資金變動前之經營現金流量	<b>(3,653,738)</b>	18,594,028
(Increase) decrease in inventories	存貨(增加)減少	<b>(11,407,121)</b>	6,826,927
Increase in properties under development for sale	待售發展中物業增加	<b>(4,629,121)</b>	-
Decrease in trade and other receivables, prepayments and deposits	貿易及其他應收款項、預付款項以及訂金減少	<b>8,173,371</b>	9,486,539
Increase in contract assets	合約資產增加	<b>(14,970,788)</b>	(3,358,264)
Decrease in amounts due from related companies	應收關連公司款項減少	<b>66,646</b>	1,129,692
Decrease in financial assets at FVTPL	透過損益按公平值列賬之金融資產減少	<b>41,773,986</b>	23,061,680
Decrease in loans receivable	應收貸款減少	<b>7,431,740</b>	37,340,311
Increase in trade and other payables and accruals	貿易及其他應付款項以及應計款項增加	<b>18,761,371</b>	9,208,453
Increase in contract liabilities	合約負債增加	<b>5,829,101</b>	1,305,331
Cash from operations	經營所得之現金	<b>47,375,447</b>	103,594,697
Dividend income	股息收入	<b>528,550</b>	1,087,856
Hong Kong Profits Tax paid	已付香港利得稅	<b>(3,652,543)</b>	(646,035)
Overseas tax paid	已付海外稅項	<b>(1,989,302)</b>	(1,222,793)
<b>NET CASH FROM OPERATING ACTIVITIES</b>	<b>經營業務所得現金淨額</b>	<b>42,262,152</b>	102,813,725

# Consolidated Statement of Cash Flows

## 綜合現金流量報表

For the year ended 31 December 2020

截至二零二零年十二月三十一日止年度

		2020 二零二零年 HK\$ 港元	2019 二零一九年 HK\$ 港元
INVESTING ACTIVITIES	投資活動		
Investments in equity instruments at FVTOCI	透過其他全面收入按公平值列賬之股本工具投資	-	(6,281,200)
Deposit paid for acquisition of property, plant and equipment	已付購置物業、廠房及設備之訂金	<b>(5,419,454)</b>	(11,696,796)
Placement of short-term bank deposits	存放短期銀行存款	<b>(320,556)</b>	(320,140)
Loans to joint ventures	給予合營公司之貸款	-	(114,163)
Repayment from loan to a joint venture	貸款予一家合營公司還款	-	1,881,408
Purchase of property, plant and equipment	購入物業、廠房及設備	<b>(32,250,420)</b>	(42,286,518)
Proceeds from disposal of property, plant and equipment	出售物業、廠房及設備之所得款項	<b>2,615,112</b>	1,106,418
Proceeds for disposal of equity instruments at FVTOCI	出售透過其他全面收入按公平值列賬之股本工具投資之所得款項	<b>2,515,681</b>	-
Interest received	已收利息	<b>1,153,875</b>	1,266,643
Refundable deposit refunded for potential disposal	就潛在出售已退還之可退還訂金	-	(15,000,000)
<b>NET CASH USED IN INVESTING ACTIVITIES</b>	<b>投資活動所耗現金淨額</b>	<b>(31,705,762)</b>	(71,444,348)
FINANCING ACTIVITIES	融資活動		
Repayment of bank borrowings	償還銀行借貸	<b>(122,111,678)</b>	(57,312,749)
New bank borrowings raised	新增銀行借貸	<b>109,729,871</b>	62,674,171
Payments of lease liabilities	租賃負債付款	<b>(9,482,001)</b>	(6,265,984)
Repayment to a related company	向一家關連公司之還款	<b>(163,254)</b>	(22,795)
Interest paid	已付利息	<b>(4,878,062)</b>	(5,920,964)
<b>NET CASH USED IN FINANCING ACTIVITIES</b>	<b>融資活動所耗現金淨額</b>	<b>(26,905,124)</b>	(6,848,321)
<b>NET (DECREASE) INCREASE IN CASH AND CASH EQUIVALENTS</b>	<b>現金及現金等值(減少)增加淨額</b>	<b>(16,348,734)</b>	24,521,056
CASH AND CASH EQUIVALENTS AT BEGINNING OF THE YEAR	年初之現金及現金等值	<b>208,721,286</b>	185,786,206
EFFECT OF FOREIGN EXCHANGE RATE CHANGES	匯率變動影響	<b>11,093,399</b>	(1,585,976)
CASH AND CASH EQUIVALENTS AT END OF THE YEAR	年終之現金及現金等值	<b>203,465,951</b>	208,721,286
ANALYSIS OF THE BALANCES OF CASH AND CASH EQUIVALENTS	現金及現金等值結餘之分析		
Bank balances and cash	銀行結餘及現金	<b>203,465,951</b>	208,721,286

# Notes to the Consolidated Financial Statements

## 綜合財務報表附註

For the year ended 31 December 2020

截至二零二零年十二月三十一日止年度

### 1. GENERAL INFORMATION

Neway Group Holdings Limited (the “Company”) is incorporated in Bermuda as an exempted company with limited liability and its shares are listed on The Stock Exchange of Hong Kong Limited. The addresses of the registered office and principal place of business of the Company are disclosed in Corporate Information to the annual report.

The Company acts as an investment holding company. The principal activities of the Company and its subsidiaries (the “Group”) and other details of its subsidiaries are set out in note 43.

The consolidated financial statements are presented in Hong Kong dollars (“HK\$”), which is also the functional currency of the Company.

### 2. APPLICATION OF NEW AND AMENDMENTS TO HONG KONG FINANCIAL REPORTING STANDARDS (“HKFRSs”)

#### Amendments to HKFRSs that are mandatorily effective for the current year

In the current year, the Group has applied the *Amendments to References to the Conceptual Framework in HKFRS Standards* and the following amendments to HKFRSs issued by the Hong Kong Institute of Certified Public Accountants (“HKICPA”) for the first time, which are mandatorily effective for the annual periods beginning on or after 1 January 2020 for the preparation of the consolidated financial statements:

Amendments to HKAS 1 and HKAS 8	Definition of Material
Amendments to HKFRS 3	Definition of Business
Amendments to HKFRS 9, HKAS 39 and HKFRS 7	Interest Rate Benchmark Reform

### 1. 一般資料

Neway Group Holdings Limited 中星集團控股有限公司\*（「本公司」）於百慕達註冊成立為一家受豁免之有限責任公司，其股份在香港聯合交易所有限公司上市。本公司之註冊辦事處及主要營業地點的地址於本年報之公司資料內披露。

本公司為一家投資控股公司。本公司及其附屬公司（「本集團」）的主要業務及其他詳情載列於附註43。

綜合財務報表以港元（「港元」）呈列，而港元亦為本公司之功能貨幣。

### 2. 應用新訂香港財務報告準則（「香港財務報告準則」）及準則修訂

#### 於本年度強制生效的香港財務報告準則修訂

於本年度，本集團首次採用由香港會計師公會（「香港會計師公會」）頒佈的香港財務報告準則內提述的概念框架之修訂及下列香港財務報告準則之修訂，其於二零二零年一月一日或之後開始的年度期間強制生效，以編製綜合財務報表：

香港會計準則第1號及香港會計準則第8號之修訂	重大的定義
香港財務報告準則第3號之修訂	業務的定義
香港財務報告準則第9號、香港會計準則第39號及香港財務報告準則第7號之修訂	利率基準改革

\* 僅供識別

# Notes to the Consolidated Financial Statements

## 綜合財務報表附註

For the year ended 31 December 2020

截至二零二零年十二月三十一日止年度

### 2. APPLICATION OF NEW AND AMENDMENTS TO HONG KONG FINANCIAL REPORTING STANDARDS (“HKFRSs”) (Continued)

#### Amendments to HKFRSs that are mandatorily effective for the current year (Continued)

Except as described below, the application of the “Amendments to References to the Conceptual Framework in HKFRS Standards” and the amendments to HKFRSs in the current year had no material impact on the Group’s financial positions and performance for the current and prior years and/or on the disclosures set out in these consolidated financial statements.

#### *Impacts on application of Amendments to HKAS 1 and HKAS 8 “Definition of Material”*

The Group has applied the Amendments to HKAS 1 and HKAS 8 for the first time in the current year. The amendments provide a new definition of material that states “information is material if omitting, misstating or obscuring it could reasonably be expected to influence decisions that the primary users of general purpose financial statements make on the basis of those financial statements, which provide financial information about a specific reporting entity.” The amendments also clarify that materiality depends on the nature or magnitude of information, either individually or in combination with other information, in the context of the financial statements taken as a whole.

The application of the amendments in the current year had no impact on the consolidated financial statements.

### 2. 應用新訂香港財務報告準則（「香港財務報告準則」）及準則修訂（續）

#### 於本年度強制生效的香港財務報告準則修訂（續）

除下文所述者外，就本年度應用「香港財務報告準則內提述的概念框架之修訂」及香港財務報告準則之修訂對本集團於本年度及過往年度的財務狀況及表現及／或載列於該等綜合財務報表的披露並無重大影響。

#### *應用香港會計準則第1號及香港會計準則第8號之修訂「重大的定義」的影響*

本集團於本年度首次應用香港會計準則第1號及香港會計準則第8號之修訂。該等修訂本為重大提供新定義，其規定「倘遺漏、錯誤陳述或隱瞞資料可合理預期會影響一般用途財務報表的主要使用者根據提供有關特定報告實體的財務資料的該等財務報表作出的決策，則資料屬重大」。該等修訂本亦澄清，重大與否取決於資料在整體財務報表範圍內的性質或數量，不論單獨或與其他資料結合使用。

於本年度應用該等修訂對綜合財務報表並無影響。

# Notes to the Consolidated Financial Statements

## 綜合財務報表附註

For the year ended 31 December 2020

截至二零二零年十二月三十一日止年度

### 2. APPLICATION OF NEW AND AMENDMENTS TO HONG KONG FINANCIAL REPORTING STANDARDS (“HKFRSs”) (Continued)

#### New and amendments to HKFRSs in issue but not yet effective

The Group has not early applied the following new and amendments to HKFRSs that have been issued but are not yet effective:

HKFRS 17	Insurance Contracts and the related Amendments <sup>1</sup>
Amendment to HKFRS 16	Covid-19-Related Rent Concessions <sup>4</sup>
Amendments to HKFRS 3	Reference to the Conceptual Framework <sup>2</sup>
Amendments to HKFRS 9, HKAS 39, HKFRS 7, HKFRS 4 and HKFRS 16	Interest Rate Benchmark Reform – Phase 2 <sup>5</sup>
Amendments to HKFRS 10 and HKAS 28	Sale or Contribution of Assets between an Investor and its Associate or Joint Venture <sup>3</sup>
Amendments to HKAS 1	Classification of Liabilities as Current or Non-current and related amendments to Hong Kong Interpretation 5 (2020) <sup>1</sup>
Amendments to HKAS 16	Property, Plant and Equipment – Proceeds before Intended Use <sup>2</sup>
Amendments to HKAS 37	Onerous Contracts – Cost of Fulfilling a Contract <sup>2</sup>
Amendments to HKFRSs	Annual Improvements to HKFRSs 2018 – 2020 <sup>2</sup>

<sup>1</sup> Effective for annual periods beginning on or after 1 January 2023.

<sup>2</sup> Effective for annual periods beginning on or after 1 January 2022.

<sup>3</sup> Effective for annual periods beginning on or after a date to be determined.

<sup>4</sup> Effective for annual periods beginning on or after 1 June 2020.

<sup>5</sup> Effective for annual periods beginning on or after 1 January 2021.

### 2. 應用新訂香港財務報告準則（「香港財務報告準則」）及準則修訂（續）

#### 已頒佈但尚未生效的新訂香港財務報告準則及準則之修訂

本集團並無提早採納以下已頒佈但尚未生效的新訂香港財務報告準則及準則之修訂：

香港財務報告準則第17號	保險合約及相關修訂 <sup>1</sup>
香港財務報告準則第16號之修訂	Covid-19的相關租金優惠 <sup>4</sup>
香港財務報告準則第3號之修訂	概念框架之提述 <sup>2</sup>
香港財務報告準則第9號、香港會計準則第39號、香港財務報告準則第7號、香港財務報告準則第4號及香港財務報告準則第16號之修訂	利率基準改革 – 第2階段 <sup>5</sup>
香港財務報告準則第10號及香港會計準則第28號之修訂	投資者與其聯營公司或合營公司之間的資產出售或投入 <sup>3</sup>
香港會計準則第1號之修訂	負債分類為流動或非流動及香港詮釋第5號（二零二零年）之相關修訂 <sup>1</sup>
香港會計準則第16號之修訂	物業、廠房及設備 – 擬定用途前的所得款項 <sup>2</sup>
香港會計準則第37號之修訂	有償合約 – 履行合約的成本 <sup>2</sup>
香港財務報告準則之修訂	香港財務報告準則二零一八年至二零二零年之年度改進 <sup>2</sup>

<sup>1</sup> 於二零二三年一月一日或之後開始之年度期間生效。

<sup>2</sup> 於二零二二年一月一日或之後開始之年度期間生效。

<sup>3</sup> 於待定期限或之後開始之年度期間生效。

<sup>4</sup> 於二零二零年六月一日或之後開始之年度期間生效。

<sup>5</sup> 於二零二一年一月一日或之後開始之年度期間生效。

# Notes to the Consolidated Financial Statements

## 綜合財務報表附註

For the year ended 31 December 2020

截至二零二零年十二月三十一日止年度

### 2. APPLICATION OF NEW AND AMENDMENTS TO HONG KONG FINANCIAL REPORTING STANDARDS (“HKFRSs”) (Continued)

#### New and amendments to HKFRSs in issue but not yet effective (Continued)

Except the amendments to HKFRSs mentioned below, the directors of the Company anticipate that the application of all other new and amendments to HKFRSs will have no material impact on the consolidated financial statements in the foreseeable future.

#### *Amendments to HKFRS 3 “Reference to the Conceptual Framework”*

The amendments:

- update a reference in HKFRS 3 Business Combinations so that it refers to the Conceptual Framework for Financial Reporting 2018 issued in June 2018 (the “Conceptual Framework”) instead of Framework for the Preparation and Presentation of Financial Statements (replaced by the Conceptual Framework for Financial Reporting 2010 issued in October 2010);
- add a requirement that, for transactions and other events within the scope of HKAS 37 Provisions, Contingent Liabilities and Contingent Assets or HK(IFRIC)-Int 21 Levies, an acquirer applies HKAS 37 or HK(IFRIC)-Int 21 instead of the Conceptual Framework to identify the liabilities it has assumed in a business combination; and
- add an explicit statement that an acquirer does not recognise contingent assets acquired in a business combination.

The application of the amendments is not expected to have significant impact on the financial position and performance of the Group.

### 2. 應用新訂香港財務報告準則（「香港財務報告準則」）及準則修訂（續）

#### 已頒佈但尚未生效的新訂香港財務報告準則及準則之修訂（續）

除下文所述的香港財務報告準則之修訂外，本公司董事預計應用所有其他新訂香港財務報告準則及準則之修訂於可見將來將不會對綜合財務報表構成重大影響。

#### *香港財務報告準則第3號之修訂「提述概念框架」*

該等修訂：

- 更新香港財務報告準則第3號對業務合併的提述，並引用二零一八年六月頒佈之二零一八年財務報告概念框架（「概念框架」），取代編製及呈報財務報告框架（由二零一零年十月頒佈之二零一零年財務報告概念框架取代）；
- 添加一項規定，就香港會計準則第37號撥備、或然負債及或然資產或香港（國際財務報告詮釋委員會）—詮釋第21號徵費範圍內的交易及其他事件而言，收購方應用香港會計準則第37號或香港（國際財務報告詮釋委員會）—詮釋第21號而非概念框架以識別其於業務合併中所承擔的負債；及
- 添加一項明確聲明，即收購方不會確認於一項業務合併中所收購的或然資產。

預期應用該等修訂不會對本集團之財務狀況及表現造成重大影響。

# Notes to the Consolidated Financial Statements

## 綜合財務報表附註

For the year ended 31 December 2020

截至二零二零年十二月三十一日止年度

### 2. APPLICATION OF NEW AND AMENDMENTS TO HONG KONG FINANCIAL REPORTING STANDARDS (“HKFRSs”) (Continued)

New and amendments to HKFRSs in issue but not yet effective (Continued)

#### *Amendments to HKFRS 9, HKAS 39, HKFRS 7, HKFRS 4 and HKFRS 16 “Interest Rate Benchmark Reform – Phase 2”*

Amendments to HKFRS 9, HKAS 39, HKFRS 7, HKFRS 4 and HKFRS 16 Interest Rate Benchmark Reform – Phase 2 relate to the modification of financial assets, financial liabilities and lease liabilities, specific hedge accounting requirements and disclosure requirements applying HKFRS 7 “Financial Instruments: Disclosures” to accompany the amendments regarding modifications and hedge accounting.

- Modification of financial assets, financial liabilities and lease liabilities. A practical expedient is introduced for modifications required by the reform (modifications required as a direct consequence of the interest rate benchmark reform and made on an economically equivalent basis). These modifications are accounted for by updating the effective interest rate. All other modifications are accounted for using the current HKFRSs requirements. A similar practical expedient is proposed for lessee accounting applying HKFRS 16;

### 2. 應用新訂香港財務報告準則（「香港財務報告準則」）及準則修訂（續）

已頒佈但尚未生效的新訂香港財務報告準則及準則之修訂（續）

#### *香港財務報告準則第9號、香港會計準則第39號、香港財務報告準則第7號、香港財務報告準則第4號及香港財務報告準則第16號之修訂「利率基準改革－第2階段」*

香港財務報告準則第9號、香港會計準則第39號、香港財務報告準則第7號、香港財務報告準則第4號及香港財務報告準則第16號之修訂「利率基準改革－第2階段」涉及金融資產、金融負債及租賃負債之修訂、特定對沖會計規定及應用香港財務報告準則第7號「金融工具：披露」之披露要求，以符合有關修訂及對沖會計之該等修訂。

- 對金融資產、金融負債及租賃負債之修訂。就改革所需的修訂（因利率基準改革直接導致並按經濟上相當的基準作出的所需修訂）引入可行權宜方法。該等修訂透過更新實際利率入賬。所有其他修訂乃使用現行香港財務報告準則予以入賬。就應用香港財務報告準則第16號之承租人會計建議相似的可行權宜方法；



# Notes to the Consolidated Financial Statements

## 綜合財務報表附註

For the year ended 31 December 2020

截至二零二零年十二月三十一日止年度

### 2. APPLICATION OF NEW AND AMENDMENTS TO HONG KONG FINANCIAL REPORTING STANDARDS (“HKFRSs”) (Continued)

New and amendments to HKFRSs in issue but not yet effective (Continued)

#### *Amendments to HKFRS 9, HKAS 39, HKFRS 7, HKFRS 4 and HKFRS 16 “Interest Rate Benchmark Reform – Phase 2” (Continued)*

- Hedge accounting requirements. Under the amendments, hedge accounting is not discontinued solely because of the interest rate benchmark reform. Hedging relationships (and related documentation) are required to be amended to reflect modifications to the hedged item, hedging instrument and hedged risk. Amended hedging relationships should meet all qualifying criteria to apply hedge accounting, including effectiveness requirements; and
- Disclosures. The amendments require disclosures in order to allow users to understand the nature and extent of risks arising from the interest rate benchmark reform to which the Group is exposed to and how the entity manages those risks as well as the entity’s progress in transitioning from interbank offered rates to alternative benchmark rates, and how the entity is managing this transition.

As at 31 December 2020, the Group has several Hong Kong Interbank Offered Rate (“HIBOR”) bank loans which may be subject to interest rate benchmark reform. The Group expects no significant gains or losses should the interest rate benchmark for these loans change resulting from the reform on application of the amendments.

### 2. 應用新訂香港財務報告準則（「香港財務報告準則」）及準則修訂（續）

已頒佈但尚未生效的新訂香港財務報告準則及準則之修訂（續）

#### *香港財務報告準則第9號、香港會計準則第39號、香港財務報告準則第7號、香港財務報告準則第4號及香港財務報告準則第16號之修訂「利率基準改革－第2階段」（續）*

- 對沖會計規定。根據該等修訂，對沖會計不僅是因利率基準改革而終止。對沖關係（及相關文件）須予以修訂以反映對沖項目、對沖工具及對沖風險之修訂。經修訂的對沖關係應符合申請對沖會計的所有資格標準，包括有效性規定；及
- 披露。該等修訂要求作出披露，以允許用戶了解本集團所面臨因利率基準改革產生的風險性質及程度，及實體如何管理該等風險以及實體由銀行同業拆息利率過渡至替代基準利率的進展，以及實體如何管理該過渡。

於二零二零年十二月三十一日，本集團有數筆香港銀行同業拆息（「香港銀行同業拆息」）貸款，其可能受利率基準改革所規限。本集團預期若該等貸款之利率基準因應用該等修訂變革而有所變動，將不會產生重大收益或虧損。

# Notes to the Consolidated Financial Statements

## 綜合財務報表附註

For the year ended 31 December 2020

截至二零二零年十二月三十一日止年度

### 3. BASIS OF PREPARATION OF CONSOLIDATED FINANCIAL STATEMENTS AND SIGNIFICANT ACCOUNTING POLICIES

#### 3.1 Basis of preparation of consolidated financial statements

The consolidated financial statements have been prepared in accordance with HKFRSs issued by the HKICPA. For the purpose of preparation of the consolidated financial statements, information is considered material if such information is reasonably expected to influence decisions made by primary users. In addition, the consolidated financial statements include applicable disclosures required by the Rules Governing the Listing of Securities on The Stock Exchange of Hong Kong Limited and by the Hong Kong Companies Ordinance.

The directors of the Company have, at the time of approving the consolidated financial statements, a reasonable expectation that the Group has adequate resources to continue in operational existence for the foreseeable future. Thus, they continue to adopt the going concern basis of accounting in preparing the consolidated financial statements.

The consolidated financial statements have been prepared on the historical cost basis except for investment properties and certain financial instruments that are measured at fair values at the end of the reporting period, as explained in the accounting policies set out below.

Historical cost is generally based on the fair value of the consideration given in exchange for goods and services.

### 3. 綜合財務報表的編製基準及主要會計政策

#### 3.1 綜合財務報表的編製基準

綜合財務報表乃按照香港會計師公會頒佈之香港財務報告準則編製。就編製綜合財務報表而言，倘有關資料合理預期會影響主要用戶作出的決定，則有關資料被視為重大。此外，綜合財務報表載有香港聯合交易所有限公司證券上市規則及香港《公司條例》所規定之適用披露事項。

於批准綜合財務報表時，本公司董事合理預期本集團有足夠資源於可預見將來繼續經營。因此，彼等在編製綜合財務報表時繼續採用持續經營會計基準。

綜合財務報表乃按歷史成本基準編製，惟誠如下文所載會計政策所闡述，於報告期末按公平值計量之投資物業及若干金融工具除外。

歷史成本一般以就交換貨品及服務給予之代價之公平值為基礎。

# Notes to the Consolidated Financial Statements

## 綜合財務報表附註

For the year ended 31 December 2020

截至二零二零年十二月三十一日止年度

### 3. BASIS OF PREPARATION OF CONSOLIDATED FINANCIAL STATEMENTS AND SIGNIFICANT ACCOUNTING POLICIES (Continued)

#### 3.1 Basis of preparation of consolidated financial statements (Continued)

Fair value is the price that would be received to sell an asset or paid to transfer a liability in an orderly transaction between market participants at the measurement date, regardless of whether that price is directly observable or estimated using another valuation technique. In estimating the fair value of an asset or a liability, the Group takes into account the characteristics of the asset or liability if market participants would take those characteristics into account when pricing the asset or liability at the measurement date. Fair value for measurement and/or disclosure purposes in these consolidated financial statements is determined on such a basis, except for share-based payment transactions that are within the scope of HKFRS 2 "Share-based Payment", leasing transactions that are accounted for in accordance with HKFRS 16 "Leases", and measurements that have some similarities to fair value but are not fair value, such as net realisable value in HKAS 2 "Inventories" or value in use in HKAS 36 "Impairment of Assets" ("HKAS 36").

A fair value measurement of a non-financial asset takes into account a market participant's ability to generate economic benefits by using the asset in its highest and best use or by selling it to another market participant that would use the asset in its highest and best use.

### 3. 綜合財務報表的編製基準及主要會計政策 (續)

#### 3.1 綜合財務報表的編製基準 (續)

公平值指市場參與者之間在計量日期進行有序交易中出售一項資產所收取或轉移一項負債所支付之價格，而不論該價格是否可直接觀察或採用其他估值技術估計。在對資產或負債之公平值作出估計時，倘市場參與者在計量日期為該資產或負債定價時將會考慮有關該資產或負債之特點，則本集團亦會考慮該等特點。在此等綜合財務報表中就計量及／或披露用途而採用之公平值均按此基礎釐定，惟香港財務報告準則第2號「以股份為基礎付款」範圍界定之以股份為基礎付款交易、根據香港財務報告準則第16號「租賃」入賬之租賃交易及與公平值部分相若但非公平值之計量（例如，香港會計準則第2號「存貨」中之可變現淨值或香港會計準則第36號「資產減值」（「香港會計準則第36號」）中之使用價值）除外。

非金融資產之公平值計量會計及市場參與者將資產用於最高價值及最佳用途或售予會將資產用於最高價值及最佳用途之另一名市場參與者而產生經濟利益的能力。

# Notes to the Consolidated Financial Statements

## 綜合財務報表附註

For the year ended 31 December 2020

截至二零二零年十二月三十一日止年度

### 3. BASIS OF PREPARATION OF CONSOLIDATED FINANCIAL STATEMENTS AND SIGNIFICANT ACCOUNTING POLICIES (Continued)

#### 3.1 Basis of preparation of consolidated financial statements (Continued)

For financial instruments and investment properties which are transacted at fair value and a valuation technique that unobservable inputs is to be used to measure fair value in subsequent periods, the valuation technique is calibrated so that the results of the valuation technique equals the transaction price.

In addition, for financial reporting purposes, fair value measurements are categorised into Level 1, 2 or 3 based on the degree to which the inputs to the fair value measurements are observable and the significance of the inputs to the fair value measurement in its entirety, which are described as follows:

- Level 1 inputs are quoted prices (unadjusted) in active markets for identical assets or liabilities that the entity can access at the measurement date;
- Level 2 inputs are inputs, other than quoted prices included within Level 1, that are observable for the asset or liability, either directly or indirectly; and
- Level 3 inputs are unobservable inputs for the asset or liability.

### 3. 綜合財務報表的編製基準及主要會計政策 (續)

#### 3.1 綜合財務報表的編製基準 (續)

就按公平值轉撥，且需要使用不可觀察輸入數據的估計技術計量其其後期間公平值的金融工具及投資物業而言，有關估值技術會作出調整以使估值技術的結果與交易價相同。

此外，就財務申報而言，公平值計量按照公平值計量之輸入數據可觀察程度及公平值計量輸入數據之整體重要性，分類為1級、2級或3級，情況如下所述：

- 1級輸入數據是實體於計量日期可取得之相同資產或負債於活躍市場之報價（未經調整）；
- 2級輸入數據是就資產或負債直接或間接地可觀察之輸入數據（1級包括之報價除外）；及
- 3級輸入數據是資產或負債之不可觀察輸入數據。

# Notes to the Consolidated Financial Statements

## 綜合財務報表附註

For the year ended 31 December 2020

截至二零二零年十二月三十一日止年度

### 3. BASIS OF PREPARATION OF CONSOLIDATED FINANCIAL STATEMENTS AND SIGNIFICANT ACCOUNTING POLICIES (Continued)

#### 3.2 Significant accounting policies

##### *Basis of consolidation*

The consolidated financial statements incorporate the financial statements of the Company and entities controlled by the Company and its subsidiaries. Control is achieved when the Company:

- has power over the investee;
- is exposed, or has rights, to variable returns from its involvement with the investee; and
- has the ability to use its power to affect its returns.

The Group reassesses whether or not it controls an investee if facts and circumstances indicate that there are changes to one or more of the three elements of control listed above.

### 3. 綜合財務報表的編製基準及主要會計政策 (續)

#### 3.2 主要會計政策

##### *綜合賬目基準*

綜合財務報表包括本公司以及本公司及其附屬公司控制之實體財務報表。當本公司出現以下情況時，即取得控制權：

- 可向被投資方行使權力；
- 因參與被投資方事務而承擔風險或有權擁有被投資方之可變回報；及
- 有能力運用其對被投資方之權力影響回報。

倘事實及情況顯示上述三項控制權元素中一項或以上有所變動，則本集團會重新評估是否對被投資方擁有控制權。

# Notes to the Consolidated Financial Statements

## 綜合財務報表附註

For the year ended 31 December 2020

截至二零二零年十二月三十一日止年度

### 3. BASIS OF PREPARATION OF CONSOLIDATED FINANCIAL STATEMENTS AND SIGNIFICANT ACCOUNTING POLICIES (Continued)

#### 3.2 Significant accounting policies (Continued)

##### *Basis of consolidation (Continued)*

Consolidation of a subsidiary begins when the Group obtains control over the subsidiary and ceases when the Group loses control of the subsidiary. Specifically, income and expenses of a subsidiary acquired or disposed of during the year are included in the consolidated statement of profit or loss and other comprehensive income from the date the Group gains control until the date when the Group ceases to control the subsidiary.

Profit or loss and each item of other comprehensive income are attributed to the owners of the Company and to the non-controlling interests. Total comprehensive income of subsidiaries is attributed to the owners of the Company and to the non-controlling interests even if this results in the non-controlling interests having a deficit balance.

Where necessary, adjustments are made to the financial statements of the subsidiaries to bring their accounting policies into line with the Group's accounting policies.

All intragroup assets and liabilities, equity, income, expenses and cash flows relating to transactions between members of the Group are eliminated in full on consolidation.

### 3. 綜合財務報表的編製基準及主要會計政策 (續)

#### 3.2 主要會計政策 (續)

##### *綜合賬目基準 (續)*

附屬公司之綜合入賬自本集團取得有關附屬公司之控制權起開始，並於本集團失去有關附屬公司之控制權時終止。具體而言，年內所收購或出售附屬公司之收入及開支自本集團取得控制權之日期起計入綜合損益及其他全面收入報表，直至本集團不再控制有關附屬公司之日期為止。

損益及其他全面收入之各項目歸屬於本公司擁有人及非控股權益。附屬公司之全面收入總額歸屬於本公司擁有人及非控股權益，即使此舉會導致非控股權益產生虧絀結餘。

附屬公司之財務報表視乎需要作出調整，以使其會計政策與本集團之會計政策一致。

本集團內各公司間所有資產及負債、權益、收入、開支及與本集團成員公司間交易有關的現金流量均於綜合賬目時悉數對銷。

# Notes to the Consolidated Financial Statements

## 綜合財務報表附註

For the year ended 31 December 2020

截至二零二零年十二月三十一日止年度

### 3. BASIS OF PREPARATION OF CONSOLIDATED FINANCIAL STATEMENTS AND SIGNIFICANT ACCOUNTING POLICIES (Continued)

#### 3.2 Significant accounting policies (Continued)

##### *Basis of consolidation (Continued)*

Non-controlling interests in subsidiaries are presented separately from the Group's equity therein which represent present ownership interests entitling their holders to a proportionate share of net assets of the relevant subsidiaries upon liquidation.

##### *Changes in the Group's interests in existing subsidiaries*

When the Group loses control of a subsidiary, the assets and liabilities of that subsidiary are derecognised. A gain or loss is recognised in profit or loss and is calculated as the difference between (i) the aggregate of the fair value of the consideration received and the fair value of any retained interest and (ii) the carrying amount of the assets and liabilities of the subsidiary attributable to the owners of the Company.

##### *Interests in joint ventures*

A joint venture is a joint arrangement whereby the parties that have joint control of the arrangement have rights to the net assets of the joint arrangement. Joint control is the contractually agreed sharing of control of an arrangement, which exists only when decisions about the relevant activities require unanimous consent of the parties sharing control.

### 3. 綜合財務報表的編製基準及主要會計政策 (續)

#### 3.2 主要會計政策 (續)

##### *綜合賬目基準 (續)*

附屬公司之非控股權益與本集團於附屬公司之權益分開呈列，指現時擁有之權益且賦予持有人權利於清盤時按比例分佔相關附屬公司淨資產。

##### *本集團於現有附屬公司權益之變動*

當本集團失去一間附屬公司的控制權，則終止確認該附屬公司資產及負債。收益或虧損於損益中確認，並以(i)所收取代價之公平值及任何保留權益之公平值之總額與(ii)本公司擁有人應佔附屬公司之資產及負債之賬面值之差額計算。

##### *於合營公司之權益*

合營公司指一項聯席安排，對安排擁有共同控制權之訂約方據此對聯席安排之資產淨值擁有權利。共同控制權指按照合約協定對一項安排所共有之控制權，僅在相關活動必須獲得共同享有控制權之各方一致同意方能決定時存在。

# Notes to the Consolidated Financial Statements

## 綜合財務報表附註

For the year ended 31 December 2020

截至二零二零年十二月三十一日止年度

### 3. BASIS OF PREPARATION OF CONSOLIDATED FINANCIAL STATEMENTS AND SIGNIFICANT ACCOUNTING POLICIES (Continued)

#### 3.2 Significant accounting policies (Continued)

##### *Interests in joint ventures (Continued)*

The results and assets and liabilities of joint ventures are incorporated in these consolidated financial statements using the equity method of accounting. The financial statements of joint ventures used for equity accounting purposes are prepared using uniform accounting policies as those of the Group for like transactions and events in similar circumstances. Under the equity method, an investment in a joint venture is initially recognised in the consolidated statement of financial position at cost and adjusted thereafter to recognise the Group's share of the profit or loss and other comprehensive income of the joint venture. When the Group's share of losses of a joint venture exceeds the Group's interest in that joint venture (which includes any long-term interests that, in substance, form part of the Group's net investment in the joint venture), the Group discontinues recognising its share of further losses. Additional losses are recognised only to the extent that the Group has incurred legal or constructive obligations or made payments on behalf of the joint venture.

An investment in a joint venture is accounted for using the equity method from the date on which the investee becomes a joint venture. On acquisition of the investment in a joint venture, any excess of the cost of the investment over the Group's share of the net fair value of the identifiable assets and liabilities of the investee is recognised as goodwill, which is included within the carrying amount of the investment. Any excess of the Group's share of the net fair value of the identifiable assets and liabilities over the cost of the investment, after reassessment, is recognised immediately in profit or loss in the period in which the investment is acquired.

### 3. 綜合財務報表的編製基準及主要會計政策 (續)

#### 3.2 主要會計政策 (續)

##### *於合營公司之權益 (續)*

合營公司之業績及資產與負債使用權益會計法計入綜合財務報表。就權益會計法所用合營公司之財務報表，採用本集團於類似情況下類似交易及事項所用之相同會計政策編製。根據權益法，於合營公司之投資初始於綜合財務狀況表按成本確認，其後作出調整，以確認本集團應佔合營公司之損益及其他全面收入。倘本集團應佔合營公司虧損超出本集團於該合營公司之權益(包括大致上構成本集團於合營公司之投資淨額部分之長期權益)，則本集團會終止確認應佔之進一步虧損。額外虧損僅於本集團產生法定或推定責任或代表合營公司付款時確認。

自被投資方成為一家合營公司當日起，於合營公司之投資採用權益法入賬。於收購一間合營公司之投資時，投資成本超出本集團分佔該被投資方可識別資產及負債公平淨值之任何差額會確認為商譽，並計入投資賬面值。本集團所佔可識別資產及負債於重新評估後之公平淨值與投資成本之任何差額，會於收購投資期間即時於損益確認。



# Notes to the Consolidated Financial Statements

## 綜合財務報表附註

For the year ended 31 December 2020

截至二零二零年十二月三十一日止年度

### 3. BASIS OF PREPARATION OF CONSOLIDATED FINANCIAL STATEMENTS AND SIGNIFICANT ACCOUNTING POLICIES (Continued)

#### 3.2 Significant accounting policies (Continued)

##### *Interests in joint ventures (Continued)*

The Group assesses whether there is an objective evidence that the interest in a joint venture may be impaired. When any objective evidence exists, the entire carrying amount of investment (include goodwill) is tested for impairment in accordance with HKAS 36 as a single asset by comparing its recoverable amount (higher of value in use and fair value less costs of disposal) with its carrying amount. Any impairment loss recognised forms part of the carrying amount of the investment. Any reversal of that impairment loss is recognised in accordance with HKAS 36 to the extent that the recoverable amount of the investment subsequently increases.

##### *Revenue from contracts with customers*

The Group recognises revenue when (or as) a performance obligation is satisfied, i.e. when “control” of the goods or services underlying the particular performance obligation is transferred to the customer.

A performance obligation represents a good or service (or a bundle of goods or services) that is distinct or a series of distinct goods or services that are substantially the same.

### 3. 綜合財務報表的編製基準及主要會計政策 (續)

#### 3.2 主要會計政策 (續)

##### *於合營公司之權益 (續)*

本集團評估是否有客觀證據表明於合營公司之權益可能出現減值。倘存在任何客觀證據，該項投資之全部賬面值(包括商譽)會根據香港會計準則第36號，以單一資產方式進行減值測試，比較其可收回金額(即使用價值與公平值減出售成本之較高者)與賬面值。任何已確認減值虧損構成該項投資賬面值一部分。有關減值虧損之任何撥回乃於該項投資之可收回金額其後增加時根據香港會計準則第36號確認。

##### *客戶合約收益*

本集團於(或當)完成履約責任時(即於與特定履約責任相關之貨品或服務之「控制權」轉讓予客戶時)確認收益。

履約責任指一項明確貨品或服務(或一批貨品或服務)或一系列大致相同的明確貨品或服務。

# Notes to the Consolidated Financial Statements

## 綜合財務報表附註

For the year ended 31 December 2020

截至二零二零年十二月三十一日止年度

### 3. BASIS OF PREPARATION OF CONSOLIDATED FINANCIAL STATEMENTS AND SIGNIFICANT ACCOUNTING POLICIES (Continued)

#### 3.2 Significant accounting policies (Continued)

##### *Revenue from contracts with customers (Continued)*

Except for granting of a licence that is distinct from other promised goods or services, control is transferred over time and revenue is recognised over time by reference to the progress towards complete satisfaction of the relevant performance obligation if one of the following criteria is met:

- the customer simultaneously receives and consumes the benefits provided by the Group's performance as the Group performs; or
- the Group's performance creates or enhances an asset that the customer controls as the Group performs; or
- the Group's performance does not create an asset with an alternative use to the Group and the Group has an enforceable right to payment for performance completed to date.

Otherwise, revenue is recognised at a point in time when the customer obtains control of the distinct good or service.

### 3. 綜合財務報表的編製基準及主要會計政策 (續)

#### 3.2 主要會計政策 (續)

##### *客戶合約收益 (續)*

除授予與其他承諾商品或服務不同的特許權外，控制權隨時間轉移，而倘滿足以下其中一項標準，則收益乃參照完全滿足相關履約責任的進展情況而隨時間確認：

- 客戶於本集團履約時同時收取及消耗本集團履約所提供的利益；或
- 本集團的履約創建或增強客戶於本集團履約時控制的資產；或
- 本集團的履約未創造對本集團具有替代用途的資產，而本集團有強制執行權收取至今已履約部分的款項。

否則，收益於客戶獲得明確貨品或服務控制權時確認。

# Notes to the Consolidated Financial Statements

## 綜合財務報表附註

For the year ended 31 December 2020

截至二零二零年十二月三十一日止年度

### 3. BASIS OF PREPARATION OF CONSOLIDATED FINANCIAL STATEMENTS AND SIGNIFICANT ACCOUNTING POLICIES (Continued)

#### 3.2 Significant accounting policies (Continued)

##### *Revenue from contracts with customers (Continued)*

For granting of a licence that is distinct from other promised goods or services, the nature of the Group's promise in granting a licence is a promise to provide a right to access the Group's intellectual property if all of the following criteria are met:

- the contract requires, or the customer reasonably expects, that the Group will undertake activities that significantly affect the intellectual property to which the customer has rights;
- the rights granted by the licence directly expose the customer to any positive or negative effects of the Group's activities; and
- those activities do not result in the transfer of a good or a service to the customer as those activities occur.

If the criteria above are met, the Group accounts for the promise to grant a licence as a performance obligation satisfied over time. Otherwise, the Group considers the grant of licence as providing the customers the right to use the Group's intellectual property and the performance obligation is satisfied at a point in time at which the licence is granted.

### 3. 綜合財務報表的編製基準及主要會計政策 (續)

#### 3.2 主要會計政策 (續)

##### *客戶合約收益 (續)*

就授出與其他承諾貨品或服務不同之授權而言，倘符合下列所有標準，本集團則承諾提供取得本集團知識產權之權利：

- 合約規定或客戶合理預期，本集團將開展對客戶有權享有之知識產權有重大影響之活動；
- 客戶因授權授出的權利而直接面臨本集團活動之任何正面或負面影響；及
- 該等活動發生時不會導致貨品或服務轉讓予客戶。

倘符合上述標準，本集團須實踐承諾，授出授權以隨時間轉移達成履約責任。否則，本集團會考慮授出授權作為向客戶提供使用本集團知識產權之權利，而履約責任於授權授出之若干時間點達成。

# Notes to the Consolidated Financial Statements

## 綜合財務報表附註

For the year ended 31 December 2020

截至二零二零年十二月三十一日止年度

### 3. BASIS OF PREPARATION OF CONSOLIDATED FINANCIAL STATEMENTS AND SIGNIFICANT ACCOUNTING POLICIES (Continued)

#### 3.2 Significant accounting policies (Continued)

##### *Revenue from contracts with customers (Continued)*

A contract asset represents the Group's right to consideration in exchange for goods or services that the Group has transferred to a customer that is not yet unconditional. It is assessed for impairment in accordance with HKFRS 9 "Financial Instruments" ("HKFRS 9"). In contrast, a receivable represents the Group's unconditional right to consideration, i.e. only the passage of time is required before payment of that consideration is due.

A contract liability represents the Group's obligation to transfer goods or services to a customer for which the Group has received consideration (or an amount of consideration is due) from the customer.

A contract asset and a contract liability relating to the same contract are accounted for and presented on a net basis.

##### ***Over time revenue recognition: measurement of progress towards complete satisfaction of a performance obligation***

###### *Input method*

The progress towards complete satisfaction of a performance obligation is measured based on input method, which is to recognise revenue on the basis of the Group's efforts or inputs to the satisfaction of a performance obligation relative to the total expected inputs to the satisfaction of that performance obligation, that best depict the Group's performance in transferring control of goods or services.

### 3. 綜合財務報表的編製基準及主要會計政策 (續)

#### 3.2 主要會計政策 (續)

##### *客戶合約收益 (續)*

合約資產指本集團對就其向客戶轉讓貨品或服務所換取的代價但尚未成為無條件的權利。其按照香港財務報告準則第9號「金融工具」(「香港財務報告準則第9號」)評估減值。相反，應收款項為本集團對代價的無條件權利，即代價到期支付前只須待時間流逝。

合約負債指本集團就其已向客戶收取的代價(或代價到期支付)而向客戶轉讓貨品或服務的責任。

相同合約相關合約資產及合約負債按淨額基準入賬及呈列。

##### ***按時間確認收益：計量完成履約責任的進度***

###### *投入法*

完成履約責任的進度是根據投入法計量，此方法乃根據本集團為完成履約責任而付出的努力或投入，相對於完成該項履約責任而預期的總投入，以確認收益，亦最能反映本集團於轉讓貨品或服務控制權方面的表現。

# Notes to the Consolidated Financial Statements

## 綜合財務報表附註

For the year ended 31 December 2020

截至二零二零年十二月三十一日止年度

### 3. BASIS OF PREPARATION OF CONSOLIDATED FINANCIAL STATEMENTS AND SIGNIFICANT ACCOUNTING POLICIES (Continued)

#### 3.2 Significant accounting policies (Continued)

##### **Contract costs**

###### *Incremental costs of obtaining a contract*

Incremental costs of obtaining a contract are those costs that the Group incurs to obtain a contract with a customer that it would not have incurred if the contract had not been obtained.

The Group recognises such costs (sales commissions) as an asset if it expects to recover these costs. The asset so recognised is subsequently amortised to profit or loss on a systematic basis that is consistent with the transfer to the customer of the goods or services to which the assets relate.

The Group applies the practical expedient of expensing all incremental costs to obtain a contract if these costs would otherwise have been fully amortised to profit or loss within one year.

##### **Leases**

###### *Definition of a lease*

A contract is, or contains, a lease if the contract conveys the right to control the use of an identified asset for a period of time in exchange for consideration.

For contracts entered into or modified on or after the date of initial application, the Group assesses whether a contract is or contains a lease based on the definition under HKFRS 16 at inception, modification date or acquisition date, as appropriate. Such contract will not be reassessed unless the terms and conditions of the contract are subsequently changed.

### 3. 綜合財務報表的編製基準及主要會計政策 (續)

#### 3.2 主要會計政策 (續)

##### **合約成本**

###### *獲得合約的增量成本*

獲得合約的增量成本指本集團與客戶訂立合約產生之倘未獲得該合約則不會產生的成本。

倘預期可收回有關成本(如銷售佣金)，則本集團確認該等成本為一項資產，隨後按與向客戶轉讓有關該資產之貨品或服務一致的系統基準於損益攤銷。

倘該等成本將在一年內悉數於損益攤銷，本集團將應用簡易實務處理方式把取得一項合約的所有增量成本列為開支。

##### **租賃**

###### *租賃的定義*

如果某合約將某已識別資產的使用權讓與一段時間以換取代價，則該合約為租賃或包含租賃。

但凡於初次應用之日或之後訂立或修改的合約，本集團會於合約開始時、修改日或收購日根據香港財務報告準則第16號項下的定義評估合約是否為租賃或包含租賃。除非該合約的條款及條件隨後有更改，否則不會重新評估。

# Notes to the Consolidated Financial Statements

## 綜合財務報表附註

For the year ended 31 December 2020

截至二零二零年十二月三十一日止年度

### 3. BASIS OF PREPARATION OF CONSOLIDATED FINANCIAL STATEMENTS AND SIGNIFICANT ACCOUNTING POLICIES (Continued)

#### 3.2 Significant accounting policies (Continued)

##### *Leases (Continued)*

###### *The Group as a lessee*

###### Allocation of consideration to components of a contract

For a contract that contains a lease component and one or more additional lease or non-lease components, the Group allocates the consideration in the contract to each lease component on the basis of the relative stand-alone price of the lease component and the aggregate stand-alone price of the non-lease components.

###### Short-term leases and leases of low-value assets

The Group applies the short-term lease recognition exemption to leases of offices that have a lease term of 12 months or less from the commencement date and do not contain a purchase option. It also applies the recognition exemption for lease of low-value assets. Lease payments on short-term leases and leases of low-value assets are recognised as expense on a straight-line basis or another systematic basis over the lease term.

###### Right-of-use assets

The cost of right-of-use asset includes:

- the amount of the initial measurement of the lease liability;
- any lease payments made at or before the commencement date, less any lease incentives received;
- any initial direct costs incurred by the Group; and

### 3. 綜合財務報表的編製基準及主要會計政策 (續)

#### 3.2 主要會計政策 (續)

##### *租賃 (續)*

###### *本集團作為承租人*

###### 將代價分配至合約各組成部分

就包含租賃組成部分以及一項或多項額外租賃或非租賃組成部分之合約而言，本集團根據租賃組成部分之相對獨立價格及非租賃組成部分之合計獨立價格基準將合約代價分配至各項租賃組成部分。

###### 短期租賃及低價值資產租賃

本集團將短期租賃確認豁免應用於自開始日期起租期為12個月或以下之辦公室租賃且不包含購買選擇權。其亦適用於低價值資產租賃的確認。短期租賃低價值資產租賃的租賃付款在租賃期內按直線法或另一系統基準確認為費用。

###### 使用權資產

使用權資產之成本包括：

- 租賃負債之初步計量金額；
- 於開始日期或之前作出之任何租賃付款，減任何已收租賃優惠；
- 本集團產生之任何初步直接成本；及

# Notes to the Consolidated Financial Statements

## 綜合財務報表附註

For the year ended 31 December 2020

截至二零二零年十二月三十一日止年度

### 3. BASIS OF PREPARATION OF CONSOLIDATED FINANCIAL STATEMENTS AND SIGNIFICANT ACCOUNTING POLICIES (Continued)

#### 3.2 Significant accounting policies (Continued)

##### *Leases (Continued)*

##### *The Group as a lessee (Continued)*

##### Right-of-use assets (Continued)

- an estimate of costs to be incurred by the Group in dismantling and removing the underlying assets, restoring the site on which it is located or restoring the underlying asset to the condition required by the terms and conditions of the lease.

Right-of-use assets are measured at cost, less any accumulated depreciation and impairment losses, and adjusted for any remeasurement of lease liabilities.

Right-of-use assets in which the Group is reasonably certain to obtain ownership of the underlying leased assets at the end of the lease term are depreciated from commencement date to the end of the useful life. Otherwise, right-of-use assets are depreciated on a straight-line basis over the shorter of its estimated useful life and the lease term.

The Group presents right-of-use assets that do not meet the definition of investment property or inventory in “property, plant and equipment”, the same line item within which the corresponding underlying assets would be presented if they were owned. Right-of-use assets that meet the definition of inventory are presented within “properties under development for sale”.

##### Refundable rental deposits

Refundable rental deposits paid are accounted under HKFRS 9 and initially measured at fair value. Adjustments to fair value at initial recognition are considered as additional lease payments and included in the cost of right-of-use assets.

### 3. 綜合財務報表的編製基準及主要會計政策 (續)

#### 3.2 主要會計政策 (續)

##### *租賃 (續)*

##### *本集團作為承租人 (續)*

##### 使用權資產 (續)

- 本集團拆卸及移除相關資產、復原相關資產所在場地或復原相關資產至租賃條款及條件所規定之狀況之過程中所產生的估計成本。

使用權資產按成本減任何累計折舊及減值虧損計量，並就租賃負債的任何重新計量進行調整。

倘本集團可合理確定於租期結束時獲得使用權資產項下相關租賃資產之擁有權，使用權資產將自開始日期起至可使用年期結束為止計提折舊。否則，使用權資產按直線基準於估計可使用年期與租期之間之較短者計提折舊。

本集團將不符合投資物業或存貨定義的使用權資產呈列於「物業、廠房及設備」，倘本集團擁有相應的相關資產，則該等資產於相同的項目內呈列。符合存貨定義的使用權資產呈列於「待售發展中物業」。

##### 可退還的租賃按金

已支付的可退還租賃按金根據香港財務報告準則第9號入賬，並初步按公平值計量。初始確認時對公平值的調整被視為額外的租賃付款，並包括在使用權資產成本中。

# Notes to the Consolidated Financial Statements

## 綜合財務報表附註

For the year ended 31 December 2020

截至二零二零年十二月三十一日止年度

### 3. BASIS OF PREPARATION OF CONSOLIDATED FINANCIAL STATEMENTS AND SIGNIFICANT ACCOUNTING POLICIES (Continued)

#### 3.2 Significant accounting policies (Continued)

##### *Leases (Continued)*

##### *The Group as a lessee (Continued)*

##### Lease liabilities

At the commencement date of a lease, the Group recognises and measures the lease liability at the present value of lease payments that are unpaid at that date. In calculating the present value of lease payments, the Group uses the incremental borrowing rate at the lease commencement date if the interest rate implicit in the lease is not readily determinable.

The lease payments include fixed payments (including in-substance fixed payments) less any lease incentives receivable.

After the commencement date, lease liabilities are adjusted by interest accretion and lease payments.

The Group remeasures lease liabilities (and makes a corresponding adjustment to the related right-of-use assets) whenever the lease term has changed, in which case the related lease liability is remeasured by discounting the revised lease payments using a revised discount rate at the date of reassessment.

The Group presents lease liabilities as a separate line item on the consolidated statement of financial position.

### 3. 綜合財務報表的編製基準及主要會計政策 (續)

#### 3.2 主要會計政策 (續)

##### *租賃 (續)*

##### *本集團作為承租人 (續)*

##### 租賃負債

於租賃開始日，本集團按當時尚未支付的租賃付款的現值確認並計量租賃負債。在計算租賃付款的現值時，如果租賃中隱含的利率難以確定，則本集團在租賃開始日使用增量借款利率。

租賃付款包括固定付款(包括實質上是固定之付款)減任何應收租賃優惠。

於開始日期後，租賃負債乃透過增計利息及租賃付款進行調整。

倘租期有所變動發生變化，本集團會重新計量租賃負債(並對相關使用權資產作出相應調整)，在此情況下，相關租賃負債透過使用重新評估日期之經修訂貼現率貼現經修訂租賃付款而重新計量。

本集團將租賃負債作為單獨項目於綜合財務狀況表內呈列。



# Notes to the Consolidated Financial Statements

## 綜合財務報表附註

For the year ended 31 December 2020

截至二零二零年十二月三十一日止年度

### 3. BASIS OF PREPARATION OF CONSOLIDATED FINANCIAL STATEMENTS AND SIGNIFICANT ACCOUNTING POLICIES (Continued)

#### 3.2 Significant accounting policies (Continued)

##### *Leases (Continued)*

##### *The Group as a lessee (Continued)*

##### Lease modifications

The Group accounts for a lease modification as a separate lease if:

- the modification increases the scope of the lease by adding the right to use one or more underlying assets; and
- the consideration for the leases increases by an amount commensurate with the stand-alone price for the increase in scope and any appropriate adjustments to that stand-alone price to reflect the circumstances of the particular contract.

For a lease modification that is not accounted for as a separate lease, the Group remeasures the lease liability based on the lease term of the modified lease by discounting the revised lease payments using a revised discount rate at the effective date of the modification.

The Group accounts for the remeasurement of lease liabilities and lease incentives from lessor by making corresponding adjustments to the relevant right-of-use asset. When the modified contract contains a lease component and one or more additional lease or non-lease components, the Group allocates the consideration in the modified contract to each lease component on the basis of the relative stand-alone price of the lease component and the aggregate stand-alone price of the non-lease components.

### 3. 綜合財務報表的編製基準及主要會計政策 (續)

#### 3.2 主要會計政策 (續)

##### *租賃 (續)*

##### *本集團作為承租人 (續)*

##### 租賃修改

倘出現以下情況，本集團將租賃修改作為獨立租賃入賬：

- 修改透過加入使用一項或以上相關資產之權利擴大租賃範圍；及
- 租賃代價增加，增加之金額相當於範圍擴大對應之單獨價格及為反映特定合約之實際情況而對該單獨價格進行之任何適當調整。

就未作為單獨租賃入賬之租賃修改而言，本集團按透過使用修改生效日期之經修訂貼現率貼現經修訂租賃付款之經修改租賃之租期重新計量租賃負債。

本集團通過對相關使用權資產進行相應調整，對出租人的租賃負債及租賃優惠的重新計量進行會計處理。當修改後的合約包含租賃組成部分和一個或多個其他租賃或非租賃組成部分時，本集團會根據租賃組成部分的相對獨立價格及非租賃組成部分的總獨立價格將修改後的合約中的代價分配至每個租賃組成部分。

# Notes to the Consolidated Financial Statements

## 綜合財務報表附註

For the year ended 31 December 2020

截至二零二零年十二月三十一日止年度

### 3. BASIS OF PREPARATION OF CONSOLIDATED FINANCIAL STATEMENTS AND SIGNIFICANT ACCOUNTING POLICIES (Continued)

#### 3.2 Significant accounting policies (Continued)

##### *Leases (Continued)*

###### *The Group as a lessor*

###### Classification and measurement of leases

Leases for which the Group is a lessor are classified as finance or operating leases. Whenever the terms of the lease transfer substantially all the risks and rewards incidental to ownership of an underlying asset to the lessee, the contract is classified as a finance lease. All other leases are classified as operating leases.

Rental income from operating leases is recognised in profit or loss on a straight-line basis over the term of the relevant lease. Initial direct costs incurred in negotiating and arranging an operating lease are added to the carrying amount of the leased asset, and such costs are recognised as an expense on a straight-line basis over the lease term except for investment properties measured under fair value model.

Rental income which are derived from the Group's ordinary course of business (i.e. Property Business as defined in note 6) are presented as revenue.

###### Allocation of consideration to components of a contract

When a contract includes both leases and non-lease components, the Group applies HKFRS 15 "Revenue from Contracts with Customers" ("HKFRS 15") to allocate consideration in a contract to lease and non-lease components. Non-lease components are separated from lease component on the basis of their relative stand-alone selling prices.

### 3. 綜合財務報表的編製基準及主要會計政策 (續)

#### 3.2 主要會計政策 (續)

##### *租賃 (續)*

###### *本集團作為出租人*

###### 租賃的分類及計量

本集團作為出租人的租賃分類為融資租賃或經營租賃。當租賃的條款實質上將與相關資產所有權相關的所有風險及回報轉讓給承租人時，該項合約被歸類為融資租賃。所有其他租賃應歸類為經營租賃。

經營租賃的租金收入在相關租賃期限內按照直線法確認為損益。磋商及安排經營租賃時產生的初始直接成本計入租賃資產的賬面值，有關成本於租賃期內按直線法確認為開支，根據公平值模式計量的投資物業除外。

於本集團的日常業務(例如附註6所界定的物業業務)過程中產生的租金收入呈列為收益。

###### 將代價分配至合約各組成部分

倘合約包括租賃及非租賃組成部分，本集團應用香港財務報告準則第15號「客戶合約收益」(「香港財務報告準則第15號」)，將合約代價分攤至租賃及非租賃組成部分。非租賃組成部分與租賃組成部分基於相關的單獨銷售價格進行分拆。

# Notes to the Consolidated Financial Statements

## 綜合財務報表附註

For the year ended 31 December 2020

截至二零二零年十二月三十一日止年度

### 3. BASIS OF PREPARATION OF CONSOLIDATED FINANCIAL STATEMENTS AND SIGNIFICANT ACCOUNTING POLICIES (Continued)

#### 3.2 Significant accounting policies (Continued)

##### *Leases (Continued)*

##### *The Group as a lessor (Continued)*

##### Refundable rental deposits

Refundable rental deposits received are accounted for under HKFRS 9 and initially measured at fair value. Adjustments to fair value at initial recognition are considered as additional lease payments from lessees.

##### Lease modification

Changes in considerations of lease contracts that were not part of the original terms and conditions are accounted for as lease modifications, including lease incentives provided through forgiveness or reduction of rentals.

The Group accounts for a modification to an operating lease as a new lease from the effective date of the modification, considering any prepaid or accrued lease payments relating to the original lease as part of the lease payments for the new lease.

### 3. 綜合財務報表的編製基準及主要會計政策 (續)

#### 3.2 主要會計政策 (續)

##### *租賃 (續)*

##### *本集團作為出租人 (續)*

##### 可退還租賃按金

已收到的可退還租賃按金根據香港財務報告準則第9號進行核算，並初始按公平值計量。初始確認時的公平值調整視為承租人的額外租賃付款。

##### 租賃修改

不屬於原有條款及條件的租賃合約考慮因素的變化作為租賃修訂入賬，包括通過免除或減少租金提供的租賃獎勵。

本集團應當自修改生效日起，將經營租賃的修改作為一項新租賃進行會計處理，並將任何與原租賃相關的預付或應計租賃付款視為新租賃的租賃付款一部分。

# Notes to the Consolidated Financial Statements

## 綜合財務報表附註

For the year ended 31 December 2020

截至二零二零年十二月三十一日止年度

### 3. BASIS OF PREPARATION OF CONSOLIDATED FINANCIAL STATEMENTS AND SIGNIFICANT ACCOUNTING POLICIES (Continued)

#### 3.2 Significant accounting policies (Continued)

##### *Investment properties*

Investment properties are properties held to earn rentals and/or for capital appreciation.

Investment properties are initially measured at cost, including any directly attributable expenditure. Subsequent to initial recognition, investment properties are measured at their fair values, adjusted to exclude any prepaid or accrued operating lease income. All of the Group's property interests held under operating leases to earn rentals or for capital appreciation purposes are classified and accounted for as investment properties. Gains or losses arising from changes in the fair value of investment properties are included in profit or loss for the period in which they arise.

An investment property is derecognised upon disposal or when the investment property is permanently withdrawn from use and no future economic benefits are expected from its disposals. Any gain or loss arising on derecognition of the property (calculated as the difference between the net disposal proceeds and the carrying amount of the asset) is included in the profit or loss in the period in which the property is derecognised.

### 3. 綜合財務報表的編製基準及主要會計政策 (續)

#### 3.2 主要會計政策 (續)

##### *投資物業*

投資物業乃指持有作為賺取租金及／或作為資本增值的物業。

投資物業初步按成本計量，包括任何直接相關支出。於初步確認後，投資物業按公平值計量，經調整以撇除預付或累計經營租賃數入。本集團就賺取租金或資本增值而根據經營租約持有之全部物業權益分類並作為投資物業入賬。投資物業公平值變動產生的收益或虧損，已計入其產生期間的損益內。

投資物業於出售後或在投資物業永久不再使用及預期出售該等物業不會產生未來經濟利益時取消確認。取消確認物業所產生的任何收益或虧損（按出售所得款項淨額與資產賬面值的差額計算）將計入該物業取消確認期間的損益內。

# Notes to the Consolidated Financial Statements

## 綜合財務報表附註

For the year ended 31 December 2020

截至二零二零年十二月三十一日止年度

### 3. BASIS OF PREPARATION OF CONSOLIDATED FINANCIAL STATEMENTS AND SIGNIFICANT ACCOUNTING POLICIES (Continued)

#### 3.2 Significant accounting policies (Continued)

##### *Property, plant and equipment*

Property, plant and equipment are tangible assets that are held for use in the production or supply of goods or services, or for administrative purposes other than properties construction in progress as described below, are stated in the consolidated statement of financial position at cost less subsequent accumulated depreciation and accumulated impairment losses, if any.

Properties in the course of construction for production, supply or administrative purposes are carried at cost, less any recognised impairment loss. Costs include any costs directly attributable to bringing the asset to the location and condition necessary for it to be capable of operating in the manner intended by management and, for qualifying assets, borrowing costs capitalised in accordance with the Group's accounting policy. Such properties are classified to the appropriate categories of property, plant and equipment when completed and ready for intended use. Depreciation of these assets, on the same basis as other property assets, commences when the assets are ready for their intended use.

### 3. 綜合財務報表的編製基準及主要會計政策 (續)

#### 3.2 主要會計政策 (續)

##### *物業、廠房及設備*

物業、廠房及設備有持作生產或供應貨品或服務或行政用途的有形資產(下文所述的在建物業工程除外),乃於綜合財務狀況表按成本減其後累計折舊及累計減值虧損(如有)後列賬。

供生產、供應或行政用途之在建物業按成本減任何已確認減值虧損列賬。成本包括將資產運至必要地點及達到必要條件以能按管理層擬定的方式運行所直接產生的任何成本及(就合資格資產而言)按照本集團會計政策撥充資本之借貸成本。有關物業於竣工及已可作擬定用途時歸類為物業、廠房及設備之適當類別。該等資產在已可作擬定用途時按與其他物業資產相同之基準開始計算折舊。

# Notes to the Consolidated Financial Statements

## 綜合財務報表附註

For the year ended 31 December 2020

截至二零二零年十二月三十一日止年度

### 3. BASIS OF PREPARATION OF CONSOLIDATED FINANCIAL STATEMENTS AND SIGNIFICANT ACCOUNTING POLICIES (Continued)

#### 3.2 Significant accounting policies (Continued)

##### *Property, plant and equipment (Continued)*

When the Group makes payments for ownership interests of properties which includes both leasehold land and building elements, the entire consideration is allocated between the leasehold land and the building elements in proportion to the relative fair values at initial recognition. To the extent the allocation of the relevant payments can be made reliably, interest in leasehold land is presented as “property, plant and equipment” in the consolidated statement of financial position except for those that are classified and accounted for as investment properties under the fair value model. When the consideration cannot be allocated reliably between non-lease building element and undivided interest in the underlying leasehold land, the entire properties are classified as property, plant and equipment.

Depreciation is recognised so as to write off the cost of assets, other than construction in progress less their residual values, over their estimated useful lives, using the straight-line method. The estimated useful lives, residual values and depreciation method are reviewed at the end of each reporting period, with the effect of any changes in estimate accounted for on a prospective basis.

An item of property, plant and equipment is derecognised upon disposal or when no future economic benefits are expected to arise from the continued use of the asset. Any gain or loss arising on the disposal or retirement of an item of property, plant and equipment is determined as the difference between the sales proceeds and the carrying amount of the asset and is recognised in profit or loss.

### 3. 綜合財務報表的編製基準及主要會計政策 (續)

#### 3.2 主要會計政策 (續)

##### *物業、廠房及設備 (續)*

當本集團就於物業的擁有權權益(包括租賃土地及樓宇成分)付款時,全部代價於租賃土地及樓宇成分之間按初始確認時的相對公平值的比例分配。倘相關付款能夠做出可靠分配,則於租賃土地的權益於綜合財務狀況表內呈列為(「物業、廠房及設備」),惟分類為及列賬為公平值模式項下的投資物業除外。當代價無法在相關租賃土地的非租賃樓宇成分及未分割權益之間可靠分配時,整項物業分類為物業、廠房及設備。

折舊乃根據資產(在建工程除外)之估計可使用年期減其剩餘價值後以直線法確認撇銷之成本。估計可使用年期、剩餘價值及折舊方法會在各報告期末檢討,並按未來基準法將任何估計變更之影響入賬。

物業、廠房及設備項目於出售或當預期持續使用該資產將不會產生未來經濟利益時終止確認。出售物業、廠房及設備項目或將有關項目報廢所產生之任何收益或虧損乃以銷售所得款項與該資產之賬面值之差額釐定,並於損益中確認。

# Notes to the Consolidated Financial Statements

## 綜合財務報表附註

For the year ended 31 December 2020

截至二零二零年十二月三十一日止年度

### 3. BASIS OF PREPARATION OF CONSOLIDATED FINANCIAL STATEMENTS AND SIGNIFICANT ACCOUNTING POLICIES (Continued)

#### 3.2 Significant accounting policies (Continued)

##### *Inventories*

Inventories are stated at the lower of cost and net realisable value. Cost of inventories are determined on a first-in, first-out method. Net realisable value represents the estimated selling price for inventories less all estimated costs of completion and costs necessary to make the sale.

##### *Properties under development for sale*

Properties under development for sale which are intended to be sold upon completion of development and properties for sale are classified as current assets. Except for the leasehold land element which is measured at cost model in accordance with the accounting policies of right-of-use assets, properties under development for sale are carried at the lower of cost and net realisable value. Cost is determined on a specific identification basis including allocation of the related development expenditure incurred and where appropriate, borrowing costs capitalised. Net realisable value represents the estimated selling price for the properties less estimated cost to completion and costs necessary to make the sales.

Properties under development for sale are transferred to properties for sale upon completion.

##### *Transfer from property, plant and equipment to properties under development for sale*

If property, plant and equipment becomes properties under development for sale because its use has changed as evidenced by end of owner-occupation, the carrying amount at the date of transfer is recognised as properties under development for sale.

### 3. 綜合財務報表的編製基準及主要會計政策 (續)

#### 3.2 主要會計政策 (續)

##### *存貨*

存貨以成本與可變現淨值兩者中之較低值入賬。存貨成本按先進先出方法釐定。可變現淨值指估計存貨售價減所有估計完成成本及銷售所需成本。

##### *待售發展中物業*

擬於發展完成時出售的待售發展中物業及待售物業分類為流動資產。除租賃土地部分按照使用權資產之會計政策計量外，待售發展中物業以成本及可變現淨值兩者之較低者入賬。成本按特定識別基準釐定，包括分配所產生之有關開發成本及（倘適用）資本化借貸成本。可變現淨值指物業估計售價減完成銷售之估計成本及作出銷售之必要成本。

待售發展中物業於完成時轉撥至待售物業。

##### *由物業、廠房及設備轉撥至待售發展中物業*

倘由於其用途已證實不再由擁有人自用而改變，導致物業、廠房及設備成為待售發展中物業，於轉撥當日的賬面值確認為待售發展中物業。

# Notes to the Consolidated Financial Statements

## 綜合財務報表附註

For the year ended 31 December 2020

截至二零二零年十二月三十一日止年度

### 3. BASIS OF PREPARATION OF CONSOLIDATED FINANCIAL STATEMENTS AND SIGNIFICANT ACCOUNTING POLICIES (Continued)

#### 3.2 Significant accounting policies (Continued)

##### ***Impairment on property, plant and equipment and right-of-use assets***

At the end of the reporting period, the Group reviews the carrying amounts of its property, plant and equipment and right-of-use assets with finite useful lives to determine whether there is any indication that these assets have suffered an impairment loss. If any such indication exists, the recoverable amount of the relevant asset is estimated in order to determine the extent of the impairment loss (if any).

The recoverable amount of assets other than financial assets are estimated individually. When it is not possible to estimate the recoverable amount individually, the Group estimates the recoverable amount of the cash-generating unit to which the asset belongs.

In testing a cash-generating unit for impairment, corporate assets are allocated to the relevant cash-generating unit when a reasonable and consistent basis of allocation can be established, or otherwise they are allocated to the smallest group of cash-generating units for which a reasonable and consistent allocation basis can be established. The recoverable amount is determined for the cash-generating unit or group of cash-generating units to which the corporate asset belongs, and is compared with the carrying amount of the relevant cash-generating unit or group of cash-generating units.

### 3. 綜合財務報表的編製基準及主要會計政策 (續)

#### 3.2 主要會計政策 (續)

##### ***物業、廠房及設備以及使用權資產之減值***

於報告期末，本集團檢討其具有限可使用年期的物業、廠房及設備以及使用權資產以外的資產之賬面值，以釐定有否跡象顯示該等資產出現減值虧損。倘出現任何有關跡象，則須估計相關資產之可收回金額，以釐定減值虧損(如有)之程度。

金融資產以外的資產的可收回金額可單獨估計。倘無法個別估計可收回金額，則本集團會估計該資產所屬現金產生單位之可收回金額。

於測試現金產生單位的減值時，倘可設立合理及一致的分配基準，則公司資產分配至相關現金產生單位，或分配至現金產生單位內可設立合理及一致分配基準的最小組別。可收回金額按公司資產所屬現金產生單位或現金產生單位組別釐定，並與相關現金產生單位或現金產生單位組別的賬面值相比較。



# Notes to the Consolidated Financial Statements

## 綜合財務報表附註

For the year ended 31 December 2020

截至二零二零年十二月三十一日止年度

### 3. BASIS OF PREPARATION OF CONSOLIDATED FINANCIAL STATEMENTS AND SIGNIFICANT ACCOUNTING POLICIES (Continued)

#### 3.2 Significant accounting policies (Continued)

##### *Impairment on property, plant and equipment and right-of-use assets (Continued)*

Recoverable amount is the higher of fair value less costs of disposal and value in use. In assessing value in use, the estimated future cash flows are discounted to their present value using a pre-tax discount rate that reflects current market assessments of the time value of money and the risks specific to the asset (or a cash-generating unit) for which the estimates of future cash flows have not been adjusted.

If the recoverable amount of an asset (or a cash-generating unit) is estimated to be less than its carrying amount, the carrying amount of the asset (or a cash-generating unit) is reduced to its recoverable amount. For corporate assets or portion of corporate assets which cannot be allocated on a reasonable and consistent basis to a cash-generating unit, the Group compares the carrying amount of a group of cash-generating units, including the carrying amounts of the corporate assets or portion of corporate assets allocated to that group of cash-generating units, with the recoverable amount of the group of cash-generating units. In allocating the impairment loss, the impairment loss is allocated first to reduce the carrying amount of any goodwill (if applicable) and then to the other assets on a pro-rata basis based on the carrying amount of each asset in the unit or the group of cash-generating units. The carrying amount of an asset is not reduced below the highest of its fair value less costs of disposal (if measurable), its value in use (if determinable) and zero. The amount of the impairment loss that would otherwise have been allocated to the asset is allocated pro rata to the other assets of the unit or the group of cash-generating units. An impairment loss is recognised immediately in profit or loss.

### 3. 綜合財務報表的編製基準及主要會計政策 (續)

#### 3.2 主要會計政策 (續)

##### *物業、廠房及設備以及使用權資產之減值 (續)*

可收回金額為公平值(減出售成本)與使用價值兩者中之較高值。於評估使用價值時，乃以反映目前市場對金錢時間價值及資產(或現金產生單位)於估計未來現金流量調整前之獨有風險之稅前貼現率貼現估計未來現金流量至其現值。

倘估計資產(或現金產生單位)之可收回金額少於其賬面值，資產(或現金產生單位)之賬面值被削減至其可收回金額。就未能按合理一致的基準分配至現金產生單位的企業資產或部分企業資產，本集團會比較一個組別的現金產生單位賬面值(包括已分配至該組現金產生單位的企業資產或部分企業資產的賬面值)與該組現金產生單位的可收回金額。於分配減值虧損時，減值虧損首先分配以扣減任何商譽(如適用)的賬面值，然後按該單位或一組現金產生單位各項資產的賬面值所佔比例分配至其他資產。資產的賬面值不會被調低至低於其公平值減出售成本(如可計量)、其使用價值(如可釐定)及零(以最高者為準)。其他已分配至資產的減值虧損金額則按比例分配至該單位或該組現金產生單位內的其他資產。減值虧損即時於損益確認。

# Notes to the Consolidated Financial Statements

## 綜合財務報表附註

For the year ended 31 December 2020

截至二零二零年十二月三十一日止年度

### 3. BASIS OF PREPARATION OF CONSOLIDATED FINANCIAL STATEMENTS AND SIGNIFICANT ACCOUNTING POLICIES (Continued)

#### 3.2 Significant accounting policies (Continued)

##### *Impairment on property, plant and equipment and right-of-use assets (Continued)*

Where an impairment loss subsequently reverses, the carrying amount of the asset (or cash-generating unit or a group of cash-generating units) is increased to the revised estimate of its recoverable amount, but so that the increased carrying amount does not exceed the carrying amount that would have been determined had no impairment loss been recognised for the asset (or a cash-generating unit or a group of cash-generating units) in prior years. A reversal of an impairment loss is recognised immediately in profit or loss.

##### *Borrowing costs*

Borrowing costs directly attributable to the acquisition, construction or production of qualifying assets, which are assets that necessarily take a substantial period of time to get ready for their intended use or sale, are added to the cost of those assets until such time as the assets are substantially ready for their intended use or sale.

All other borrowing costs are recognised as and included in profit or loss in the period in which they are incurred.

### 3. 綜合財務報表的編製基準及主要會計政策 (續)

#### 3.2 主要會計政策 (續)

##### *物業、廠房及設備以及使用權資產之減值 (續)*

倘減值虧損於其後撥回，則該項資產(或現金產生單位或一組現金產生單位)之賬面值會增加至其經修訂之估計可收回金額，惟增加後之賬面值不得超出假設過往年度並無就該項資產(或現金產生單位或一組現金產生單位)確認減值虧損原應釐定之賬面值。減值虧損撥回即時於損益確認。

##### *借貸成本*

收購、建造或生產合資格資產(即需要長時間準備方可作擬定用途或銷售之資產)直接應佔之借貸成本，會加入該等資產之成本，直至該等資產已大致完成可作擬定用途或銷售為止。

所有其他借貸成本均於產生期間確認，並計入損益。

# Notes to the Consolidated Financial Statements

## 綜合財務報表附註

For the year ended 31 December 2020

截至二零二零年十二月三十一日止年度

### 3. BASIS OF PREPARATION OF CONSOLIDATED FINANCIAL STATEMENTS AND SIGNIFICANT ACCOUNTING POLICIES (Continued)

#### 3.2 Significant accounting policies (Continued)

##### *Taxation*

Income tax expense represents the sum of the tax currently payable and deferred tax.

The tax currently payable is based on taxable profit for the year. Taxable profit differs from loss before taxation because of income or expense that are taxable or deductible in other years and items that are never taxable or deductible. The Group's liability for current tax is calculated using tax rates that have been enacted or substantively enacted by the end of the reporting period.

Deferred tax is recognised on temporary differences between the carrying amounts of assets and liabilities in the consolidated financial statements and the corresponding tax base used in the computation of taxable profit. Deferred tax liabilities are generally recognised for all taxable temporary differences. Deferred tax assets are generally recognised for all deductible temporary differences to the extent that it is probable that taxable profits will be available against which those deductible temporary differences can be utilised. Such deferred tax assets and liabilities are not recognised if the temporary difference arises from the initial recognition (other than in a business combination) of assets and liabilities in a transaction that affects neither the taxable profit nor the accounting profit.

### 3. 綜合財務報表的編製基準及主要會計政策 (續)

#### 3.2 主要會計政策 (續)

##### *稅項*

所得稅開支指現時應付稅項及遞延稅項之總和。

現時應付稅項乃按本年內應課稅溢利計算。應課稅溢利與除稅前虧損不同，乃由於在其他年度應課稅或可扣稅之收入或開支及從不課稅或扣稅之項目所致。本集團之即期稅項負債乃採用於報告期末經已生效或實際上已生效之稅率計算。

遞延稅項乃就綜合財務報表內資產及負債賬面值與計算應課稅溢利所用相應稅基兩者間之臨時差額確認。遞延稅項負債通常會就所有應課稅臨時差額確認。遞延稅項資產通常會在有可能利用可扣稅臨時差額抵銷應課稅溢利時，就所有可扣稅臨時差額確認。若於一項交易中，因業務合併以外原因開始確認資產及負債而引致之臨時差額既不影響應課稅溢利亦不影響會計溢利，則不會確認該等遞延稅項資產及負債。

# Notes to the Consolidated Financial Statements

## 綜合財務報表附註

For the year ended 31 December 2020

截至二零二零年十二月三十一日止年度

### 3. BASIS OF PREPARATION OF CONSOLIDATED FINANCIAL STATEMENTS AND SIGNIFICANT ACCOUNTING POLICIES (Continued)

#### 3.2 Significant accounting policies (Continued)

##### *Taxation (Continued)*

Deferred tax liabilities are recognised for taxable temporary differences associated with investments in subsidiaries and interests in joint ventures, except where the Group is able to control the reversal of the temporary difference and it is probable that the temporary difference will not reverse in the foreseeable future. Deferred tax assets arising from deductible temporary differences associated with such investments and interests are only recognised to the extent that it is probable that there will be sufficient taxable profits against which to utilise the benefits of the temporary differences and they are expected to reverse in the foreseeable future.

The carrying amount of a deferred tax asset is reviewed at the end of the reporting period and reduced to the extent that it is no longer probable that sufficient taxable profit will be available to allow all or part of the asset to be recovered.

Deferred tax assets and liabilities are measured at the tax rates that are expected to apply in the period in which the liability is settled or the asset is realised, based on tax rate (and tax laws) that have been enacted or substantively enacted by the end of the reporting period.

The measurement of deferred tax liabilities and assets reflects the tax consequences that would follow from the manner in which the Group expects, at the end of the reporting period, to recover or settle the carrying amount of its assets and liabilities.

### 3. 綜合財務報表的編製基準及主要會計政策 (續)

#### 3.2 主要會計政策 (續)

##### *稅項 (續)*

遞延稅項負債會就與投資於附屬公司之投資及合營公司之權益有關之應課稅臨時差額確認，惟本集團能夠控制臨時差額之撥回，且臨時差額在可見將來可能不會撥回則作別論。與該等投資相關之可扣稅臨時差額所產生之遞延稅項資產於可能有足夠應課稅溢利可以使用臨時差額之益處，且預計於可見將來可以撥回時方會確認。

遞延稅項資產之賬面值於報告期末檢討，並在不大可能有足夠應課稅溢利抵銷將予收回之全部或部分資產時調減。

遞延稅項資產及負債基於報告期末經已生效或實際上已生效之稅率（及稅法）按預期於清償負債或變現資產之期間適用之稅率計量。

遞延稅項負債及資產之計量方式反映本集團預期於報告期末收回資產或清償負債賬面值之方式所產生之稅務影響。

# Notes to the Consolidated Financial Statements

## 綜合財務報表附註

For the year ended 31 December 2020

截至二零二零年十二月三十一日止年度

### 3. BASIS OF PREPARATION OF CONSOLIDATED FINANCIAL STATEMENTS AND SIGNIFICANT ACCOUNTING POLICIES (Continued)

#### 3.2 Significant accounting policies (Continued)

##### *Taxation (Continued)*

For the purposes of measuring deferred tax for investment properties that are measured using the fair value model, the carrying amounts of such properties are presumed to be recovered entirely through sale, unless the presumption is rebutted. The presumption is rebutted when the investment property is depreciable and is held within a business model whose objective is to consume substantially all of the economic benefits embodied in the investment property over time, rather than through sale.

For the purposes of measuring deferred tax for leasing transactions in which the Group recognises the right-of-use assets and the related lease liabilities, the Group first determines whether the tax deductions are attributable to the right-of-use assets or the lease liabilities.

For leasing transactions in which the tax deductions are attributable to the lease liabilities, the Group applies HKAS 12 "Income Taxes" requirements to the leasing transaction as a whole. Temporary differences relating to right-of-use assets and lease liabilities are assessed on a net basis. Excess of depreciation on right-of-use assets over the lease payments for the principal portion of lease liabilities resulting in net deductible temporary differences.

Deferred tax assets and liabilities are offset when there is a legally enforceable right to set off current tax assets against current tax liabilities and when they relate to income taxes levied to the same taxable entity by the same taxation authority.

### 3. 綜合財務報表的編製基準及主要會計政策 (續)

#### 3.2 主要會計政策 (續)

##### *稅項 (續)*

就使用公平值模式計量的投資物業而言，在計量其遞延稅項時，這些物業之賬面值乃假設是透過出售時全數收回，除非假設被推翻。當投資物業可予折舊及以一個商業模式持有，而有關模式的目的並非透過出售而是隨時間流逝耗用投資物業所包含的絕大部分經濟利益，則假設會被推翻。

為計量本集團確認使用權資產及相關租賃負債的租賃交易的遞延稅項，本集團首先釐定稅項抵免是否歸屬於使用權資產或租賃負債。

就稅項扣減歸因於租賃負債之租賃交易而言，本集團將香港會計準則第12號「所得稅」規定應用於整個租賃交易。有關使用權資產及租賃負債之暫時差額按淨額評估。由於使用權資產折舊超過租賃負債主要部分之租金，而導致可扣除暫時淨差額。

當有法律上可強制執行的權利將即期稅項資產與即期稅項負債互相抵銷時，以及當其涉及同一稅務機關對同一應稅實體徵收的所得稅時，遞延稅項資產及負債會被抵銷。

# Notes to the Consolidated Financial Statements

## 綜合財務報表附註

For the year ended 31 December 2020

截至二零二零年十二月三十一日止年度

### 3. BASIS OF PREPARATION OF CONSOLIDATED FINANCIAL STATEMENTS AND SIGNIFICANT ACCOUNTING POLICIES (Continued)

#### 3.2 Significant accounting policies (Continued)

##### *Taxation (Continued)*

Current and deferred tax are recognised in profit or loss, except when they relate to items that are recognised in other comprehensive income or directly in equity, in which case, the current and deferred tax are also recognised in other comprehensive income or directly in equity respectively.

##### *Foreign currencies*

In preparing the financial statements of each individual group entity, transactions in currencies other than the functional currency of that entity (foreign currencies) are recognised at the rates of exchange prevailing on the dates of transactions. At the end of the reporting period, monetary items denominated in foreign currencies are retranslated at the rates prevailing at that date. Non-monetary items carried at fair value that are denominated in foreign currencies are retranslated at the rates prevailing on the date when the fair value was determined. Non-monetary items that are measured in terms of historical cost in a foreign currency are not retranslated.

Exchange differences arising on the settlement of monetary items, and on the retranslation of monetary items, are recognised in profit or loss in the period in which they arise.

### 3. 綜合財務報表的編製基準及主要會計政策 (續)

#### 3.2 主要會計政策 (續)

##### *稅項 (續)*

即期及遞延稅項於損益中確認，惟在其與於其他全面收入或直接於權益內確認的項目有關的情況下，即期及遞延稅項亦會分別於其他全面收入或直接於權益內確認。

##### *外幣*

於編製各集團實體之財務報表時，以該實體之功能貨幣以外貨幣(外幣)進行之交易按交易日期之通用匯率確認。於報告期末，以外幣列值之貨幣項目按該日之通用匯率重新換算。按公平值列賬及以外幣計值之非貨幣項目按釐定公平值當日之通用匯率重新換算。以外幣及按歷史成本計量之非貨幣項目不會重新換算。

結算貨幣項目及貨幣項目之重新換算產生之匯兌差額於產生期間之損益內確認。

# Notes to the Consolidated Financial Statements

## 綜合財務報表附註

For the year ended 31 December 2020

截至二零二零年十二月三十一日止年度

### 3. BASIS OF PREPARATION OF CONSOLIDATED FINANCIAL STATEMENTS AND SIGNIFICANT ACCOUNTING POLICIES (Continued)

#### 3.2 Significant accounting policies (Continued)

##### *Foreign currencies (Continued)*

For the purposes of presenting the consolidated financial statements, the assets and liabilities of the Group's foreign operations are translated into the presentation currency of the Group (i.e. HK\$) using exchange rate prevailing at the end of the reporting period. Income and expenses items are translated at the average exchange rates for the year, unless exchange rates fluctuate significantly during the period, in which case, the exchange rates at the dates of transactions are used. Exchange differences arising, if any, are recognised in other comprehensive income and accumulated in equity under the heading of the translation reserve (attributable to non-controlling interests as appropriate).

On the disposal of a foreign operation (that is, a disposal of the Group's entire interest in a foreign operation, or a disposal involving loss of control over a subsidiary that includes a foreign operation, or a partial disposal of an interest in a joint arrangement that includes a foreign operation of which the retained interest becomes a financial asset), all of the exchange differences accumulated in equity in respect of that operation attributable to the owners of the Company are reclassified to profit or loss.

### 3. 綜合財務報表的編製基準及主要會計政策 (續)

#### 3.2 主要會計政策 (續)

##### *外幣 (續)*

就呈列綜合財務報表而言，本集團之海外業務資產及負債使用於報告期末之通用匯率換算為本集團之呈列貨幣(即港元)。收入及開支項目按該年度之平均匯率換算，惟倘期內之匯率大幅波動，則使用交易當日之匯率換算。所產生之匯兌差額(如有)於其他全面收入中確認及於匯兌儲備中的權益累計(計入非控股權益(如適用))。

對於出售海外業務(即出售集團在海外業務中的全部權益，或者出售涉及喪失對擁有海外業務的附屬公司的控制權，或部分出售於合營安排的權益(包括保留權益成為金融資產的一項海外業務))，就歸屬於本公司擁有人的該項業務累計計入權益的所有匯兌差額均重新分類至損益。

# Notes to the Consolidated Financial Statements

## 綜合財務報表附註

For the year ended 31 December 2020

截至二零二零年十二月三十一日止年度

### 3. BASIS OF PREPARATION OF CONSOLIDATED FINANCIAL STATEMENTS AND SIGNIFICANT ACCOUNTING POLICIES (Continued)

#### 3.2 Significant accounting policies (Continued)

##### *Government grants*

Government grants are not recognised until there is reasonable assurance that the Group will comply with the conditions attaching to them and that the grants will be received.

Government grants are recognised in profit or loss on a systematic basis over the periods in which the Group recognises as expenses the related costs for which the grants are intended to compensate.

Government grants related to subsidy income from government for the purpose of giving immediate financial support to the Group with no future related costs are recognised in profit or loss in the period in which they become receivable. Such grants are presented under "other income". Government grants relating to compensation of expenses are deducted from the related expenses, other government grants are presented under "other income".

##### *Retirement benefit costs*

Payments to defined contribution retirement benefits scheme, state-managed retirement benefit scheme and Mandatory Provident Fund Scheme ("MPF Scheme") are recognised as an expense when employees have rendered service entitling them to the contributions.

### 3. 綜合財務報表的編製基準及主要會計政策 (續)

#### 3.2 主要會計政策 (續)

##### *政府補助*

政府補助須待可合理保證本集團將符合補助之附帶條件並將會領取有關補助後方予以確認。

政府補助乃於本集團將擬以補貼所補償相關成本確認為開支的期間內以系統基準於損益中確認。

就為本集團提供即時財政援助而不涉及未來相關成本的政府補貼收入的政府補助，均於應收的期間內在損益中確認。該等補助於「其他收入」項下呈列。與開支補償有關之政府補助乃自相關開支扣除，而其他政府補助則於「其他收入」項下呈列。

##### *退休福利成本*

定額供款退休福利計劃、國家管理退休福利計劃及強制性公積金計劃（「強積金計劃」）之供款均於僱員提供服務而使其有權享有供款時確認為開支。



# Notes to the Consolidated Financial Statements

## 綜合財務報表附註

For the year ended 31 December 2020

截至二零二零年十二月三十一日止年度

### 3. BASIS OF PREPARATION OF CONSOLIDATED FINANCIAL STATEMENTS AND SIGNIFICANT ACCOUNTING POLICIES (Continued)

#### 3.2 Significant accounting policies (Continued)

##### *Short-term and other long-term employee benefits*

Short-term employee benefits are recognised at the undiscounted amount of the benefits expected to be paid as and when employees rendered the services. All short-term employee benefits are recognised as an expense unless another HKFRS requires or permits the inclusion of the benefit in the cost of an asset.

A liability is recognised for benefits accruing to employees (such as wages and salaries and annual leave) after deducting any amount already paid.

Liabilities recognised in respect of other long-term employee benefits are measured at the present value of the estimated future cash outflows expected to be made by the Group in respect of services provided by employees up to the reporting date. Any changes in the liabilities' carrying amounts resulting from service cost, interest and remeasurements are recognised in profit or loss except to the extent that another HKFRS requires or permits their inclusion in the cost of an asset.

##### *Financial instruments*

Financial assets and financial liabilities are recognised when a group entity becomes a party to the contractual provisions of the instruments. All regular way purchases or sales of financial assets are recognised and derecognised on a trade date basis. Regular way purchases or sales are purchases or sales of financial assets that require delivery of assets within the time frame established by regulation or convention in the market place.

### 3. 綜合財務報表的編製基準及主要會計政策 (續)

#### 3.2 主要會計政策 (續)

##### *短期及其他長期僱員福利*

短期僱員福利按預期於僱員提供服務時支付的福利的未貼現金額確認。除非另一項香港財務報告準則規定或允許將福利計入一項資產的成本中，否則所有短期僱員福利會確認為開支。

負債於扣除任何已付金額後就僱員的累計福利(如工資及薪金以及年假)確認。

就其他長期僱員福利確認的負債乃按本集團預期就僱員於截至本報告日期所提供之服務估計之未來現金流出之現值計量。負債賬面值因服務成本、利息及重新計量導致的變動乃於損益中確認，除非另一項香港財務報告準則規定或允許將有關變動計入一項資產的成本中。

##### *金融工具*

當某集團實體成為工具合約條文之一方時，會確認金融資產及金融負債。所有以正規途徑購入或銷售之金融資產乃按交易日期基準確認及取消確認。正規途徑購入或銷售乃按市場所在地法規或慣例所確定之時間框架內交付資產之金融資產購入或銷售。

# Notes to the Consolidated Financial Statements

## 綜合財務報表附註

For the year ended 31 December 2020

截至二零二零年十二月三十一日止年度

### 3. BASIS OF PREPARATION OF CONSOLIDATED FINANCIAL STATEMENTS AND SIGNIFICANT ACCOUNTING POLICIES (Continued)

#### 3.2 Significant accounting policies (Continued)

##### *Financial instruments (Continued)*

Financial assets and financial liabilities are initially measured at fair value except for trade receivables arising from contracts with customers, including trade related amounts due from related companies, which are initially measured in accordance with HKFRS 15. Transaction costs that are directly attributable to the acquisition or issue of financial assets and financial liabilities (other than financial assets or financial liabilities at FVTPL) are added to or deducted from the fair value of the financial assets or financial liabilities, as appropriate, on initial recognition. Transaction costs directly attributable to the acquisition of financial assets or financial liabilities at FVTPL are recognised immediately in profit or loss.

The effective interest method is a method of calculating the amortised cost of a financial assets or financial liabilities and of allocating interest income and interest expense over the relevant period. The effective interest rate is the rate that exactly discounts estimated future cash receipts and payments (including all fees paid or received that form an integral part of the effective interest rate, transaction costs and other premiums or discounts) through the expected life of the financial assets or financial liabilities, or, where appropriate, a shorter period to the net carrying amount on initial recognition.

Interest income which are derived from the Group's ordinary course of business (i.e. Lending Business as defined in note 6) are presented as revenue.

### 3. 綜合財務報表的編製基準及主要會計政策 (續)

#### 3.2 主要會計政策 (續)

##### *金融工具 (續)*

金融資產及金融負債在初始時以公平值計量，惟客戶合約所產生的貿易應收款項(包括根據香港財務報告準則第15號初步計量之應收關連公司貿易相關款項)除外。購置或發行金融資產及金融負債(按公平值計入損益之金融資產或金融負債除外)直接應佔之交易成本在初始確認時計入或扣自各金融資產或金融負債(倘適用)之公平值。購置按公平值計入損益之金融資產或金融負債直接應佔之交易成本即時在損益中確認。

實際利率法為一種計算相關期間內金融資產或金融負債之攤銷成本及利息收入及利息開支分配之方法。實際利率乃於金融資產或金融負債預期年期或(如適用)更短期間將估計未來現金收款及付款(包括構成實際利率不可或缺部分的所有已付或已收費用、交易成本及其他溢價或折讓)準確貼現至初步確認時賬面淨值的利率。

本集團一般業務過程中(即附註6定義之放貸業務)產生的利息收入呈列為收益。

# Notes to the Consolidated Financial Statements

## 綜合財務報表附註

For the year ended 31 December 2020

截至二零二零年十二月三十一日止年度

### 3. BASIS OF PREPARATION OF CONSOLIDATED FINANCIAL STATEMENTS AND SIGNIFICANT ACCOUNTING POLICIES (Continued)

#### 3.2 Significant accounting policies (Continued)

##### *Financial instruments (Continued)*

###### *Financial assets*

###### Classification and subsequent measurement of financial assets

Financial assets that meet the following conditions are subsequently measured at amortised cost:

- the financial asset is held within a business model whose objective is to hold financial assets in order to collect contractual cash flows; and
- the contractual terms of the financial asset give rise on specified dates to cash flows that are solely payments of principal and interest on the principal amount outstanding.

Financial assets that meet the following conditions are subsequently measured at FVTOCI:

- the financial asset is held within a business model whose objective is achieved by both selling and collecting contractual cash flows; and
- the contractual terms give rise on specified dates to cash flows that are solely payments of principal and interest on the principal amount outstanding.

### 3. 綜合財務報表的編製基準及主要會計政策 (續)

#### 3.2 主要會計政策 (續)

##### *金融工具 (續)*

###### *金融資產*

###### 金融資產的分類及其後計量

符合下列條件之金融資產其後按攤銷成本計量：

- 金融資產乃於以持有金融資產以收取合約現金流量為目標的業務模式中持有；及
- 金融資產合約條款會導致於指定日期產生之現金流量純粹為支付本金及未償還本金之利息。

符合下列條件之金融資產其後透過其他全面收入按公平值列賬的方式計量：

- 金融資產乃於同時以出售及收取合約現金流量為目標的業務模式中持有；及
- 合約條款於指定日期產生之現金流量純粹為支付本金及未償還本金之利息。

# Notes to the Consolidated Financial Statements

## 綜合財務報表附註

For the year ended 31 December 2020

截至二零二零年十二月三十一日止年度

### 3. BASIS OF PREPARATION OF CONSOLIDATED FINANCIAL STATEMENTS AND SIGNIFICANT ACCOUNTING POLICIES (Continued)

#### 3.2 Significant accounting policies (Continued)

##### *Financial instruments (Continued)*

##### *Financial assets (Continued)*

##### Classification and subsequent measurement of financial assets (Continued)

All other financial assets are subsequently measured at FVTPL, except that at initial recognition of a financial asset the Group may irrevocably elect to present subsequent changes in fair value of an equity investment in other comprehensive income if that equity investment is neither held for trading nor contingent consideration recognised by an acquirer in a business combination to which HKFRS 3 “Business Combinations” applies.

A financial asset is held for trading if:

- it has been acquired principally for the purpose of selling in the near term; or
- on initial recognition it is a part of a portfolio of identified financial instruments that the Group manages together and has a recent actual pattern of short-term profit-taking; or
- it is a derivative that is not designated and effective as a hedging instrument.

In addition, the Group may irrevocably designate a financial asset that are required to be measured at the amortised cost or FVTOCI as measured at FVTPL if doing so eliminates or significantly reduces an accounting mismatch.

### 3. 綜合財務報表的編製基準及主要會計政策 (續)

#### 3.2 主要會計政策 (續)

##### *金融工具 (續)*

##### *金融資產 (續)*

##### 金融資產的分類及其後計量 (續)

初次確認金融資產時本集團可能不可逆轉地選擇於其他全面收入呈列股本投資的公平值隨後變動外(倘該股本投資並非持作買賣或收購人於香港財務報告準則第3號「業務合併」應用的業務合併確認的或然代價)，所有其他金融資產其後透過損益按公平值列賬計量。

倘符合下列條件，金融資產持作買賣：

- 其獲收購乃主要為於短期內出售；或
- 於初始確認時，其為本集團共同管理之可識別金融工具組合的一部分，並具有短期套利的近期實際模式；或
- 其屬並非指定及作為對沖工具生效的衍生工具。

此外，倘如此可消除或大幅減少會計錯配，則本集團可不可撤銷地將須按攤銷成本或透過其他全面收入按公平值列賬計量之金融資產指定為透過損益按公平值列賬計量。

# Notes to the Consolidated Financial Statements

## 綜合財務報表附註

For the year ended 31 December 2020

截至二零二零年十二月三十一日止年度

### 3. BASIS OF PREPARATION OF CONSOLIDATED FINANCIAL STATEMENTS AND SIGNIFICANT ACCOUNTING POLICIES (Continued)

#### 3.2 Significant accounting policies (Continued)

##### *Financial instruments (Continued)*

###### *Financial assets (Continued)*

###### Amortised cost and interest income

Interest income is recognised using the effective interest method for financial assets measured subsequently at amortised cost. Interest income is calculated by applying the effective interest rate to the gross carrying amount of a financial asset, except for financial assets that have subsequently become credit-impaired (see below). For financial assets that have subsequently become credit-impaired, interest income is recognised by applying the effective interest rate to the amortised cost of the financial asset from the next reporting period. If the credit risk on the credit-impaired financial instrument improves so that the financial asset is no longer credit-impaired, interest income is recognised by applying the effective interest rate to the gross carrying amount of the financial asset from the beginning of the reporting period following the determination that the asset is no longer credit-impaired.

###### Equity instruments designated as at FVTOCI

Investments in equity instruments at FVTOCI are subsequently measured at fair value with gains and losses arising from changes in fair value recognised in other comprehensive income and accumulated in the investment revaluation reserve; and are not subject to impairment assessment. The cumulative gain or loss will not be reclassified to profit or loss on disposal of the equity investments, and will be transferred to retained profits.

### 3. 綜合財務報表的編製基準及主要會計政策 (續)

#### 3.2 主要會計政策 (續)

##### *金融工具 (續)*

###### *金融資產 (續)*

###### 攤銷成本及利息收入

利息收入就其後按攤銷成本計量之金融資產採用實際利率法確認。利息收入透過將實際利率用於金融資產總賬面值來計算，惟其後已變為信貸減值的金融資產(見下文)除外。就其後已變為信貸減值的金融資產而言，利息收入透過將實際利率用於自下個報告期起計的金融資產攤銷成本來確認。倘信貸減值金融工具的信貸風險降低令金融資產不再維持信貸減值，則利息收入在斷定資產不再維持信貸減值後，透過將實際利率用於自報告期開始起計的金融資產總賬面值來確認。

###### 指定為透過其他全面收入按公平值列賬的股本工具

透過其他全面收入按公平值列賬的股本工具投資其後按公平值計量，公平值變動所產生之收益及虧損於其他全面收入確認，並於投資重估儲備中累計；且毋須作減值評估。出售股本投資的累計收益或虧損將不會重新分類至損益，並將轉撥至保留溢利。

# Notes to the Consolidated Financial Statements

## 綜合財務報表附註

For the year ended 31 December 2020

截至二零二零年十二月三十一日止年度

### 3. BASIS OF PREPARATION OF CONSOLIDATED FINANCIAL STATEMENTS AND SIGNIFICANT ACCOUNTING POLICIES (Continued)

#### 3.2 Significant accounting policies (Continued)

##### *Financial instruments (Continued)*

##### *Financial assets (Continued)*

##### Equity instruments designated as at FVTOCI (Continued)

Dividends from these investments in equity instruments are recognised in profit or loss when the Group's right to receive the dividends is established, unless the dividends clearly represent a recovery of part of the cost of the investment. Dividends are included in the "other income" line item in profit or loss.

##### Financial assets at FVTPL

Financial assets that do not meet the criteria for being measured at amortised cost or FVTOCI or designated as FVTOCI are measured at FVTPL.

Financial assets at FVTPL are measured at fair value at the end of the reporting period, with any fair value gains or losses recognised in profit or loss. The net gain or loss recognised in profit or loss excludes any dividend or interest earned on the financial asset and is included in the "other gains and losses" line item.

### 3. 綜合財務報表的編製基準及主要會計政策 (續)

#### 3.2 主要會計政策 (續)

##### *金融工具 (續)*

##### *金融資產 (續)*

##### 指定為透過其他全面收入按公平值列賬的股本工具 (續)

該等股本工具投資之股息於本集團收取股息之權利獲確立時在損益中確認，惟股息明顯為收回部分投資成本則除外。股息計入損益中之「其他收入」一項。

##### 透過損益按公平值列賬之金融資產

並不符合按攤銷成本或透過其他全面收入按公平值列賬計量或指定為透過其他全面收入按公平值列賬的金融資產乃透過損益按公平值列賬計量。

透過損益按公平值列賬的金融資產按於報告期末的公平值計量，而任何公平值收益或虧損均於損益內確認。於損益內確認的淨收益或虧損不包括就金融資產賺取的任何股息或利息，並計入「其他收益及虧損」項目。

# Notes to the Consolidated Financial Statements

## 綜合財務報表附註

For the year ended 31 December 2020

截至二零二零年十二月三十一日止年度

### 3. BASIS OF PREPARATION OF CONSOLIDATED FINANCIAL STATEMENTS AND SIGNIFICANT ACCOUNTING POLICIES (Continued)

#### 3.2 Significant accounting policies (Continued)

##### *Financial instruments (Continued)*

##### *Financial assets (Continued)*

Impairment of financial assets and other items subject to impairment assessment under HKFRS 9

The Group performs impairment assessment under expected credit loss (“ECL”) model on financial assets (including trade and other receivables and deposits, loan to a joint venture, loans receivable, trade related amounts due from related companies, short-term bank deposits and cash and cash equivalents) and contract assets which are subject to impairment assessment under HKFRS 9. The amount of ECL is updated at each reporting date to reflect changes in credit risk since initial recognition.

Lifetime ECL represents the ECL that will result from all possible default events over the expected life of the relevant instrument. In contrast, 12-month ECL represents the portion of lifetime ECL that is expected to result from default events that are possible within 12 months after the reporting date. Assessment are done based on the Group’s historical credit loss experience, adjusted for factors that are specific to the debtors, general economic conditions and an assessment of both the current conditions at the reporting date as well as the forecast of future conditions.

### 3. 綜合財務報表的編製基準及主要會計政策 (續)

#### 3.2 主要會計政策 (續)

##### *金融工具 (續)*

##### *金融資產 (續)*

須根據香港財務報告準則第9號進行減值評估的金融資產及其他項目之減值

本集團根據預期信貸虧損（「預期信貸虧損」）模式就金融資產（包括貿易及其他應收款項以及訂金、貸款予一間合營公司、應收貸款、應收關連公司貿易相關款項、短期銀行存款以及現金及現金等值）及須根據香港財務報告準則第9號進行減值評估的合約資產進行減值評估。預期信貸虧損金額於各報告日期更新，以反映自初始確認起的信貸風險變動。

全期預期信貸虧損指在相關工具預期年內所有可能出現的違約事件所產生的預期信貸虧損。相反，十二個月預期信貸虧損指預期自可能於報告日期後十二個月內出現的違約事件所產生的全期預期信貸虧損的部分。有關評估乃根據本集團過往的信用損失經驗作出，並就債務人的特定因素、整體經濟環境，以及對於報告日期的當前情況及未來情況的預測所作出的評估作出調整。

# Notes to the Consolidated Financial Statements

## 綜合財務報表附註

For the year ended 31 December 2020

截至二零二零年十二月三十一日止年度

### 3. BASIS OF PREPARATION OF CONSOLIDATED FINANCIAL STATEMENTS AND SIGNIFICANT ACCOUNTING POLICIES (Continued)

#### 3.2 Significant accounting policies (Continued)

##### *Financial instruments (Continued)*

##### *Financial assets (Continued)*

##### Impairment of financial assets and other items subject to impairment assessment under HKFRS 9 (Continued)

The Group always recognises lifetime ECL for trade receivables, contract assets and trade related amounts due from related companies without significant financing component.

For all other instruments, the Group measures the loss allowance equal to 12-month ECL, unless when there has been a significant increase in credit risk since initial recognition, in which case the Group recognises lifetime ECL. The assessment of whether lifetime ECL should be recognised is based on significant increases in the likelihood or risk of a default occurring since initial recognition.

### 3. 綜合財務報表的編製基準及主要會計政策 (續)

#### 3.2 主要會計政策 (續)

##### *金融工具 (續)*

##### *金融資產 (續)*

##### 須根據香港財務報告準則第9號進行減值評估的金融資產及其他項目之減值 (續)

本集團一直就貿易應收款項、合約資產及無重大金融部件之應收關連公司貿易相關款項確認全期預期信貸虧損。

至於所有其他工具，本集團計算的虧損撥備與十二個月預期信貸虧損相同，除非自首次確認以來信用風險大幅增加，則本集團在有關情況下會確認全期預期信貸虧損。評估是否需要確認全期預期信貸虧損乃以自首次確認以來出現違約的可能性或風險是否大幅上升而定。



# Notes to the Consolidated Financial Statements

## 綜合財務報表附註

For the year ended 31 December 2020

截至二零二零年十二月三十一日止年度

### 3. BASIS OF PREPARATION OF CONSOLIDATED FINANCIAL STATEMENTS AND SIGNIFICANT ACCOUNTING POLICIES (Continued)

#### 3.2 Significant accounting policies (Continued)

##### *Financial instruments (Continued)*

##### *Financial assets (Continued)*

##### Significant increase in credit risk

In assessing whether the credit risk has increased significantly since initial recognition, the Group compares the risk of a default occurring on the financial instrument as at the reporting date with the risk of a default occurring on the financial instrument as at the date of initial recognition. In making this assessment, the Group considers both quantitative and qualitative information that is reasonable and supportable, including historical experience and forward-looking information that is available without undue cost or effort.

In particular, the following information is taken into account when assessing whether credit risk has increased significantly:

- an actual or expected significant deterioration in the financial instrument's external (if available) or internal credit rating;
- significant deterioration in external market indicators of credit risk, e.g. a significant increase in the credit spread, the credit default swap prices for the debtor;
- existing or forecast adverse changes in business, financial or economic conditions that are expected to cause a significant decrease in the debtor's ability to meet its debt obligations;
- an actual or expected significant deterioration in the operating results of the debtor;

### 3. 綜合財務報表的編製基準及主要會計政策 (續)

#### 3.2 主要會計政策 (續)

##### *金融工具 (續)*

##### *金融資產 (續)*

##### 信貸風險大幅增加

於評估信貸風險自首次確認以來是否大幅增加時，本集團會將報告日期金融工具的違約風險與首次確認日期金融工具的違約風險進行比較。於作出有關評估時，本集團會考慮合理及有理據支持的定量及定性資料，包括無須不必要的成本或努力即可獲得的過往經驗及前瞻性資料。

此外，於評估信貸險是否已大幅增加時，會考慮下列資料：

- 金融工具的外部 (如有) 或內部信用評級出現或預期出現重大惡化；
- 外部市場的信貸風險指標重大惡化，如信用息差大幅擴大、應收款項的信用違約掉期價格大幅上升；
- 業務、財務或經濟狀況現時或預期的不利變動，預期會令債務人履行其債務責任的能力大幅下跌；
- 債務人的營運業績出現或預期出現重大惡化；

# Notes to the Consolidated Financial Statements

## 綜合財務報表附註

For the year ended 31 December 2020

截至二零二零年十二月三十一日止年度

### 3. BASIS OF PREPARATION OF CONSOLIDATED FINANCIAL STATEMENTS AND SIGNIFICANT ACCOUNTING POLICIES (Continued)

#### 3.2 Significant accounting policies (Continued)

##### *Financial instruments (Continued)*

##### *Financial assets (Continued)*

##### Significant increase in credit risk (Continued)

- an actual or expected significant adverse change in the regulatory, economic, or technological environment of the debtor that results in a significant decrease in the debtor's ability to meet its debt obligations.

Irrespective of the outcome of the above assessment, the Group presumes that the credit risk has increased significantly since initial recognition when contractual payments are more than 30 days past due, unless the Group has reasonable and supportable information that demonstrates otherwise.

The Group regularly monitors the effectiveness of the criteria used to identify whether there has been a significant increase in credit risk and revises them as appropriate to ensure that the criteria are capable of identifying significant increase in credit risk before the amount becomes past due.

##### Definition of default

For internal credit risk management, the Group considers an event of default occurs when information developed internally or obtained from external sources indicates that the debtor is unlikely to pay its creditors, including the Group, in full (without taking into account any collaterals held by the Group).

Irrespective of the above, the Group considers that default has occurred when the instrument is more than 90 days past due unless the Group has reasonable and supportable information to demonstrate that a more lagging default criterion is more appropriate.

### 3. 綜合財務報表的編製基準及主要會計政策 (續)

#### 3.2 主要會計政策 (續)

##### *金融工具 (續)*

##### *金融資產 (續)*

##### 信貸風險大幅增加 (續)

- 債務人所在的監管、經濟或科技環境出現或預期出現重大不利變動，導致債務人履行其債務責任的能力大幅下跌。

不論上述評估的結果，當合約付款已逾期超過30日，本集團會假定信用風險自首次確認以來已大幅增加，除非本集團具有合理及有理據支持的資料顯示情況並非如此。

本集團定期監控用以識別信貸風險有否大幅增加的標準之有效性，且修訂標準（如適當）來確保標準能在金額逾期前識別信貸風險大幅增加。

##### 違約定義

就內部信貸風險管理而言，本集團認為，違約事件在內部制訂或得自外界來源的資料顯示債務人不大可能悉數向債權人（包括本集團）還款（未計及本集團所持任何抵押品）時發生。

無論上述情形如何，本集團認為，當工具逾期超過90天，則發生違約，除非本集團有合理且可支持的資料證明更滯後的違約標準屬更合適。

# Notes to the Consolidated Financial Statements

## 綜合財務報表附註

For the year ended 31 December 2020

截至二零二零年十二月三十一日止年度

### 3. BASIS OF PREPARATION OF CONSOLIDATED FINANCIAL STATEMENTS AND SIGNIFICANT ACCOUNTING POLICIES (Continued)

#### 3.2 Significant accounting policies (Continued)

##### *Financial instruments (Continued)*

##### *Financial assets (Continued)*

##### Credit-impaired financial assets

A financial asset is “credit-impaired” when one or more events that have a detrimental impact on the estimated future cash flows of the financial assets have been occurred. Evidence that a financial asset is credit-impaired includes observable data about the following events:

- significant financial difficulty of the issuer of the borrower;
- a breach of contract, such as a default or past due event;
- the lender(s) of the borrower, for economic or contractual reasons relating to the borrower’s financial difficulty, having granted to the borrower a concession(s) that the lender(s) would not otherwise consider; or
- it is becoming probably that the borrower will enter bankruptcy or other financial reorganisation.

### 3. 綜合財務報表的編製基準及主要會計政策 (續)

#### 3.2 主要會計政策 (續)

##### *金融工具 (續)*

##### *金融資產 (續)*

##### 信貸減值金融資產

當一項或多項對金融資產估計未來現金流量產生有害影響的事件發生時，金融資產會被視為出現「信貸減值」。金融資產出現信貸減值的證據包括以下事件的可觀察數據：

- 借款人之發行人面臨重大財政困難；
- 違約，例如拖欠或逾期還款；
- 借款人之放款人因與借款人有關之經濟或合約原因，向借款人授出放款人在其他情況下不會考慮授出之優惠；或
- 借款人可能將會破產或進行其他財務重組。

# Notes to the Consolidated Financial Statements

## 綜合財務報表附註

For the year ended 31 December 2020

截至二零二零年十二月三十一日止年度

### 3. BASIS OF PREPARATION OF CONSOLIDATED FINANCIAL STATEMENTS AND SIGNIFICANT ACCOUNTING POLICIES (Continued)

#### 3.2 Significant accounting policies (Continued)

##### *Financial instruments (Continued)*

##### *Financial assets (Continued)*

##### Write-off policy

The Group writes off a financial asset when the Group has no reasonable expectations of recovering the relevant financial asset in its entirety or a portion thereof. A write-off constitutes a derecognition event. The Group usually writes off when there is information indicating that the counterparty is in severe financial difficulty and there is no realistic prospect of recovery, e.g. when the counterparty has been placed under liquidation or has entered into bankruptcy proceedings, or in the case of trade receivables and trade related amounts due from related companies, when the amounts are over one year past due, whichever occurs sooner. Financial assets written off may still be subject to enforcement activities under the Group's recovery procedures, taking into account legal advice when appropriate. Any recoveries are recognised in profit or loss.

##### Measurement and recognition of ECL

The measurement of ECL is a function of the probability of default, loss given default (i.e. the magnitude of the loss if there is a default) and the exposure at default. The assessment of the probability of default and loss given default is based on historical data and forward-looking information. Estimation of ECL reflects an unbiased and probability-weighted amount that is determined with the respective risks of default occurring as the weights.

### 3. 綜合財務報表的編製基準及主要會計政策 (續)

#### 3.2 主要會計政策 (續)

##### *金融工具 (續)*

##### *金融資產 (續)*

##### 撇銷政策

當本集團並無合理預期收回全部或部分金融資產，則會撇銷相關金融資產。撇銷構成取消確認事項。倘有資料顯示對手方面對嚴重財務困難，且實際上並無收回款項的前景（如對手方被清盤或進入破產程序，或（如為貿易應收款項及應收關連公司貿易相關款項）金額已逾期超過一年（以較早發生者為準）），本集團一般會進行撇銷。於適當時，在考慮法律意見後，本集團可能仍會根據收款程序處理被撇銷的金融資產。所收回的任何款項於損益中確認。

##### 預期信貸虧損的計量及確認

預期信貸虧損的計量為違約概率、違約損失率（即違約損失程度）及違約風險的函數。違約概率及違約損失率乃基於歷史數據及前瞻性資料評估。預期信貸虧損的預估乃無偏概率加權平均金額，以發生違約的風險為權重確定。

# Notes to the Consolidated Financial Statements

## 綜合財務報表附註

For the year ended 31 December 2020

截至二零二零年十二月三十一日止年度

### 3. BASIS OF PREPARATION OF CONSOLIDATED FINANCIAL STATEMENTS AND SIGNIFICANT ACCOUNTING POLICIES (Continued)

#### 3.2 Significant accounting policies (Continued)

##### *Financial instruments (Continued)*

##### *Financial assets (Continued)*

##### Measurement and recognition of ECL (Continued)

Generally, the ECL is the difference between all contractual cash flows that are due to the Group in accordance with the contract and the cash flows that the Group expects to receive, discounted at the effective interest rate determined at initial recognition.

Lifetime ECL for certain trade receivables and contract assets are considered on a collective basis taking into consideration past due information and relevant credit information such as forward looking macroeconomic information.

For collective assessment, the Group takes into consideration the following characteristics when formulating the grouping:

- Past-due status;
- Nature, size and industry of debtors; and
- External credit ratings where available.

The grouping is regularly reviewed by management to ensure the constituents of each group continue to share similar credit risk characteristics.

Interest income is calculated based on the gross carrying amount of the financial asset unless the financial asset is credit-impaired, in which case interest income is calculated based on amortised cost of the financial asset.

### 3. 綜合財務報表的編製基準及主要會計政策 (續)

#### 3.2 主要會計政策 (續)

##### *金融工具 (續)*

##### *金融資產 (續)*

##### 預期信貸虧損的計量及確認 (續)

一般而言，預期信貸虧損按本集團根據合約應收的所有合約現金流量與本集團預計收取的現金流量之間的差額估計，並按初始確認時釐定的實際利率貼現。

經計及過往逾期資料及相關信貸資料(如前瞻性宏觀經濟資料)，若干貿易應收款項及合約資產的全期預期信貸虧損乃按集體基準予以考慮。

為進行集體評估，本集團制定分組時考慮以下特點：

- 逾期狀況；
- 債務人的性質、規模及行業；及
- 外部信貸評級(倘可獲得)。

分組工作經管理層定期檢討，以確保各組別成分繼續具備類似信貸風險特性。

利息收入按金融資產的總賬面值計算，惟倘金融資產信貸減值，則利息收入按金融資產的攤銷成本計算。

# Notes to the Consolidated Financial Statements

## 綜合財務報表附註

For the year ended 31 December 2020

截至二零二零年十二月三十一日止年度

### 3. BASIS OF PREPARATION OF CONSOLIDATED FINANCIAL STATEMENTS AND SIGNIFICANT ACCOUNTING POLICIES (Continued)

#### 3.2 Significant accounting policies (Continued)

##### *Financial instruments (Continued)*

##### *Financial assets (Continued)*

##### Measurement and recognition of ECL (Continued)

The Group recognises an impairment gain or loss in profit or loss for all financial instruments by adjusting their carrying amount, with the exception of trade and other receivables and deposits, contract assets, trade related amounts due from related companies, loan to a joint venture, loans receivable, short-term bank deposits and cash and cash equivalents where the corresponding adjustment is recognised through a loss allowance account.

##### Derecognition of financial asset

The Group derecognises a financial asset only when the contractual rights to the cash flows from the asset expire or when it transfers the financial asset and substantially all the risks and rewards of ownership of the asset to another entity.

On derecognition of a financial asset measured at amortised cost, the difference between the asset's carrying amount and the sum of the consideration received and receivable is recognised in profit or loss.

On derecognition of an investment in equity instrument which the Group has elected on initial recognition to measure at FVTOCI, the cumulative gain or loss previously accumulated in the investment revaluation reserve is not reclassified to profit or loss, but is transferred to retained profits.

### 3. 綜合財務報表的編製基準及主要會計政策 (續)

#### 3.2 主要會計政策 (續)

##### *金融工具 (續)*

##### *金融資產 (續)*

##### 預期信貸虧損的計量及確認 (續)

本集團通過調整所有金融工具的賬面值於損益確認彼等之減值收益或虧損，惟貿易及其他應收款項以及按金、合約資產、應收關連公司貿易相關款項、貸款予一間合營公司、應收貸款、短期銀行存款以及現金及現金等價物除外，此種情況下透過虧損撥備賬確認相應調整。

##### 金融資產終止確認

僅當自資產收取現金流量之合約權利屆滿或當其轉移金融資產及該資產的絕大部分風險及所有權回報轉移予另一實體時，本集團方會終止確認金融資產。

於終止確認按攤銷成本計量的金融資產時，該資產賬面值與已收及應收代價總和之差額於損益內確認。

終止確認一項在初始確認時本集團選擇透過其他全面收入按公平值列賬之股本工具投資時，先前在投資重估儲備中累計的累計收益或虧損不會重新分類至損益，而會轉入保留溢利。

# Notes to the Consolidated Financial Statements

## 綜合財務報表附註

For the year ended 31 December 2020

截至二零二零年十二月三十一日止年度

### 3. BASIS OF PREPARATION OF CONSOLIDATED FINANCIAL STATEMENTS AND SIGNIFICANT ACCOUNTING POLICIES (Continued)

#### 3.2 Significant accounting policies (Continued)

##### *Financial instruments (Continued)*

##### *Financial liabilities and equity instruments*

##### Classification as debt or equity

Debt and equity instruments are classified as either financial liabilities or as equity in accordance with the substance of the contractual arrangements and the definitions of a financial liability and an equity instrument.

##### Equity instruments

An equity instrument is any contract that evidences a residual interest in the assets of the Group after deducting all of its liabilities. Equity instruments issued by the Company are recognised at the proceeds received, net of direct issue costs.

##### Financial liabilities at amortised cost

All financial liabilities are subsequently measured at amortised cost, using the effective interest method.

##### Derecognition of financial liabilities

The Group derecognises financial liabilities when, and only when, the Group's obligations are discharged, cancelled or have expired. The difference between the carrying amount of the financial liability derecognised and the consideration paid and payable is recognised in profit or loss.

### 3. 綜合財務報表的編製基準及主要會計政策 (續)

#### 3.2 主要會計政策 (續)

##### *金融工具 (續)*

##### *金融負債及股本工具*

##### 分類為債務或股本

債務及股本工具按照合約安排之實質內容以及金融負債及股本工具之定義歸類為金融負債或權益。

##### 股本工具

股本工具指能證明擁有本集團在減除其所有負債後之資產中之剩餘權益之任何合約。本公司發行之股本工具按已收所得款項減除直接發行成本後確認。

##### 按攤銷成本計量之金融負債

所有金融負債其後以實際利率法按攤銷成本計量。

##### 終止確認金融負債

本集團僅會在本集團之責任解除、取消或到期時，方會終止確認金融負債。已終止確認之金融負債賬面值與已付及應付代價兩者間之差額會於損益中確認。

# Notes to the Consolidated Financial Statements

## 綜合財務報表附註

For the year ended 31 December 2020

截至二零二零年十二月三十一日止年度

### 4. CRITICAL ACCOUNTING JUDGEMENTS AND KEY SOURCES OF ESTIMATION UNCERTAINTY

In the application of the Group's accounting policies, which are described in note 3, the directors of the Company are required to make judgements, estimates and assumptions about the carrying amounts of assets and liabilities that are not readily apparent from other sources. The estimates are based on historical experience and other factors that are considered to be relevant. Actual results may differ from these estimates.

The estimates are reviewed on an ongoing basis. Revisions to accounting estimates are recognised in the period in which the estimate is revised if the revision affects only that period, or in the period of the revision and future periods if the revision affects both current and future periods.

#### Critical judgements in applying accounting policies

The followings are the critical judgements, apart from those involving estimations (see below), that the directors of the Company have made in the process of applying the Group's accounting policies and that have the most significant effect on the amounts recognised in the consolidated financial statements.

### 4. 關鍵會計判斷及估計不確定因素之主要來源

在應用附註3所述本集團之會計政策期間，本公司董事須對不可隨時從其他來源取得之資產及負債賬面值作出判斷、估計及假設。該等估計乃基於過往經驗及其他視為相關之因素作出。實際結果可能與該等估計不同。

有關估計會持續予以檢討。倘會計估計之修訂僅影響作出修訂之期間，則於修訂估計期間確認有關修訂；倘修訂同時影響當前及未來期間，則於修訂期間及未來期間確認有關修訂。

#### 應用會計政策時作出之關鍵判斷

以下是本公司董事在應用本集團之會計政策過程中所作出，且對綜合財務報表中確認之金額產生的影響最為重大之關鍵判斷（涉及估計者除外（見下文））。



# Notes to the Consolidated Financial Statements

## 綜合財務報表附註

For the year ended 31 December 2020

截至二零二零年十二月三十一日止年度

### 4. CRITICAL ACCOUNTING JUDGEMENTS AND KEY SOURCES OF ESTIMATION UNCERTAINTY (Continued)

#### Critical judgements in applying accounting policies (Continued)

##### *Deferred tax arising from fair value changes in investment properties*

For the purposes of measuring deferred tax arising from investment properties that are measured using the fair value model, the directors of the Company have reviewed the Group's investment property portfolios and concluded that the Group's investment properties are not held under a business model whose objective is to consume substantially all of the economic benefits embodied in the investment properties over time. Therefore, in determining the Group's deferred taxation on investment properties, the directors of the Company have determined that the presumption that the carrying amounts of investment properties measured using the fair value model are recovered entirely through sale is not rebutted. The Group has not recognised any deferred tax on changes in fair value of investment properties in Hong Kong as the Group is not subject to any income taxes on the fair value changes on investment properties in Hong Kong on disposal. The Group has recognised deferred tax on changes in fair value of investment property in the PRC in note 32 as the Group is subject to any income taxes on the fair value changes on investment property in the PRC on disposal.

#### Key sources of estimation uncertainty

The following are the key assumptions concerning the future, and other key sources of estimation uncertainty at the end of the reporting period, that have a significant risk of causing a material adjustment to the carrying amounts of assets within the next financial year.

### 4. 關鍵會計判斷及估計不確定因素之主要來源 (續)

#### 應用會計政策時作出之關鍵判斷 (續)

##### *投資物業公平值變動產生的遞延稅項*

為計量使用公平值模式計量之投資物業所產生之遞延稅項，本公司董事已審閱本集團之投資物業組合，並斷定本集團之投資物業並非按目的為隨時間消耗投資物業所體現之絕大部分經濟利益之業務模式持有。因此，在釐定本集團之投資物業遞延稅項時，本公司董事確定全數透過出售收回使用公平值模式計量之投資物業之賬面值之假定不被推翻。本集團並未就香港投資物業之公平值變動確認任何遞延稅項，乃由於本集團毋須就出售香港的投資物業之公平值變動繳納任何所得稅。本集團已於附註32確認中國的投資物業的公平值變動之遞延稅項，乃由於本集團須就出售中國的投資物業之公平值變動繳納任何所得稅。

#### 估計不確定因素之主要來源

下文載述之未來主要假設及於報告期末存在之其他估計不確定因素主要來源存在重大風險，可能導致須於下一財政年度對資產之賬面值作出重大調整。

# Notes to the Consolidated Financial Statements

## 綜合財務報表附註

For the year ended 31 December 2020

截至二零二零年十二月三十一日止年度

### 4. CRITICAL ACCOUNTING JUDGEMENTS AND KEY SOURCES OF ESTIMATION UNCERTAINTY (Continued)

#### Key sources of estimation uncertainty (Continued)

##### *Fair value of investment properties*

As at the end of the reporting period, the Group's investment properties are stated at fair value based on the valuation performed by independent qualified professional valuers. In determining the fair value, the valuers have based their valuation on income capitalisation approach or direct comparison, as appropriate for respective investment properties, which involves certain estimates, including appropriate capitalisation rates, reversionary income potential and market transactions of comparable properties, as appropriate. In relying on the valuation, management of the Group has exercised its judgement and is satisfied that the methods of valuation adopted are appropriate for the relevant property and reflective of current market conditions. As at 31 December 2020, the aggregate fair value of investment properties is HK\$212,020,086 (2019: HK\$220,915,017). Details of the valuation methodology are disclosed in note 16.

##### *Net realisable value assessment of properties under development for sale*

The management uses their judgement and estimates in determining the net realisable value of properties under development for sale with reference to the comparable market transactions in similar locations. Where there are any changes to the market conditions in the PRC causing the net realisable value of the properties under development for sale below its cost the properties under development for sale is written down to its net realisable value. As at 31 December 2020, the carrying amount of properties under development for sale is HK\$124,759,125 (2019: HK\$42,598,351).

### 4. 關鍵會計判斷及估計不確定因素之主要來源 (續)

#### 估計不確定因素之主要來源 (續)

##### *投資物業之公平值*

於報告期末，本集團的投資物業乃根據獨立專業估值師所進行的估值按公平值列值。於釐定公平值時，估值師已根據收入資本化法或直接比較法（視何者適用）對各項投資物業進行估值，當中涉及若干估計，包括合適的資本化率、復歸收入潛力，以及可資比較物業的市場交易（如適用）。於依賴估值時，本集團管理層已作出判斷，並信納所採納的估值方法就相關物業而言屬合適，並可反映當前市場狀況。於二零二零年十二月三十一日，投資物業公平值總額為212,020,086港元（二零一九年：220,915,017港元）。估值方法的詳情已於附註16內披露。

##### *待售發展中物業的可變現淨值評估*

管理層於釐定待售發展中物業的可變現淨值時運用了彼等之判斷及估計，並參考相若位置的可資比較市場交易。倘中國市場狀況出現任何變動，令待售發展中物業之可變現淨值低於其成本，則待售發展中物業撇減至其可變現淨值。於二零二零年十二月三十一日，待售發展中物業之賬面值為124,759,125港元（二零一九年：42,598,351港元）。

# Notes to the Consolidated Financial Statements

## 綜合財務報表附註

For the year ended 31 December 2020

截至二零二零年十二月三十一日止年度

### 4. CRITICAL ACCOUNTING JUDGEMENTS AND KEY SOURCES OF ESTIMATION UNCERTAINTY (Continued)

#### Key sources of estimation uncertainty (Continued)

##### *Fair value measurement of equity instruments at FVTOCI*

As at 31 December 2020, equity instruments at FVTOCI amounting to HK\$17,854,928 (2019: HK\$17,854,928) are measured at fair value with fair value being determined based on significant unobservable inputs using valuation techniques. Judgment and estimation are required in establishing the relevant valuation techniques and the relevant inputs thereof. Changes in assumptions relating to these factors could result in material adjustments to the fair value of these instruments. See note 41 for further disclosures.

##### *Provision of ECL for trade receivables, contract assets, loans receivable and trade related amounts due from related companies*

Trade receivables with outstanding significant balances exceeding HK\$2,500,000 and relevant contract assets, trade related amounts due from related companies, loans receivable and credit-impaired financial assets are assessed for ECL individually. The remaining trade receivables and contract assets are assessed collectively. The expected loss rates are based on internal credit ratings as groupings of various debtors that have similar loss patterns.

The provision of ECL is sensitive to changes in estimates. Due to greater financial uncertainty triggered by the Covid-19 pandemic, the Group has increased the ECL rates in current year as there is higher risk that a prolonged pandemic could lead to increase in credit default rates. The information about the ECL and the Group's trade receivables, contract assets, loans receivable and trade related amounts due from related companies are disclosed in note 41. The carrying amount of trade receivables, contract assets, loans receivable and trade related amounts due from related companies are HK\$110,247,609 (2019: HK\$135,468,973), HK\$35,240,798 (2019: HK\$19,008,737), HK\$29,599,832 (2019: HK\$67,585,813) and nil (2019: HK\$1,303,402), respectively.

### 4. 關鍵會計判斷及估計不確定因素之主要來源 (續)

#### 估計不確定因素之主要來源 (續)

##### *透過其他全面收入按公平值列賬的股本工具公平值計量*

於二零二零年十二月三十一日，透過其他全面收入按公平值列賬的股本工具為17,854,928港元（二零一九年：17,854,928港元）乃按公平值計量，而其公平值乃採用估值技術基於重大可觀察輸入數據釐定。於確定相關估值技術及其相關輸入數據時需要作出判斷及估計。與該等因素有關的假設變動或會導致該等工具的公平值出現重大調整。進一步披露請見附註41。

##### *就貿易應收款項、合約資產、應收貸款及應收關連公司的貿易相關款項的預期信貸虧損計提撥備*

重大未償還結餘超過2,500,000港元的貿易應收款項、相關合約資產、應收關連公司的貿易相關款項、應收貸款及信貸減值的金融資產個別就預期信貸虧損進行評估。餘下貿易應收款項及合約資產乃集體評估。預期虧損率乃根據內部信貸評級按具有類似虧損模式的各債務人歸類。

預期信貸虧損撥備容易受估計變動影響。由於Covid-19疫情引發更大的財務不確定性，疫情持續導致信貸違約率增加的風險上升，本集團已增加本年度的預期信貸虧損率。有關預期信貸虧損及本集團的貿易應收款項、合約資產、應收貸款及應收關連公司的貿易相關款項的資料於附註41披露。貿易應收款項、合約資產、應收貸款及應收關連公司的貿易相關款項的賬面值分別為110,247,609港元（二零一九年：135,468,973港元）、35,240,798港元（二零一九年：19,008,737港元）、29,599,832港元（二零一九年：67,585,813港元）及零（二零一九年：1,303,402港元）。

# Notes to the Consolidated Financial Statements

## 綜合財務報表附註

For the year ended 31 December 2020

截至二零二零年十二月三十一日止年度

### 5. REVENUE

#### (i) Revenue from goods and services

Revenue represents the amounts received and receivable for goods sold and services provided by the Group, less discounts and sales related taxes during the year.

An analysis of the Group's revenue from goods and services by segment for the year is as follows:

		2020 二零二零年 HK\$ 港元	2019 二零一九年 HK\$ 港元
Types of goods or services from continuing operations:	來自持續經營業務的貨品或服務類型：		
Manufacturing and Sales Business*	製造及銷售業務*		
– Income from manufacturing and sales of printing products	– 來自印刷品製造及銷售之收入	<b>486,079,273</b>	490,000,611
Music and Entertainment Business*	音樂及娛樂業務*		
– Artistes management fee income	– 藝人管理費收入	<b>57,917</b>	862,133
– Concerts and show income	– 演唱會及表演收入	–	3,236,150
– Income from the licensing of the musical works	– 音樂作品特許收入	<b>3,029,834</b>	3,100,522
– Promotion income	– 宣傳收入	<b>153,333</b>	750,367
– Sales of albums	– 銷售唱片	<b>829,978</b>	3,808,198
– Other music and entertainment services	– 其他音樂及娛樂服務	–	124,540
		<b>4,071,062</b>	11,881,910
Trading Business*	貿易業務*		
– Sales of printing products	– 印刷品銷售	<b>30,887,078</b>	42,900,332
		<b>521,037,413</b>	544,782,853

\* The segment names are defined in the section "Segment information" in note 6.

### 5. 收益

#### (i) 來自貨品及服務之收益

收益指本集團年內就售出貨品及提供服務所收及應收之款項(減折扣及銷售相關稅項)。

本集團本年來自貨品及服務之收益按分類分析如下：

\* 分類名稱之定義見附註6「分類資料」一節。

# Notes to the Consolidated Financial Statements

## 綜合財務報表附註

For the year ended 31 December 2020

截至二零二零年十二月三十一日止年度

### 5. REVENUE (Continued)

#### (i) Revenue from goods and services (Continued)

		2020 二零二零年 HK\$ 港元	2019 二零一九年 HK\$ 港元
<b>Continuing operations:</b>	<b>持續經營業務：</b>		
Geographical markets:	地區市場：		
Hong Kong	香港	<b>216,185,408</b>	195,880,622
The PRC	中國	<b>200,225,548</b>	242,223,079
Europe	歐洲	<b>27,607,233</b>	38,338,407
United States	美國	<b>50,065,286</b>	41,805,786
Others	其他	<b>26,953,938</b>	26,534,959
		<b>521,037,413</b>	544,782,853

Information about the Group's revenue from external customers is presented based on the locations of the shipments of goods or the services provided.

有關本集團來自外部客戶之收益之資料按所提供貨品或服務之付運地區呈列。

		2020 二零二零年 HK\$ 港元	2019 二零一九年 HK\$ 港元
<b>Continuing operations:</b>	<b>持續經營業務：</b>		
Timing of revenue recognition:	收益確認時間：		
Over time	隨時間	<b>486,079,273</b>	490,000,611
A point in time	於某個時間點	<b>34,958,140</b>	54,782,242
		<b>521,037,413</b>	544,782,853

# Notes to the Consolidated Financial Statements

## 綜合財務報表附註

For the year ended 31 December 2020

截至二零二零年十二月三十一日止年度

### 5. REVENUE (Continued)

#### (i) Revenue from goods and services (Continued)

Set out below is the reconciliation of the revenue from contracts with customers from continuing operations with the amounts disclosed in the segment information.

### 5. 收益 (續)

#### (i) 來自貨品及服務之收益 (續)

下文載列來自持續經營業務的客戶合約收益與分類資料所披露金額的對賬。

		2020 二零二零年 HK\$ 港元	2019 二零一九年 HK\$ 港元
Manufacturing and Sales Business	製造及銷售業務	<b>486,079,273</b>	490,000,611
Music and Entertainment Business	音樂及娛樂業務	<b>4,071,062</b>	11,881,910
Trading Business	貿易業務	<b>30,887,078</b>	42,900,332
Revenue from contracts with customers from continuing operations	來自持續經營業務的客戶合約收益	<b>521,037,413</b>	544,782,853
Rental income	租金收入	<b>4,880,323</b>	7,310,989
Interest income from lending business	來自放貸業務之利息收入	<b>6,756,759</b>	8,491,405
Total revenue from continuing operations	來自持續經營業務的總收益	<b>532,674,495</b>	560,585,247

# Notes to the Consolidated Financial Statements

## 綜合財務報表附註

For the year ended 31 December 2020

截至二零二零年十二月三十一日止年度

### 5. REVENUE (Continued)

#### (i) Revenue from goods and services (Continued)

##### *Performance obligations for contracts with customers*

##### *Revenue from trading of printing products/sales of albums*

Revenue from trading of printing products/sales of albums is recognised when control of the printing products, which are not manufactured by the Group, and albums has been transferred to the customers, being at the point the goods are delivered to the customer's specific location. Transportation and other related activities that occur before customers obtains control of the related good are considered as fulfilment activities. A receivable is recognised by the Group when the goods are delivered to the customers as this represents the point in time at which the right to consideration becomes unconditional, as only the passage of time is required before payment is due. The normal credit term is 60 to 90 days upon delivery, which is approximate the time of issuing the invoices to the customers. The Group requires certain customers to provide upfront deposits ranging from 10% to 30% of total contract sum, when the Group receives a deposit before the printing products delivery, this will give rise to contract liabilities at the start of a contract, until the revenue recognised on the specific contract exceeds the amount of the deposit.

### 5. 收益 (續)

#### (i) 來自貨品及服務之收益 (續)

##### *與客戶合約之履約責任*

##### *來自印刷產品貿易／唱片之銷售之收益*

買賣印刷產品／唱片之銷售之收益於並非由本集團生產的印刷產品及唱片之控制權轉移至客戶，即貨品運送至客戶指定之目的地時確認。在客戶取得相關貨品控制權前進行的交通及其他相關活動被視為履約活動。本集團於貨品交付予客戶時確認應收款項，原因為待付款到期前僅須時間過去，此代表收取代價之權利成為無條件之時間點。一般信貸期限為交付（即與向客戶開發票的時間相若）後60至90日。本集團要求若干客戶按合約總金額的10%至30%提供預付訂金。當本集團於印刷產品交付前收到訂金，則此將於合約開始時產生合約負債，直至就指定合約確認的收益超過訂金金額。

# Notes to the Consolidated Financial Statements

## 綜合財務報表附註

For the year ended 31 December 2020

截至二零二零年十二月三十一日止年度

### 5. REVENUE (Continued)

#### (i) Revenue from goods and services (Continued)

##### *Performance obligations for contracts with customers (Continued)*

##### *Revenue from manufacturing and sales of printing products*

The Group provides tailored-manufacturing of printing products to the customers. Such revenue from manufacturing and sales of printing products are recognised as this performance obligation is satisfied over time because the Group's performance does not create an asset with an alternative use to the Group and the Group has an enforceable right to payment for performance completed to date.

The progress towards completing satisfaction of a performance obligation is measured based on input method, which is to recognise revenue on the basis of the Group's efforts in terms of inputs (i.e. materials costs, direct staff costs and other direct overhead costs incurred) to the satisfaction of a performance obligation relative to the total expected inputs to the satisfaction of that performance obligation, that best depicts the Group's performance in transferring control of products. Contract assets arise when the Group has right to consideration for satisfaction of a performance obligation under the relevant contracts, and the right is conditioned on factors other than passage of time. Contract assets are reclassified to trade receivables when such right become unconditional other than the passage of time. Invoices to the customers were issued upon the delivery of manufactured printing products to the customers. The normal credit term is 60 to 120 days upon the issuance of invoices to the customers. The Group requires certain customers to provide upfront deposits ranging from 10% to 50% of total contract sum, when the Group receives a deposit before manufacturing of printing products commences, this will give rise to contract liabilities at the start of a contract, until the revenue recognised on the specific contract exceeds the amount of the deposit.

### 5. 收益 (續)

#### (i) 來自貨品及服務之收益 (續)

##### *與客戶合約之履約責任 (續)*

##### *製造及銷售印刷產品之收益*

本集團向客戶提供特定製造的印刷產品。製造及銷售印刷產品之有關收益於有關履約責任隨時間履行時確認，原因為本集團的履約並無創造對本集團而言具替代用途的資產，且本集團對迄今完成的履約的付款有強制執行的權利。

完成履約責任的進度按輸入法計量，即根據本集團完成履約責任時就輸入數據所付出的努力(即所產生的物料成本、直接員工成本及其他直接的經常性開支)對完成履約責任預期所需的輸入確認收益，此方法能最有效地反映本集團於轉讓商品控制權時的履約情況。當本集團有權就完成有關合約的履約責任收取代價，且該權利的條件為隨時間流逝以外的因素時，即產生合約資產。合約資產在有關權利成為無條件(隨時間流逝除外)時重新分類至貿易應收款項。於向客戶交付製造印刷產品後向客戶開發票。一般信貸期限為向客戶開發票後60至120日。本集團要求若干客戶按合約總金額的10%至50%提供預付訂金。當本集團於製造印刷產品開始前收到訂金，則此將於合約開始時產生合約負債，直至就指定合約確認的收益超過訂金金額。



# Notes to the Consolidated Financial Statements

## 綜合財務報表附註

For the year ended 31 December 2020

截至二零二零年十二月三十一日止年度

### 5. REVENUE (Continued)

#### (i) Revenue from goods and services (Continued)

##### *Performance obligations for contracts with customers (Continued)*

##### *Income from licensing of the musical works*

Revenue is recognised at a point in time when licenses of the Group's musical works were granted to the customers, being at the point the customer has the rights to use the musical works at their own desires. A receivable is recognised by the Group when the licenses of the Group's musical works are granted to the customers as this represents the point in time at which the right to consideration becomes unconditional, as only the passage of time is required before payment is due.

##### *Concerts and show income*

Concerts and show income are recognised at the point of completion of concerts and show to the customers. Full payments from customers before the start of the concerts and show are recognised as contract liabilities by the Group until the concerts and show have been performed to the customers. The Group requires certain customers to provide upfront deposits ranging from 10% to 30% of total contract sum, when the Group receives a deposit before the completion of concert and show, this will give rise to contract liabilities at the start of a contract, until the revenue recognised on the specific contract exceeds the amount of the deposit.

### 5. 收益 (續)

#### (i) 來自貨品及服務之收益 (續)

##### *與客戶合約之履約責任 (續)*

##### *音樂作品特許收入*

收益當本集團音樂作品特許權授予客戶(即客戶有權按其意願使用音樂作品)之時間點確認。本集團於本集團音樂作品特許權授予客戶時確認應收款項,原因為此舉表明有權收取代價的時間點成為無條件,即到期支付前只須待時間流逝。

##### *演唱會及表演收入*

演唱會及表演收入於向客戶提供的演唱會和表演服務完成的時間點確認。客戶於演唱會及表演開始前悉數支付的款項由本集團確認為合約負債,直至已向客戶提供演唱會和表演服務。本集團要求若干客戶按合約總金額的10%至30%提供預付訂金。當本集團於演唱會及表演結束前收到訂金,則此將於合約開始時產生合約負債,直至就指定合約確認的收益超過訂金金額。

# Notes to the Consolidated Financial Statements

## 綜合財務報表附註

For the year ended 31 December 2020

截至二零二零年十二月三十一日止年度

### 5. REVENUE (Continued)

#### (i) Revenue from goods and services (Continued)

##### *Performance obligations for contracts with customers (Continued)*

All the Group's contracts with customers with unsatisfied performance obligations have original expected duration of one year or less. As permitted under HKFRS 15, the transaction price allocated to the remaining performance obligations (unsatisfied or satisfied) as at 31 December 2020 and 2019 is not disclosed.

#### (ii) Leases

### 5. 收益 (續)

#### (i) 來自貨品及服務之收益 (續)

##### *與客戶合約之履約責任 (續)*

本集團所有未完成履約責任的客戶合約收益的原有預期期限為一年或以下。根據香港財務報告準則第15號所批准，並無披露於二零二零年及二零一九年十二月三十一日分配至餘下履約責任(未履行或已履行)的交易價。

#### (ii) 租賃

		2020 二零二零年 HK\$ 港元	2019 二零一九年 HK\$ 港元
For operating leases:	就經營租賃而言：		
Lease payments that are fixed	固定租賃付款	4,880,323	7,310,989

# Notes to the Consolidated Financial Statements

## 綜合財務報表附註

For the year ended 31 December 2020

截至二零二零年十二月三十一日止年度

### 6. SEGMENT INFORMATION

#### Segment revenue and results

Information reported to the executive directors of the Company, being the chief operating decision maker, for the purposes of resources allocation and assessment of segment performance focuses on types of goods or services delivered or provided.

The Group's reportable and operating segments are therefore as follows:

- (a) Money lending ("Lending Business");
- (b) Manufacturing and sales of printing and other products ("Manufacturing and Sales Business");
- (c) Artistes management, production and distribution of music albums ("Music and Entertainment Business");
- (d) Property development and investment ("Property Business"), including properties development projects and properties leasing and investments in the PRC, mini storage business and office leasing and properties leasing and investment in Hong Kong;
- (e) Securities trading ("Securities Trading Business"); and
- (f) Trading of printing products ("Trading Business").

An operating segment regarding the distribution of gaming machines ("Gaming Distribution Business") was discontinued in the year ended 31 December 2019. The segment information reported does not include any amounts for the discontinued operation, which are described in more details in note 12.

The following is an analysis of the Group's revenue and results from continuing operations by operating and reportable segment.

### 6. 分類資料

#### 分類收益及業績

就資源分配及分類表現評估而向本公司執行董事(即主要經營決策者)報告之資料,主要按所交付貨品或所提供服務類型劃分。

因此,本集團之可報告及經營分類如下:

- (a) 放貸(「放貸業務」);
- (b) 印刷及其他產品製造及銷售(「製造及銷售業務」);
- (c) 藝人管理、製作及發行音樂唱片及電影(「音樂及娛樂業務」);
- (d) 物業發展及投資(「物業業務」)(包括於中國之物業發展項目及物業租賃及投資,以及於香港之迷你倉業務、辦公室租賃、物業租賃及投資);
- (e) 證券買賣(「證券買賣業務」);及
- (f) 印刷產品貿易(「貿易業務」)。

分銷遊戲機之經營分類(「遊戲分銷業務」)於截至二零一九年十二月三十一日止年度已終止經營。所呈報分類資料並不包括已終止經營業務之任何金額,更多詳情於附註12描述。

本集團按經營及可報告分類劃分之收益及業績分析如下。

# Notes to the Consolidated Financial Statements

## 綜合財務報表附註

For the year ended 31 December 2020

截至二零二零年十二月三十一日止年度

### 6. SEGMENT INFORMATION (Continued)

#### Segment revenue and results (Continued)

		Revenue 收益		Segment (loss) profit 分類(虧損)溢利	
		2020 二零二零年	2019 二零一九年	2020 二零二零年	2019 二零一九年
		HK\$ 港元	HK\$ 港元	HK\$ 港元	HK\$ 港元
Lending Business	放貸業務	6,756,759	8,491,405	(26,850,426)	3,677,784
Manufacturing and Sales Business	製造及銷售業務	486,079,273	490,000,611	10,187,944	14,474,423
Music and Entertainment Business	音樂及娛樂業務	4,071,062	11,881,910	(8,527,786)	(7,165,748)
Property Business	物業業務	4,880,323	7,310,989	(14,416,509)	(9,051,586)
Securities Trading Business	證券買賣業務	-	-	(32,845,363)	(14,924,641)
Trading Business	貿易業務	30,887,078	42,900,332	1,670,886	6,621,250
<b>Total</b>	<b>總計</b>	<b>532,674,495</b>	<b>560,585,247</b>	<b>(70,781,254)</b>	<b>(6,368,518)</b>
Bank interest income	銀行利息收入			1,153,875	1,266,643
Impairment losses on loan to a joint venture	貸款予一間合營公司之 減值虧損			-	(3,222,914)
Unallocated corporate expenses	未分配企業開支			(18,796,063)	(13,042,575)
Share of results of joint ventures	應佔合營公司業績			(4,000)	(9,268)
Certain finance costs	若干融資成本			(11,107)	-
Loss before taxation from continuing operations	來自持續經營業務除稅前 虧損			<b>(88,438,549)</b>	<b>(21,376,632)</b>

All of the segment revenue reported above is from external customers.

The accounting policies of the operating and reportable segments are the same as the Group's accounting policies described in note 3. Segment (loss) profit represents the profit earned/loss incurred by each segment without allocation of bank interest income, impairment losses on loan to a joint venture, unallocated corporate expenses, share of results of joint ventures and certain finance costs on lease liabilities. This is the measure reported to the Group's management for the purpose of resources allocation and performance assessment.

### 6. 分類資料(續)

#### 分類收益及業績(續)

上文所報告之所有分類收益均來自外部客戶。

經營及可報告分類之會計政策與附註3所述之本集團會計政策相同。分類(虧損)溢利指各分類賺取之溢利/產生之虧損,當中並無分配銀行利息收入、貸款予一間合營公司之減值虧損、未分配企業開支、應佔合營公司業績及租賃負債的若干融資成本。此為就資源分配及表現評估向本集團管理層報告之計量方法。

# Notes to the Consolidated Financial Statements

## 綜合財務報表附註

For the year ended 31 December 2020

截至二零二零年十二月三十一日止年度

### 6. SEGMENT INFORMATION (Continued)

#### Segment assets and liabilities

The following is an analysis of the Group's assets and liabilities by operating and reportable segment:

As at 31 December 2020

		Lending Business	Manufacturing and Sales Business	Music and Entertainment Business	Property Business	Securities Trading Business	Trading Business	Segment total	Elimination	Consolidated
		放貸業務	製造及銷售業務	音樂及娛樂業務	物業業務	證券買賣業務	貿易業務	分類總計	對銷	綜合
		HK\$	HK\$	HK\$	HK\$	HK\$	HK\$	HK\$	HK\$	HK\$
		港元	港元	港元	港元	港元	港元	港元	港元	港元
Segment assets	分類資產	31,662,289	433,255,115	6,173,708	351,130,780	33,377,017	14,564,818	870,163,727	-	870,163,727
Other assets	其他資產									256,558,683
Consolidated assets	綜合資產									1,126,722,410
Segment liabilities	分類負債	2,079,629	224,056,802	2,184,487	38,801,917	187,554	11,984,440	279,294,829	-	279,294,829
Inter-group liabilities	集團間負債	76,770,136	-	-	-	97,751,111	-	174,521,247	(174,521,247)	-
Total	合計	78,849,765	224,056,802	2,184,487	38,801,917	97,938,665	11,984,440	453,816,076	(174,521,247)	279,294,829
Other liabilities	其他負債									17,500,038
Consolidated liabilities	綜合負債									296,794,867

### 6. 分類資料 (續)

#### 分類資產及負債

本集團按經營及可報告分類劃分之資產及負債分析如下：

於二零二零年十二月三十一日

As at 31 December 2019

		Lending Business	Manufacturing and Sales Business	Music and Entertainment Business	Property Business	Securities Trading Business	Trading Business	Segment total	Elimination	Consolidated
		放貸業務	製造及銷售業務	音樂及娛樂業務	物業業務	證券買賣業務	貿易業務	分類總計	對銷	綜合
		HK\$	HK\$	HK\$	HK\$	HK\$	HK\$	HK\$	HK\$	HK\$
		港元	港元	港元	港元	港元	港元	港元	港元	港元
Segment assets	分類資產	68,241,931	424,396,848	12,770,723	274,896,424	65,348,117	14,313,104	859,967,147	-	859,967,147
Other assets	其他資產									312,534,098
Consolidated assets	綜合資產									1,172,501,245
Segment liabilities	分類負債	1,338,495	210,650,931	4,557,481	39,973,577	119,465	9,188,340	265,828,289	-	265,828,289
Inter-group liabilities	集團間負債	96,555,847	-	-	-	94,490,774	-	191,046,621	(191,046,621)	-
Total	合計	97,894,342	210,650,931	4,557,481	39,973,577	94,610,239	9,188,340	456,874,910	(191,046,621)	265,828,289
Other liabilities	其他負債									20,454,570
Consolidated liabilities	綜合負債									286,282,859

於二零一九年十二月三十一日

# Notes to the Consolidated Financial Statements

## 綜合財務報表附註

For the year ended 31 December 2020

截至二零二零年十二月三十一日止年度

### 6. SEGMENT INFORMATION (Continued)

#### Segment assets and liabilities (Continued)

For the purposes of monitoring segment performance and allocating resources among segments:

- all assets are allocated to operating and reportable segments other than certain property and equipment, interest in a joint venture, certain equity instruments at FVTOCI, club membership, deferred tax assets, certain other receivables, prepayments and deposits, tax recoverable, short-term bank deposits and cash and cash equivalents.
- all liabilities are allocated to operating and reportable segments other than certain other payables and accruals, tax liabilities and deferred tax liabilities.

### 6. 分類資料 (續)

#### 分類資產及負債 (續)

就監察分類表現及於分類間分配資源而言：

- 除若干物業及設備、於一間合營公司之權益、透過其他全面收入按公平值列賬之若干股本工具、會所會籍、遞延稅項資產、若干其他應收款項、預付款項及訂金、可收回稅項、短期銀行存款以及現金及現金等值外，所有資產會分配至經營及可報告分類。
- 除若干其他應付款項及應計款項、稅項負債及遞延稅項負債外，所有負債會分配至經營及可報告分類。

# Notes to the Consolidated Financial Statements

## 綜合財務報表附註

For the year ended 31 December 2020

截至二零二零年十二月三十一日止年度

### 6. SEGMENT INFORMATION (Continued)

#### Other segment information

For the year ended 31 December 2020

### 6. 分類資料 (續)

#### 其他分類資料

截至二零二零年十二月三十一日止年度

	Lending Business	Manufacturing and Sales Business	Music and Entertainment Business	Property Business	Securities Trading Business	Trading Business	Segment total	Unallocated	Consolidated
	放貸業務	製造及銷售業務	音樂及娛樂業務	物業業務	證券買賣業務	貿易業務	分類總計	未分配	綜合
	HK\$	HK\$	HK\$	HK\$	HK\$	HK\$	HK\$	HK\$	HK\$
	港元	港元	港元	港元	港元	港元	港元	港元	港元
Amounts included in the measure of segment results from continuing operations or segment assets:	計算來自持續經營業務的分類業績或分類資產時計入之金額：								
Interest income (exclusion of interest income from Lending Business)	(6,610)	(71,988)	-	-	(619)	(2,678)	(81,895)	(1,155,321)	(1,237,216)
Interest expenses	39,542	4,174,700	-	633,160	6,331	13,222	4,866,955	11,107	4,878,062
Depreciation of property, plant and equipment	458,988	35,513,959	37,958	686,130	73,559	260,351	37,030,945	116,246	37,147,191
Allowance for provision of write-down of inventories	-	1,414,662	-	-	-	155,752	1,570,414	-	1,570,414
Net impairment losses on trade receivables	-	678,392	24,321	2,553	-	4,824	710,090	-	710,090
Net impairment losses on contract assets	-	855,504	-	-	-	-	855,504	-	855,504
Impairment losses on amounts due from related companies	-	-	1,236,756	-	-	-	1,236,756	-	1,236,756
Impairment losses on loans receivables	30,554,241	-	-	-	-	-	30,554,241	-	30,554,241
Additions to property, plant and equipment	2,063,390	44,771,830	-	996,938	142,199	334,332	48,308,689	-	48,308,689
Change in fair value of financial assets at FVTPL	-	-	-	-	32,529,639	-	32,529,639	-	32,529,639
Gain on disposal of property, plant and equipment	-	(322,912)	-	-	-	-	(322,912)	-	(322,912)
Change in fair value of investment properties	-	-	-	9,917,231	-	-	9,917,231	-	9,917,231

# Notes to the Consolidated Financial Statements

## 綜合財務報表附註

For the year ended 31 December 2020

截至二零二零年十二月三十一日止年度

### 6. SEGMENT INFORMATION (Continued)

#### Other segment information (Continued)

For the year ended 31 December 2019

### 6. 分類資料 (續)

#### 其他分類資料 (續)

截至二零一九年十二月三十一日止年度

	Lending Business	Manufacturing and Sales Business	Music and Entertainment Business	Property Business	Securities Trading Business	Trading Business	Segment total	Unallocated	Consolidated
	放貸業務	製造及銷售業務	音樂及娛樂業務	物業業務	證券買賣業務	貿易業務	分類總計	未分配	綜合
	HK\$	HK\$	HK\$	HK\$	HK\$	HK\$	HK\$	HK\$	HK\$
	港元	港元	港元	港元	港元	港元	港元	港元	港元
Amounts included in the measure of segment results from continuing operations or segment assets:	計算來自持續經營業務的分類業績或分類資產時計入之金額：								
Interest income (exclusion of interest income from Lending Business)	(4,372)	(69,087)	-	-	(613)	(2,561)	(76,633)	(1,266,643)	(1,343,276)
Interest expenses	117,310	4,929,768	-	846,048	7,161	20,677	5,920,964	-	5,920,964
Depreciation of property, plant and equipment	285,773	28,116,894	50,640	1,062,793	75,314	419,438	30,010,852	140,455	30,151,307
Allowance for provision of write-down of inventories	-	-	-	-	-	791,079	791,079	-	791,079
Net impairment losses (reversal of impairment losses) on trade receivables	-	184,140	47,068	-	-	(1,527)	229,681	-	229,681
Net impairment losses on contract assets	-	68,705	-	-	-	-	68,705	-	68,705
Impairment losses on loan to a joint venture	-	-	-	-	-	-	-	3,222,914	3,222,914
Impairment losses on loans receivables	1,348,580	-	-	-	-	-	1,348,580	-	1,348,580
Gain on disposal of property, plant and equipment	-	(619,578)	-	-	-	-	(619,578)	-	(619,578)
Additions to property, plant and equipment	5,456	65,577,037	-	971,883	-	150,353	66,704,729	-	66,704,729
Gain recognised in respect of loan to a joint venture	-	-	-	(1,775,100)	-	-	(1,775,100)	-	(1,775,100)
Change in fair value of financial assets at FVTPL	-	-	-	6,651,180	15,189,024	-	21,840,204	-	21,840,204
Change in fair value of investment properties	-	-	-	17,966,974	-	-	17,966,974	-	17,966,974
Gain on disposal of a subsidiary	-	-	-	(11,807,968)	-	-	(11,807,968)	-	(11,807,968)



# Notes to the Consolidated Financial Statements

## 綜合財務報表附註

For the year ended 31 December 2020

截至二零二零年十二月三十一日止年度

### 6. SEGMENT INFORMATION (Continued)

#### Revenue from major products and services

The following is an analysis of the Group's revenue from continuing operations from its major products and services:

		2020 二零二零年 HK\$ 港元	2019 二零一九年 HK\$ 港元
Sales of printing products	印刷產品銷售	516,966,351	532,900,943
Artistes management fee income	藝人管理費收入	57,917	862,133
Concerts and show income	演唱會及表演收入	–	3,236,150
Income from the licensing of the musical works	音樂作品特許收入	3,029,834	3,100,522
Loan interest income from Lending Business	來自放貸業務之貸款 利息收入	6,756,759	8,491,405
Other music and entertainment services	其他音樂及娛樂服務	–	124,540
Promotion income	宣傳收入	153,333	750,367
Rental income	租金收入	4,880,323	7,310,989
Sales of albums	唱片銷售	829,978	3,808,198
		532,674,495	560,585,247

#### Geographical information

The Group's operation of Manufacturing and Sales Business and Property Business are located in Hong Kong and the PRC. The Group's operation of Lending Business, Trading Business, Music and Entertainment Business and Securities Trading Business are located in Hong Kong.

### 6. 分類資料 (續)

#### 來自主要產品及服務之收益

以下為本集團來自其主要產品及服務之持續經營業務收益分析：

	2020 二零二零年 HK\$ 港元	2019 二零一九年 HK\$ 港元
Sales of printing products	516,966,351	532,900,943
Artistes management fee income	57,917	862,133
Concerts and show income	–	3,236,150
Income from the licensing of the musical works	3,029,834	3,100,522
Loan interest income from Lending Business	6,756,759	8,491,405
Other music and entertainment services	–	124,540
Promotion income	153,333	750,367
Rental income	4,880,323	7,310,989
Sales of albums	829,978	3,808,198
	532,674,495	560,585,247

#### 地區資料

本集團之製造及銷售業務及物業業務均在香港及中國經營。本集團之放貸業務、貿易業務、音樂及娛樂業務以及證券買賣業務則在香港經營。

# Notes to the Consolidated Financial Statements

## 綜合財務報表附註

For the year ended 31 December 2020

截至二零二零年十二月三十一日止年度

### 6. SEGMENT INFORMATION (Continued)

#### Geographical information (Continued)

The Group's revenue from continuing operations from external customers and information about non-current assets by geographical location of the customers and assets respectively are set out below:

		Revenue from external customers 來自外部客戶之收益		Non-current assets 非流動資產	
		2020 二零二零年 HK\$ 港元	2019 二零一九年 HK\$ 港元	2020 二零二零年 HK\$ 港元	2019 二零一九年 HK\$ 港元
Hong Kong	香港	227,654,406	211,157,605	213,140,186	226,655,112
The PRC	中國	200,393,633	242,748,490	260,559,576	315,565,055
Europe	歐洲	27,607,233	38,338,407	-	-
United States	美國	50,065,286	41,805,786	-	-
Others	其他	26,953,937	26,534,959	-	-
		532,674,495	560,585,247	473,699,762	542,220,167

Note: Non-current assets exclude financial assets and deferred tax assets.

附註：非流動資產不包括金融資產及遞延稅項資產。

#### Information about major customers

There was no customer contributing over 10% of total sales of the Group for the years ended 31 December 2020 and 2019.

#### 主要客戶資料

於截至二零二零年及二零一九年十二月三十一日止年度，概無客戶貢獻佔本集團銷售總額超過10%。

### 6. 分類資料 (續)

#### 地區資料 (續)

本集團來自外部客戶之持續經營業務收益及有關非流動資產之資料分別按客戶及資產所在地區載列如下：

## Notes to the Consolidated Financial Statements

### 綜合財務報表附註

For the year ended 31 December 2020

截至二零二零年十二月三十一日止年度

#### 7. OTHER GAINS AND LOSSES

#### 7. 其他收益及虧損

		2020 二零二零年 HK\$ 港元	2019 二零一九年 HK\$ 港元
<b>Continuing operations:</b>	<b>持續經營業務：</b>		
Net foreign exchange (loss) gain	外匯(虧損)收益淨額	<b>(8,151,710)</b>	980,712
Change in fair value of investment properties (note 16)	投資物業之公平值變動(附註16)	<b>(9,917,231)</b>	(17,966,974)
Gain on disposal of a subsidiary (note 35)	出售一家附屬公司之收益(附註35)	-	11,807,968
Net gain on disposal of property, plant and equipment	出售物業、廠房及設備之收益淨額	<b>322,912</b>	619,578
Gain recognised in respect of loan to a joint venture	就貸款予合營公司確認之收益	-	1,775,100
Change in fair value in financial assets at FVTPL	透過損益按公平值列賬之金融資產之公平值變動	<b>(32,529,639)</b>	(21,840,204)
		<b>(50,275,668)</b>	(24,623,820)

#### 8. FINANCE COSTS

#### 8. 融資成本

		2020 二零二零年 HK\$ 港元	2019 二零一九年 HK\$ 港元
<b>Continuing operations:</b>	<b>持續經營業務：</b>		
Interest on:	以下項目之利息：		
Bank borrowings	銀行借貸	<b>2,446,816</b>	3,211,865
Amount due to a related company	應付一間關連公司款項	<b>62,349</b>	96,425
Lease liabilities	租賃負債	<b>2,368,897</b>	2,612,674
		<b>4,878,062</b>	5,920,964

# Notes to the Consolidated Financial Statements

## 綜合財務報表附註

For the year ended 31 December 2020

截至二零二零年十二月三十一日止年度

### 9. DIRECTORS', CHIEF EXECUTIVE'S AND EMPLOYEES' EMOLUMENTS

#### Directors' and chief executive's remuneration

The emoluments paid or payable to each of the nine (2019: nine) directors are as follows:

	Executive directors 執行董事		Non-executive directors 非執行董事			Independent non-executive directors 獨立非執行董事			Alternate director 替任董事	Total 總計
	SUEK Ka Lun, Ernie 薛嘉麟 HK\$ 港元	SUEK Chai Hong 薛濟匡 HK\$ 港元 <i>(note i)</i> <i>(附註)</i>	CHAN Kwing Choi, Warren 陳炯材 HK\$ 港元	WONG Sun Fat 黃新發 HK\$ 港元	NG Wai Kwan 吳惠群 HK\$ 港元	LEE Kwok Wan 李國雲 HK\$ 港元	CHU Gun Pui 朱瑾沛 HK\$ 港元	LAI Sai Wo, Ricky 賴世和 HK\$ 港元	LAU Kam Cheong 劉錦昌 HK\$ 港元	
2020	二零二零年									
Fees	-	-	161,492	120,000	120,000	120,000	120,000	120,000	-	761,492
Other emoluments	Other emoluments									
- Salaries and other benefits	2,245,534	1,345,131	-	-	-	-	-	-	494,523	4,085,188
- Contributions to retirement benefits schemes	18,000	18,000	8,500	-	-	-	-	-	18,000	62,500
Total emoluments	2,263,534	1,363,131	169,992	120,000	120,000	120,000	120,000	120,000	512,523	4,909,180

	Executive directors 執行董事		Non-executive directors 非執行董事			Independent non-executive directors 獨立非執行董事			Alternate director 替任董事	Total 總計
	SUEK Ka Lun, Ernie 薛嘉麟 HK\$ 港元	SUEK Chai Hong 薛濟匡 HK\$ 港元 <i>(note i)</i> <i>(附註)</i>	CHAN Kwing Choi, Warren 陳炯材 HK\$ 港元	WONG Sun Fat 黃新發 HK\$ 港元	NG Wai Kwan 吳惠群 HK\$ 港元	LEE Kwok Wan 李國雲 HK\$ 港元	CHU Gun Pui 朱瑾沛 HK\$ 港元	LAI Sai Wo, Ricky 賴世和 HK\$ 港元	LAU Kam Cheong 劉錦昌 HK\$ 港元	
2019	二零一九年									
Fees	-	-	161,492	120,000	120,000	120,000	120,000	120,000	-	761,492
Other emoluments	Other emoluments									
- Salaries and other benefits	2,292,000	1,368,000	-	-	-	-	-	-	463,640	4,123,640
- Contributions to retirement benefits schemes	18,000	18,000	8,500	-	-	-	-	-	18,000	62,500
Total emoluments	2,310,000	1,386,000	169,992	120,000	120,000	120,000	120,000	120,000	481,640	4,947,632

### 9. 董事、行政總裁及僱員酬金

#### 董事及行政總裁酬金

以下為已付或應付予九名(二零一九年：九名)董事之酬金：

# Notes to the Consolidated Financial Statements

## 綜合財務報表附註

For the year ended 31 December 2020

截至二零二零年十二月三十一日止年度

### 9. DIRECTORS', CHIEF EXECUTIVE'S AND EMPLOYEES' EMOLUMENTS (Continued)

#### Directors' and chief executive's remuneration (Continued)

Notes:

- (i) Mr. SUEK Chai Hong is also the chief executive of the Company and his remuneration disclosed above included those for services rendered by him as chief executive.
- (ii) The emoluments of executive directors were for their services in connection with the management of the affairs of the Company and the Group. The emoluments of non-executive directors and independent non-executive directors were for their services as the directors of the Company.
- (iii) Incentive performance bonuses for the years ended 31 December 2020 and 2019 were determined by the remuneration committee and approved by the board of directors having regard to the performance and duties of directors.

There was no arrangement under which a director or the chief executive waived or agreed to waive any remuneration during the year.

No emoluments were paid by the Group to the directors of the Company as an inducement to join or upon joining the Group or as compensation for loss of office in any of the year.

### 9. 董事、行政總裁及僱員酬金 (續)

#### 董事及行政總裁酬金 (續)

附註：

- (i) 薛濟匡先生亦為本公司之行政總裁，其於上文披露之酬金已包括其身為行政總裁所提供服務之酬金。
- (ii) 執行董事之薪酬乃就彼等管理本公司及本集團的事宜所提供之服務發放。非執行董事及獨立非執行董事之薪酬乃就彼等作為本公司董事所提供之服務而發放。
- (iii) 截至二零二零年及二零一九年十二月三十一日止年度的獎勵表現花紅乃由本公司薪酬委員會釐定，並經董事會批准，當中已考慮董事的表現及職務。

於本年度，概無董事或行政總裁放棄或同意放棄任何薪酬之安排。

於任何有關年度，本集團概無向本公司董事支付任何酬金，作為加入本集團或加盟後之獎勵或離職之補償。

# Notes to the Consolidated Financial Statements

## 綜合財務報表附註

For the year ended 31 December 2020

截至二零二零年十二月三十一日止年度

### 9. DIRECTORS', CHIEF EXECUTIVE'S AND EMPLOYEES' EMOLUMENTS (Continued)

#### Employees' emoluments

Of the five individuals with the highest emoluments in the Group, two (2019: two) were directors of the Company whose emoluments are set out above. The emoluments of the remaining three (2019: three) highest paid employees who were neither a director nor chief executive of the Company are as follows:

		2020 二零二零年 HK\$ 港元	2019 二零一九年 HK\$ 港元
Salaries and other benefits	薪金及其他福利	3,192,110	3,092,400
Bonus ( <i>note</i> )	花紅 ( <i>附註</i> )	–	26,631
Contributions to retirement benefits schemes	退休福利計劃供款	54,000	54,000
		<b>3,246,110</b>	<b>3,173,031</b>

*Note:* Bonus was determined based on their duties and responsibilities of the relevant individuals within the Group and the Group's performance.

### 9. 董事、行政總裁及僱員酬金 (續)

#### 僱員酬金

在本集團五名最高薪人士中，兩名(二零一九年：兩名)為本公司董事，彼等酬金之詳情已載於上文。其餘三名(二零一九年：三名)並非本公司董事或行政總裁之最高薪僱員之酬金如下：

*附註：* 花紅乃根據彼等各自於本集團的職責及責任以及本集團的業績釐定。

## Notes to the Consolidated Financial Statements

### 綜合財務報表附註

For the year ended 31 December 2020

截至二零二零年十二月三十一日止年度

#### 9. DIRECTORS', CHIEF EXECUTIVE'S AND EMPLOYEES' EMOLUMENTS (Continued)

##### Employees' emoluments (Continued)

The number of the highest paid employees who were not the directors of the Company and whose remuneration fell within the following bands is as follows:

		2020 二零二零年 Number of employees 僱員人數	2019 二零一九年 Number of employees 僱員人數
Nil to HK\$1,000,000	零至1,000,000港元	2	2
HK\$1,500,001 to HK\$2,000,000	1,500,001港元至 2,000,000港元	1	1
		3	3

No emoluments were paid by the Group to the five highest paid individuals as an inducement to join or upon joining the Group or as compensation for loss of office in any of the years.

#### 9. 董事、行政總裁及僱員酬金 (續)

##### 僱員酬金 (續)

並非本公司董事之最高薪僱員的酬金屬於以下範圍之人數如下：

於任何年度，本集團概無向五名最高薪人士支付任何酬金，作為加入本集團或加盟後之獎勵或離職之補償。

# Notes to the Consolidated Financial Statements

## 綜合財務報表附註

For the year ended 31 December 2020

截至二零二零年十二月三十一日止年度

### 10. TAXATION CREDIT (CHARGE)

### 10. 稅項抵免 (支出)

		2020 二零二零年 HK\$ 港元	2019 二零一九年 HK\$ 港元
<b>Continuing operations:</b>	<b>持續經營業務：</b>		
The taxation comprises:	稅項包括：		
Hong Kong Profits Tax	香港利得稅		
Charge for the year	本年支出	<b>(1,596,104)</b>	(2,285,026)
Overprovision in prior years	過往年度超額撥備	<b>401,092</b>	122,914
		<b>(1,195,012)</b>	(2,162,112)
PRC Enterprise Income Tax	中國企業所得稅		
Charge for the year	本年支出	-	(6,296,056)
Overprovision in prior years	過往年度超額撥備	<b>2,807,805</b>	-
		<b>2,807,805</b>	(6,296,056)
		<b>1,612,793</b>	(8,458,168)
Deferred tax (charge) credit for the year (note 32)	本年遞延稅項 (支出) 抵免 (附註32)	<b>(491,299)</b>	2,478,941
		<b>1,121,494</b>	(5,979,227)

On 21 March 2018, the Hong Kong Legislative Council passed The Inland Revenue (Amendment) (No. 7) Bill 2017 (the "Bill") which introduces the two-tiered profits tax rates regime. The Bill was signed into law on 28 March 2018 and was gazetted on the following day. Under the two-tiered profits tax rates regime, the first HK\$2 million of profits of the qualifying group entity will be taxed at 8.25%, and profits above HK\$2 million will be taxed at 16.5%. The profits of group entities not qualifying for the two-tiered profits tax rates regime will continue to be taxed at a flat rate of 16.5%.

For the years ended 31 December 2020 and 2019, Hong Kong Profits Tax is calculated at 8.25% on the first HK\$2 million of the estimated assessable profits of one of the subsidiaries of the Company and at 16.5% on the estimated assessable profits above HK\$2 million. The profits of corporation not qualified for the two-tier profit tax regime will continue to be taxed at a flat rate of 16.5%.

於二零一八年三月二十一日，香港立法會通過《2017年稅務(修訂)(第7號)條例草案》(「草案」)，引入兩級利得稅稅率制度。草案於二零一八年三月二十八日獲簽署成為法律，並於翌日刊憲。根據兩級利得稅稅率制度，合資格集團實體的首2,000,000港元溢利將按8.25%徵稅，而超過2,000,000港元的部分則按16.5%徵稅。不符合兩級利得稅稅率制度的集團實體，其溢利將繼續劃一按16.5%徵稅。

於截至二零二零年及二零一九年十二月三十一日止年度，香港利得稅乃按本公司其中一間附屬公司估計應課稅溢利之首2,000,000港元按8.25%計算，而超過2,000,000港元的估計應課稅溢利則按16.5%計算。不符合兩級利得稅稅率制度的企業的溢利，將繼續劃一按16.5%徵稅。



# Notes to the Consolidated Financial Statements

## 綜合財務報表附註

For the year ended 31 December 2020

截至二零二零年十二月三十一日止年度

### 10. TAXATION CREDIT (CHARGE) (Continued)

Under the Law of the PRC on Enterprise Income Tax (the "EIT Law") and Implementation Regulations of the EIT Law, the tax rate of the PRC subsidiaries is 25% for both years.

The taxation credit (charge) for the year can be reconciled to the loss before taxation from continuing operations per the consolidated statement of profit or loss and other comprehensive income as follows:

### 10. 稅項抵免(支出)(續)

根據《中國企業所得稅法》(「《企業所得稅法》」)及《企業所得稅法實施條例》，中國附屬公司於兩個年度之稅率均為25%。

年內稅項抵免(支出)可與綜合損益及其他全面收入報表所示來自持續經營業務的除稅前虧損對賬如下：

		2020 二零二零年 HK\$ 港元	2019 二零一九年 HK\$ 港元
Loss before taxation from continuing operations	來自持續經營業務的除稅前虧損	<b>(88,438,549)</b>	(21,376,632)
Tax at the income tax rate of 16.5% (2019: 16.5%)	按所得稅稅率16.5% (二零一九年：16.5%) 計算之稅項	<b>14,592,361</b>	3,527,144
Tax effect of expenses not deductible for tax purposes	不可扣稅開支之稅務影響	<b>(3,944,863)</b>	(4,958,676)
Tax effect of income not taxable for tax purposes	毋須課稅收入之稅務影響	<b>3,367,836</b>	2,615,189
Tax effect of tax losses not recognised	未獲確認稅務虧損之稅務影響	<b>(16,374,717)</b>	(9,243,029)
Overprovision in prior years	過往年度超額撥備	<b>3,208,897</b>	122,914
Utilisation of tax losses previously not recognised	動用先前未確認之稅務虧損	<b>513,619</b>	-
Effect of different tax rates of subsidiaries operating in other jurisdictions	於其他司法權區經營之附屬公司不同稅率之影響	<b>(405,979)</b>	(3,206,240)
Tax effect of share of results of joint ventures	分佔合營公司業績之稅務影響	<b>(660)</b>	(1,529)
Tax effect of two-tiered tax rate	兩級稅率之稅務影響	<b>165,000</b>	165,000
Tax effect of deferred tax liabilities resulting from withholding tax on undistributed profits	未分配溢利的預扣稅產生的遞延稅項負債的稅務影響	-	5,000,000
Taxation credit (charge) for the year from continuing operations	來自持續經營業務的年內稅項抵免(支出)	<b>1,121,494</b>	(5,979,227)

# Notes to the Consolidated Financial Statements

## 綜合財務報表附註

For the year ended 31 December 2020

截至二零二零年十二月三十一日止年度

### 11. LOSS FOR THE YEAR FROM CONTINUING OPERATIONS

### 11. 來自持續經營業務本年虧損

		2020 二零二零年 HK\$ 港元	2019 二零一九年 HK\$ 港元
Loss for the year from continuing operations has been arrived at after charging (crediting):	計算來自持續經營業務本年虧損時已扣除(計入):		
Auditor's remuneration	核數師酬金	2,100,000	2,100,000
Cost of inventories recognised as an expense (including allowance for provision of write-down of inventories of HK\$1,570,414 (2019: HK\$791,079))	確認為開支之存貨成本(包括計提撇減存貨撥備1,570,414港元(二零一九年: 791,079港元))	226,205,655	210,084,515
Depreciation of right-of-use assets	使用權資產折舊	8,758,023	9,687,255
Depreciation of other property, plant and equipment	其他物業、廠房及設備折舊	28,389,168	20,464,052
Depreciation of property, plant and equipment	物業、廠房及設備折舊	37,147,191	30,151,307
Less: included in cost of sales and services	減: 計入銷售及服務成本	(21,449,420)	(18,795,412)
		15,697,771	11,355,895
Staff costs including directors' emoluments	員工成本(包括董事酬金)		
– Salaries, wages and other benefits	– 薪金、工資及其他福利	155,240,175	162,350,679
– Contributions to retirement benefits schemes	– 退休福利計劃供款	2,135,822	9,131,076
Less: included in cost of sales and services	減: 計入銷售及服務成本	(92,564,118)	(97,328,520)
		64,811,879	74,153,235
Legal and professional fees	法律及專業費用	11,424,078	7,038,181
Gross rental income from investment properties	來自投資物業之租金收入總額	(4,880,323)	(7,310,989)
Less: Direct operating expenses incurred for investment properties that generated rental income during the year	減: 本年產生租金收入之投資物業產生之直接經營開支	291,480	286,707
		(4,588,843)	(7,024,282)

# Notes to the Consolidated Financial Statements

## 綜合財務報表附註

For the year ended 31 December 2020

截至二零二零年十二月三十一日止年度

### 11. LOSS FOR THE YEAR FROM CONTINUING OPERATIONS (Continued)

### 11. 來自持續經營業務本年虧損(續)

		2020 二零二零年 HK\$ 港元	2019 二零一九年 HK\$ 港元
The following items are included in impairment losses under expected credit loss model, on financial assets and contract assets, net of reversal:	以下項目已計入金融資產及合約資產於預期信貸虧損模式項下之減值虧損，扣除撥回：		
– Net impairment losses on trade receivables	– 貿易應收款項之減值虧損淨額	710,090	229,681
– Net impairment losses on contract assets	– 合約資產之減值虧損淨額	855,504	68,705
– Impairment losses on loans receivable	– 應收貸款之減值虧損	30,554,241	1,348,580
– Impairment losses on loan to a joint venture	– 貸款予一家合營公司之減值虧損	–	3,222,914
– Impairment losses on amounts due from related companies	– 應收關連公司款項之減值虧損	1,236,756	–
The following items are included in other interest income:	以下項目已計入其他利息收入：		
– Bank interest income	– 銀行利息收入	(1,153,875)	(1,266,643)
– Interest income on rental deposits	– 租金按金之利息收入	(83,341)	(76,633)
The following items are included in other income:	以下項目已計入其他收入：		
– Dividend income	– 股息收入	(528,550)	(1,087,856)
– Government grants (Note)	– 政府補助(附註)	(10,552,678)	(4,433,645)
– Others	– 其他	(1,537,349)	(195,724)

Note:

For the year ended 31 December 2020, government grants represented the Employment Support Scheme launched by the Hong Kong government of HK\$4,518,785, one-off government grants in the PRC of HK\$3,036,252 related to grants under Covid-19 pandemic. The remaining HK\$2,997,641 (2019: HK\$4,433,645) represented the government grants that are receivable as a compensation for expenses incurred during the year ended 31 December 2020.

附註：

截至二零二零年十二月三十一日止年度，政府補助指香港政府推出的保就業計劃4,518,785港元及中國有關Covid-19疫情的補助之一次性政府補助3,036,252港元。餘額2,997,641港元(二零一九年：4,433,645港元)指就於截至二零二零年十二月三十一日止年度產生的開支補助而應收的政府補助。

# Notes to the Consolidated Financial Statements

## 綜合財務報表附註

For the year ended 31 December 2020

截至二零二零年十二月三十一日止年度

### 12. DISCONTINUED OPERATION

Taking into consideration the adverse impact of the Gaming Distribution Business on the Group's overall financial performance and other factors, the directors of the Company determined to terminate this business in June 2019 and thus the operation of the Gaming Distribution Business had been discontinued.

The results of the Gaming Distribution Business for the year ended 31 December 2019, which have been included in the consolidated statement of profit or loss and other comprehensive income for the year ended 31 December 2019, were as follows:

### 12. 已終止經營業務

經考慮遊戲分銷業務對本集團之整體財務表現之不利影響及其他因素，本公司董事決定於二零一九年六月終止此業務，因此遊戲分銷業務已終止營運。

遊戲分銷業務於截至二零一九年十二月三十一日止年度之業績已計入截至二零一九年十二月三十一日止年度之綜合損益及其他全面收入報表如下：

		2019 二零一九年 HK\$ 港元
Other income	其他收入	944
Administrative expenses	行政開支	(3,618,365)
Loss before taxation from discontinued operation	來自已終止經營業務除稅前虧損	(3,617,421)
Taxation	稅項	-
Loss for the year from discontinued operation	來自已終止經營業務本年虧損	(3,617,421)

Loss for the year from discontinued operation has been arrived at after charging:

計算來自已終止經營業務本年虧損時已扣除：

		2019 二零一九年 HK\$ 港元
Depreciation of property and equipment	物業及設備折舊	512,387
Staff costs:	員工成本：	
- Salaries, wages and other benefits	- 薪金、工資及其他福利	1,471,142
- Contributions to retirement benefits schemes	- 退休福利計劃供款	83,086
Total staff cost	總員工成本	1,554,228

# Notes to the Consolidated Financial Statements

## 綜合財務報表附註

For the year ended 31 December 2020

截至二零二零年十二月三十一日止年度

### 13. DIVIDENDS

No dividend was paid or proposed for the years ended 31 December 2020 and 2019, nor has any dividend been proposed since the end of the reporting period.

### 14. LOSS PER SHARE

The calculation of the basic loss per share from continuing operations attributable to owners of the Company is based on the following data:

Loss figures are calculated as follows:

		2020 二零二零年 HK\$ 港元	2019 二零一九年 HK\$ 港元
Loss for the year attributable to owners of the Company	本公司擁有人應佔本年虧損	<b>(87,187,111)</b>	(30,782,482)
Less: loss for the year from discontinued operation	減：來自已終止經營業務本年虧損	<b>N/A 不適用</b>	3,617,421
Loss for the purpose of calculating basic loss per share	用於計算每股基本虧損之虧損	<b>(87,187,111)</b>	(27,165,061)

		2020 二零二零年	2019 二零一九年
Number of ordinary shares in issue for the purpose of calculating basic loss per share	用於計算每股基本虧損之已發行普通股數目	<b>253,639,456</b>	253,639,456

No separate diluted loss per share information has been presented as there were no potential ordinary shares outstanding issue for both years.

### 13. 股息

截至二零二零年及二零一九年十二月三十一日止年度內並無派付或建議派發任何股息，自報告期末以來亦無建議派發任何股息。

### 14. 每股虧損

本公司擁有人應佔來自持續經營業務的每股基本虧損乃基於以下數據計算：

虧損數字計算如下：

由於兩個年度均並無發行在外之潛在普通股，故並無獨立呈列每股攤薄虧損之資料。

# Notes to the Consolidated Financial Statements

## 綜合財務報表附註

For the year ended 31 December 2020

截至二零二零年十二月三十一日止年度

### 14. LOSS PER SHARE (Continued)

The calculation of the basic loss per share from continuing and discontinued operations attributable to owners of the Company is based on the following data:

		2020 二零二零年 HK\$ 港元	2019 二零一九年 HK\$ 港元
Loss for the year attributable to owners of the Company for the purpose of calculating basic loss per share	用於計算每股基本虧損之本公司擁有人應佔本年虧損	(87,187,111)	(30,782,482)

The denominators used are the same as those detailed above for both basic loss per share.

#### From discontinued operation

Basic loss per share for the discontinued operations is HK1.43 cents for the year ended 31 December 2019, based on the loss for the year from the discontinued operation of HK\$3,617,421 and the denominators detailed above for both basic loss per share.

### 14. 每股虧損 (續)

本公司擁有人應佔來自持續經營及已終止經營業務之每股基本虧損乃基於以下數據計算：

每股基本虧損採用之分母與以上詳述者相同。

#### 來自已終止經營業務

截至二零一九年十二月三十一日止年度，已終止經營業務之每股基本虧損為每股1.43港仙，乃根據來自已終止經營業務本年虧損3,617,421港元及上文所詳述計算每股基本虧損所採用之分母計算。

# Notes to the Consolidated Financial Statements

## 綜合財務報表附註

For the year ended 31 December 2020

截至二零二零年十二月三十一日止年度

### 15. PROPERTY, PLANT AND EQUIPMENT

### 15. 物業、廠房及設備

		Construction in progress	Leasehold lands and buildings	Leasehold improvements	Furniture, fixtures and office equipment	Machinery and equipment	Motor vehicles	Total
		在建工程	租賃土地及 樓宇	租賃物業裝修	傢俬、裝置及 辦公室設備	機器及設備	汽車	總計
		HK\$ 港元	HK\$ 港元	HK\$ 港元	HK\$ 港元	HK\$ 港元	HK\$ 港元	HK\$ 港元
<b>COST</b>	<b>成本</b>							
At 1 January 2019	於二零一九年一月一日	8,460,383	269,282,098	57,827,554	51,046,022	474,241,366	15,960,884	876,818,307
Exchange adjustments	匯兌調整	(283,363)	(1,718,320)	(509,811)	(174,306)	(3,423,586)	(89,803)	(6,199,189)
Additions	添置	5,865,104	-	4,496,650	2,237,504	50,675,992	3,429,479	66,704,729
Disposals	出售	-	-	-	(6,536)	(1,344,037)	-	(1,350,573)
Written-off	撇銷	-	-	(940,081)	(1,761,504)	-	-	(2,701,585)
At 31 December 2019	於二零一九年十二月三十一日	14,042,124	267,563,778	60,874,312	51,341,180	520,149,735	19,300,560	933,271,689
Exchange adjustments	匯兌調整	2,830,368	5,757,507	1,872,958	702,309	10,555,581	303,390	22,022,113
Additions	添置	1,109,279	5,039,321	7,798,246	5,190,449	28,016,014	1,155,380	48,308,689
Disposals	出售	-	-	-	(72,768)	(6,227,399)	-	(6,300,167)
Transfer to properties under development for sale (note 21)	轉撥至待售發展中物業 (附註21)	(17,981,771)	(59,210,968)	-	-	-	-	(77,192,739)
Eliminated upon leases expired	於租賃到期時對銷	-	(1,736,014)	-	-	-	-	(1,736,014)
At 31 December 2020	於二零二零年十二月三十一日	-	217,413,624	70,545,516	57,161,170	552,493,931	20,759,330	918,373,571
<b>DEPRECIATION AND IMPAIRMENT</b>	<b>折舊及減值</b>							
At 1 January 2019	於二零一九年一月一日	-	56,310,560	46,366,421	47,554,345	441,573,546	13,606,844	605,411,716
Exchange adjustments	匯兌調整	-	(120,910)	(265,754)	(81,725)	(1,003,086)	(46,765)	(1,518,240)
Provided for the year	本年撥備	-	13,153,543	6,322,162	1,974,477	7,577,407	1,636,105	30,663,694
Eliminated on disposals	出售時對銷	-	-	-	(1,507)	(862,226)	-	(863,733)
Eliminated on written-off	撇銷時對銷	-	-	(940,081)	(1,761,504)	-	-	(2,701,585)
At 31 December 2019	於二零一九年十二月三十一日	-	69,343,193	51,482,748	47,684,086	447,285,641	15,196,184	630,991,852
Exchange adjustments	匯兌調整	-	3,598,653	1,481,161	373,115	3,023,320	187,759	8,664,008
Provided for the year	本年撥備	-	14,681,615	6,647,818	2,455,914	11,686,317	1,675,527	37,147,191
Eliminated on disposals	出售時對銷	-	-	-	-	(4,007,967)	-	(4,007,967)
Transfer to properties under development for sale	轉撥至待售發展中物業	-	(2,345,400)	-	-	-	-	(2,345,400)
Eliminated upon leases expired	於租賃到期時對銷	-	(1,736,014)	-	-	-	-	(1,736,014)
At 31 December 2020	於二零二零年十二月三十一日	-	83,542,047	59,611,727	50,513,115	457,987,311	17,059,470	668,713,670
<b>CARRYING VALUES</b>	<b>賬面值</b>							
At 31 December 2020	於二零二零年十二月三十一日	-	133,871,577	10,933,789	6,648,055	94,506,620	3,699,860	249,659,901
At 31 December 2019	於二零一九年十二月三十一日	14,042,124	198,220,585	9,391,564	3,657,094	72,864,094	4,104,376	302,279,837

# Notes to the Consolidated Financial Statements

## 綜合財務報表附註

For the year ended 31 December 2020

截至二零二零年十二月三十一日止年度

### 15. PROPERTY, PLANT AND EQUIPMENT (Continued)

The above items of property, plant and equipment, other than construction in progress, after taking into account the residual values, are depreciated on a straight-line basis at the following rates per annum:

Leasehold lands and buildings	Over the shorter of the lease terms or 30 – 50 years
Leasehold improvements	12.5% – 20%
Furniture, fixtures and office equipment	10% – 25%
Machinery and equipment	10% – 25%
Motor vehicles	25% – 33 $\frac{1}{3}$ %

### 15. 物業、廠房及設備 (續)

上述物業、廠房及設備項目(在建工程除外)之折舊乃採用以下年率按直線法計算：

租賃土地及樓宇	按租約期限或30至50年(以較短者為準)
租賃物業裝修傢俬、裝置及辦公室設備	12.5% – 20%
機器及設備	10% – 25%
汽車	25% – 33 $\frac{1}{3}$ %

		2020 二零二零年 HK\$ 港元	2019 二零一九年 HK\$ 港元
The carrying values of leasehold land and buildings shown above comprise:	上述租賃土地及樓宇之賬面值包括：		
Leasehold land and buildings in Hong Kong	位於香港之租賃土地及樓宇	<b>11,588,139</b>	10,910,677
Leasehold land and buildings in PRC	位於中國之租賃土地及樓宇	<b>122,283,438</b>	187,309,908
		<b>133,871,577</b>	198,220,585



# Notes to the Consolidated Financial Statements

## 綜合財務報表附註

For the year ended 31 December 2020

截至二零二零年十二月三十一日止年度

### 15. PROPERTY, PLANT AND EQUIPMENT (Continued)

The Group as lessee

*Right-of-use assets (included in the property, plant and equipment)*

### 15. 物業、廠房及設備 (續)

本集團作為承租人

*使用權資產 (計入物業、廠房及設備)*

		Leasehold land and building 租賃土地及樓宇 HK\$ 港元
<b>At 31 December 2019</b>	<b>於二零一九年十二月三十一日</b>	
Carrying amount	賬面值	110,635,281
<b>At 31 December 2020</b>	<b>於二零二零年十二月三十一日</b>	
Carrying amount	賬面值	50,706,915
<b>For the year ended 31 December 2020</b>	<b>截至二零二零年十二月三十一日止年度</b>	
Depreciation charge	折舊費用	8,758,023
Expense relating to short-term leases	與短期租賃有關的開支	3,858,087
Expense relating to leases of low-value assets, excluding short-term leases of low-value assets	與低價值資產租賃 (不包括低價值資產的短期租賃) 有關的開支	22,632
Total cash outflow for leases	租賃的現金流出總額	15,731,617
Additions to right-of-use assets	添置使用權資產	5,039,321
<b>For the year ended 31 December 2019</b>	<b>截至二零一九年十二月三十一日止年度</b>	
Depreciation charge	折舊費用	9,687,255
Expense relating to short-term leases and other leases with lease terms end within 12 months of the date of initial application of HKFRS 16	與短期租賃及租賃期於 初始應用香港財務報告準則 第16號的日期的12個月內 屆滿的其他租賃 有關的開支	657,493
Expense relating to leases of low-value assets	與低價值資產的租賃有關的開支	24,420
Total cash outflow for leases	租賃的現金流出總額	9,560,571

For both years, the Group leases various offices, warehouses and factory for its operations. Lease contracts are entered into for fixed term of one to fifty years.

於兩個年度，本集團為其營運租賃若干辦公室、倉庫及工廠。租賃合約按固定期限一至五十年訂立。

# Notes to the Consolidated Financial Statements

## 綜合財務報表附註

For the year ended 31 December 2020

截至二零二零年十二月三十一日止年度

### 15. PROPERTY, PLANT AND EQUIPMENT (Continued)

#### The Group as lessee (Continued)

#### *Right-of-use assets (included in the property, plant and equipment) (Continued)*

The Group regularly entered into short-term leases for smaller office premises and office equipment. As at 31 December 2020 and 2019, the portfolio of short-term leases is similar to the portfolio of short-term leases for which the short-term lease expenses is disclosed above.

In addition, the Group reassesses whether it is reasonably certain not to exercise a termination option, upon the occurrence of either a significant event or a significant change in circumstances that is within the control of the lessee. During the year ended 31 December 2020 and 2019, there is no such triggering event.

Property, plant and equipment with an aggregate carrying value of HK\$9,908,532 (2019: HK\$10,330,660) has been pledged to banks to secure general banking facilities granted to the Group as at 31 December 2020.

Leasehold improvements with an aggregate cost of HK\$41,434,280 (2019: HK\$41,280,050) were fully depreciated are still in use as at 31 December 2020.

### 15. 物業、廠房及設備 (續)

#### 本集團作為承租人 (續)

#### *使用權資產 (計入物業、廠房及設備) (續)*

本集團定期為較小型的辦公室物業及辦公設備訂立短期租賃。於二零二零年及二零一九年十二月三十一日，短期租賃組合類似於上述披露的短期租賃開支的短期租賃組合。

此外，於發生在承租人的控制範圍內的重重大事件或情況出現重大變化時，則本集團重新評估是否可合理確定不行使終止選擇權。於截至二零二零年及二零一九年十二月三十一日止年度，並無觸發有關事件。

賬面值合共9,908,532港元(二零一九年：10,330,660港元)之物業、廠房及設備已質押予銀行，作為本集團於二零二零年十二月三十一日獲授之一般銀行信貸之抵押。

總成本為41,434,280港元(二零一九年：41,280,050港元)的租賃物業裝修已悉數折舊，並於二零二零年十二月三十一日仍然使用。

# Notes to the Consolidated Financial Statements

## 綜合財務報表附註

For the year ended 31 December 2020

截至二零二零年十二月三十一日止年度

### 16. INVESTMENT PROPERTIES

The Group leases out various offices in the PRC and commercial and industrial premises in Hong Kong under operating leases with rentals payable monthly. The leases typically run for an initial period of one to three years (2019: one to three years) with no rights to extend the lease beyond initial period held by lessees only.

The Group is not exposed to foreign currency risk as a result of the lease arrangements, as all leases are denominated in the respective functional currencies of group entities. The lease contracts do not contain residual value guarantee and/or lessee's option to purchase the property at the end of the lease term.

### 16. 投資物業

本集團根據經營租賃出租在中國的多間辦公室及在香港的工商物業，租金須每月支付。租期一般為一至三年（二零一九年：一至三年），且承租人無權將租期延長至初始期限之後。

本集團並無因租賃安排而承受外幣風險，原因為所有租賃均以集團實體各自之功能貨幣計值。租約並無載有剩餘價值擔保及／或承租人於租期結束時購買物業之選擇權。

		HK\$ 港元
At 1 January 2019	於二零一九年一月一日	239,199,410
Fair value change recognised in profit or loss	於損益確認之公平值變動	(17,966,974)
Exchange adjustments	匯兌調整	(317,419)
At 31 December 2019	於二零一九年十二月三十一日	220,915,017
Fair value change recognised in profit or loss	於損益確認之公平值變動	(9,917,231)
Exchange adjustments	匯兌調整	1,022,300
At 31 December 2020	於二零二零年十二月三十一日	212,020,086
Unrealised loss on property revaluation included in other gains and losses – for the year ended 31 December 2020	包含於其他損益內的未變現物業重估虧損 – 截至二零二零年十二月三十一日止年度	(9,917,231)
– for the year ended 31 December 2019	– 截至二零一九年十二月三十一日止年度	(17,966,974)

# Notes to the Consolidated Financial Statements

## 綜合財務報表附註

For the year ended 31 December 2020

截至二零二零年十二月三十一日止年度

### 16. INVESTMENT PROPERTIES (Continued)

The fair value of all investment properties has been arrived at on the basis of valuations carried out by Peak Vision Appraisals Limited as at 31 December 2020 and 2019. They are independent qualified professional valuers not related to the Group.

Investment properties with fair value of HK\$97,700,000 (2019: HK\$97,650,000) as at 31 December 2020 was determined based on the direct comparison approach assuming sale of each of these properties in existing state and by making reference to comparable sales transactions as available in the relevant market and adjusted for differences in the nature and location.

Investment properties with fair value of HK\$114,320,086 (2019: HK\$123,265,017) as at 31 December 2020 are determined based on the income capitalisation approach, where the market rentals of all lettable units of the properties are assessed and discounted at the market yield expected by investors for this type of properties. The market rentals are assessed based on estimates of future cash flows, supported by the terms of existing lease and the market rentals of the similar properties in the neighbourhood. The capitalisation rate is determined by reference to the yields derived from analysing the sales transactions of similar properties and adjusted to take into account the market expectation from property investors to reflect factors specific to the Group's investment properties.

In estimating the fair value of the investment properties, the highest and best use of the properties is their current use and adjusted to exclude prepaid or accrued operating lease income to avoid double counting. At the end of the reporting period, the financial controller works closely with the qualified external valuers to establish the appropriate valuation techniques and inputs into the model. Where there is a material change in the fair value of the assets, the causes of the fluctuations will be reported to management of the Group.

### 16. 投資物業 (續)

所有投資物業公平值均乃根據潔鋒評估有限公司於二零二零年及二零一九年十二月三十一日進行的估值得出。該公司均為與本集團並無關連的獨立合資格專業估值師。

於二零二零年十二月三十一日之公平值為97,700,000港元(二零一九年：97,650,000港元)之投資物業乃按直接比較法釐定，當中假設各項物業按現狀出售，並已參考相關市場上可得之可資比較銷售交易以及就性質及位置差異作出調整。

於二零二零年十二月三十一日之公平值為114,320,086港元(二零一九年：123,265,017港元)之投資物業乃按收入資本化法釐定，所有物業可出租單位的市場租金按照投資者對該類型物業的預期市場收益率進行評估及貼現。市場租金乃根據未來現金流量預測進行評估，並以現存租賃條款及附近相似物業的市值租金作證明。資本化率乃參考分析類似物業銷售交易得出的收益率釐定，並考慮到物業投資者的市場預期進行調整，以反映本集團投資物業的獨有因素。

於估計投資物業之公平值時，有關物業之最高及最佳用途即為其當前用途。於報告期末，財務總監與外部合資格估值師緊密合作，選定合適的估值技術及輸入模式之數據。倘資產的公平值出現重大變動，將向本集團管理層匯報波動的原因。

# Notes to the Consolidated Financial Statements

## 綜合財務報表附註

For the year ended 31 December 2020

截至二零二零年十二月三十一日止年度

### 16. INVESTMENT PROPERTIES (Continued)

There were no changes to the valuation techniques for investment properties. The carrying amount of the Group's investment properties is a Level 3 fair value measurement. There were no transfers into or out of Level 3 during the year.

#### Information about fair value measurements using significant unobservable inputs

The following table shows the valuation techniques used in the determination of fair values for investment properties and unobservable inputs used in the valuation models.

Description 概述	Fair value as at 31 December 於十二月三十一日的公平值		Fair value hierarchy 公平值層級	Valuation techniques 估值技術	Significant unobservable inputs 重大不可觀察輸入數據	Range of significant unobservable inputs 重大不可觀察輸入數據範圍		Inter relationship between significant unobservable inputs and fair value measurement 重大不可觀察輸入數據與 公平值計量之間的相互關係
	2020 二零二零年 HK\$ 港元	2019 二零一九年 HK\$ 港元				2020 二零二零年	2019 二零一九年	
Industrial properties in Fanling, Hong Kong 於香港粉嶺之工業物業	97,700,000	97,650,000	Level 3 第3級	Direct comparison approach 直接比較法	(i) Based on market observable transactions of comparable properties (i) 根據可比較物業之 市場可觀察交易	HK\$2,667 to HK\$4,022 per square feet 每平方呎 2,667港元至 4,022港元	HK\$3,100 to HK\$3,599 per square feet 每平方呎 3,100港元至 3,599港元	The higher the market price, the higher the fair value. 市價愈高，公平值愈高。
					(ii) Level adjustments (ii) 級別調整	0.25% to 0.50% 0.25%至0.50%	0.3% to 5% 0.3%至5%	The increase/decrease in level adjustment/location adjustment, the higher or lower the fair value. 級別調整/位置調整愈高/ 愈低，公平值愈高或愈 低。
					(iii) Location adjustments (iii) 位置調整	3% to 5% 3%至5%	0% to 2% 0%至2%	The increase/decrease in level adjustment/location adjustment, the higher or lower the fair value. 級別調整/位置調整愈高/ 愈低，公平值愈高或愈 低。
Properties in the PRC 位於中國的物業	16,520,086	14,265,017	Level 3 第3級	Income capitalisation approach 收入資本化法	(i) Capitalisation rate taking into account the capitalisation of market rental value (i) 資本化率(計入市場租 金價值的資本化)	3.25% 3.25%	3.5% 3.5%	The lower the capitalisation rate, the higher the fair value. 資本化率愈低，公平值愈高。
					(ii) Market rental value (ii) 市場租金價值	RMB136 to RMB160 per square meter 每平方米 人民幣136元至 人民幣160元	RMB136 to RMB160 per square meter 每平方米 136元至人民幣 160元	The higher the market rental value, the higher the fair value. 市場租金價值愈高， 公平值愈高。

### 16. 投資物業 (續)

年內，概無第3級別轉入或轉出。投資物業的估值技術並無變動。本集團投資物業的賬面值屬於第3級公平值計量。

#### 使用重大不可觀察輸入數據之公平值計量之資料

下表列示釐定投資物業公平值所使用估值技術及估值模式中所使用之不可觀察輸入數據。

# Notes to the Consolidated Financial Statements

## 綜合財務報表附註

For the year ended 31 December 2020

截至二零二零年十二月三十一日止年度

### 16. INVESTMENT PROPERTIES (Continued)

### 16. 投資物業 (續)

Description 概述	Fair value as at 31 December 於十二月三十一日的公平值		Fair value hierarchy 公平值層級	Valuation techniques 估值技術	Significant unobservable inputs 重大不可觀察輸入數據	Range of significant unobservable inputs 重大不可觀察輸入數據範圍		Inter relationship between significant unobservable inputs and fair value measurement 重大不可觀察輸入數據與 公平值計量之間的相互關係
	2020 二零二零年 HK\$ 港元	2019 二零一九年 HK\$ 港元				2020 二零二零年	2019 二零一九年	
Commercial properties in Yuen Long, Hong Kong 於香港元朗之商用物業	97,800,000	109,000,000	Level 3 第3級	Income capitalisation approach 收入資本化法	(i) Capitalisation rate taking into account the capitalisation of market rental value 資本化率 (計入市場租金價值 的資本化) (ii) Market rental value 市場租金價值	4.5% 4.5% HK\$21 to HK\$65 per square feet 每平方呎 21港元至 65港元	4% 4% HK\$21 to HK\$75 per square feet 每平方呎 21港元至 75港元	The lower the capitalisation rate, the higher the fair value. 資本化率越低， 公平值愈高。 The higher the market rental value, the higher the fair value. 市場租金價值越高， 公平值愈高。

The Group's investment properties are located in Hong Kong and the PRC. All of the Group's property interests held under operating leases to earn rentals or for capital appreciation purposes are measured using the fair value model and are classified and accounted for as investment properties.

As at 31 December 2020, investment properties with aggregate carrying value of HK\$195,500,000 (2019: HK\$206,650,000) were pledged to banks to secure bank borrowings as stated in note 31 and general banking facilities granted to the Group.

本集團投資物業乃位於香港及中國。本集團就賺取租金或資本增值而根據經營租賃持有之所有物業權益乃以公平值模式計量，並分類及作為投資物業入賬。

於二零二零年十二月三十一日，總賬面值為195,500,000港元(二零一九年：206,650,000港元)之投資物業已質押予銀行，作為附註31所述銀行借貸及本集團獲授之一般銀行信貸之擔保。

## Notes to the Consolidated Financial Statements

### 綜合財務報表附註

For the year ended 31 December 2020

截至二零二零年十二月三十一日止年度

#### 17. EQUITY INSTRUMENTS AT FVTOCI/FINANCIAL ASSETS AT FVTPL

##### Equity instruments at FVTOCI

		2020 二零二零年 HK\$ 港元	2019 二零一九年 HK\$ 港元
Unlisted equity securities established in Hong Kong, the PRC and overseas ( <i>note</i> )	於香港、中國及海外成立之非上市股本證券 (附註)	17,854,928	17,854,928

*Note:* As at 31 December 2020 and 2019, the Group has investments in three unlisted equity securities established in the PRC, two unlisted equity securities established in overseas and one unlisted equity security incorporated in Hong Kong which were held for an identified long term strategic purpose.

*附註:* 於二零二零年及二零一九年十二月三十一日，本集團對在中國成立的三家非上市股本證券、在海外成立的兩家非上市股本證券及於香港註冊成立的一家非上市股本證券進行投資，該等投資乃持有作認定的長遠策略用途。

# Notes to the Consolidated Financial Statements

## 綜合財務報表附註

For the year ended 31 December 2020

截至二零二零年十二月三十一日止年度

### 17. EQUITY INSTRUMENTS AT FVTOCI/FINANCIAL ASSETS AT FVTPL (Continued)

#### Equity instruments at FVTOCI (Continued)

These investments in equity instruments are not held for trading. Instead, they are held for medium to long-term strategic purposes. Accordingly, the directors of the Company have elected to designate these investments in equity instruments as at FVTOCI as they believe that recognising short-term fluctuations in these investments' fair value in profit or loss would not be consistent with the Group's strategy of holding these investments for long-term purposes and realising their performance potential in the long run.

Details of the fair value measurement on equity instruments at FVTOCI are disclosed in note 41.

#### Financial assets at FVTPL

Listed equity investments in Hong Kong 於香港之上市股本投資

Details of the fair value measurement on financial assets at FVTPL are disclosed in note 41.

### 17. 透過其他全面收入按公平值列賬之股本工具／透過損益按公平值列賬之金融資產 (續)

#### 透過其他全面收入按公平值列賬之股本工具 (續)

該等股本工具投資並非持作買賣，相反，彼等乃持作中長期策略用途。因此，本公司董事已選擇將該等股本工具投資指定為透過其他全面收入按公平值列賬，原因為彼等認為，確認該等投資於損益反映的公平值的短期波動與本集團為長遠目的持有該等投資及實現其長遠潛在表現的策略不符。

透過全面收入按公平值列賬之股本工具之公平值計量詳情於附註41披露。

#### 透過損益按公平值列賬之金融資產

透過損益按公平值列賬之金融資產之公平值計量詳情於附註41披露。

	2020 二零二零年 HK\$ 港元	2019 二零一九年 HK\$ 港元
Listed equity investments in Hong Kong 於香港之上市股本投資	23,059,714	64,833,700



# Notes to the Consolidated Financial Statements

## 綜合財務報表附註

For the year ended 31 December 2020

截至二零二零年十二月三十一日止年度

### 18. CONTRACT ASSETS

		2020 二零二零年 HK\$ 港元	2019 二零一九年 HK\$ 港元
Contract assets from Manufacturing and Sales Business	製造及銷售業務的合約資產	36,383,928	19,296,363
Less: allowance for credit loss	減：信貸虧損撥備	(1,143,130)	(287,626)
		<b>35,240,798</b>	19,008,737

As at 1 January 2019, contract assets amounted to HK\$15,719,178.

The contract assets primarily relate to the Group's right to consideration from the customers for the manufacturing and sales of printing products. Contract assets arise when the Group has right to consideration for the work completed under relevant contracts and their right is conditioned on factors other than passage of time. The contract assets are transferred to trade receivables upon the delivery and acceptance of products by customers.

Typical payment terms is 60 to 120 days upon delivery.

The Group classifies these contract assets as current assets because the Group expects to realise them in its normal operating cycle which is within 12 months after the end of the reporting period.

Details of the impairment assessment are set out in note 41.

### 18. 合約資產

於二零一九年一月一日，合約資產為15,719,178港元。

合約資產主要有關本集團就製造及銷售印刷產品向客戶收取代價之權利。合約資產於本集團有權取得根據有關合約所完成工作的代價，且彼等的權利須以時間流逝以外的因素為條件時產生。合約資產於客戶交付及接納產品時轉撥至貿易應收款項。

一般付款期限為交付後60至120日。

本集團將該等合約資產分類為流動資產，原因為本集團預期於正常營運週期（即報告期末後十二個月內）將該等資產變現。

減值評估詳情於附註41披露。

## Notes to the Consolidated Financial Statements

### 綜合財務報表附註

For the year ended 31 December 2020

截至二零二零年十二月三十一日止年度

#### 19. LOANS TO JOINT VENTURES/INTERESTS IN JOINT VENTURES

#### 19. 給予合營公司之貸款／於合營公司之權益

		2020 二零二零年 HK\$ 港元	2019 二零一九年 HK\$ 港元
Costs of investments in unlisted joint ventures	於非上市合營公司之投資成本	16	16
Share of post-acquisition profit and other comprehensive income	應佔收購後溢利及其他全面收入	400,466	404,466
		<b>400,482</b>	404,482
Loan to Reliance Partner Limited ("Reliance Partner")	給予Reliance Partner Limited (「Reliance Partner」) 之貸款	3,222,914	3,222,914
Less: allowance for credit losses (note i)	減：信貸虧損撥備 (附註i)	<b>(3,222,914)</b>	(3,222,914)
		-	-
Loan to Estate Summit Limited ("Estate Summit")	給予Estate Summit Limited (「Estate Summit」) 之貸款	12,170,377	12,170,377
Share of post-acquisition losses and other comprehensive expense	應佔收購後虧損及其他全面開支	<b>(4,411,177)</b>	(4,411,177)
Less: loss recognised (note ii)	減：已確認虧損 (附註ii)	<b>(7,759,200)</b>	(7,759,200)
		-	-

## Notes to the Consolidated Financial Statements

### 綜合財務報表附註

For the year ended 31 December 2020

截至二零二零年十二月三十一日止年度

#### 19. LOANS TO JOINT VENTURES/INTERESTS IN JOINT VENTURES (Continued)

Notes:

- (i) During the year ended 31 December 2019, Reliance Partner defaulted in repayment continuously and no settlement was made for the outstanding balances during the year. The management of the Group considered that the credit risk on the loan to this joint venture significantly increased during the year. In view of this, the management started to assess the ECL on loan to Reliance Partner changing from 12-month ECL to lifetime ECL during the year ended 31 December 2019. During the year ended 31 December 2019, due to continuous non-repayment from Reliance Partner, the management considered that Reliance Partner was credit-impaired and an impairment losses of HK\$3,222,914 was recognised.
- (ii) During the year ended 31 December 2019, the Group has recognised a gain of HK\$1,775,100 on the loan to Estate Summit due to the settlement from Estate Summit.

Details of impairment assessment of loan to a joint venture for the year ended 31 December 2019 are set out in note 41.

#### 19. 給予合營公司之貸款／於合營公司之權益 (續)

附註：

- (i) 截至二零一九年十二月三十一日止年度，Reliance Partner持續拖欠還款且於年內並無結清未償還結餘。本集團管理層認為，於年內有關給予該合營公司之貸款的信貸風險大幅增大。有鑒於此，於截至二零一九年十二月三十一日止年度，管理層開始評估給予Reliance Partner之貸款的預期信貸虧損由十二個月預期信貸虧損變更為全期預期信貸虧損。鑒於Reliance Partner持續不還款，故管理層認為Reliance Partner已信貸減值，並已確認3,222,914港元的減值虧損。
- (ii) 截至二零一九年十二月三十一日止年度，由於Estate Summit結清有關款項，本集團已確認貸款予Estate Summit之收益1,775,100港元。

截至二零一九年十二月三十一日止年度給予合營公司之貸款的減值評估詳情載列於附註41。

## Notes to the Consolidated Financial Statements

### 綜合財務報表附註

For the year ended 31 December 2020

截至二零二零年十二月三十一日止年度

#### 19. LOANS TO JOINT VENTURES/INTERESTS IN JOINT VENTURES (Continued)

As at 31 December 2020 and 2019, the Group had interests in the following joint ventures:

Name of entity 實體名稱	Form of business structure 業務結構形式	Country of incorporation 註冊成立國家	Principal place of operation 主要營業地點	Class of share held 所持股份類別	Proportion of nominal value of issued capital held by the Group 本集團所持已發行股本面值比例		Proportion of voting power held 所持投票權比例		Principal activities 主要業務
					2020 二零二零年 %	2019 二零一九年 %	2020 二零二零年 %	2019 二零一九年 %	
Reliance Partner	Incorporated 註冊成立	Anguilla 安圭拉	Hong Kong 香港	Ordinary 普通股	50	50	50	50	Investment holding 投資控股
Estate Summit	Incorporated 註冊成立	British Virgin Islands ("BVI") 英屬處女群島 (「英屬處女群島」)	Hong Kong 香港	Ordinary 普通股	50	50	50	50	Inactive 暫無業務

#### Aggregate information of joint ventures that are not individually material

#### 個別並不重大之合營公司匯總資料

		2020 二零二零年 HK\$ 港元	2019 二零一九年 HK\$ 港元
The Group's share of loss	本集團應佔虧損	4,000	9,268

#### 19. 給予合營公司之貸款／於合營公司之權益 (續)

於二零二零年及二零一九年十二月三十一日，本集團於以下合營公司擁有權益：

## Notes to the Consolidated Financial Statements

### 綜合財務報表附註

For the year ended 31 December 2020

截至二零二零年十二月三十一日止年度

#### 20. INVENTORIES

#### 20. 存貨

		2020 二零二零年 HK\$ 港元	2019 二零一九年 HK\$ 港元
Raw materials	原材料	22,558,598	14,220,571
Finished goods	製成品	12,978,891	10,113,703
		<b>35,537,489</b>	24,334,274

During the year ended 31 December 2020, certain finished goods were damaged and as a result, allowance for provision of or write-down of inventories of HK\$1,570,414 (2019: HK\$791,079) has been recognised and included in cost of sales and services in the current year.

於截至二零二零年十二月三十一日止年度，若干製成品被損壞。因此，已確認存貨撇減1,570,414港元（二零一九年：791,079港元），並計入本年度的銷售成本中。

#### 21. PROPERTIES UNDER DEVELOPMENT FOR SALE

#### 21. 待售發展中物業

		HK\$ 港元
At 1 January 2019	於二零一九年一月一日	43,325,216
Exchange adjustments	匯兌調整	(726,865)
At 31 December 2019	於二零一九年十二月三十一日	42,598,351
Transferred from property, plant and equipment	轉撥自物業、廠房及設備	74,847,339
Additions	添置	4,629,121
Exchange adjustments	匯兌調整	2,684,314
At 31 December 2020	於二零二零年十二月三十一日	124,759,125

# Notes to the Consolidated Financial Statements

## 綜合財務報表附註

For the year ended 31 December 2020

截至二零二零年十二月三十一日止年度

### 21. PROPERTIES UNDER DEVELOPMENT FOR SALE (Continued)

Analysis of leasehold lands:

		HK\$ 港元
<b>As at 31 December 2020</b>	<b>於二零二零年十二月三十一日</b>	
Carrying amount	賬面值	99,463,919
<b>As at 31 December 2019</b>	<b>於二零一九年十二月三十一日</b>	
Carrying amount	賬面值	42,598,351

The carrying amount of leasehold lands is measured at cost less any accumulated depreciation and any impairment losses. The residual values are determined as the estimated disposal value of the leasehold land component. No depreciation charge is made on the leaseholder lands taking into account the estimated residual values as at 31 December 2020 in respect of the properties which are transferred from property, plant and equipment during the year ended 31 December 2020.

The properties under development for sale of the Group are situated on the land located in the PRC.

### 21. 待售發展中物業 (續)

租賃土地分析：

租賃土地的賬面值以成本減任何累計折舊及任何減值損失計量。剩餘價值確定為租賃土地部分的估計出售價值。就於截至二零二零年十二月三十一日止年度轉撥自物業、廠房及物業的物業而言，考慮到截至二零二零年十二月三十一日的估計剩餘價值，租賃土地不計提折舊費用。

本集團之待售發展中物業位於中國之土地上。

# Notes to the Consolidated Financial Statements

## 綜合財務報表附註

For the year ended 31 December 2020

截至二零二零年十二月三十一日止年度

### 21. PROPERTIES UNDER DEVELOPMENT FOR SALE (Continued)

During the year ended 31 December 2020, the Group changed its intention of a certain plot of land in the PRC from owner-occupation to development for sale. Accordingly, the carrying amount of HK\$74,847,339 was transferred from property, plant and equipment (including leasehold land and building of HK\$56,865,568 and construction in progress of HK\$17,981,771 to properties under development for sale in current year.

One of the properties under development for sale are developed on the land in the PRC owned by 清遠市中清房地產開發有限公司 (“Zhongqing”), a non-wholly-owned subsidiary of the Company with the carrying amount of approximately HK\$42,598,351 (2019: HK\$42,598,351).

On 18 June 2014, 深圳市中星國盛投資發展有限公司 (“Zhongxing Guosheng”), a wholly-owned subsidiary of the Company and the immediate holding company of Zhongqing, initiated civil proceedings against Zhongqing in the 深圳市寶安區人民法院 (“People’s Court of Baoan District”) for the repayment of the shareholder’s loan owing to Zhongxing Guosheng of RMB23,479,330. On 19 June 2014, pursuant to an application made by Zhongxing Guosheng to freeze and preserve assets of Zhongqing in the total value of RMB23,400,000, an order was granted by the People’s Court of Baoan District to freeze and preserve the lands owned by Zhongqing during the period from 24 June 2014 to 23 June 2016 (“Freeze Order”).

### 21. 待售發展中物業 (續)

截至二零二零年十二月三十一日止年度，本集團將其於中國的若干地塊之擬定用途由擁有人佔用更改為發展待售。因此，賬面值為74,847,339港元已由物業，廠房及設備（包括租賃土地及樓宇56,865,568港元以及在建工程17,981,771港元）轉移至發展中物業，以於本年度出售。

其中一項待售發展中物業於由清遠市中清房地產開發有限公司（「中清房地產」，本公司之非全資附屬公司）於中國擁有之土地上發展，賬面值約為42,598,351港元（二零一九年：42,598,351港元）。

於二零一四年六月十八日，深圳市中星國盛投資發展有限公司（「中星國盛」，本公司之全資附屬公司及中清房地產之直接控股公司）就償還結欠中星國盛之股東貸款人民幣23,479,330元向深圳市寶安區人民法院（「寶安區人民法院」）對中清房地產提出民事訴訟。於二零一四年六月十九日，因應中星國盛申請凍結及保存中清房地產價值合共人民幣23,400,000元之資產，寶安區人民法院頒令，於二零一四年六月二十四日至二零一六年六月二十三日期間凍結及保存中清房地產擁有之土地（「凍結令」）。

# Notes to the Consolidated Financial Statements

## 綜合財務報表附註

For the year ended 31 December 2020

截至二零二零年十二月三十一日止年度

### 21. PROPERTIES UNDER DEVELOPMENT FOR SALE (Continued)

On 15 October 2014, the Group received the civil mediation document (民事調解書) issued by the People's Court of Baoan District that (i) both Zhongqing and the Group confirmed the shareholder's loan was in sum of RMB23,479,330; (ii) Zhongqing agreed to repay to Zhongxing Guosheng the sum of RMB23,479,330 together with the interests accrued from 18 June 2014 until the date of repayment within 15 days after the effective date of the civil mediation document (i.e. 15 October 2016); and (iii) if Zhongqing fails to repay the amount stated in (ii) in full on time, the Group has the right to request Zhongqing to pay default interests calculated at two times of the lending rate of the People's Bank of China over the same period.

On 27 May 2016, the Group received the assistance execution notice (協助執行通知書) issued by the People's Court of Baoan District to freeze and preserve the land owned by Zhongqing during the period from 13 June 2016 to 12 June 2019.

### 21. 待售發展中物業 (續)

於二零一四年十月十五日，本集團收到由寶安區人民法院所發出之民事調解書，內容為(i)中清房地產及本集團均確認股東貸款為人民幣23,479,330元；(ii)中清房地產已同意於民事調解書生效日期後15天(即二零一六年十月十五日)內向中星國盛償還人民幣23,479,330元，連同由二零一四年六月十八日起至還款日期止累計之利息；及(iii)倘中清房地產未能準時全數償還(ii)所載之款項，則本集團有權要求中清房地產支付違約利息，金額乃按同一期間中國人民銀行借貸利率之兩倍計算。

於二零一六年五月二十七日，本集團收到由寶安區人民法院發出的協助執行通知書，以於二零一六年六月十三日至二零一九年六月十二日期間凍結及保存中清房地產擁有之土地。



# Notes to the Consolidated Financial Statements

## 綜合財務報表附註

For the year ended 31 December 2020

截至二零二零年十二月三十一日止年度

### 21. PROPERTIES UNDER DEVELOPMENT FOR SALE (Continued)

On 15 May 2019, the Group received the notice of seizure period (查封期限通知書) issued by the People's Court of Baoan District to freeze and preserve the land owned by Zhongqing during the period from 13 May 2019 to 12 May 2022 (the "Updated Freeze Order").

At the date of this report, the shareholder's loan has not yet been settled by Zhongqing. In the opinion of the directors of the Company, the Updated Freeze Order is for the purpose of securing the Group's rights and to ensure that Zhongqing has sufficient assets to repay the shareholder's loan to the Zhongxing Guosheng. Therefore, the directors of the Company considered there is no impairment on both the properties under development for sale and the shareholder's loan. Zhongxing Guosheng can withdraw the court order for the repayment of the shareholder's loan and then release the Updated Freeze Order from the People's Court of Baoan District at any time and Zhongxing Guosheng remains in control over Zhongqing as its operation other than the construction on the land owned by Zhongqing is not affected by the Freeze Order or the Updated Freeze Order.

### 21. 待售發展中物業 (續)

於二零一九年五月十五日，本集團接獲寶安區人民法院發出之查封期限通知書，以於二零一九年五月十三日至二零二二年五月十二日期間凍結及保存中清擁有之土地（「最新凍結令」）。

於本報告日期，中清房地產尚未清償股東貸款。本公司董事認為，更新凍結令旨在保障本集團之權利，確保中清房地產備有足夠資產向中星國盛償還股東貸款。因此，本公司董事認為待售發展中物業及股東貸款概無減值。中星國盛可以隨時撤回法院就償還股東貸款作出的頒令，然後解除寶安區人民法院頒佈的更新凍結令，中星國盛仍可控制中清房地產，因為除於中清房地產所擁有土地上的建造外，其營運不受凍結令或更新凍結令的影響。

## Notes to the Consolidated Financial Statements

### 綜合財務報表附註

For the year ended 31 December 2020

截至二零二零年十二月三十一日止年度

#### 22. TRADE AND OTHER RECEIVABLES, PREPAYMENTS AND DEPOSITS

#### 22. 貿易及其他應收款項、預付款項以及訂金

		2020 二零二零年 HK\$ 港元	2019 二零一九年 HK\$ 港元
Trade receivables	貿易應收款項	<b>113,341,530</b>	137,764,692
Less: allowance for credit losses	減：信貸虧損撥備	<b>(3,093,921)</b>	(2,295,719)
		<b>110,247,609</b>	135,468,973
Receivables with brokers' houses	經紀行應收款項	<b>10,191,214</b>	457,856
Deposits and other receivables	訂金及其他應收款項	<b>22,312,508</b>	13,820,892
Other tax recoverable	其他可收回稅項	<b>4,296,372</b>	3,446,943
Prepayments	預付款項	<b>11,860,199</b>	10,638,460
		<b>158,907,902</b>	163,833,124
Analysed for reporting purposes as:	就報告用途分析為：		
Current assets	流動資產	<b>155,011,721</b>	159,113,114
Non-current assets	非流動資產	<b>3,896,181</b>	4,720,010
		<b>158,907,902</b>	163,833,124

As at 1 January 2019, trade receivables from contracts with customers amounted to HK\$147,056,546.

於二零一九年一月一日，來自與客戶訂立之合約之貿易應收款項為147,056,546港元。

The Group's credit terms on Manufacturing and Sales Business and Trading Business generally range from 60 to 90 days. Credit period of 120 days is granted to a few customers of the Manufacturing and Sales Business with whom the Group has a good business relationship and who are in sound financial condition. The Group allows an average credit period of 60 to 90 days to its customers of Music and Entertainment Business. The following is an ageing analysis of the trade receivables net of allowance for credit losses presented based on the invoice date at the end of the reporting period.

本集團製造及銷售業務以及貿易業務之信貸期限一般介乎60至90日。少數與本集團有良好業務關係且財務狀況良好之製造及銷售業務客戶可享有120日之信貸期。本集團給予音樂及娛樂業務客戶之信貸期限平均為60至90日。以下為於報告期末根據發票日期呈列之貿易應收款項(已扣除信貸虧損撥備)賬齡分析。

## Notes to the Consolidated Financial Statements

### 綜合財務報表附註

For the year ended 31 December 2020

截至二零二零年十二月三十一日止年度

#### 22. TRADE AND OTHER RECEIVABLES, PREPAYMENTS AND DEPOSITS (Continued)

#### 22. 貿易及其他應收款項、預付款項以及訂金 (續)

		2020 二零二零年 HK\$ 港元	2019 二零一九年 HK\$ 港元
Manufacturing and Sales Business and Trading Business:	製造及銷售業務以及貿易業務：		
0 – 30 days	0至30日	58,405,247	72,774,483
31 – 60 days	31至60日	33,881,466	32,715,228
61 – 90 days	61至90日	11,183,977	20,317,316
Over 90 days	超過90日	5,569,541	8,376,318
		<b>109,040,231</b>	134,183,345
Music and Entertainment Business:	音樂及娛樂業務：		
0 – 30 days	0至30日	778,509	821,801
31 – 60 days	31至60日	129,147	77,990
61 – 90 days	61至90日	89,722	266,194
Over 90 days	超過90日	210,000	119,643
		<b>1,207,378</b>	1,285,628
Total trade receivables	貿易應收款項總額	<b>110,247,609</b>	135,468,973

Trade receivables of approximately HK\$26,284,000 (2019: HK\$31,158,000) were denominated in United States dollars ("USD") as at 31 December 2020, the currency other than the functional currency of the respective group entities.

於二零二零年十二月三十一日，為數約26,284,000港元（二零一九年：31,158,000港元）之貿易應收款項以美元（「美元」）為單位，該貨幣並非個別集團實體之功能貨幣。

# Notes to the Consolidated Financial Statements

## 綜合財務報表附註

For the year ended 31 December 2020

截至二零二零年十二月三十一日止年度

### 22. TRADE AND OTHER RECEIVABLES, PREPAYMENTS AND DEPOSITS (Continued)

As at 31 December 2020, included in the Group's trade receivables balance are debtors with aggregate carrying amount of HK\$9,040,941 (2019: HK\$8,495,961) which are past due as at the reporting date. Out of the past due balances, HK\$4,348,466 (2019: HK\$78,017) has been past due 90 days or more and is not considered as in default. With reference to the historical records, past experience and also available reasonable and supportive forward-looking information to those customers, the directors of the Company do not consider these receivables as credit-impaired as these customers have a good business relationship with the Group and recurring overdue records of these customers with satisfactory settlement history.

Rental deposit paid of HK\$594,686 in respect of the non-cancellable short-term operating lease with a related party as disclosed in note 39 is included in deposits and other receivables as at 31 December 2019.

Details of impairment assessment of trade and other receivables and deposits for the years ended 31 December 2020 and 2019 are set out in note 41.

### 22. 貿易及其他應收款項、預付款項以及訂金 (續)

於二零二零年十二月三十一日，本集團之貿易應收款項結餘中，包括賬面總額9,040,941港元（二零一九年：8,495,961港元）之應收款項，該等應收款項於報告日期已逾期。在逾期結餘中，4,348,466港元（二零一九年：78,017港元）已逾期90日或以上，且並非視為違約。經參考該等客戶的歷史記錄、過往經驗以及可獲得的合理及有依據前瞻性資料，本公司董事並不認為該等應收款項已出現信貸減值，原因為該等客戶與本集團維持良好業務關係，且該等客戶的經常逾期記錄顯示其還款記錄理想。

誠如附註39所披露，就與一名關連方簽訂的不可撤銷短期經營租賃已付之租金按金594,686港元計入於二零一九年十二月三十一日之訂金及其他應收款項。

截至二零二零年及二零一九年十二月三十一日止年度的貿易及其他應收款項以及訂金的減值評估詳情載於附註41。

## Notes to the Consolidated Financial Statements

### 綜合財務報表附註

For the year ended 31 December 2020

截至二零二零年十二月三十一日止年度

#### 23. LOANS RECEIVABLE

#### 23. 應收貸款

		2020 二零二零年 HK\$ 港元	2019 二零一九年 HK\$ 港元
Fixed-rate loans receivable	應收定息貸款	61,502,653	68,934,393
Less: allowance for credit losses	減：信貸虧損撥備	<b>(31,902,821)</b>	(1,348,580)
		<b>29,599,832</b>	67,585,813
Analysed for reporting purposes as:	就呈報目的分析為：		
Current assets	流動資產	<b>29,599,832</b>	44,575,290
Non-current assets	非流動資產	-	23,010,523
		<b>29,599,832</b>	67,585,813

The loans receivable has contractual maturity within one to two years (2019: within one to two years) as at 31 December 2020. The average interest rate for the fixed-rate loans receivable was ranging from 5% to 37% (2019: 5% to 24%) per annum.

於二零二零年十二月三十一日，應收貸款的合約到期日為一至兩年內（二零一九年：一至兩年內）。定息應收貸款之平均年利率介乎5%至37%（二零一九年：5%至24%）。

Other than the gross carrying amount of HK\$31,376,190 (2019: nil) was past due over 90 days, there is no other loans receivable which was past due at the end of the reporting period.

除總賬面值31,376,190港元（二零一九年：零）已逾期超過90日外，概無其他應收貸款於報告期末已經逾期。

Gross carrying amount of loans receivable amounting to HK\$27,429,434 (2019: HK\$41,097,461) as at 31 December 2020 is secured by properties located in Hong Kong. The fair values of these properties are higher than the carrying amounts of the respective loans receivable. The Group is not permitted to sell or re-pledge the properties in the absence of default by the borrower. There has not been any significant changes in the quality of the collateral held for the loans receivable. The Group has not recognised a loss allowance for the loans receivable as a result of these collaterals.

於二零二零年十二月三十一日，總賬面值為27,429,434港元（二零一九年：41,097,461港元）的應收貸款乃由位於香港的物業抵押。該等物業的公平值較相關應收貸款的賬面值為高。在借款人未違約的情況下，本集團不得出售或再抵押該等物業。就該等應收貸款所持有的抵押品質素並無任何重大變動。本集團並無因該等抵押品而確認應收貸款的虧損撥備。

## Notes to the Consolidated Financial Statements

### 綜合財務報表附註

For the year ended 31 December 2020

截至二零二零年十二月三十一日止年度

#### 23. LOANS RECEIVABLE (Continued)

Gross carrying amount of loans receivable amounting to HK\$27,760,367 as at 31 December 2020 (2019: HK\$24,221,603), which is secured by the entire issued share capital of immediate holding company of the borrower and guaranteed by the son of the ultimate beneficial owner of the borrower. During the year ended 31 December 2020, the counterparty of this loans receivable defaulted in repayment and no settlement was made for the outstanding balances during the year. The management of the Group considered that the credit risk on this loans receivable has significantly increased during the year and started to assess the ECL on this loans receivable from 12-month ECL to lifetime ECL during the year ended 31 December 2020. In view of the probability of the default and the recoverable amount of the pledges, an impairment loss of HK\$26,549,287 (2019: HK\$1,211,080) was recognised.

The remaining gross carrying amount of loans receivable amounting to HK\$6,312,852 (2019: HK\$3,615,329) is unsecured. During the year ended 31 December 2020, there are counterparties with gross carrying amount of HK\$3,958,939 defaulted in repayment and no settlement was made for the outstanding balances during the year. In view of the continuous non repayment from the debtors, an impairment losses of HK\$3,828,939 (2019: HK\$130,000) on these credit-impaired debtors during the year ended 31 December 2020. Also, the Group has recognised HK\$176,015 (2019: HK\$7,500) loss allowance on the remaining loans receivable.

Total loss allowance of HK\$30,554,241 (2019: HK\$1,348,580) have been recognised in respect of the loans receivable during the year ended 31 December 2020. Details of impairment assessment of loans receivable for the years ended 31 December 2020 and 2019 are set out in note 41.

#### 23. 應收貸款 (續)

於二零二零年十二月三十一日，總賬面值為27,760,367港元(二零一九年：24,221,603港元)的應收貸款乃以借款人的直接控股公司的全部已發行股本作抵押，並由該借款人的最終實益擁有人之兒子作擔保。截至二零二零年十二月三十一日止年度，此應收貸款的對手方拖欠還款，於年內並無清償未償還結餘。本集團管理層認為，此應收貸款的信貨風險於年內大幅上升，並開始評估此應收貸款的預期信貸虧損，於截至二零二零年十二月三十一日止年度由十二個月預期信貸虧損變為全期預期信貸虧損。鑒於違約的可能性及抵押物的可收回金額，故已確認26,549,287港元(二零一九年：1,211,080港元)的減值虧損。

餘下總賬面值為6,312,852港元(二零一九年：3,615,329港元)的應收貸款為無抵押。截至二零二零年十二月三十一日止年度，總賬面值為3,958,939港元的對手方拖欠還款，於年內並無清償未償還結餘。鑒於債務人持續不還款，已於截至二零二零年十二月三十一日止年度就該等已出現信貸減值的應收賬款確認3,828,939港元(二零一九年：130,000港元)的減值虧損。此外，本集團已就餘下應收貸款確認176,015港元(二零一九年：7,500港元)的虧損撥備。

截至二零二零年十二月三十一日止年度，已就應收貸款確認30,554,241港元(二零一九年：1,348,580港元)的總虧損撥備。截至二零二零年及二零一九年十二月三十一日止年度的應收貸款之減值評估詳情載於附註41。

## Notes to the Consolidated Financial Statements

### 綜合財務報表附註

For the year ended 31 December 2020

截至二零二零年十二月三十一日止年度

#### 24. AMOUNTS DUE FROM RELATED COMPANIES

#### 24. 應收關連公司款項

		2020 二零二零年 HK\$ 港元	2019 二零一九年 HK\$ 港元
Gross carrying amounts	總賬面值	1,236,756	1,303,402
Less: allowance for credit losses	減：信貸虧損撥備	(1,236,756)	-
		-	1,303,402

The amounts due from related companies represent trade related balances from two related companies. One of the related companies is controlled by Dr. Suet Chai Kit, Christopher (“Dr. Suet”), the father of Mr. Suet Ka Lun, Ernie, and another one is held as to 52.47% by the trustee of a discretionary trust of which the immediate family member of Mr. Suet Ka Lun, Ernie is one of the discretionary objects. The Group’s credit term of 30 days has been granted to the related companies.

As at 1 January 2019, amounts due from related companies amounted to HK\$2,433,094.

The following is an ageing analysis of the amounts due from related companies, net of loss allowance presented based on the invoice date at the end of the reporting period.

應收關連公司款項指兩家關連公司的貿易相關結餘。其中一家關連公司由薛濟傑博士（「薛博士」，為薛嘉麟先生的父親）控制，而另一家關連公司由一項全權信託的受託人擁有52.47%權益，而薛嘉麟先生的直系家庭成員為酌情受益人之一。本集團向關連公司授予30日之信貸期。

於二零一九年一月一日，應收關連公司款項為2,433,094港元。

以下為於報告期末根據發票日期呈列之應收關連公司款項（扣除虧損撥備）之賬齡分析。

		2020 二零二零年 HK\$ 港元	2019 二零一九年 HK\$ 港元
Over 180 days	超過180日	-	1,303,402

# Notes to the Consolidated Financial Statements

## 綜合財務報表附註

For the year ended 31 December 2020

截至二零二零年十二月三十一日止年度

### 24. AMOUNTS DUE FROM RELATED COMPANIES (Continued)

As at 31 December 2019, included in the Group's amounts due from related companies balance with gross carrying amount of HK\$1,303,402 which are past due as at the reporting date. Out of the past due balances, HK\$1,303,402 has been past due 90 days or more and is not considered as in default based on the satisfactory settlement history of the related companies, and thus no allowance for ECL is provided.

During the year ended 31 December 2020, the Group has agreed with the related companies on the repayment schedules of the outstanding receivables but the related companies continued to default in repayment upon partial settlement of the outstanding balances. Thus, the management of the Group considered that the credit risk on related companies had significantly increased and credit-impaired in view of the understanding of the business update of the related companies, an impairment loss of HK\$1,236,756, which represented the remaining gross carrying amount, was recognised during the year ended 31 December 2020.

Details of impairment assessment of trade related amounts due from related companies for the years ended 31 December 2020 and 2019 are set out in note 41.

### 24. 應收關連公司款項(續)

於二零一九年十二月三十一日，本集團之應收關連公司款項包括總賬面值為1,303,402港元的款項，有關款項於報告日期已逾期。在逾期結餘中，1,303,402港元經已逾期90日或以上，基於關連公司令人滿意的清償歷史並不被視為已違約，故並無作出預期信貸虧損撥備。

截至二零二零年十二月三十一日止年度，本集團與關連公司協定未償還應收款項的還款時間表，惟關連公司於部分清償未償還結餘後繼續拖欠還款。因此，本集團管理層認為，鑒於了解關連公司的業務最新情況後，關連公司的信貸風險已大幅上升及出現信貸減值，故已於截至二零二零年十二月三十一日止年度確認1,236,756港元(即餘下總賬面值)的減值虧損。

截至二零二零年及二零一九年十二月三十一日止年度的應收關連公司的貿易相關款項減值評估詳情載於附註41。



## Notes to the Consolidated Financial Statements

### 綜合財務報表附註

For the year ended 31 December 2020

截至二零二零年十二月三十一日止年度

#### 25. SHORT-TERM BANK DEPOSITS/CASH AND CASH EQUIVALENTS

Short-term bank deposits and cash and cash equivalents comprise cash held by the Group and bank deposits with an original maturity of three months or less. As at 31 December 2020, bank balances and short-term bank deposits of approximately HK\$22,102,000 (2019: HK\$6,981,000), HK\$2,729,000 (2019: HK\$3,226,000), and HK\$8,019,000 (2019: HK\$98,000) were denominated in USD, HK\$ and RMB respectively and bank balances of approximately HK\$69,000 were denominated in Euro ("EURO") as at 31 December 2019, the currencies other than the functional currency of the respective group entities.

Furthermore, included in the short-term bank deposits and cash and cash equivalents are amounts denominated in RMB of approximately HK\$110,416,000 (2019: HK\$123,161,000), which are not freely convertible into other currencies.

The bank balances and short-term bank deposits carry interest rates with a range from 0.1% to 2.5% (2019: 0.1% to 2.5%) per annum.

Details of impairment assessment of short-term bank deposits and cash and cash equivalents for the years ended 31 December 2020 and 2019 are set out in note 41.

#### 25. 短期銀行存款／現金及現金等值

短期銀行存款以及現金及現金等值包括本集團所持現金及原到期日為三個月或以下之銀行存款。於二零二零年十二月三十一日，為數約22,102,000港元（二零一九年：6,981,000港元）、2,729,000港元（二零一九年：3,226,000港元）及8,019,000港元（二零一九年：98,000港元）之銀行結餘及短期銀行存款分別以美元、港元及人民幣計值，而為數約69,000港元之銀行結餘於二零一九年十二月三十一日以歐元（「歐元」）計值，有關貨幣均非個別集團實體之功能貨幣。

此外，短期銀行存款以及現金及現金等值包括約110,416,000港元（二零一九年：123,161,000港元）以人民幣計值之款項，該筆款項不可自由兌換為其他貨幣。

銀行結餘及短期銀行存款按年利率介乎0.1%至2.5%（二零一九年：0.1%至2.5%）計息。

截至二零二零年及二零一九年十二月三十一日止年度的短期銀行存款以及現金及現金等值的減值評估詳情載於附註41。

## Notes to the Consolidated Financial Statements

### 綜合財務報表附註

For the year ended 31 December 2020

截至二零二零年十二月三十一日止年度

#### 26. TRADE AND OTHER PAYABLES AND ACCRUALS

The following is an ageing analysis of trade payables presented based on the invoice date at the end of the reporting period.

		2020 二零二零年 HK\$ 港元	2019 二零一九年 HK\$ 港元
0 – 30 days	0至30日	46,307,321	50,325,121
31 – 60 days	31至60日	17,421,917	6,965,381
61 – 90 days	61至90日	11,043,614	3,063,315
Over 90 days	超過90日	9,680,938	3,352,350
		<b>84,453,790</b>	63,706,167
Accrued expenses and other payables	應計開支及其他應付款項	<b>39,054,836</b>	36,440,585
		<b>123,508,626</b>	100,146,752

The credit period ranges from 90 days to 120 days. The Group has financial risk management policies in place to ensure that all payables are within the credit timeframe.

Trade and other payables of approximately HK\$4,361,000 (2019: HK\$3,958,000) and HK\$141,000 (2019: HK\$498,000) were denominated in RMB and USD respectively, the currencies other than the functional currency of the respective group entities, as at 31 December 2020.

Rental deposit received of HK\$370,000 in respect of the non-cancellable operating leases with a related party as disclosed in note 39 is included in other payables as at 31 December 2019.

#### 26. 貿易及其他應付款項以及應計款項

以下為於報告期末根據發票日期載列之貿易應付款項的賬齡分析。

信貸期介乎90日至120日。本集團已制定財務風險管理政策，以確保所有應付款項按期支付。

於二零二零年十二月三十一日，為數約4,361,000港元（二零一九年：3,958,000港元）及141,000港元（二零一九年：498,000港元）之貿易及其他應付款項分別以人民幣及美元計值，而有關貨幣均並非個別集團實體之功能貨幣。

附註39所披露就與一名關連人士所訂立的不可撤銷經營租賃收取的租金按金370,000港元已計入於二零一九年十二月三十一日之其他應付款項中。

## Notes to the Consolidated Financial Statements

### 綜合財務報表附註

For the year ended 31 December 2020

截至二零二零年十二月三十一日止年度

#### 27. LEASE LIABILITIES

#### 27. 租賃負債

		2020 二零二零年 HK\$ 港元	2019 二零一九年 HK\$ 港元
Lease liabilities payable:	應付租賃負債：		
Within one year	於一年內	8,949,086	6,452,993
Within a period of more than one year but not more than two years	超過一年但不超過兩年的期間內	9,166,052	6,088,746
Within a period of more than two years but not more than five years	超過兩年但不超過五年的期間內	2,564,782	8,585,066
Within a period of more than five years	超過五年的期間內	32,669,758	33,504,809
		<b>53,349,678</b>	54,631,614
Less: Amount due for settlement with 12 months shown under current liabilities	減：於流動負債項下列示的12個月內到期償還款項	<b>(8,949,086)</b>	(6,452,993)
Amount due for settlement after 12 months shown under non-current liabilities	於非流動負債項下列示的12個月後到期償還款項	<b>44,400,592</b>	48,178,621

Lease obligations that are denominated in currencies other than the functional currencies of the relevant group entities are set out below:

以相關集團實體的功能貨幣之外的貨幣計值的租賃負債載於下文：

		2020 二零二零年 HK\$ 港元	2019 二零一九年 HK\$ 港元
Denominated in HK\$ against RMB	以港元兌人民幣計值	<b>36,050,889</b>	36,560,280

The weighted average incremental borrowing rates applied to lease liabilities range from 4.38% to 5.38% (2019: from 4.38% to 5.38%).

租賃負債採納的加權平均增量借款利率介乎4.38%至5.38% (二零一九年：4.38%至5.38%)。

# Notes to the Consolidated Financial Statements

## 綜合財務報表附註

For the year ended 31 December 2020

截至二零二零年十二月三十一日止年度

### 28. CONTRACT LIABILITIES

### 28. 合約負債

	2020 二零二零年 HK\$ 港元	2019 二零一九年 HK\$ 港元
Contract liabilities from Trading Business 來自貿易業務的合約負債	474,481	685,883
Contract liabilities from Music and Entertainment Business 來自音樂及娛樂業務的合約負債	552,917	552,917
Contract liabilities from Manufacturing and Sales Business 來自製造及銷售業務的合約負債	9,437,305	3,396,802
	<b>10,464,703</b>	4,635,602

As at 1 January 2019, the carrying amount of lease liabilities was HK\$3,330,271.

於二零一九年一月一日，租賃負債的賬面值為3,330,271港元。

Contract liabilities are classified as current liabilities because the Group expects to settle them within 12 months after the end of the reporting period.

合約負債分類為流動負債，因為本集團預期於報告期末後十二個月內償付合約負債。

Typical payment terms which impact on the amount of contract liabilities recognised are as follows:

對已確認合約負債金額產生影響的一般支付條款如下：

When the Group receives a deposit before the printing products delivery, this will give rise to contract liabilities at the start of a contract, until the revenue recognised on the specific contract exceeds the amount of the deposit. The Group receives a 10% to 30% deposit on acceptance of orders for trading of printing products from certain customers.

當本集團於印刷產品交付前收到訂金，則此將於合約開始時產生合約負債，直至就指定合約確認的收益超過訂金金額。本集團於自若干客戶收到印刷產品貿易訂單後收取10%至30%的訂金。

When the Group receives a deposit before the completion of concert and show, this will give rise to contract liabilities at the start of a contract, until the revenue recognised on the specific contract exceeds the amount of the deposit. The Group receives a 10% to 30% deposit on from certain customers when the contract for concert and show signed.

當本集團於演唱會和表演完成前收到訂金，則此將於合約開始時產生合約負債，直至就指定合約確認的收益超過訂金金額。本集團於演唱會的合約經簽署時自若干客戶收取10%至30%的訂金。

# Notes to the Consolidated Financial Statements

## 綜合財務報表附註

For the year ended 31 December 2020

截至二零二零年十二月三十一日止年度

### 28. CONTRACT LIABILITIES (Continued)

When the Group receives a deposit before the manufacturing of printing product commences, this will give rise to contract liabilities at the start of a contract, until the revenue recognised on the relevant contract exceeds the amount of the deposit. The Group receives a 10% to 50% deposit on acceptance of manufacturing orders from certain customers.

The following table shows how much of the revenue recognised in the current year relates to carried-forward contract liabilities.

### 28. 合約負債 (續)

當本集團於製造印刷產品開始前收到訂金，則此將於合約開始時產生合約負債，直至就指定合約確認的收益超過訂金金額。本集團於自若干客戶收到製造訂單後收取10%至50%的訂金。

下表列示於本年度確認的收益金額，涉及結轉合約負債。

		HK\$ 港元
<b>For the year ended 31 December 2020</b>	<b>截至二零二零年十二月三十一日 止年度</b>	
Revenue recognised that was included in the contract liabilities balance at the beginning of the year	計入年初合約負債結餘的 已確認收益	4,635,602
<b>For the year ended 31 December 2019</b>	<b>截至二零一九年十二月三十一日 止年度</b>	
Revenue recognised that was included in the contract liabilities balance at the beginning of the year	計入年初合約負債結餘的 已確認收益	3,330,271

### 29. AMOUNT DUE TO A NON-CONTROLLING SHAREHOLDER OF A SUBSIDIARY

The amount is unsecured, interest-free and repayable on demand.

### 29. 應付一家附屬公司一名非控股股東款項

該筆款項為無抵押、免息及須按  
要求償還。

## Notes to the Consolidated Financial Statements

### 綜合財務報表附註

For the year ended 31 December 2020

截至二零二零年十二月三十一日止年度

#### 30. AMOUNT DUE TO A RELATED COMPANY

#### 30. 應付一家關連公司款項

		2020 二零二零年 HK\$ 港元	2019 二零一九年 HK\$ 港元
Carrying amount that is repayable:	應償還賬面值：		
– within one year	– 一年內	48,402	165,848
– over one year but less than two years	– 超過一年但少於兩年	44,427	45,807
– over two years but less than five years	– 超過兩年但少於五年	116,627	112,376
– over five years	– 超過五年	62,307	110,986
		<b>271,763</b>	435,017
Less: Amount due for settlement within one year (shown under current liabilities)	減：一年內到期償還款項（於流動負債項下列示）	<b>(48,402)</b>	(165,848)
Amount due for settlement after one year	一年後到期償還款項	<b>223,361</b>	269,169

The amount is unsecured and fixed-interest bearing at a range from 18% to 20% per annum (2019: 18% to 20% per annum). The related company is controlled by Mr. Suet Ka Lun, Ernie, who is a director of the Company.

該筆款項為無抵押、按固定年利率介乎18%至20%（二零一九年：年利率18%至20%）計息。該關連公司由本公司董事薛嘉麟先生控制。

## Notes to the Consolidated Financial Statements

### 綜合財務報表附註

For the year ended 31 December 2020

截至二零二零年十二月三十一日止年度

#### 31. BANK BORROWINGS

#### 31. 銀行借貸

		2020 二零二零年 HK\$ 港元	2019 二零一九年 HK\$ 港元
Secured bank borrowings	有抵押銀行借貸	<b>79,786,671</b>	92,168,478
The carrying amount of bank borrowings (shown under current liabilities) contains a repayment on demand clause:	包含按要求償還條款之銀行借貸之賬面值(於流動負債項下列示):		
– Within one year	—一年內	<b>58,092,799</b>	41,923,771
– Within a period of more than one year, but not exceeding two years	—超過一年但不超過兩年的期間內	<b>21,693,872</b>	13,577,523
– Within a period of more than two years, but not exceeding five years	—超過兩年但不超過五年的期間內	–	36,667,184
		<b>79,786,671</b>	92,168,478
Less: Amount due within one year shown under current liabilities	減: 於流動負債項下列示之一年內到期款項	<b>(79,786,671)</b>	(92,168,478)
Amount due after one year	一年後到期款項	–	–

Details of the pledged assets for the secured bank borrowings are disclosed in notes 15 and 16.

有抵押銀行借貸的抵押資產詳情於附註15及16披露。

The secured bank borrowings carry interest at Hong Kong Interbank Offered Rate (“HIBOR”) plus 1.25% to 2.5% (2019: 1.25% to 2.5%) per annum.

有抵押銀行借貸按香港銀行同業拆息(香港銀行同業拆息)加1.25%至2.5%(二零一九年: 1.25%至2.5%)之年利率計息。

## Notes to the Consolidated Financial Statements

### 綜合財務報表附註

For the year ended 31 December 2020

截至二零二零年十二月三十一日止年度

#### 32. DEFERRED TAXATION

The following are the major deferred tax (liabilities) assets recognised and movements thereon during the current year and prior years:

For the purpose of presentation of the consolidated financial statements, certain deferred tax assets and deferred tax liabilities have been offset. The following is the analysis for reporting propose:

		2020 二零二零年 HK\$ 港元	2019 二零一九年 HK\$ 港元
Deferred tax assets	遞延稅項資產	333,359	–
Deferred tax liabilities	遞延稅項負債	(9,044,502)	(8,091,205)
		<b>(8,711,143)</b>	(8,091,205)

#### 32. 遞延稅項

以下為於本年度及過往年度確認之主要遞延稅項(負債)資產以及其變動:

就編製綜合財務報表而言,若干遞延稅項資產及遞延稅項負債經已抵銷。以下為供報告用途的分析:



# Notes to the Consolidated Financial Statements

## 綜合財務報表附註

For the year ended 31 December 2020

截至二零二零年十二月三十一日止年度

### 32. DEFERRED TAXATION (Continued)

The following are the major deferred tax (liabilities) assets recognised and movements thereon during the current year and prior years:

### 32. 遞延稅項 (續)

以下為於本年度及過往年度確認之主要遞延稅項(負債)資產以及其變動:

		Accelerated tax depreciation	Tax losses	Change in fair value of financial assets at FVTPL 透過損益 按公平值 列賬之 金融資產的 公平值變動	ECL on financial assets	Others	Total
		加速稅務折舊	稅務虧損	金融資產的 公平值變動	金融資產 之預期 信貸虧損	其他	總計
		HK\$	HK\$	HK\$	HK\$	HK\$	HK\$
		港元	港元	港元	港元	港元	港元
						(Note) (附註)	
At 1 January 2019	於二零一九年一月一日	(3,598,867)	6,267,750	(6,106,654)	-	(7,170,174)	(10,607,945)
(Charge) credit to profit or loss for the year	(扣自)撥入本年損益	(1,997,803)	(1,688,842)	1,688,842	-	4,476,744	2,478,941
Exchange adjustments	匯兌調整	-	-	-	-	37,799	37,799
At 31 December 2019	於二零一九年 十二月三十一日	(5,596,670)	4,578,908	(4,417,812)	-	(2,655,631)	(8,091,205)
(Charge) credit to profit or loss for the year	(扣自)撥入本年損益	(105,487)	(4,417,812)	4,417,812	918,434	(1,304,246)	(491,299)
Exchange adjustments	匯兌調整	-	-	-	-	(128,639)	(128,639)
At 31 December 2020	於二零二零年 十二月三十一日	(5,702,157)	161,096	-	918,434	(4,088,516)	(8,711,143)

*Note:* As at 31 December 2020 and 2019, the deferred tax liabilities "others" are arising from the revaluation of investment properties upon change of use of certain premises from owner-occupation to leasing out for rental income and the temporary difference arising from the revenue recognised over time from manufacturing and sales of printing products for PRC subsidiaries under HKFRS 15.

*附註:* 於二零二零年及二零一九年十二月三十一日,遞延稅項負債「其他」乃於若干物業的用途由自用轉為出租以賺取租金收入時對投資物業進行重估時產生,而臨時差額於根據香港財務報告準則第15號隨著時間確認來自中國附屬公司印刷產品製造及銷售的收益時產生。

# Notes to the Consolidated Financial Statements

## 綜合財務報表附註

For the year ended 31 December 2020

截至二零二零年十二月三十一日止年度

### 32. DEFERRED TAXATION (Continued)

At the end of the reporting period, the Group has estimated unused tax losses of approximately HK\$349,855,000 (2019: HK\$280,501,000) available to offset against future profits. A deferred tax asset has been recognised in respect of approximately HK\$976,000 (2019: HK\$27,751,000) of the tax losses. No deferred tax asset has been recognised in respect of the remaining tax losses of HK\$348,879,000 (2019: HK\$252,750,000) due to the unpredictability of future profit streams. Included in unused tax losses of HK\$7,902,000 (2019: HK\$16,149,000) that can be carried forward for five years from the year in which the losses arose. Other losses may be carried forward indefinitely.

Under the EIT Law of the PRC, withholding tax is imposed on dividends declared in respect of profits earned by the PRC subsidiaries from 1 January 2008 onwards. Deferred taxation has not been provided for in the consolidated financial statements in respect of temporary differences attributable to retained profits of the PRC subsidiaries amounting to approximately HK\$77,996,000 (2019: HK\$79,198,000) as the Group is able to control the timing of the reversal of the temporary differences and it is probable that the temporary differences will not reverse in the foreseeable future.

### 32. 遞延稅項 (續)

於報告期末，本集團可供抵銷未來溢利之估計未動用稅務虧損約為349,855,000港元(二零一九年：280,501,000港元)。本集團已就為數約976,000港元(二零一九年：27,751,000港元)之稅務虧損確認遞延稅項資產。由於難以預測未來溢利流量，故並無就其餘稅務虧損348,879,000港元(二零一九年：252,750,000港元)確認遞延稅項資產。計入未動用稅項虧損7,902,000港元(二零一九年：16,149,000港元)，有關虧損可由虧損產生年度起結轉五年。其他虧損可無限期結轉。

根據中國企業所得稅法，中國附屬公司由二零零八年一月一日起賺取之溢利宣派之股息須繳納預扣稅。由於本集團可控制中國附屬公司累計溢利所產生之臨時差額之撥回時間，且臨時差額不大可能於可見將來撥回，故並無於綜合財務報表內就約77,996,000港元(二零一九年：79,198,000港元)之臨時差額作出遞延稅項撥備。

# Notes to the Consolidated Financial Statements

## 綜合財務報表附註

For the year ended 31 December 2020

截至二零二零年十二月三十一日止年度

### 33. SHARE CAPITAL

### 33. 股本

Shares of HK\$0.01 each	每股0.01港元的股份	Number of shares 股份數目	HK\$ 港元
Authorised: At 1 January 2019, 31 December 2019 and 2020	法定： 於二零一九年一月一 日、二零一九年及 二零二零年 十二月三十一日	50,000,000,000	500,000,000
Issued and fully paid: At 1 January 2019, 31 December 2019 and 2020	已發行及繳足： 於二零一九年一月一 日、二零一九年及 二零二零年 十二月三十一日	253,639,456	2,536,395

There was no movement in the Company's share capital for both years.

本公司股本於兩個年度並無變動。

### 34. SHARE OPTION SCHEME

### 34. 購股權計劃

On 13 February 2014, a share option scheme (the "Share Option Scheme") was approved by shareholders of the Company and adopted by the Company. The Share Option Scheme will remain in force for a period of 10 years commencing on the date on which the Share Option Scheme is adopted.

於二零一四年二月十三日，本公司股東批准一項購股權計劃（「購股權計劃」），並由本公司採納。購股權計劃將由購股權計劃獲採納當日起計十年內有效。

The purpose of the Share Option Scheme is to enable the Company to grant options to eligible participants as incentives or rewards for their contribution to the Group and/or to enable the Group to recruit and retain high-calibre employees and attract human resources that are valuable to the Group and any invested entity.

購股權計劃旨在使本公司可向合資格參與者授出購股權，作為彼等對本集團作出貢獻的激勵或獎勵，及／或讓本集團可羅致及挽留優秀僱員，並招攬對本集團及任何被投資實體有價值之人力資源。

Under the Share Option Scheme, the directors of the Company may grant options to eligible employees, including directors of the Company and its subsidiaries, to subscribe for shares of the Company. Additionally, the Company may, from time to time, grant share options to outside third parties for settlement in respect of goods or services provided to the Company. Details of the share option scheme are disclosed in the directors' report of this annual report.

根據購股權計劃，本公司董事可向合資格僱員授出購股權，包括本公司及其附屬公司的董事，以認購本公司的股份。此外，本公司可不時就結算向本公司提供的商品或服務向外部第三方授出購股權。有關購股權計劃的詳情於本年報的董事會報告中披露。

No share options have been granted since the adoption of the Share Option Scheme.

自採納購股權計劃當日起並無授出購股權。

# Notes to the Consolidated Financial Statements

## 綜合財務報表附註

For the year ended 31 December 2020

截至二零二零年十二月三十一日止年度

### 35. DISPOSAL OF A SUBSIDIARY

On 28 March 2019, Dream Class Limited (“Dream Class”) and Grand Prospects Finance International Limited (“Grand Prospects”), which are both wholly-owned subsidiaries of the Company, and Kwong Da Enterprises Limited (“Kwong Da”), the ultimate holding company of the major shareholder of Sichuan Yinghua Real Estate Co. (“Yinghua”), entered into a confirmation deed for the settlement and completion arrangement for the disposal of Star Rank Limited (“Star Rank”), a wholly-owned subsidiary of Dream Class which holds 16.67% equity interest of Yinghua, to Kwong Da. Grand Prospects signed a loan agreement with Kada Capital Investments Limited (“Kada”), which holds 83.33% equity interest of Yinghua, to provide a 2-year loan to Kada with an amount equal to the outstanding consideration payable of RMB21,693,205 (equivalent to HK\$25,523,825 at the date of transaction) bearing 10.5% annual interest. Upon signing of the loan agreement, the disposal of Star Rank is completed on 23 December 2019 and Dream Class ceased control on Star Rank since then.

### 35. 出售一家附屬公司

於二零一九年三月二十八日，Dream Class Limited (「Dream Class」) 及華泰財務國際有限公司 (「華泰」) (均為本公司之全資附屬公司) 及坤達實業有限公司 (「坤達」，四川英華房地產有限公司 (「英華房地產」) 主要股東之最終控股公司) 訂立確認契據，內容有關向坤達出售Star Rank Limited (「Star Rank」，Dream Class之全資附屬公司，其持有英華房地產之16.67%股權) 之付款及完成安排。華泰與匯金資本投資有限公司 (「匯金」) (持有英華房地產之83.33%股權) 簽訂貸款協議，以向匯金提供一筆金額相當於尚未支付代價人民幣21,693,205元 (於交易當日相當於25,523,825港元) 的兩年期貸款，按年利率10.5%計息。於簽署貸款協議後，出售Star Rank於二零一九年十二月二十三日完成，而Dream Class自當時起不再對Star Rank有控制權。

		HK\$ 港元
Net assets disposed of:	出售之資產淨值：	
Equity instruments at FVTOCI	透過其他全面收入按公平值列賬之 股本工具	14,679,744
Bank balances	銀行結餘	1,232,670
Other payables	其他應付款項	(2,999)
		15,909,415
Gain on disposal of a subsidiary:	出售一家附屬公司之收益：	
Consideration	代價	26,756,495
Net assets disposed of	出售之資產淨值	(15,909,415)
Cumulative exchange differences in respect of the net assets of the subsidiary reclassified from equity to profit or loss on loss of control of the subsidiary	有關該附屬公司的資產淨值自權益重新分類至有關對該附屬公司喪失控制權的損益之累計匯兌差額	960,888
		11,807,968
Net cash inflow arising on disposal:	出售產生之現金流入淨額：	
Consideration	代價	26,756,495
Less: Bank balances disposed of	減：出售由本集團授出的貸款的 銀行結餘 (附註)	(1,232,670)
Loan granted by the Group (Note)		(25,523,825)
		-

# Notes to the Consolidated Financial Statements

## 綜合財務報表附註

For the year ended 31 December 2020

截至二零二零年十二月三十一日止年度

### 35. DISPOSAL OF A SUBSIDIARY (Continued)

*Note:* The outstanding consideration is settled by the loan granted by the Group. Details of the loan grant is disclosed in note 23.

The results of Star Rank for the period from 1 January 2019 to 23 December 2019, which have been included in the consolidated statement of profit or loss and other comprehensive income, are as follows:

		HK\$ 港元
Loss from the operation of Star Rank and its subsidiaries	來自經營Star Rank及其附屬公司的虧損	(18,377)
Gain on disposal of Star Rank (included in other gains and losses)	出售Star Rank的收益 (計入其他收益及虧損)	11,807,968
		<u>11,789,591</u>

During the year ended 31 December 2019, Star Rank and its subsidiaries contribute operating cash outflows of HK\$18,377 to the Group.

### 36. OPERATING LEASING ARRANGEMENTS

#### The Group as lessor

All of the Group's properties held for rental purposes have committed tenants for the next one to three years. At the end of the reporting period, the Group has contracted with tenants for the future minimum lease payments under non-cancellable operating leases in respect of rented premises which fall due as follows:

### 35. 出售一家附屬公司 (續)

*附註:* 未支付代價透過本集團授出的貸款結清。貸款授出的詳情於附註23披露。

Star Rank於二零一九年一月一日至二零一九年十二月二十三日止期間的業績(已計入綜合損益及其他全面收入報表中)如下:

截至二零一九年十二月三十一日止年度, Star Rank及其附屬公司為本集團貢獻經營現金流出18,377港元。

### 36. 經營租賃

#### 本集團作為承租人

本集團所有持作出租用途之物業於未來一至三年均有租客承租。於報告期末, 本集團與租戶訂約, 就出租物業之不可撤銷經營租賃於下列期間到期收取之未來最低租賃款項如下:

## Notes to the Consolidated Financial Statements

### 綜合財務報表附註

For the year ended 31 December 2020

截至二零二零年十二月三十一日止年度

#### 36. OPERATING LEASING ARRANGEMENTS (Continued)

##### The Group as lessor (Continued)

Undiscounted lease payments receivable on leases are as follows:

		2020 二零二零年 HK\$ 港元	2019 二零一九年 HK\$ 港元
Within one year	一年內	3,661,724	4,691,272
In the second year	第二年	3,552,000	4,440,000
In the third year	第三年	2,072,000	1,110,000
		<b>9,285,724</b>	10,241,272

At the end of the reporting period, the Group has contracted with a related party of HK\$9,176,000 (2019: HK\$9,990,000) for the future minimum lease payments.

#### 37. CAPITAL COMMITMENTS

		2020 二零二零年 HK\$ 港元	2019 二零一九年 HK\$ 港元
Capital expenditure contracted for but not provided in the consolidated financial statements in respect of: – acquisition of property, plant and equipment	就以下各項已訂約但未在綜合財務報表中提撥準備之資本開支： – 購置物業、廠房及設備	<b>2,491,735</b>	20,302,233

#### 36. 經營租賃 (續)

##### 本集團作為承租人 (續)

租約項下之未貼現應收租賃款項如下：

	2020 二零二零年 HK\$ 港元	2019 二零一九年 HK\$ 港元
Within one year	3,661,724	4,691,272
In the second year	3,552,000	4,440,000
In the third year	2,072,000	1,110,000
	<b>9,285,724</b>	10,241,272

於報告期末，本集團已與一名關連人士就未來最低租賃付款9,176,000港元(二零一九年：9,990,000港元)訂約。

#### 37. 資本承擔

# Notes to the Consolidated Financial Statements

## 綜合財務報表附註

For the year ended 31 December 2020

截至二零二零年十二月三十一日止年度

### 38. RETIREMENT BENEFITS SCHEMES

The Group participates in both a defined contribution scheme which is registered under the Occupational Retirement Schemes Ordinance (the ORSO Scheme) and the MPF Scheme established under the Mandatory Provident Fund Schemes Ordinance in December 2000. The assets of the schemes are held separately from those of the Group, in funds under the control of trustees. Employees who were members of the ORSO Scheme prior to the establishment of the MPF Scheme were offered a choice of staying within the ORSO Scheme or switching to the MPF Scheme, whereas all new employees joining the Group on or after 1 December 2000 are required to join the MPF Scheme.

For members of the MPF Scheme, the Group contributes 5% of relevant payroll costs to the MPF Scheme, which contribution is matched by the employee.

The ORSO Scheme is funded by monthly contributions from both employees and the Group at a rate of 5% of the employee's basic salary, depending on the length of service with the Group.

The employees of the Group's subsidiaries in PRC are members of a state-managed retirement benefit scheme operated by the local municipal government of Shenzhen. The subsidiary is required to contribute 5% of payroll costs to the retirement benefit scheme to fund the benefits.

The only obligation of the Group with respect to the retirement benefit scheme is to make the specified contributions.

At 31 December 2020 and 2019, there were no significant forfeited contributions which arose upon employees leaving the schemes before they are fully vested in the contributions and which are available to reduce the contributions payable by the Group in the future.

The total expenses recognised in profit or loss of HK\$2,135,822 (2019: HK\$9,214,162) represent contributions payable to these plans by the Group at rates specified in the rules of the plans.

### 38. 退休福利計劃

本集團參與一項定額供款計劃（「ORSO計劃」，該計劃已根據職業退休計劃條例註冊）及強積金計劃（該計劃乃根據強積金條例於二零零零年十二月設立）。該等計劃之資產乃與本集團之資產分開持有，存於信託人控制之基金。於強積金計劃設立前為ORSO計劃成員之僱員，可選擇繼續參加ORSO計劃或轉至強積金計劃，而所有於二零零零年十二月一日或之後加入本集團的新僱員須參與強積金計劃。

對於強積金計劃之成員而言，本集團按有關工資成本之5%向強積金計劃供款，有關供款額與僱員相同。

ORSO計劃乃根據僱員於本集團服務之年數，由僱員及本集團按月供款，供款數額為僱員基本薪金之5%。

本集團在中國附屬公司聘用之僱員為由深圳地方市政府營辦之國營退休福利計劃之成員。該附屬公司須按僱員工資成本之5%對退休福利計劃作出供款，以提供僱員福利所需之資金。

本集團於有關退休福利計劃中僅有之責任為作出指定之供款。

於二零二零年及二零一九年十二月三十一日，概無因僱員於供款全數歸屬前退出該等計劃而沒收，並可用以扣減本集團之未來應繳供款之重大沒收供款。

於損益內確認的開支總額為2,135,822港元（二零一九年：9,214,162港元）指本集團按該等計劃規則訂明之供款率的應付供款。

# Notes to the Consolidated Financial Statements

## 綜合財務報表附註

For the year ended 31 December 2020

截至二零二零年十二月三十一日止年度

### 39. RELATED PARTY TRANSACTIONS

- (a) Save as disclosed elsewhere in the notes 24 and 30 of the consolidated financial statements, the Group has entered into significant transactions between related parties and subsidiaries of the Company as follows:

		2020 二零二零年 HK\$ 港元	2019 二零一九年 HK\$ 港元
Rental income (Note)	租金收入 (附註)	1,110,000	4,440,000
Expenses relating to short-term leases (Note)	與短期租賃有關的開支 (附註)	3,858,087	657,343
Finance costs (Note)	融資成本 (附註)	62,349	96,425

Note: The transactions were carried out with related companies which are controlled by Dr. Suek.

附註：該等交易乃與由薛博士控制之關連公司進行。

### (b) Compensation of key management personnel

The remuneration of directors and other members of key management during the year was as follows:

		2020 二零二零年 HK\$ 港元	2019 二零一九年 HK\$ 港元
Short-term benefits	短期福利	5,984,775	6,809,378
Post-employment benefits	離職後福利	90,000	125,760
		6,074,775	6,935,138

The remuneration of directors and key executives is determined by the remuneration committee having regard to the performance of individuals and market trends.

董事及主要行政人員之薪酬乃由薪酬委員會按個別人士之表現及市場趨勢釐定。

### 39. 關連人士交易

- (a) 除綜合財務報表附註24及30其他地方所披露者外，本集團已與本公司關連人士及附屬公司進行下列重大交易：

### (b) 主要管理人員之報酬

以下為董事及其他主要管理人員於年內之薪酬：



# Notes to the Consolidated Financial Statements

## 綜合財務報表附註

For the year ended 31 December 2020

截至二零二零年十二月三十一日止年度

### 40. CAPITAL RISK MANAGEMENT

The Group manages its capital to ensure that entities in the Group will be able to continue as a going concern while maximising the return to owners through the optimisation of the debt and equity balance.

The capital structure of the Group consists of debt, which includes amount due to a related company and bank borrowings as at 31 December 2020 and 2019 disclosed in notes 30 and 31, respectively, net of cash and cash equivalents and equity attributable to owners of the Company, comprising share capital and reserves.

The management of the Group reviews the capital structure on a continuous basis taking into account the cost of capital and the risk associated with the capital. The Group will balance its overall capital structure through new share issues, repurchase of shares and the issue of new debt or the redemption of the existing debt.

The Group's overall strategy remains unchanged from prior year.

### 41. FINANCIAL INSTRUMENTS

#### Categories of financial instruments

		2020 二零二零年 HK\$ 港元	2019 二零一九年 HK\$ 港元
<b>Financial assets</b>	<b>金融資產</b>		
Equity instruments at FVTOCI	透過其他全面收入按 公平值列賬之股本工具	<b>17,854,928</b>	17,854,928
Financial assets at FVTPL	透過損益按公平值列賬之 金融資產	<b>23,059,714</b>	64,833,700
Financial assets at amortised cost	按攤銷成本計量金融資產	<b>392,436,272</b>	444,076,605
<b>Financial liabilities</b>	<b>金融負債</b>		
Amortised cost	攤銷成本	<b>215,742,246</b>	204,663,722

### 40. 資本風險管理

本集團管理其資本以確保本集團旗下各實體能持續經營，同時透過維持良好的債項及權益平衡，盡量提高擁有人回報。

本集團之資本架構由債項（包括附註30及31分別披露之於二零二零年及二零一九年十二月三十一日之應付一家關連公司款項及銀行借貸，扣除現金及現金等值）及本公司擁有人應佔權益（包括股本及儲備）組成。

本集團之管理層持續檢討資本架構，當中會考慮資本成本及與資本相關之風險。本集團將透過發行新股、購回股份及發行新債或贖回現有債項平衡其整體資本架構。

本集團之整體策略與上年度維持不變。

### 41. 金融工具

#### 金融工具之類別

# Notes to the Consolidated Financial Statements

## 綜合財務報表附註

For the year ended 31 December 2020

截至二零二零年十二月三十一日止年度

### 41. FINANCIAL INSTRUMENTS (Continued)

#### Financial risk management objectives and policies

The Group's major financial instruments include equity instruments at FVTOCI, financial assets at FVTPL, trade and other receivables and deposits, loan to a joint venture, loans receivable, trade related amounts due from related companies, short-term bank deposits, cash and cash equivalents, trade and other payables and accruals, amount due to a non-controlling shareholder of a subsidiary, amount due to a related company, bank borrowings and lease liabilities. Details of these financial instruments are disclosed in respective notes. The risks associated with these financial instruments include market risk (interest rate risk, currency risk and other price risk), credit risk and liquidity risk. The policies on how to mitigate these risks are set out below. The directors of the Company manage and monitor these exposures to ensure appropriate measures are implemented on a timely and effective manner.

#### Market risk

##### (i) Currency risk

Several subsidiaries of the Group have foreign currency sales and purchases, which expose the Group to foreign currency risk. In addition, certain trade receivables, bank balances, short-term bank deposits, trade payables of the Group are denominated in RMB, USD, HK\$ and EURO, the currencies other than the functional currency of the respective group entities as disclosed in notes 22, 25 and 26 respectively. Approximately 25% (2019: 24%) of the Group's total revenue are denominated in currencies other than the functional currency of the group entity making the sale, whilst almost 13% (2019: 13%) of costs are denominated in currencies other than the functional currency of the group entity's functional currency.

The Group currently does not have a foreign currency hedging policy. However, directors of the Company monitor foreign exchange exposure and will consider hedging significant foreign currency exposure should the need arise.

### 41. 金融工具 (續)

#### 財務風險管理目標及政策

本集團之主要金融工具包括透過其他全面收入按公平值列賬之股本工具、透過損益按公平值列賬之金融資產、貿易及其他應收款項以及訂金、貸款予一間合營公司、應收貸款、應收關連公司貿易相關款項、短期銀行存款、現金及現金等值、貿易及其他應付款項以及應計款項、應付一家附屬公司一名非控股股東款項、應付一家關連公司款項及銀行借貸。此等金融工具之詳情於有關附註披露。與此等金融工具有關之風險包括市場風險(利率風險、貨幣風險及其他價格風險)、信貸風險及流動資金風險。減低有關風險之政策載於下文。本公司董事管理及監察該等風險，確保及時採取適當有效措施。

#### 市場風險

##### (i) 貨幣風險

本集團旗下多家附屬公司以外幣進行買賣交易，因而令本集團須承受外幣風險。此外，本集團有若干貿易應收款項、銀行結餘、短期銀行存款、貿易應付款項以人民幣、美元、港元及歐元(均非有關集團實體之功能貨幣)計值，分別於附註22、25及26披露。本集團約25%(二零一九年：24%)之總收益以進行銷售之集團實體之功能貨幣以外之貨幣計值，而接近13%(二零一九年：13%)之成本以集團實體功能貨幣以外之貨幣計值。

本集團目前並無實施外幣對沖政策。然而，本公司董事監察外匯風險，在有需要時將會考慮對沖重大外幣風險。

# Notes to the Consolidated Financial Statements

## 綜合財務報表附註

For the year ended 31 December 2020

截至二零二零年十二月三十一日止年度

### 41. FINANCIAL INSTRUMENTS (Continued)

#### Financial risk management objectives and policies (Continued)

##### Market risk (Continued)

##### (i) Currency risk (Continued)

The Group's intra-group balances do not form part of the net investment in foreign operations. The carrying amounts of the foreign currency denominated intra-group balances which have been eliminated in the consolidated financial statements of certain subsidiaries of which the functional currency is HK\$ and RMB at the end of the reporting period are as follows:

	2020 二零二零年 HK\$ 港元	2019 二零一九年 HK\$ 港元
Net amounts due (to) from companies denominated in RMB against HK\$ (應付) 應收公司按人民幣兌港元計值的淨款項	<b>(1,064,826)</b>	(885,000)

The carrying amounts of the Group's foreign currency denominated monetary assets and monetary liabilities at the end of the reporting period are approximately as follows:

本集團以外幣計值之貨幣資產及貨幣負債於報告期末之概約賬面值載列如下：

	Lease liabilities 租賃負債		Monetary assets 貨幣資產		Monetary liabilities 貨幣負債	
	2020 二零二零年 HK\$ 港元	2019 二零一九年 HK\$ 港元	2020 二零二零年 HK\$ 港元	2019 二零一九年 HK\$ 港元	2020 二零二零年 HK\$ 港元	2019 二零一九年 HK\$ 港元
USD against HK\$ 美元兌港元	-	-	<b>48,386,000</b>	38,139,000	<b>141,000</b>	498,000
HK\$ against RMB 港元兌人民幣	<b>36,050,889</b>	36,560,280	<b>2,729,000</b>	3,226,000	-	-
RMB against HK\$ 人民幣兌港元	-	-	<b>8,019,000</b>	98,000	<b>4,038,000</b>	3,958,000
EURO against HK\$ 歐元兌港元	-	-	<b>69,000</b>	-	-	-

# Notes to the Consolidated Financial Statements

## 綜合財務報表附註

For the year ended 31 December 2020

截至二零二零年十二月三十一日止年度

### 41. FINANCIAL INSTRUMENTS (Continued)

#### Financial risk management objectives and policies (Continued)

##### Market risk (Continued)

##### (i) Currency risk (Continued)

##### Sensitivity analysis

Since the exchange rate of HK\$ is pegged with USD, the Group does not expect any significant movements in the USD/HK\$ exchange rates.

The following table details the Group's sensitivity to a 10% (2019: 10%) increase and decrease in functional currency of respective group entity against relevant foreign currencies (other than USD) and all other variables were held constant. 10% (2019: 10%) is the sensitivity rate used and represents management's assessment of the reasonably possible change in foreign exchange rates. The sensitivity analysis includes only outstanding foreign currency denominated monetary items, and adjusts their translation at the end of the reporting period for a 10% (2019: 10%) change in foreign currency rates. A positive number below indicates an increase in post-tax loss for the year where functional currency of respective group entity strengthen 10% (2019: 10%) against foreign currencies. For a 10% (2019: 10%) weakening of functional currency of respective group entity against foreign currencies, there would be an equal and opposite impact on the result for the year.

		Impact of HK\$ 港元之影響	Impact of EURO 歐元之影響	Impact of RMB 人民幣之影響
		HK\$ 港元	HK\$ 港元	HK\$ 港元
2020	二零二零年			
Increase (decrease) in loss for the year	年度虧損增加(減少)	(2,782,000)	5,800	332,000
2019	二零一九年			
Decrease in loss for the year	年度虧損減少	(2,783,000)	-	(322,000)

### 41. 金融工具 (續)

#### 財務風險管理目標及政策 (續)

##### 市場風險 (續)

##### (i) 貨幣風險 (續)

##### 敏感度分析

由於港元匯率與美元掛鈎，本集團預期美元／港元之匯率不會出現任何重大變動。

下表詳列在一切其他可變因素不變的情況下，本集團對個別集團實體之功能貨幣兌有關外幣（不包括美元）升值及貶值10%（二零一九年：10%）之敏感度。所用敏感度比率為10%（二零一九年：10%），乃管理層所評估匯率可能出現之合理變動。敏感度分析只包括以外幣計值之未償還貨幣項目，並就匯率出現10%（二零一九年：10%）變動調整彼等於報告期末之換算金額。下文正數反映在個別集團實體之功能貨幣兌外幣升值10%（二零一九年：10%）之情況下，本年除稅後虧損有所增加。倘個別集團實體之功能貨幣兌外幣貶值10%（二零一九年：10%），則對本年業績有相同數額但相反之影響。

# Notes to the Consolidated Financial Statements

## 綜合財務報表附註

For the year ended 31 December 2020

截至二零二零年十二月三十一日止年度

### 41. FINANCIAL INSTRUMENTS (Continued)

#### Financial risk management objectives and policies (Continued)

##### Market risk (Continued)

##### (ii) Interest rate risk

The Group is exposed to cash flow interest rate risk primarily relates to variable-rate short-term bank deposits, bank balances and bank borrowings as at 31 December 2020 and 2019. The Group is also exposed to fair value interest rate risk relates primarily to the fixed-rate loans receivable, amount due to a related company, interest-free loans to joint ventures, amount due to a non-controlling shareholder of the subsidiary and lease liabilities as at 31 December 2020 and 2019. The Group has not used any derivative instruments in order to mitigate its exposure associated with fluctuations relating to interest cash flows. However, the directors of the Company monitor interest rate exposure and will consider other necessary actions when significant interest rate exposure is anticipated.

Total interest revenue/income from financial assets that are measured at amortised cost during the years ended 31 December 2020 and 2019 is as follows:

		2020 二零二零年 HK\$ 港元	2019 二零一九年 HK\$ 港元
Interest revenue	利息收益		
Financial assets at amortised cost	按攤銷成本計量之金融資產	6,756,759	8,491,405
Other income	其他收入		
Financial assets at amortised cost	按攤銷成本計量之金融資產	1,237,216	1,343,276
Total interest income	利息收入總額	7,993,975	9,834,681

### 41. 金融工具 (續)

#### 財務風險管理目標及政策 (續)

##### 市場風險 (續)

##### (ii) 利率風險

於二零二零年及二零一九年十二月三十一日，本集團承受之現金流量利率風險主要與浮息短期銀行存款、銀行結餘及銀行借貸相關。本集團亦承受主要與定息應收貸款、應付一家關連公司款項、給予合營公司之免息貸款及應付一家附屬公司一名非控股股東之款項以及二零二零年二零一九年十二月三十一日的租賃負債相關之公平值利率風險。本集團並無採用任何衍生工具減低所承受與利息現金流量波動有關之風險。然而，本公司董事監察利率風險，並將考慮於預期須承受重大利率風險時採取其他所需行動。

於截至二零二零年及二零一九年十二月三十一日止年度，來自按攤銷成本計量之金融資產之利息收益／收入總額如下：

# Notes to the Consolidated Financial Statements

## 綜合財務報表附註

For the year ended 31 December 2020

截至二零二零年十二月三十一日止年度

### 41. FINANCIAL INSTRUMENTS (Continued)

#### Financial risk management objectives and policies (Continued)

##### Market risk (Continued)

##### (ii) Interest rate risk (Continued)

Interest expense on financial liabilities not measured at FVTPL during 31 December 2020 and 2019 is as follows:

		2020 二零二零年 HK\$ 港元	2019 二零一九年 HK\$ 港元
Financial liabilities at amortised cost	按攤銷成本計量之 金融負債	2,509,165	3,308,290

##### Sensitivity analysis

The management of the Group considers that the Group's exposure to future cash flow risk on variable-rate bank balances as a result of the change of market interest rate is insignificant and thus variable-rate bank balances are not included in the sensitivity analysis.

The impact on the Group's cash flow is due in part to its sensitivity to interest rate which has been determined based on the exposure to the variable-rate short-term bank deposits and bank borrowings. The analysis is prepared assuming the amount of asset outstanding at the end of the reporting period was outstanding for the whole year. A 50 basis points increase or decrease is used which represents management's assessment of the reasonable possible change in interest rates.

### 41. 金融工具 (續)

#### 財務風險管理目標及政策 (續)

##### 市場風險 (續)

##### (ii) 利率風險 (續)

於截至二零二零年及二零一九年十二月三十一日止年度，並非透過損益按公平值計量之金融負債利息開支：

##### 敏感度分析

本集團管理層認為，本集團因市場利率變動而就浮息短期銀行結餘承受之未來現金流量風險輕微，因此，浮息銀行結餘並未包括在敏感度分析內。

對本集團現金流量造成的影響部分是由於其對利率之敏感度所致，該敏感度乃根據所承受之浮息短期銀行存款及銀行借貸風險而釐定。該分析乃假設於報告期末未償還之資產金額於整個年度亦為未償還而得出。所採用之50個基點上落幅度乃管理層所評估利率可能出現之合理變動。

# Notes to the Consolidated Financial Statements

## 綜合財務報表附註

For the year ended 31 December 2020

截至二零二零年十二月三十一日止年度

### 41. FINANCIAL INSTRUMENTS (Continued)

#### Financial risk management objectives and policies (Continued)

##### Market risk (Continued)

##### (ii) Interest rate risk (Continued)

###### Sensitivity analysis (Continued)

If interest rates had been 50 basis points (2019: 50 basis points) higher/lower and all other variables were held constant, the Group's post-tax loss for the year would increase/decrease by approximately HK\$227,000 (2019: HK\$287,000). This is mainly attributable to the Group's exposure to interest rates on its variable-rate short-term bank deposits and bank borrowings.

##### (iii) Other price risk

The Group is exposed to price risk in respect of listed equity investments in Hong Kong and unlisted equity investments in Hong Kong and PRC as at 31 December 2020 and 2019.

###### Sensitivity analysis

The sensitivity analyses on listed equity investments in Hong Kong and unlisted equity investments in Hong Kong and PRC during the year have been determined based on the exposure to equity price risks at the end of the reporting period. For sensitivity analysis purpose, the sensitivity rate considers at 10% in the current year. If the prices of the respective equity instruments had been 10% higher/lower and all other variables were held constant, the Group's post-tax loss for the year would decrease/increase by approximately HK\$3,416,000 (2019: HK\$6,905,000) as a result of the changes in fair value of held-for-trading investments.

### 41. 金融工具 (續)

#### 財務風險管理目標及政策 (續)

##### 市場風險 (續)

##### (ii) 利率風險 (續)

###### 敏感度分析 (續)

倘利率上升／下降50個基點（二零一九年：50個基點），而所有其他可變因素不變，本集團本年之除稅後虧損將增加／減少約227,000港元（二零一九年：287,000港元）。有關變化主要來自本集團就浮息短期銀行存款及銀行借貸所承受之利率風險。

##### (iii) 其他價格風險

於二零二零年及二零一九年十二月三十一日，本集團須就香港的上市股本投資以及香港及中國的非上市股本投資承受價格風險。

###### 敏感度分析

年內香港的上市股本投資以及香港及中國的非上市股本投資之敏感度分析乃根據於報告期末之股本價格風險釐定。就敏感度分析而言，敏感度比率於本年度被視為10%。倘各項股本工具之價格上升／下跌10%，而所有其他可變因素不變，則本集團本年之除稅後虧損將因持作買賣投資公平值變動而減少／增加約3,416,000港元（二零一九年：6,905,000港元）。

# Notes to the Consolidated Financial Statements

## 綜合財務報表附註

For the year ended 31 December 2020

截至二零二零年十二月三十一日止年度

### 41. FINANCIAL INSTRUMENTS (Continued)

#### Financial risk management objectives and policies (Continued)

##### *Credit risk and impairment assessment*

The Group's credit risk is primarily attributable to trade and other receivables and deposits, loans receivable, amounts due from related companies, loans to joint ventures, short-term bank deposits and bank balances as at 31 December 2020 and 2019.

As at 31 December 2020 and 2019, the Group's maximum exposure to credit risk which will cause a financial loss to the Group due to failure to discharge an obligation by the counterparties is the carrying amounts of the respective recognised financial assets as stated in the consolidated statement of financial position. The Group does not hold any collateral or other credit enhancements to cover its credit risks associated with its financial assets, except that the credit risks associated with loans receivable is mitigated because they are secured over properties located in Hong Kong.

##### *Trade receivables, contract assets arising from contracts with customers and trade related amounts due from related companies*

In order to minimise the credit risk, the directors of the Company have delegated a team responsible for determination of credit limits and credit approvals. Before accepting any new customer, the Group uses an internal credit rating system to assess the potential customer's credit quality and defines credit limits by customer. Except for (i) debtors who are credit-impaired; (ii) customers with outstanding significant balances exceeding HK\$2,500,000 and relevant contract assets; and (iii) trade related amounts due from related companies, which are assessed for impairment individually, the remaining trade receivables and contract assets are grouped into four internal credit rating buckets (namely: low risk, medium risk, high risk and doubtful) based on shared credit risk characteristics by reference to repayment histories for recurring customers and current past due exposure for the new customers. The contract assets have substantially the same risk characteristics as the trade receivables for the same type of contracts. Limits and scoring attributed to customers are reviewed twice a year. Other monitoring procedures are in place to ensure that follow-up action is taken to recover overdue debts.

### 41. 金融工具 (續)

#### 財務風險管理目標及政策 (續)

##### *信貸風險及減值評估*

本集團之信貸風險主要來自於二零二零年及二零一九年十二月三十一日之貿易及其他應收款項及訂金、應收貸款、應收關連公司款項、給予合營公司之貸款、短期銀行存款及銀行結餘。

於二零二零年及二零一九年十二月三十一日，本集團因對手方未能履行責任將蒙受財務損失而承受之最高信貸風險，為綜合財務狀況表所載個別已確認金融資產之賬面值。本集團並無持有任何抵押品或其他信貸增強措施以為其金融資產相關之信貸風險提供保障，惟應收貸款有關之信貸風險減低除外，原因為該等應收貸款以位於香港的物業作抵押。

##### *客戶合約產生之貿易應收款項、合約資產及應收關連公司貿易相關款項*

為盡量減低信貸風險，本集團董事已指派團隊負責釐定信貸限額及批核信貸。於接受任何新客戶前，本集團採用內部信貸評級系統評估潛在客戶之信貸質素及界定客戶之信貸額度，惟(i)應收賬款出現信貸減值；(ii)未償還重大結餘超過2,500,000港元的客戶及有關合約資產；及(iii)應收關連公司貿易相關款項已進行單獨減值評估，餘下貿易應收款項及合約資產參照經常性客戶的償還歷史及新客戶現時已逾期的金額所得出的共同信貸風險特質分為四個內部信貸評級組別(即低風險、中風險、高風險及存疑)除外。合約資產與相同類型合約的貿易應收款項具有大致相同的風險特徵。每年兩次審閱客戶信貸額度及評分。亦有制訂其他監控程序確保有採取跟進行動收回逾期債務。



# Notes to the Consolidated Financial Statements

## 綜合財務報表附註

For the year ended 31 December 2020

截至二零二零年十二月三十一日止年度

### 41. FINANCIAL INSTRUMENTS (Continued)

#### Financial risk management objectives and policies (Continued)

##### Credit risk and impairment assessment (Continued)

*Trade receivables, contract assets arising from contracts with customers and trade related amounts due from related companies (Continued)*

Loss allowance of HK\$710,090 (2019: HK\$229,681), HK\$855,504 (2019: HK\$68,705) and HK\$1,236,756 (2019: nil) have been recognised in respect of trade receivables, contract assets and trade related amounts due from related companies, respectively, as at 31 December 2020.

##### Loans receivable

In order to minimise the credit risk, the directors of the Company have delegated a team responsible for determination of credit limits, interest rate offered to customers and collaterals received. Monitoring procedures are in place to ensure that follow-up action is taken to recover overdue debts. The Group has concentration of credit risk as 52% (2019: 49%) of the total loans receivable was due from two (2019: two) independent third parties of total of approximately HK\$31,719,306 (2019: HK\$27,836,932). Loans receivable are assessed individually.

The directors of the Company estimate the estimated loss rates of loans receivable based on historical credit loss experience of the debtors as well as the fair value of the collateral pledged by the customers to the loans receivable. For those loans receivable secured by properties located in Hong Kong with aggregate amount of HK\$27,429,434 (2019: HK\$41,097,461), the directors of the Company considered the loss given default is low in view of the fair value of the collaterals are higher than the carrying amounts of the respective loans receivable. The Group has not recognised a loss allowance for the loans receivable as a result of these collaterals.

### 41. 金融工具 (續)

#### 財務風險管理目標及政策 (續)

##### 信貸風險及減值評估 (續)

*客戶合約產生之貿易應收款項、合約資產及應收關連公司貿易相關款項 (續)*

於二零二零年十二月三十一日，已就貿易應收款項、合約資產及應收關連公司貿易相關款項分別確認710,090港元(二零一九年：229,681港元)、855,504港元(二零一九年：68,705港元)及1,236,756港元(二零一九年：零)的虧損撥備。

##### 應收貸款

為盡量減低信貸風險，本公司董事已指派團隊負責釐定客戶享有的信貸限額、利率及收取的抵押品。已制訂監控程序確保有採取跟進行動收回逾期債務。由於向兩名(二零一九年：兩名)獨立第三方借予總額為約31,719,306港元(二零一九年：27,836,932港元)之款項，佔應收貸款總額的52%(二零一九年：49%)，本集團面對信貸集中風險之情況。應收貸款單獨進行評估。

本公司董事根據應收賬款過往信貸虧損經驗以及客戶就應收貸款抵押的抵押品公平值估計應收貸款的估計虧損率。就以位於香港的總額為27,429,434港元(二零一九年：41,097,461港元)的物業作抵押的該等應收貸款而言，本公司董事認為，鑒於抵押品的價值高於各應收貸款的賬面值，違約損失率較低。本集團並無因該等抵押品而確認應收貸款的虧損撥備。

# Notes to the Consolidated Financial Statements

## 綜合財務報表附註

For the year ended 31 December 2020

截至二零二零年十二月三十一日止年度

### 41. FINANCIAL INSTRUMENTS (Continued)

#### Financial risk management objectives and policies (Continued)

##### Credit risk and impairment assessment (Continued)

##### Loans receivable (Continued)

Gross carrying amount of loans receivable amounting to HK\$27,760,367 as at 31 December 2020 (2019: HK\$24,221,603), which is secured by the entire issued share capital of immediate holding company of the borrower and guaranteed by the son of the ultimate beneficial owner of the borrower. During the year ended 31 December 2020, the counterparty of this loans receivable defaulted in repayment and no settlement was made for the outstanding balances during the year. The management of the Group considered that the credit risk on the loan to this loans receivable was significantly increase during the year. In view of this, the management started to assess the ECL on this loans receivable changing from 12-month ECL to lifetime ECL during the year ended 31 December 2020. In view of the probability of the default and the recoverable amount of the pledges, which is expected to be insignificant, an impairment losses of HK\$26,549,287 (2019: HK\$1,211,080) was recognised.

The remaining gross carrying amount of loans receivable amounting to HK\$6,312,852 (2019: HK\$3,615,329) is unsecured. During the year ended 31 December 2020, there are counterparties with gross carrying amount of HK\$3,958,939 defaulted in repayment and no settlement was made for the outstanding balances during the year. In view of the probability of the default, an impairment losses of HK\$3,828,939 (2019: HK\$130,000) on these credit-impaired debtors during the year ended 31 December 2020. Also, the Group has recognised HK\$176,015 (2019: HK\$7,500) loss allowance on the remaining loans receivable.

Total loss allowance of HK\$30,554,241 (2019: HK\$1,348,580) has been recognised in respect of these loans receivable during the year ended 31 December 2020.

### 41. 金融工具 (續)

#### 財務風險管理目標及政策 (續)

##### 信貸風險及減值評估 (續)

##### 應收貸款 (續)

於二零二零年十二月三十一日，賬面總值為27,760,367港元(二零一九年：24,221,603港元)的應收貸款乃以借款人的直接控股公司的全部已發行股本作抵押，並由該借款人的最終實益擁有人之兒子作擔保。截至二零二零年十二月三十一日止年度，此應收貸款的對手方拖欠還款及並無於年內清償未償還結餘。本集團管理層認為，此應收貸款的信貸風險於年內大幅上升。有鑒於此，管理層開始評估此應收貸款的預期信貸虧損，於截至二零二零年十二月三十一日止年度由十二個月預期信貸虧損變為全期預期信貸虧損。鑒於違約的可能性及抵押物的可收回金額預期並不重大，故已確認26,549,287港元(二零一九年：1,211,080港元)的減值虧損。

餘下總賬面值為6,312,852港元(二零一九年：3,615,329港元)的應收貸款為無抵押。截至二零二零年十二月三十一日止年度，總賬面值為3,958,939港元的對手方拖欠還款，於年內並無清償未償還結餘。鑒於違約的可能性，已於截至二零二零年十二月三十一日止年度就該等已出現信貸減值的應收賬款確認3,828,939港元(二零一九年：130,000港元)的減值虧損。此外，本集團已就餘下應收貸款確認176,015港元(二零一九年：7,500港元)之虧損撥備。

截至二零二零年十二月三十一日止年度，已就該等應收貸款確認30,554,241港元(二零一九年：1,348,580港元)的總虧損撥備。

# Notes to the Consolidated Financial Statements

## 綜合財務報表附註

For the year ended 31 December 2020

截至二零二零年十二月三十一日止年度

### 41. FINANCIAL INSTRUMENTS (Continued)

#### Financial risk management objectives and policies (Continued)

##### *Credit risk and impairment assessment (Continued)*

###### *Loan to a joint venture*

The directors of the Company continuously monitor the credit quality and financial position of the counterparty and the level of exposure to ensure that the follow-up action is taken to recover the debt. Loan to a joint venture is assessed individually. During the year ended 31 December 2019, the management of the Group considers that the credit risk on the loan to this joint venture is significantly increased. In view of this, the management started to assess the ECL on loan to Reliance Partner changing from 12-month ECL to lifetime ECL during the year ended 31 December 2019. In view of continuous non-repayment from Reliance Partner during the year ended 31 December 2019, the management considered that Reliance Partner is credit-impaired, an impairment losses of HK\$3,222,914 was recognised.

###### *Other receivables and deposits*

For other receivables and deposits, the directors of the Company make individual assessment on other receivables and deposits based on historical settlement records, past experience, and also quantitative and qualitative information that is reasonable and supportive forward-looking information. The directors of the Company believe that there is no material credit risk inherent in the Group's outstanding balance of other receivables and deposits. The Group assessed the ECL for other receivables and deposits were immaterial. Thus no loss allowance was recognised.

### 41. 金融工具 (續)

#### 財務風險管理目標及政策 (續)

##### *信貸風險及減值評估 (續)*

###### *貸款予一家合營公司*

本公司董事持續監察信貸質素及對手方之財務狀況以及風險水平，以確保有採取跟進行動收回債項。貸款予一家合營公司單獨進行評估。於截至二零一九年十二月三十一日止年度，本集團管理層認為，給予該合營公司之貸款的信貸風險大幅增加。有鑒於此，截至二零一九年十二月三十一日止年度由十二個月，管理層開始評估給予Reliance Partner之貸款的預期信貸虧損，預期信貸虧損更改為全期預期信貸虧損。鑒於Reliance Partner於截至二零一九年十二月三十一日止年度持續不還款，故管理層認為Reliance Partner已信貸減值及已確認3,222,914港元的減值虧損。

###### *其他應收款項及訂金*

至於其他應收款項及訂金，本公司董事會根據歷史償還記錄、過往經驗以及合理及有理據支持的定量及定性資料以及前瞻性資料對其他應收款項及訂金進行個別評估。本公司董事認為本集團其他應收款項及訂金的未償還結餘並無固有的重大信貸風險。本集團評估其他應收款項及訂金的預期信貸虧損甚微。因此並無確認虧損撥備。

# Notes to the Consolidated Financial Statements

## 綜合財務報表附註

For the year ended 31 December 2020

截至二零二零年十二月三十一日止年度

### 41. FINANCIAL INSTRUMENTS (Continued)

#### Financial risk management objectives and policies (Continued)

#### *Credit risk and impairment assessment (Continued)*

#### *Short-term bank deposits/cash and cash equivalents*

The Group only transacts with reputable banks with high credit ratings assigned by international credit-rating agencies and therefore the directors of the Company consider the risk of default is low. The Group uses 12-month ECL to perform the assessment under ECL on short-term bank deposits and cash and cash equivalents individually based on the average loss rate by reference to credit ratings assigned by international credit-rating agencies. The Group assessed the ECL for short-term bank deposits and cash and cash equivalents were immaterial. Thus no loss allowance was recognised.

### 41. 金融工具 (續)

#### 財務風險管理目標及政策 (續)

#### *信貸風險及減值評估 (續)*

#### *短期銀行存款／現金及現金等值*

本集團僅會與獲國際信貸評級機構給予高信貸評級且信譽良好的銀行交易，因此，本公司董事認為違約風險不高。本集團使用十二個月預期信貸虧損模式，基於平均虧損率並參照國際信貸評級機構之信貸評級，個別評估短期銀行存款及現金及現金等值的預期信貸虧損。本集團評估短期銀行存款及現金及現金等值的預期信貸虧損甚微。因此，並無確認虧損撥備。

# Notes to the Consolidated Financial Statements

## 綜合財務報表附註

For the year ended 31 December 2020

截至二零二零年十二月三十一日止年度

### 41. FINANCIAL INSTRUMENTS (Continued)

#### Financial risk management objectives and policies (Continued)

#### Credit risk and impairment assessment (Continued)

The Group's internal credit risk grading assessment comprises the following categories:

Internal credit rating      Description

內部信貸評級

描述

Low risk

The counterparty has a low risk of default and does not have any past-due amounts  
對手方的違約風險較低，且並無任何逾期款項

低風險

Medium risk

Debtor has past-due balance overdue less than 90 days as at year end  
債務人於年末擁有逾期少於90日的逾期結餘

中風險

High risk

Debtor has past-due balance overdue more than 90 days as at year end  
債務人於年末擁有逾期超過90日的逾期結餘

高風險

Doubtful

There have been significant increases in credit risk since initial recognition through information developed internally or external resources

存疑

信貸風險自初始確認以來顯著增加  
(透過內部或外部資源開發之信息)

Loss

There is evidence indicating the asset is credit-impaired

虧損

有證據顯示有關資產已出現信貸減值

Write-off

There is evidence indicating that the debtor is in severe financial difficulty and the Group has no realistic prospect of recovery

撇銷

有證據顯示債務人陷入嚴重的財務困難且本集團不認為日後可收回有關款項

### 41. 金融工具 (續)

#### 財務風險管理目標及政策 (續)

#### 信貸風險及減值評估 (續)

本集團內部信貸等級評估包括以下類別：

Trade receivables/  
contract assets/trade  
related amounts due  
from related companies  
貿易應收款項/  
合約資產/  
應收關連人士  
貿易相關款項

Other financial assets  
其他金融資產

Lifetime ECL –  
not credit-impaired  
全期預期信貸虧損—  
未出現信貸減值

12-month ECL

十二個月預期信貸虧損

Lifetime ECL –  
not credit-impaired  
全期預期信貸虧損—  
未出現信貸減值

12-month ECL

十二個月預期信貸虧損

Lifetime ECL –  
not credit-impaired  
全期預期信貸虧損—  
未出現信貸減值

12-month ECL

十二個月預期信貸虧損

Lifetime ECL –  
not credit-impaired

Lifetime ECL –

not credit-impaired

全期預期信貸虧損—  
未出現信貸減值

全期預期信貸虧損—

未出現信貸減值

Lifetime ECL –  
credit-impaired  
全期預期信貸虧損—  
已出現信貸減值

Lifetime ECL –

credit-impaired

全期預期信貸虧損—

已出現信貸減值

Amount is written off

Amount is written off

撇銷有關金額

撇銷有關金額

# Notes to the Consolidated Financial Statements

## 綜合財務報表附註

For the year ended 31 December 2020

截至二零二零年十二月三十一日止年度

### 41. FINANCIAL INSTRUMENTS (Continued)

#### Financial risk management objectives and policies (Continued)

#### Credit risk and impairment assessment (Continued)

The tables below detail the credit risk exposures of the Group's financial assets (trade receivables, other receivables and deposits, loan to a joint venture, loans receivable, trade related amounts due from related companies, short-term bank deposits, cash and cash equivalents), contract assets and rental deposits, which are subject to ECL assessment:

	Notes 附註	External credit rating 外部信貸評級	Internal credit rating 內部信貸評級	12-month or lifetime ECL 十二個月或全期預期信貸虧損	Gross carrying amounts 總賬面值	
					2020 二零二零年 HK\$ 港元	2019 二零一九年 HK\$ 港元
<b>Financial assets at amortised cost</b>						
Trade receivables	22	N/A 不適用	(note 1) (附註1)	Lifetime ECL (collective assessment) 全期預期信貸虧損(集中評估)	88,830,776	101,037,022
			(note 1) (附註1)	Lifetime ECL (individual assessment) 全期預期信貸虧損(個別評估)	24,510,754	36,727,670
Other receivables and deposits	22	N/A 不適用	(note 2) (附註2)	12-month ECL 十二個月預期信貸虧損	23,728,722	7,503,748
Loan to a joint venture	19	N/A 不適用	Loss 虧損	Credit-impaired 信貸減值	3,222,914	3,222,914
Loans receivable	23	N/A 不適用	Low risk 低風險	12-month ECL 十二個月預期信貸虧損	27,429,434	42,446,041
			High risk 高風險	12-month ECL 十二個月預期信貸虧損	2,353,913	26,488,352
			Loss 虧損	Credit-impaired 信貸減值	31,719,306	-
Amounts due from related companies	24	N/A 不適用	Low risk 低風險	Lifetime ECL 全期預期信貸虧損	-	1,303,402
			Loss 虧損	Credit-impaired 信貸減值	1,236,756	-
Short-term bank deposits	25	BBB	N/A 不適用	12-month ECL 十二個月預期信貸虧損	25,394,158	23,493,383
Cash and cash equivalents	25	BBB	N/A 不適用	12-month ECL 十二個月預期信貸虧損	48,705,688	67,075,460
			A or above A或以上	12-month ECL 十二個月預期信貸虧損	154,760,263	141,645,826
<b>Other items</b>						
Contract assets	18	N/A 不適用	(note 1) (附註1)	Lifetime ECL (collective assessment) 全期預期信貸虧損(集中評估)	34,689,173	12,841,864
			Low risk 低風險	Lifetime ECL (individual assessment) 全期預期信貸虧損(個別評估)	1,694,755	6,454,499

### 41. 金融工具 (續)

#### 財務風險管理目標及政策 (續)

#### 信貸風險及減值評估 (續)

下表詳細列出本集團金融資產 (貿易應收款項、其他應收款項及訂金、貸款予一家合營公司、應收貸款、應收關連公司貿易相關款項、短期銀行存款、現金及現金等值)、合約資產及租金按金的信貸風險敞口，該等金融資產須進行預期信貸虧損評估：

# Notes to the Consolidated Financial Statements

## 綜合財務報表附註

For the year ended 31 December 2020

截至二零二零年十二月三十一日止年度

### 41. FINANCIAL INSTRUMENTS (Continued)

#### Financial risk management objectives and policies (Continued)

#### Credit risk and impairment assessment (Continued)

Notes:

1. For trade receivables and contract assets, the Group has applied the simplified approach in HKFRS 9 to measure the loss allowance at lifetime ECL. Apart of debtors with credit-impaired and customers with outstanding significant balances exceeding HK\$2,500,000 and relevant contract assets, the Group determines the ECL on these items collectively with reference to past default experience for recurring customers and current past due exposure for new customers.

As part of the Group's credit risk management, the Group applies internal credit rating for its customers in relation to its Group's operation. Customers with outstanding significant balances exceeding HK\$2,500,000 and relevant contract assets with gross carrying amounts of HK\$24,510,754 (2019: HK\$36,727,670) and HK\$1,694,755 (2019: HK\$6,454,499) respectively as at 31 December 2020 were assessed individually. The following table provides information about the exposure to credit risk for trade receivables and contract assets which are assessed collectively as at 31 December 2020 and 2019 within lifetime ECL (not credit-impaired).

### 41. 金融工具 (續)

#### 財務風險管理目標及政策 (續)

#### 信貸風險及減值評估 (續)

附註：

1. 至於貿易應收款項及合約資產，本集團採用香港財務報告準則第9號的簡易方法按全期預期信貸虧損計量虧損撥備。除已出現信貸減值的應收賬款及未償還重大結餘超過2,500,000港元的客戶及有關合約資產外，本集團就該等項目根據參照經常性客戶的過往違約經驗及新客戶現時已逾期的金額集體釐定預期信貸虧損。

作為本集團信貸風險管理之一部分，本集團就本集團業務有關的客戶採用內部信貸評級。未償還重大結餘超過2,500,000港元及有關合約資產的賬面總額於二零二零年十二月三十一日分別為24,510,754港元（二零一九年：36,727,670港元）及1,694,755港元（二零一九年：6,454,499港元）的客戶已進行單獨評估。下表提供有關貿易應收款項及合約資產（於二零二零年及二零一九年十二月三十一日按全期預期信貸虧損（未出現信貸減值）集體評估）的信貸風險敞口的詳情。

# Notes to the Consolidated Financial Statements

## 綜合財務報表附註

For the year ended 31 December 2020

截至二零二零年十二月三十一日止年度

### 41. FINANCIAL INSTRUMENTS (Continued)

#### Financial risk management objectives and policies (Continued)

#### Credit risk and impairment assessment (Continued)

Notes: (Continued)

1. (Continued)

2020

Gross carrying amount

Internal credit rating	內部信貸評級	Average loss rate 平均虧損率 %	Trade receivables 貿易應收款項 HK\$ 港元	Contract assets 合約資產 HK\$ 港元
Low risk	低風險	0.1	19,183,942	14,279,728
Medium risk	中風險	2.81	56,919,816	11,528,584
High risk	高風險	9.09	12,727,018	8,880,861
			<b>88,830,776</b>	<b>34,689,173</b>

2019

Gross carrying amount

Internal credit rating	內部信貸評級	Average loss rate 平均虧損率 %	Trade receivables 貿易應收款項 HK\$ 港元	Contract assets 合約資產 HK\$ 港元
Low risk	低風險	0.1	12,714,976	3,222,643
Medium risk	中風險	1.5	46,887,611	3,678,738
High risk	高風險	3.75	41,434,435	5,940,483
			<b>101,037,022</b>	<b>12,841,864</b>

### 41. 金融工具 (續)

#### 財務風險管理目標及政策 (續)

#### 信貸風險及減值評估 (續)

附註：(續)

1. (續)

二零二零年

賬面總額

二零一九年

賬面總額



# Notes to the Consolidated Financial Statements

## 綜合財務報表附註

For the year ended 31 December 2020

截至二零二零年十二月三十一日止年度

### 41. FINANCIAL INSTRUMENTS (Continued)

#### Financial risk management objectives and policies (Continued)

#### Credit risk and impairment assessment (Continued)

Notes: (Continued)

1. (Continued)

The estimated loss rates on trade receivables are estimated based on historical credit loss experience of the debtors and study of other corporates' default and recovery data from international credit-rating agencies including Moody's and Standard and Poor's, and are adjusted for forward-looking information (for example, the forecasted default rate expected by the international credit-rating agencies) that is available without undue cost or effort. The contract assets have the same risk characteristics as the trade receivables for the same type of contracts would apply the same internal credit rating and loss rate. The grouping is regularly reviewed by management to ensure relevant information about specific debtors and contract assets is updated.

During the year ended 31 December 2020, the Group provided impairment allowance of HK\$422,968 (2019: net reversal of impairment allowance of HK\$68,838) and net impairment allowance of HK\$854,089 (2019: net impairment allowance of HK\$68,923) for trade receivables and contract assets respectively, based on the collective assessment during the year ended 31 December 2020. Net impairment allowance of HK\$287,122 (2019: net reversal of impairment allowance of HK\$19,866) and net impairment allowance of HK\$1,415 (2019: net reversal of impairment allowance of HK\$218) was provided respectively for trade receivables and contract assets which are assessed individually with outstanding significant balances exceeding HK\$2,500,000. Net impairment allowance of HK\$318,385 were made on credit-impaired debtors during the year ended 31 December 2019.

### 41. 金融工具 (續)

#### 財務風險管理目標及政策 (續)

#### 信貸風險及減值評估 (續)

附註：(續)

1. (續)

貿易應收款項的估計虧損率乃基於應收賬款於預期年期的債務人過往信貸虧損經驗及對國際信貸評級機構(包括穆迪和標準普爾)發佈的其他公司違約及收回數據進行的研究而估計，並按毋需花費過多成本或精力可取得的前瞻性資料(例如國際信貸評級機構的預計的預測違約率)予以調整。合約資產與相同類型合約的貿易應收款項具有大致相同的風險特徵，並應用相同國際信貸評級及虧損率。管理層定期審閱該類別以確保更新有關具體應收賬款及合約資產的相關資料。

於截至二零二零年十二月三十一日止年度，本集團於截至二零二零年十二月三十一日止年度的根據集體評估就貿易應收款項及合約資產分別計提減值撥備422,968港元(二零一九年：減值撥備撥回淨額68,838港元)及減值撥備淨額854,089港元(二零一九年：減值撥備淨額68,923港元)。就單獨評估且尚未償還重大結餘超過2,500,000港元的貿易應收款項及合約資產計提的減值撥備淨額287,122港元(二零一九年：減值撥備撥回淨額19,866港元)及減值撥備淨額1,415港元(二零一九年：減值撥備撥回淨額218港元)。於截至二零一九年十二月三十一日止年度，就出現信貸減值的應收賬款作出減值撥備淨額318,385港元。

# Notes to the Consolidated Financial Statements

## 綜合財務報表附註

For the year ended 31 December 2020

截至二零二零年十二月三十一日止年度

### 41. FINANCIAL INSTRUMENTS (Continued)

#### Financial risk management objectives and policies (Continued)

#### Credit risk and impairment assessment (Continued)

Notes: (Continued)

- For the purposes of internal credit risk management, the Group uses past due information to assess whether credit risk has increased significantly since initial recognition.

2020

		Past due	Not past due/ no fixed repayment terms	Total
		逾期 HK\$ 港元	未逾期/ 無固定償還條款 HK\$ 港元	總計 HK\$ 港元
<b>Financial assets at amortised cost</b>	<b>按攤銷成本計量 金融資產</b>			
Other receivables and deposits	其他應收款項及訂金	–	23,728,722	23,728,722

2019

		Past due	Not past due/ no fixed repayment terms	Total
		逾期 HK\$ 港元	未逾期/ 無固定償還條款 HK\$ 港元	總計 HK\$ 港元
<b>Financial assets at amortised cost</b>	<b>按攤銷成本計量 金融資產</b>			
Other receivables and deposits	其他應收款項及訂金	–	7,503,748	7,503,748

### 41. 金融工具 (續)

#### 財務風險管理目標及政策 (續)

#### 信貸風險及減值評估 (續)

附註：(續)

- 就內部信貸風險管理而言，本集團應用逾期資料評估信貸風險自首次確認以來是否顯著增加。

二零二零年

二零一九年

# Notes to the Consolidated Financial Statements

## 綜合財務報表附註

For the year ended 31 December 2020

截至二零二零年十二月三十一日止年度

### 41. FINANCIAL INSTRUMENTS (Continued)

#### Financial risk management objectives and policies (Continued)

#### Credit risk and impairment assessment (Continued)

The following table shows the movement in allowance for ECL that has been recognised for trade receivables, contract assets, loan to a joint venture and loans receivable.

		Amounts due from related companies under lifetime ECL (credit-impaired)	Trade receivables under lifetime ECL (credit-impaired)	Trade receivables under lifetime ECL (not credit-impaired)	Contract assets under lifetime ECL (not credit-impaired)	Loan to a joint venture under lifetime ECL (credit-impaired)	Loans receivable under 12-month ECL (not credit-impaired)	Loans receivable under lifetime ECL (credit-impaired)	Total
		按全期預期信貸虧損(已出現信貸減值)列賬的應收關聯公司款項	按全期預期信貸虧損(已出現信貸減值)列賬的貿易應收款項	按全期預期信貸虧損(未出現信貸減值)列賬的貿易應收款項	按全期預期信貸虧損(未出現信貸減值)列賬的合約資產	按全期預期信貸虧損(已出現信貸減值)列賬的貸款予一家合營公司	按十二個月預期信貸虧損(未出現信貸減值)列賬的應收貸款	按全期預期減值虧損(已出現信貸減值)列賬的應收貸款	總計
		HK\$	HK\$	HK\$	HK\$	HK\$	HK\$	HK\$	HK\$
		港元	港元	港元	港元	港元	港元	港元	港元
As at 1 January 2019	於二零一九年一月一日	-	14,013,910	2,416,781	218,921	-	-	-	16,649,612
Changes due to financial instruments recognised as at 1 January:	因於一月一日確認的金融工具出現的變動：								
- Transfer to credit-impaired	—轉撥至信貸減值	-	2,709	(2,709)	-	-	-	-	-
- Impairment loss recognised	—已確認減值虧損	-	318,385	-	-	3,222,914	-	-	3,541,299
- Written off	—撇銷	-	(14,335,004)	-	-	-	-	-	(14,335,004)
- Impairment loss reversed	—已撥回減值虧損	-	-	(2,412,901)	(218,921)	-	-	-	(2,631,822)
New financial assets originated	新增源生金融資產	-	-	2,324,197	287,626	-	1,348,580	-	3,960,403
Exchange adjustments	匯兌調整	-	-	(29,649)	-	-	-	-	(29,649)
As at 31 December 2019	於二零一九年十二月三十一日	-	-	2,295,719	287,626	3,222,914	1,348,580	-	7,154,839
Changes due to financial instruments recognised as at 1 January:	因於一月一日確認的金融工具出現的變動：								
- Transfer to credit-impaired	—轉撥至信貸減值	-	-	-	-	-	(1,341,080)	1,341,080	-
- Impairment loss recognised	—已確認減值虧損	1,236,756	-	-	-	-	-	30,378,226	31,614,982
- Written off	—撇銷	-	-	-	-	-	-	-	-
- Impairment loss reversed	—已撥回減值虧損	-	-	(2,303,774)	(287,626)	-	(7,500)	-	(2,598,900)
New financial assets originated	新增源生金融資產	-	-	3,013,864	1,143,130	-	183,515	-	4,340,509
Exchange adjustments	匯兌調整	-	-	88,112	-	-	-	-	88,112
As at 31 December 2020	於二零二零年十二月三十一日	1,236,756	-	3,093,921	1,143,130	3,222,914	183,515	31,719,306	40,599,542

Changes in the loss allowance for amounts due from related companies during the year ended 31 December 2020 are mainly due to the credit risk on related companies had significantly increased and credit-impaired in view of the understanding of the business update of the related companies, an impairment loss of HK\$1,236,756 was recognised during the year ended 31 December 2020.

### 41. 金融工具 (續)

#### 財務風險管理目標及政策 (續)

#### 信貸風險及減值評估 (續)

下表列示就貿易應收款項、合約資產、貸款予一間合營公司及應收貸款確認的預期信貸虧損撥備變動。

截至二零二零年十二月三十一日止年度應收關聯公司款項之虧損撥備變動乃主要由於關聯公司的信貸風險因了解到關聯公司的業務最新資料而大幅上升及已出現信貸減值，故已於截至二零二零年十二月三十一日止年度確認1,236,756港元之減值虧損。

# Notes to the Consolidated Financial Statements

## 綜合財務報表附註

For the year ended 31 December 2020

截至二零二零年十二月三十一日止年度

### 41. FINANCIAL INSTRUMENTS (Continued)

#### Financial risk management objectives and policies (Continued)

#### Credit risk and impairment assessment (Continued)

Changes in the loss allowance for trade receivables during the years ended 31 December 2020 and 2019 are mainly due to:

### 41. 金融工具 (續)

#### 財務風險管理目標及政策 (續)

#### 信貸風險及減值評估 (續)

截至二零二零年及二零一九年十二月三十一日止年度的貿易應收款項虧損撥備變動主要由於：

		(Decrease) increase in lifetime ECL 全期預期信貸虧損(減少)增加			
		2020 二零二零年		2019 二零一九年	
		Not credit- impaired 未出現 信貸減值 HK\$ 港元	Credit- impaired 已出現 信貸減值 HK\$ 港元	Not credit- impaired 未出現 信貸減值 HK\$ 港元	Credit- impaired 已出現 信貸減值 HK\$ 港元
Trade receivable with a gross carrying amount HK\$2,709 (2019: HK\$nil) defaulted and transferred to credit-impaired	已違約及轉撥至已出現信貸減值之貿易應收款項(總賬面值為2,709港元(二零一九年：零港元))	-	-	(2,709)	2,709
Settlement in trade receivables with gross carrying amounts HK\$137,764,692 (2019: HK\$149,470,618) since beginning of the year	自年初起結算總賬面值為137,764,692港元(二零一九年：149,470,618港元)之貿易應收款項	(2,303,774)	-	(2,412,901)	-
Impairment allowance recognised for new originated trade receivables with gross carrying amounts HK\$113,341,530 (2019: HK\$137,764,692) during the year	年內新增源生貿易應收款項(總賬面值為113,341,530港元(二零一九年：137,764,692港元)) 確認之減值撥備	3,013,864	-	2,324,197	318,385

During the year ended 31 December 2019, impairment loss of HK\$318,385 was recognised for credit-impaired debtors who were defaulted in repayment continuously and no settlement was made for the sales to this debtor during the year. The Group has taken legal action against these debtors to recover the amount due.

於截至二零一九年十二月三十一日止年度，就持續拖欠還款的已出現信貸減值的應收賬款確認減值虧損318,385港元，且年內並無結算該應收賬款的銷售。本集團已對該等債務人採取法律行動，以收回應收款項。

# Notes to the Consolidated Financial Statements

## 綜合財務報表附註

For the year ended 31 December 2020

截至二零二零年十二月三十一日止年度

### 41. FINANCIAL INSTRUMENTS (Continued)

#### Financial risk management objectives and policies (Continued)

#### Credit risk and impairment assessment (Continued)

Changes in the loss allowance for contract assets during the years ended 31 December 2020 and 2019 are mainly due to:

	自年初起結算總賬面值為
Settlement in contract assets with gross carrying amounts HK\$19,296,363 (2019: HK\$15,938,099) since the beginning of the year	19,296,363港元(二零一九年：15,938,099港元)之合約資產
Impairment allowance recognised for new originated contract assets with gross carrying amounts HK\$36,383,928 (2019: HK\$19,296,363) during the year	年內新增源生合約資產(總賬面值為36,383,928港元(二零一九年：19,296,363港元)) 確認之減值撥備

Changes in the loss allowance for loan to a joint venture during the year ended 31 December 2019 are due to the continuous non-repayment from Reliance Partner, the management considered that Reliance Partner is credit-impaired and an impairment losses of HK\$3,222,914 was recognised during the year ended 31 December 2019.

### 41. 金融工具 (續)

#### 財務風險管理目標及政策 (續)

#### 信貸風險及減值評估 (續)

於截至二零二零年及二零一九年十二月三十一日止年度，合約資產的虧損撥備變動主要由於：

#### (Decrease) increase in lifetime ECL

#### Not credit-impaired

#### 全期預期信貸虧損(減少)增加

#### 未出現信貸減值

	2020 二零二零年 HK\$ 港元	2019 二零一九年 HK\$ 港元
Settlement in contract assets with gross carrying amounts HK\$19,296,363 (2019: HK\$15,938,099) since the beginning of the year	(287,626)	(218,921)
Impairment allowance recognised for new originated contract assets with gross carrying amounts HK\$36,383,928 (2019: HK\$19,296,363) during the year	1,143,130	287,626

截至二零一九年十二月三十一日止年度貸款予一家合營公司之虧損撥備變動乃由於Reliance Partner持續不還款，管理層認為Reliance Partner已出現信貸減值及已於截至二零一九年十二月三十一日止年度確認3,222,914港元之減值虧損。

# Notes to the Consolidated Financial Statements

## 綜合財務報表附註

For the year ended 31 December 2020

截至二零二零年十二月三十一日止年度

### 41. FINANCIAL INSTRUMENTS (Continued)

#### Financial risk management objectives and policies (Continued)

#### Credit risk and impairment assessment (Continued)

Changes in the loss allowance for loans receivable during the years ended 31 December 2020 and 2019 are mainly due to:

### 41. 金融工具 (續)

#### 財務風險管理目標及政策 (續)

#### 信貸風險及減值評估 (續)

於截至二零二零年及二零一九年十二月三十一日止年度，應收貸款的虧損撥備變動主要由於：

	Increase in lifetime ECL Credit-impaired 全期預期信貸虧損增加 已出現信貸減值		Increase in 12-month ECL Not credit-impaired 十二個月預期信貸虧損增加 未出現信貸減值		
	2020 二零二零年 HK\$ 港元	2019 二零一九年 HK\$ 港元	2020 二零二零年 HK\$ 港元	2019 二零一九年 HK\$ 港元	
Loans receivables with gross carrying amounts HK\$31,719,306 (2019: nil) defaulted and transferred to credit-impaired	已違約及轉撥至已出現信貸減值之應收貸款 (總賬面值為31,719,306港元 (二零一九年：零))	1,341,080	–	(1,341,080)	–
Settlement in loans receivable with a gross carrying amount HK\$150,000 (2019: nil) since beginning of the year	自年初起結算總賬面值為150,000港元 (二零一九年：零) 之應收貸款	–	–	(7,500)	–
Impairment allowance recognised for – loans receivable with gross carrying amounts HK\$31,719,306 (2019: nil) since beginning of the year	就以下各項確認之減值撥備 – 自年初起結算總賬面值為31,719,306港元 (二零一九年：零) 之應收貸款	30,378,226	–	–	–
– new originated with gross carrying amounts HK\$2,353,913 (2019: HK\$26,488,352) during the year	– 年內新增源生總賬面值為2,353,913港元 (二零一九年：26,488,352港元)	–	–	183,515	1,348,580

# Notes to the Consolidated Financial Statements

## 綜合財務報表附註

For the year ended 31 December 2020

截至二零二零年十二月三十一日止年度

### 41. FINANCIAL INSTRUMENTS (Continued)

#### Financial risk management objectives and policies (Continued)

##### *Credit risk and impairment assessment (Continued)*

The estimated loss rates on loans receivable are estimated based on historical credit loss experience of the debtors and study of other corporates' default and recovery data from international credit-rating agencies including Moody's and Standard and Poor's, and are adjusted for forward-looking information (for example, the forecasted default rate expected by the international credit-rating agencies) that is available without undue cost or effort.

As disclosed in note 23, the loans receivable with gross carrying amounts of HK\$31,719,306, which are originated since year ended 31 December 2019, was defaulted in repayment and the management of the Group considered that the credit risk on these loans receivables was significantly increase and also started to assess the ECL on these loans receivables from 12-month ECL to lifetime ECL during the year ended 31 December 2020. During the year ended 31 December 2020, the Group has recognised impairment loss of HK\$30,378,226 on these loans receivable.

### 41. 金融工具 (續)

#### 財務風險管理目標及政策 (續)

##### *信貸風險及減值評估 (續)*

應收貸款之估計虧損率乃基於債務人的過往信貸虧損經驗及國際信貸評級機構 (包括穆迪及標準普爾) 對其他企業違約及收回數據的研究作出估計, 並就毋須付出過多成本或努力即可取得的前瞻性資料 (例如國際信貸評級機構預期的預測違約比率) 作出調整。

誠如附註23所披露, 自截至二零一九年十二月三十一日止年度源生的總賬面值為31,719,306港元之應收貸款已拖欠還款, 而本集團管理層認為該等應收貸款的信貸風險已大幅上升及於截至二零二零年十二月三十一日止年度亦開始將該等應收貸款之預期信貸虧損由12個月預期信貸虧損評估為全期預期信貸虧損。截至二零二零年十二月三十一日止年度, 本集團已就該等應收貸款確認30,378,226港元的減值虧損。

# Notes to the Consolidated Financial Statements

## 綜合財務報表附註

For the year ended 31 December 2020

截至二零二零年十二月三十一日止年度

### 41. FINANCIAL INSTRUMENTS (Continued)

#### Financial risk management objectives and policies (Continued)

##### *Liquidity risk*

The Group manages its liquidity risk by monitoring and maintaining a level of cash and cash equivalents secured adequate by the management to finance the Group's operations and mitigate the effects of fluctuations in cash flows. The management monitors the utilisation of bank borrowings and ensure compliance with loan covenants.

The following table details the Group's remaining contractual maturity for its financial liabilities and lease liabilities based on the earliest date on which the Group can be required to pay. Specifically, bank borrowings with a repayment on demand clause are included in the earliest time band regardless of the probability of the financial institutions choosing to exercise their rights. The maturity dates for other financial liabilities and lease liabilities are based on the agreed repayment dates.

The table includes both interest and principal cash flows. To the extent that interest flows are floating rate, the undiscounted amount is derived from prevailing market rate at the end of the reporting period.

### 41. 金融工具 (續)

#### 財務風險管理目標及政策 (續)

##### *流動資金風險*

本集團管理流動資金風險之方法乃由管理層監控及維持充裕之現金及現金等值水平，以撥付本集團業務經營所需資金及減低現金流量波動之影響。管理層監控銀行借貸之使用情況，確保遵循貸款契諾。

下表詳述本集團根據其須付款之最早日期釐定之金融負債及租賃負債餘下合約到期情況。具體而言，附帶按要求償還條款之銀行借貸均計入最早償還時間範圍，而不論財務機構選擇行使其權利之可能性。其他金融負債及租賃負債之到期日根據協定還款日期釐定。

下表包括利息及本金現金流量。倘利息流為按浮動利率計息，則未貼現金額按報告期末之當前市場利率計算。



# Notes to the Consolidated Financial Statements

## 綜合財務報表附註

For the year ended 31 December 2020

截至二零二零年十二月三十一日止年度

### 41. FINANCIAL INSTRUMENTS (Continued)

Financial risk management objectives and policies  
(Continued)

#### Liquidity risk (Continued)

Liquidity tables

		Weighted average effective interest rate	On demand	Within 3 months	3 months	1 year	2 years	Over 5 years	Total undiscounted cash flows	Carrying amount at 31 December 2020
					to 1 year	to 2 years	to 5 years			
		加權平均 實際利率 %	按要求 HK\$ 港元	三個月內 HK\$ 港元	三個月 至一年 HK\$ 港元	一年 至兩年 HK\$ 港元	兩年 至五年 HK\$ 港元	超過五年 HK\$ 港元	未貼現 現金流量 總額 HK\$ 港元	二零二零年 十二月 三十一日之 賬面值 HK\$ 港元
2020	二零二零年									
Trade payables	貿易應付款項	N/A 不適用	-	84,453,790	-	-	-	-	84,453,790	84,453,790
Other payables and accruals	其他應付款項及應計款項	N/A 不適用	-	34,419,532	-	-	-	-	34,419,532	34,419,532
Amount due to a non-controlling shareholder of a subsidiary	應付一家附屬公司 一名非控股股東款項	N/A 不適用	16,810,490	-	-	-	-	-	16,810,490	16,810,490
Amount due to a related company	應付一家關連公司款項	Note 1 附註1	9,757	16,514	60,813	81,084	162,168	67,570	397,906	271,763
Secured bank borrowings	有抵押銀行借貸	Note 2 附註2	79,786,671	-	-	-	-	-	79,786,671	79,786,671
Leases liabilities	租賃負債	Note 3 附註3	-	2,824,328	8,312,843	10,907,768	6,934,389	47,584,000	76,563,328	53,349,678
			96,606,918	121,714,164	8,373,656	10,988,852	7,096,557	47,651,570	292,431,717	269,091,924
		Weighted average effective interest rate	On demand	Within 3 months	3 months to 1 year	1 year to 2 years	2 years to 5 years	Over 5 years	Total undiscounted cash flows	Carrying amount at 31 December 2019
		加權平均 實際利率 %	按要求 HK\$ 港元	三個月內 HK\$ 港元	三個月 至一年 HK\$ 港元	一年 至兩年 HK\$ 港元	兩年 至五年 HK\$ 港元	超過五年 HK\$ 港元	未貼現 現金流量 總額 HK\$ 港元	二零一九年 十二月 三十一日之 賬面值 HK\$ 港元
2019	二零一九年									
Trade payables	貿易應付款項	N/A 不適用	-	63,706,167	-	-	-	-	63,706,167	63,706,167
Other payables and accruals	其他應付款項及應計款項	N/A 不適用	-	31,637,243	-	-	-	-	31,637,243	31,637,243
Amount due to a non-controlling shareholder of a subsidiary	應付一家附屬公司 一名非控股股東款項	N/A 不適用	16,716,817	-	-	-	-	-	16,716,817	16,716,817
Amount due to a related company	應付一家關連公司款項	Note 1 附註1	116,063	19,514	81,056	93,841	182,439	128,383	621,296	435,017
Secured bank borrowings	有抵押銀行借貸	Note 2 附註2	92,168,478	-	-	-	-	-	92,168,478	92,168,478
Leases liabilities	租賃負債	Note 3 附註3	-	2,332,953	6,406,227	8,082,579	13,216,592	49,840,000	79,878,351	54,631,614
			109,001,358	97,695,877	6,487,283	8,176,420	13,399,031	49,968,383	284,728,352	259,295,336

### 41. 金融工具 (續)

財務風險管理目標及政策 (續)

#### 流動資金風險 (續)

流動資金表

# Notes to the Consolidated Financial Statements

## 綜合財務報表附註

For the year ended 31 December 2020

截至二零二零年十二月三十一日止年度

### 41. FINANCIAL INSTRUMENTS (Continued)

#### Financial risk management objectives and policies (Continued)

#### Liquidity risk (Continued)

#### Liquidity tables (Continued)

Notes:

- (1) The amount due to a related company carried at interest rate ranging from 18% to 20% (2019: 18% to 20%) per annum.
- (2) The secured bank borrowings carry at HIBOR plus 1.25% to 2.5% (2019: HIBOR plus 1.25% to 2.5%) per annum.
- (3) The incremental borrowing rates for lease liabilities ranging from 4.38% to 5.38% (2019: 4.38% to 5.38%).

### 41. 金融工具 (續)

#### 財務風險管理目標及政策 (續)

#### 流動資金風險 (續)

#### 流動資金表 (續)

附註：

- (1) 應付一家關連公司款項按介乎18%至20% (二零一九年：18%至20%) 之年利率計息。
- (2) 有抵押銀行借貸按香港銀行同業拆息加1.25%至2.5% (二零一九年：香港銀行同業拆息加1.25%至2.5%) 之年利率計息。
- (3) 租賃負債的增量借貸利率介乎4.38%至5.38% (二零一九年：4.38%至5.38%) 。

# Notes to the Consolidated Financial Statements

## 綜合財務報表附註

For the year ended 31 December 2020

截至二零二零年十二月三十一日止年度

### 41. FINANCIAL INSTRUMENTS (Continued)

#### Financial risk management objectives and policies (Continued)

##### Liquidity risk (Continued)

Bank borrowings with a repayment on demand clause as at 31 December 2020 and 2019 are included in the "on demand" time band in the above maturity analysis. The carrying amount of the bank borrowings amounted to HK\$79,786,671 (2019: HK\$92,168,478) as at 31 December 2020. Taking into account the Group's financial position and assets pledged for the bank borrowings, the directors of the Company do not believe that it is probable that the financial institutions would exercise the discretionary rights to demand immediate payment. As at 31 December 2020, the directors of the Company believed that such bank borrowings will be repaid in accordance with the scheduled repayment dates set out in the loan agreements. The aggregate principal and interest cash outflows amounted to HK\$80,914,086 (2019: HK\$97,436,502) as at 31 December 2020. The repayment schedule based on the scheduled repayment dates is set out below:

		2020 二零二零年 HK\$ 港元	2019 二零一九年 HK\$ 港元
Within one year	一年內	61,786,187	43,071,093
Over one year but less than two years	超過一年但少於兩年	19,127,899	15,529,762
Over two years but less than five years	超過兩年但少於五年	–	38,835,647
		<b>80,914,086</b>	97,436,502

### 41. 金融工具 (續)

#### 財務風險管理目標及政策 (續)

##### 流動資金風險 (續)

於二零二零年及二零一九年十二月三十一日附帶按要求償還條款之銀行借貸在上述到期日分析中計入「按要求」之時間範圍內。於二零二零年十二月三十一日，銀行借貸的賬面值約為79,786,671港元(二零一九年：92,168,478港元)。考慮到本集團之財務狀況及就銀行借貸質押之資產，本公司董事相信，財務機構不可能行使酌情權要求即時付款。於二零二零年十二月三十一日，本公司董事相信，該等銀行借貸將根據貸款協議所載預定還款日期償還。於二零二零年十二月三十一日，本金及利息現金流出總額為80,914,086港元(二零一九年：97,436,502港元)。根據預定還款日期，還款時間表如下：

# Notes to the Consolidated Financial Statements

## 綜合財務報表附註

For the year ended 31 December 2020

截至二零二零年十二月三十一日止年度

### 41. FINANCIAL INSTRUMENTS (Continued)

#### Fair value measurements of financial instruments

This note provides information about how the Group determines fair values of various financial assets.

#### Fair value measurement and valuation process

The financial controller of the Company is responsible to determine the appropriate valuation techniques and key inputs for fair value measurements.

In estimating the fair value of an asset or a liability, the Group uses market-observable data to the extent it is available. Where Level 1 inputs are not available, the Group engaged independent qualified professional valuers to perform the valuation. The financial controller works closely with independent qualified professional valuers to establish the appropriate valuation techniques and key inputs to the model. Financial controller reports to executive directors semi-annually to explain the cause of fluctuations in the fair value of the assets.

Information about the valuation techniques and key inputs used in determining the fair value of various assets are disclosed below.

### 41. 金融工具 (續)

#### 金融工具之公平值計量

此附註提供本集團如何釐訂各項金融資產公平值之資料。

#### 公平值計量及估值程序

本公司財務總監負責釐定適當的估值方法及公平值計量主要輸入數據。

於估計資產或負債的公平值時，本集團在其可獲得的情況下使用市場可觀察數據。未能獲得第一級輸入數據時，本集團委聘第三方獨立合資格專業估值師進行估值。財務總監與獨立合資格專業估值師緊密合作確立適當的估值方法及模式的主要輸入數據。財務總監每半年向執行董事匯報以闡釋資產公平值波動的原因。

有關釐定不同資產公平值所用的估值方法及主要輸入數據的資料於下文披露。

# Notes to the Consolidated Financial Statements

## 綜合財務報表附註

For the year ended 31 December 2020

截至二零二零年十二月三十一日止年度

### 41. FINANCIAL INSTRUMENTS (Continued)

#### Fair value measurements of financial instruments (Continued)

#### Fair value of the Group's financial assets that are measured at fair value on a recurring basis

Some of the Group's financial assets are measured at fair value at the end of the reporting period. The following table gives information about how the fair values of these financial assets are determined (in particular, the valuation technique(s) and key inputs used).

Financial assets 金融資產	Fair value as at 31 December 於十二月三十一日之公平值		Fair value hierarchy 公平值層級	Valuation technique(s) and key input(s) 估值技術及主要輸入數據	Sensitivity 敏感度
	2020 二零二零年 HK\$ 港元	2019 二零一九年 HK\$ 港元			
Investment in listed equity in Hong Kong as financial assets at FVTPL 分類為透過損益按公平值列賬之金融資產之於香港上市的股本投資	23,059,714	64,833,700	Level 1 第1級	Quoted bid prices in an active market 活躍市場上之買入報價	N/A 不適用
Investments in equity securities established in Hong Kong, the PRC and overseas measured at FVTOCI 透過全面收入按公平值列賬計量之於中國成立之股本證券投資	17,854,928	17,854,928	Level 3 第3級	Asset-based approach with key inputs of 資產法，主要輸入數據為  (i) Fair value of the underlying assets of the investees; and (ii) Marketability discount of 19%  (ii) 19%的流通性折讓	A significant increase in the comparable market transactions price used would result in a significant increase in fair value, and vice versa. 可資比較市場交易價格大幅上升，導致公平值大幅上升，反之亦然。  A significant increase in the discount rate used would result in a significant decrease in fair value, and vice versa. 折讓率大幅上升，導致公平值大幅下跌，反之亦然。

There were no transfers between Level 1, 2 and 3 during the years.

### 41. 金融工具 (續)

#### 金融工具之公平值計量 (續)

#### 本集團按照經常性基準按公平值計量之金融資產之公平值

本集團部分金融資產於報告期末按公平值計量。下表列出有關釐定該等金融資產公平值方法之資料 (尤其是所用估值技術及主要輸入數據)。

於年內，第1級、第2級及第3級間並無轉撥情況。

# Notes to the Consolidated Financial Statements

## 綜合財務報表附註

For the year ended 31 December 2020

截至二零二零年十二月三十一日止年度

### 41. FINANCIAL INSTRUMENTS (Continued)

Fair value measurements of financial instruments  
(Continued)

Reconciliation of Level 3 fair value measurements

		Equity instruments at FVTOCI 透過 其他全面收入 按公平值列賬 之股本工具 HK\$ 港元	Financial assets at FVTPL 透過損益 按公平值列賬 之金融資產 HK\$ 港元
At 1 January 2019	於二零一九年一月一日	26,253,472	6,651,180
Purchase of equity investments at FVTOCI	購入透過其他全面收入 按公平值列賬之股本投資	6,281,200	-
Disposal upon disposal of a subsidiary (note 35)	於出售一間附屬公司時出售 (附註35)	(14,679,744)	-
Realised loss in profit or loss	損益中已變現虧損	-	(6,651,180)
At 31 December 2019 and 2020	於二零一九年及二零二零年 十二月三十一日	17,854,928	-

#### Fair value of the Group's financial assets and financial liabilities that are not measured at fair value on a recurring basis

The directors of the Company estimate the fair value of its financial assets and financial liabilities measured at amortised cost using the discounted cash flows analysis.

The directors of the Company consider that the carrying amounts of financial assets and financial liabilities recorded at amortised cost in the consolidated statement of financial position approximate their fair values.

### 41. 金融工具 (續)

金融工具之公平值計量 (續)

第3級公平值計量之對賬

#### 本集團並非按照經常性基準按公平值計量之金融資產及金融負債之公平值

本公司董事採用貼現現金流量分析估計按攤銷成本計量之金融資產及金融負債之公平值。

本公司董事認為，按攤銷成本列入綜合財務狀況表之金融資產及金融負債之賬面值與其公平值相若。

## Notes to the Consolidated Financial Statements

### 綜合財務報表附註

For the year ended 31 December 2020

截至二零二零年十二月三十一日止年度

#### 42. RECONCILIATION OF LIABILITIES ARISING FROM FINANCING ACTIVITIES

The table below details changes in the Group's liabilities arising from financing activities, including both cash and non-cash changes. Liabilities arising from financing activities are those for which cash flows were, or future cash flows will be classified in the Group's consolidated statement of cash flows as cash flows from financing activities.

#### 42. 融資活動所產生負債的對賬

下表載列本集團的融資活動所產生負債的變動詳情，包括現金及非現金變動。融資活動所產生的負債為現金流量或未來現金流量會於本集團綜合現金流量表中被分類為融資活動現金流量的負債。

		Amount due to a related company 應付一家 關連公司款項 HK\$ 港元	Lease liabilities 租賃負債 HK\$ 港元	Bank borrowings 銀行借貸 HK\$ 港元	Total 總額 HK\$ 港元
At 1 January 2019	於二零一九年一月一日	457,812	61,295,313	86,807,056	148,560,181
Financing cash flows (note)	融資現金流量 (附註)	(119,220)	(8,878,658)	2,149,557	(6,848,321)
Finance costs	融資成本	96,425	2,612,674	3,211,865	5,920,964
Exchange adjustments	匯兌調整	-	(397,715)	-	(397,715)
At 31 December 2019	於二零一九年十二月三十一日	435,017	54,631,614	92,168,478	147,235,109
Financing cash flows (note)	融資現金流量 (附註)	(225,603)	(11,850,898)	(14,828,623)	(26,905,124)
Finance costs	融資成本	62,349	2,368,897	2,446,816	4,878,062
Additions	添置	-	5,039,321	-	5,039,321
Exchange adjustments	匯兌調整	-	3,160,744	-	3,160,744
At 31 December 2020	於二零二零年十二月三十一日	271,763	53,349,678	79,786,671	133,408,112

Note: The cash flows in relation to repayments to a related company, repayments for lease liabilities and bank borrowings and finance costs.

附註：與向一家關連公司還款、租賃負債及銀行貸款還款相關的現金流量以及融資成本。

# Notes to the Consolidated Financial Statements

## 綜合財務報表附註

For the year ended 31 December 2020

截至二零二零年十二月三十一日止年度

### 43. PARTICULARS OF PRINCIPAL SUBSIDIARIES

Particulars of the subsidiaries of the Company at 31 December 2020 and 2019.

Name of subsidiary 附屬公司名稱	Place of incorporation/ registration 註冊成立/註冊地點	Paid up issued/registered share capital 實繳已發行/ 註冊股本	Effective percentage of issued share capital/ registered capital held by the Company 本公司所持已發行 股本/註冊資本 實際百分比		Principal activities 主要業務
			2020 二零二零年 %	2019 二零一九年 %	
Chung Tai Printing Holdings Limited 中大印刷集團有限公司	BVI 英屬處女群島	HK\$10,000 ordinary 10,000港元普通股	100	100	Investment holding 投資控股
Chung Tai Printing Company Limited 中大印刷有限公司	Hong Kong 香港	HK\$1,000 ordinary HK\$500,000 deferred non-voting 1,000港元普通股 500,000港元 無投票權遞延股	100	100	Investment holding 投資控股
深圳精準檢測技術有限公司 (note 1) (附註1)	The PRC 中國	RMB1,000,000 registered capital 人民幣1,000,000元 註冊資本	100	100	Testing of printing products 印刷品檢測
錦翰印刷(深圳)有限公司 (note 1) (附註1)	The PRC 中國	HK\$30,000,000 registered capital 30,000,000港元 註冊資本	100	100	Label and paper products printing 標籤及紙製品印刷
Chung Tai Printing (China) Company Limited 中大印刷(中國)有限公司	Hong Kong 香港	HK\$1,000 ordinary HK\$10,000 deferred non-voting 1,000港元普通股 10,000港元 無投票權遞延股	100	100	Property investment and development 物業投資和發展
Chung Tai Smart Labelling Company Limited 中大標籤科技有限公司	Hong Kong 香港	HK\$1 ordinary 1港元普通股	100	100	Trading of label and printing products 買賣標籤及印刷品
Chung Tai Printing (International) Company Limited 中大印刷(國際)有限公司	Hong Kong 香港	HK\$1 ordinary 1港元普通股	100	100	Investment holding 投資控股

### 43. 主要附屬公司之詳情

本公司附屬公司於二零二零年及二零一九年十二月三十一日之詳情。



# Notes to the Consolidated Financial Statements

## 綜合財務報表附註

For the year ended 31 December 2020

截至二零二零年十二月三十一日止年度

### 43. PARTICULARS OF PRINCIPAL SUBSIDIARIES (Continued)

### 43. 主要附屬公司之詳情 (續)

Name of subsidiary 附屬公司名稱	Place of incorporation/ registration 註冊成立/註冊地點	Paid up issued/registered share capital 實繳已發行/註冊股本	Effective percentage of issued share capital/ registered capital held by the Company 本公司所持已發行股本/註冊資本 實際百分比		Principal activities 主要業務
			2020 二零二零年 %	2019 二零一九年 %	
中星中大印刷(深圳)有限公司 (note 1) (附註1)	The PRC 中國	HK\$98,000,000 registered capital 98,000,000港元 註冊資本	100	100	Label, packaging and paper products printing 標籤、包裝及紙製品印刷
Delight Source Limited 亮燃有限公司	Hong Kong 香港	HK\$200,000 ordinary 200,000港元普通股	100	100	Trading of printing products 買賣印刷產品
General Star Industrial Limited 港星實業有限公司	Hong Kong 香港	HK\$1 Ordinary 1港元普通股	100	100	Trading and production of surgical masks 買賣及生產外科口罩
Green Link Investments Limited 格力圖投資有限公司	Hong Kong 香港	HK\$1 Ordinary 1港元普通股	100	100	Trading and distribution of surgical masks 買賣及分銷外科口罩
Profit Link Investment Limited 中大投資管理有限公司	Hong Kong 香港	HK\$100 ordinary HK\$2 deferred non-voting 100港元普通股 2港元 無投票權遞延股	100	100	Property investment 物業投資
New Box Mini Storage Limited 中大迷你倉有限公司	Hong Kong 香港	HK\$100 ordinary HK\$2 deferred non-voting 100港元普通股 2港元 無投票權遞延股	100	100	Provision of mini storage services 提供迷你倉儲存服務
Star Entertainment (Universe) Limited 星娛樂(環宇)有限公司	Hong Kong 香港	HK\$1 Ordinary 1港元普通股	100	100	Provision of artistes management and music licensing services and sales of music albums 提供藝人管理及音樂特許服務及銷售音樂唱片

# Notes to the Consolidated Financial Statements

## 綜合財務報表附註

For the year ended 31 December 2020

截至二零二零年十二月三十一日止年度

### 43. PARTICULARS OF PRINCIPAL SUBSIDIARIES (Continued)

### 43. 主要附屬公司之詳情 (續)

Name of subsidiary 附屬公司名稱	Place of incorporation/ registration 註冊成立/註冊地點	Paid up issued/registered share capital 實繳已發行/ 註冊股本	Effective percentage of issued share capital/ registered capital held by the Company 本公司所持已發行 股本/註冊資本 實際百分比		Principal activities 主要業務
			2020 二零二零年 %	2019 二零一九年 %	
Newway Smart Technology (International) Company Limited 中星智能科技(國際)有限公司	Hong Kong 香港	HK\$10,000 ordinary 10,000港元普通股	100	100	RFID printing products and RFID label 無線射頻印刷產品及 無線射頻標籤
Newway Star Limited 新時代星工廠有限公司	Hong Kong 香港	HK\$10,000 Ordinary 10,000港元普通股	100	100	Provision of music licensing services, sales of music albums and investment holding 提供音樂特許服務、 銷售音樂唱片及 投資控股
Newway Star Artiste Management Limited 新時代藝員管理有限公司	Hong Kong 香港	HK\$10,000 Ordinary 10,000港元普通股	100	100	Provision of artistes management services 提供藝人管理服務
Showtimes (Asia) Limited 演藝時代(亞洲)有限公司	Hong Kong 香港	HK\$1 ordinary 1港元普通股	100	100	Organisation of concerts and shows 籌辦演唱會及表演
Kingbay Investments Limited 始昇投資有限公司	Hong Kong 香港	HK\$1 ordinary 1港元普通股	100	100	Securities trading 買賣證券
Fruitful Global Co., Limited 豐蒼國際有限公司	Hong Kong 香港	HK\$1 ordinary 1港元普通股	100	100	Trading of printing products 買賣印刷品
Grand Prospects Finance International Limited 華泰財務國際有限公司	Hong Kong 香港	HK\$100,000 ordinary 100,000港元普通股	100	100	Money lending 放貸
Sansible Corporation Limited 成豐號有限公司	Hong Kong 香港	HK\$10,000 ordinary 10,000 港元普通股	100	100	Trading 貿易

# Notes to the Consolidated Financial Statements

## 綜合財務報表附註

For the year ended 31 December 2020

截至二零二零年十二月三十一日止年度

### 43. PARTICULARS OF PRINCIPAL SUBSIDIARIES (Continued)

### 43. 主要附屬公司之詳情 (續)

Name of subsidiary 附屬公司名稱	Place of incorporation/ registration 註冊成立/註冊地點	Paid up issued/registered share capital 實繳已發行/註冊股本	Effective percentage of issued share capital/ registered capital held by the Company 本公司所持已發行股本/註冊資本 實際百分比		Principal activities 主要業務
			2020 二零二零年 %	2019 二零一九年 %	
Supreme Cycle Inc.	BVI 英屬處女群島	US\$1 ordinary 1美元普通股	100	100	Property investment 物業投資
上海中星富達融資租賃有限公司 (note 1) (附註1)	The PRC 中國	US\$20,000,000 registered capital 20,000,000美元 註冊資本	100	100	Financial leasing 融資租賃
Zhongxing Guosheng (note 2) 中星國盛 (附註2)	The PRC 中國	RMB2,000,000 registered capital 人民幣2,000,000元 註冊資本	100	100	Investment holding 投資控股
Zhongqing (note 2) 中清 (附註2)	The PRC 中國	RMB2,000,000 registered capital 人民幣2,000,000元 註冊資本	60	60	Property development 物業發展
Zhongda Qingyuan (note 1) 中大清遠 (附註1)	The PRC 中國	HK\$230,000,000 registered capital 230,000,000港元 註冊資本	100	100	Property development 物業發展
廣東中星生命科技產業投資有限 公司 (note 1) (附註1)	The PRC 中國	RMB5,000,000 registered capital 人民幣5,000,000元 註冊資本	100	N/A 不適用	Property management and project investment 物業管理和項目投資

Notes:

- (1) These subsidiaries are wholly foreign owned enterprises in the PRC.
- (2) These subsidiaries are domestic-invested enterprises established in the PRC.

The operations of all subsidiaries are carried out principally in Hong Kong and the PRC.

附註：

- (1) 該等附屬公司乃中國之外商獨資企業。
- (2) 該等附屬公司乃於中國成立之內資企業。

所有附屬公司的業務主要於香港及中國進行。

# Notes to the Consolidated Financial Statements

## 綜合財務報表附註

For the year ended 31 December 2020

截至二零二零年十二月三十一日止年度

### 43. PARTICULARS OF PRINCIPAL SUBSIDIARIES (Continued)

Exception for Chung Tai Printing Holdings Limited, which is directly owned by the Company, all other subsidiaries are indirectly owned by the Company.

The above table only includes those subsidiaries which, in the opinion of the directors of the Company, principally affected the results of the Group for the year or formed a substantial portion of the net assets of the Group. To give details of all subsidiaries would, in the opinion of the directors of the Company, result in particulars of excessive length. The deferred non-voting shares, which are not held by the Group, practically carry no rights to dividends nor to receive notice of nor to attend or vote at any general meeting of the relevant companies or to participate in any distribution on winding up.

None of the subsidiaries had any debt securities outstanding at the end of the year or at any time during the years.

The table below shows details of non-wholly-owned subsidiaries of the Group that have non-controlling interests:

Name of subsidiaries 附屬公司名稱	Place of establishment and principal place of business 成立地點及主要營業地點	Proportion of ownership interests and voting rights held by non-controlling interests 非控股權益所持擁有權權益及投票權之比例		Loss allocated to non-controlling interests 分配至非控股權益之虧損		Accumulated non-controlling interests 累計非控股權益	
		2020 二零二零年	2019 二零一九年	2020 二零二零年 HK\$ 港元	2019 二零一九年 HK\$ 港元	2020 二零二零年 HK\$ 港元	2019 二零一九年 HK\$ 港元
Zhongqing 中清	The PRC 中國	40%	40%	(129,944)	(189,624)	(2,823,578)	(2,773,001)
Individually immaterial subsidiaries with non-controlling interests 擁有非控股權益之個別不重大附屬公司				-	(1,174)	(450,718)	(450,718)
				(129,944)	(190,798)	(3,274,296)	(3,223,719)

### 43. 主要附屬公司之詳情 (續)

除中大印刷集團有限公司由本公司直接擁有外，所有其他附屬公司由本公司間接擁有。

上表僅包括本公司董事認為主要影響本集團本年度業績或構成本集團淨資產主要部分的附屬公司。董事認為詳述所有附屬公司將導致資料過於冗長。無投票權遞延股(非由本集團持有)實質上並無附有權利獲派股息及接收有關公司之股東大會通告或出席任何股東大會或於會上投票，或於清盤時參與任何分派。

附屬公司於年終或年內任何時間概無任何尚未償還之債務證券。

下表顯示本集團擁有非控股權益之非全資附屬公司詳情：

# Notes to the Consolidated Financial Statements

## 綜合財務報表附註

For the year ended 31 December 2020

截至二零二零年十二月三十一日止年度

### 44. STATEMENT OF FINANCIAL POSITION OF THE COMPANY

### 44. 本公司財務狀況表

		2020 二零二零年 HK\$ 港元	2019 二零一九年 HK\$ 港元
<b>Assets</b>	<b>資產</b>		
<b>Non-current assets</b>	<b>非流動資產</b>		
Investments in subsidiaries	於附屬公司之投資	42,671,966	42,671,967
Amounts due from subsidiaries	應收附屬公司款項	781,859,603	791,147,417
		<b>824,531,569</b>	833,819,384
<b>Current assets</b>	<b>流動資產</b>		
Other receivables, deposits and prepayments	其他應收款項、訂金及預付款項	253,607	197,075
Loans to joint ventures	給予合營公司之貸款	–	50,000
Cash and cash equivalents	現金及現金等價物	48,585,649	18,426,910
		<b>48,839,256</b>	18,673,985
<b>Liabilities</b>	<b>負債</b>		
<b>Current liabilities</b>	<b>流動負債</b>		
Other payables and accrued charges	其他應付款項及應計費用	656,283	490,254
Amounts due to subsidiaries	應付附屬公司款項	109,256,304	86,531,949
		<b>109,912,587</b>	87,022,203
<b>Net current liabilities</b>	<b>流動負債淨額</b>	<b>(61,073,331)</b>	(68,348,218)
<b>Total assets less total liabilities</b>	<b>總資產減總負債</b>	<b>763,458,238</b>	765,471,166
<b>Capital and reserves</b>	<b>資本及儲備</b>		
Share capital	股本	2,536,395	2,536,395
Reserves	儲備	760,921,843	762,934,771
<b>Total equity</b>	<b>權益總額</b>	<b>763,458,238</b>	765,471,166

# Notes to the Consolidated Financial Statements

## 綜合財務報表附註

For the year ended 31 December 2020

截至二零二零年十二月三十一日止年度

### 44. STATEMENT OF FINANCIAL POSITION OF THE COMPANY (Continued)

Note:

#### Reserves

		Share premium	Capital redemption reserve	Contributed surplus	Reorganisation reserve	Retained profits	Total
		股份溢價	資本贖回儲備	實繳盈餘	重組儲備	保留溢利	總計
		HK\$	HK\$	HK\$	HK\$	HK\$	HK\$
		港元	港元	港元	港元	港元	港元
At 1 January 2019	於二零一九年一月一日	368,949,127	62,400	103,571,033	19,782,427	265,196,381	757,561,368
Profit and total comprehensive income for the year	本年溢利及全面收入總額	-	-	-	-	5,373,403	5,373,403
At 31 December 2019	於二零一九年十二月三十一日	368,949,127	62,400	103,571,033	19,782,427	270,569,784	762,934,771
Loss and total comprehensive expense for the year	本年虧損及全面開支總額	-	-	-	-	(2,012,928)	(2,012,928)
At 31 December 2020	於二零二零年十二月三十一日	368,949,127	62,400	103,571,033	19,782,427	268,556,856	760,921,843

### 44. 本公司財務狀況表 (續)

附註：

#### 儲備

## Principal Properties 主要物業

At 31 December 2020

於二零二零年十二月三十一日

### A. INVESTMENT PROPERTIES

### A. 投資物業

Location 地點	Group's effective interest in the properties 本集團於物業中之實際權益	Approximate gross floor area 概約總樓面面積 (sq. m) (平方米)	Usage 用途	Category of lease 租約類別
Lot. No. 5378 IN D.D.51, G/F-2/F, 4/F, Chung Tai Printing Group Building No. 11 Yip Cheong Street, On Lok Tsuen, Fanling, New Territories, Hong Kong 香港新界粉嶺安樂工業村業暢街11號 中大印刷集團大廈丈量約分51號 地段5378號、地下至2樓及4樓	100%	4,859	Industrial 工業	Medium-term lease 中期租約
Yuen Long Town Lot No. 292, Units 21, 22, 23, 41 and 77 of 1/F and the whole of 3/F, Hop Yick Commercial Centre (Phase I), No. 33 Hop Choi Street, Yuen Long, New Territories, Hong Kong 香港新界元朗合財街33號 合益商業中心(一期)一樓之21、22、 23、41及77號單位及三樓全層 元朗市地段292號	100%	1,063.82	Commercial 商業	Medium-term lease 中期租約
No. 1801, 15/F, Block 4, Yard 89, 89 Jianguo Road, Chaoyang District, Beijing, the PRC 中國北京朝陽區建國路89號 89號院4號樓15層1801室	100%	175.66	Commercial 商業	Medium-term lease 中期租約

## Principal Properties 主要物業

At 31 December 2020

於二零二零年十二月三十一日

### B. PROPERTIES UNDER DEVELOPMENT FOR SALE

### B. 待售發展中物業

Location 地點	Group's effective interest in the properties 本集團於物業中之實際權益	Approximate site area 概約地盤面積 (sq. m) (平方米)	Usage 用途	Category of lease 租約類別
Two parcels of land designated located at Lot No. B19001-1*1 and No. B19001-2*1 of Villagers Committee of Lian Tang Village, Dong Cheng Sub-district Office, Qingcheng District, Qingyuan City, the PRC 兩幅位於中國清遠市清城區東城街辦事處蓮塘村民委員會之指定土地(地段編號第B19001-1*1號及第B19001-2*1號)	60%	5,853.40	Mixed Residential 綜合住宅	Medium-term lease 中期租約



# Five Years Financial Summary

## 五年財務概要

### RESULTS

### 業績

		For the year ended 31 December 截至十二月三十一日止年度					
		2016 二零一六年 HK\$'000 千港元	2017 二零一七年 HK\$'000 千港元	2018* 二零一八年* HK\$'000 千港元	2019* 二零一九年* HK\$'000 千港元	2020 二零二零年 HK\$'000 千港元	
Revenue	收益	562,911	515,534	592,626	560,585	532,674	
(Loss) profit before taxation	除稅前(虧損)溢利	86,724	52,092	(35,220)	(24,994)	(88,438)	
Taxation	稅項	(12,720)	(4,142)	(3,004)	(5,979)	1,121	
(Loss) profit for the year	本年(虧損)溢利	74,004	47,950	(38,224)	(30,973)	(87,317)	
Attributable to:	以下人士應佔:						
Owners of the Company	本公司擁有人	74,206	48,146	(37,922)	(30,782)	(87,187)	
Non-controlling interests	非控股權益	(202)	(196)	(302)	(191)	(130)	
		74,004	47,950	(38,224)	(30,973)	(87,317)	

### ASSETS AND LIABILITIES

### 資產及負債

		As at 31 December 於十二月三十一日					
		2016 二零一六年 HK\$'000 千港元	2017 二零一七年 HK\$'000 千港元	2018* 二零一八年* HK\$'000 千港元	2019* 二零一九年* HK\$'000 千港元	2020 二零二零年 HK\$'000 千港元	
Total assets	資產總值	1,116,246	1,206,500	1,157,108	1,172,501	1,126,722	
Total liabilities	負債總額	(202,412)	(196,987)	(229,826)	(286,283)	(296,794)	
Total equity	權益總額	913,834	1,009,513	927,282	886,218	829,928	
Equity attributable to owners of the Company	本公司擁有人應佔權益	916,374	1,011,224	930,032	889,442	833,202	
Non-controlling interests	非控股權益	(2,540)	(1,711)	(2,750)	(3,224)	(3,274)	
		913,834	1,009,513	927,282	886,218	829,928	

\* The amounts for the year ended 31 December 2018 were presented upon the application of HKFRS 9 and HKFRS 15, which the comparative financial information was not restated. The amounts for the year ended 31 December 2019 were presented upon the application of HKFRS 16, which the comparative financial information was not restated.

\* 於截至二零一八年十二月三十一日止年度之金額於應用香港財務報告準則第9號及香港財務報告準則第15號後呈列，其比較財務資料並無經重列。於截至二零一九年十二月三十一日止年度之金額於應用香港財務報告準則第16號後呈列，其比較財務資料並無經重列。

**Neway Group Holdings Limited**  
**中星集團控股有限公司**

Chung Tai Printing Group Building, 11 Yip Cheong Street,  
On Lok Tsuen, Fanling, N.T., H.K.

香港新界粉嶺安樂工業村業暢街11號中大印刷集團大廈

Tel 電話: (852) 2669 6111 Fax 傳真: (852) 2677 6556

Website 網址: [www.newaygroup.com.hk](http://www.newaygroup.com.hk)

