



DATRONIX HOLDINGS LIMITED
連達科技控股有限公司*

(Stock Code 股份代號: 889)



A W A R D S



MICRO SYSTEMS ENGINEERING
"Supplier Excellence"



ASTRONICS
"Best Value Added"



ASTRONICS
"Customer Intimacy Strategy"



MEDTRONIC
"Outstanding Performance"



PHYSIO CONTROL
"Supplier of the Year"




LUTRON
"Preferred Supplier"



LUTRON
"Customer Service"



DATAFORTH
"Vendor of the Year"



LUTRON
"Outstanding New Supplier"

A W A R D S



XICOM
"Outstanding Performance"



MICRO SYSTEMS ENGINEERING
"Special Recognition Award"



MEDTRONIC
"Supplier of the Year"



LUTRON
"Supplier of the Year"



VICOR
"Outstanding Supplier Achievement Award"



XICOM
"President's Award"

Customer Recognition For Quality, Service, Value



Polycom




Ericsson



Milwaukee



**Preferred supplier
General Electric**



**Physio Control
(Div. of Medtronic)**



**Preferred supplier
Primex Aerospace**



Digital Equipment corp



Xerox



United Technologies

A W A R D S



Xerox



Xerox



ICL/Fujitsu



Xerox



Xerox



Xerox



Tektronix



Sola Electric



Tektronix

Customer Recognition For Quality, Service, Value




Honeywell



Honeywell



Harris



Honeywell



Honeywell



Delco



Honeywell



Hughes Aircraft
General Motors



IBM

BOARD OF DIRECTORS

Executive Directors

SIU Paul Y. (Chairman)
SHUI Wai Mei (Vice Chairman)
SHEUNG Shing Fai
SIU Nina Margaret

Independent Non-executive Directors

CHUNG Pui Lam
LEE Kit Wah
WONG Wah Sang, Derek

AUDIT COMMITTEE

LEE Kit Wah
CHUNG Pui Lam
WONG Wah Sang, Derek

REMUNERATION COMMITTEE

CHUNG Pui Lam
LEE Kit Wah
WONG Wah Sang, Derek
SIU Paul Y.

NOMINATION COMMITTEE

CHUNG Pui Lam
LEE Kit Wah
WONG Wah Sang, Derek
SHEUNG Shing Fai

QUALIFIED ACCOUNTANT

MOK Sim Wa

COMPANY SECRETARY

LEUNG Sau Fong

AUTHORISED REPRESENTATIVES

SIU Paul Y.
SHEUNG Shing Fai

AUDITOR

BDO Limited
25/F Wing On Centre
111 Connaught Road Central
Hong Kong

董事會

執行董事

蕭保羅 (主席)
徐惠美 (副主席)
商承輝
蕭蓮娜

獨立非執行董事

鍾沛林
李傑華
黃華生

審核委員會

李傑華
鍾沛林
黃華生

薪酬委員會

鍾沛林
李傑華
黃華生
蕭保羅

提名委員會

鍾沛林
李傑華
黃華生
商承輝

合資格會計師

莫嬋華

公司秘書

梁秀芳

授權代表

蕭保羅
商承輝

核數師

香港立信德豪會計師事務所有限公司
香港
干諾道中111號
永安中心25樓

公司資料

CORPORATE INFORMATION

REGISTERED OFFICE

Clarendon House
2 Church Street
Hamilton HM11
Bermuda

註冊辦事處

Clarendon House
2 Church Street
Hamilton HM11
Bermuda

PRINCIPAL PLACE OF BUSINESS IN HONG KONG

19th Floor
North Point Industrial Building
499 King's Road
North Point Hong Kong

香港主要營業地點

香港北角
英皇道499號
北角工業大廈19樓

PRINCIPAL SHARE REGISTRAR AND TRANSFER OFFICE

MUFG Fund Services (Bermuda) Limited
Cedar House
41 Cedar Avenue
Hamilton HM 11
Bermuda

主要股份過戶登記處

MUFG Fund Services (Bermuda) Limited
Cedar House
41 Cedar Avenue
Hamilton HM 11
Bermuda

HONG KONG BRANCH SHARE REGISTRAR AND TRANSFER OFFICE

Hong Kong Registrars Limited
Shops 1712–1716, 17th Floor
Hopewell Centre
183 Queen's Road East
Hong Kong

香港股份過戶登記分處

香港證券登記有限公司
香港
皇后大道東183號
合和中心17樓1712–1716室

PRINCIPAL BANKERS

The Hongkong and Shanghai Banking
Corporation Limited
Bank of Communications

主要往來銀行

香港上海滙豐銀行有限公司

交通銀行

WEBSITE

www.datronixhdgs.com.hk

網址

www.datronixhdgs.com.hk

The Group is principally engaged in the design, manufacture and sale of magnetics used in consumer electronics, data processing appliances and other electronics systems for coupling, isolation, filtering, interfacing and timing control applications. All of the Group's magnetics are sold under its own brandname "Datatronics". A majority of the Group's products are customized magnetics tailored-made according to the requirements and specifications of its customers. The Group also offered standard catalogue magnetics to its customers.

The Group focuses on the high-end segment of the magnetics industry. It has a customer base over 300 customers comprising manufacturers of telecommunication and data processing equipment, technology equipment, motor vehicles and medical equipment.

The Group's world-class design and manufacturing capabilities, together with the breadth of its product offerings, provide her with a competitive advantage that enable her to anticipate and deliver highly customized solutions for their customers' product needs. In addition, their global presence enables them to participate in many relevant product and geographic markets and provide her with proximity to their global customer base.

本集團之主要業務為設計、製造及銷售適用於電子消費產品、數據處理器及其他電子系統之磁性元件，以作聯結、隔離、過濾、界面及時間控制等用途。本集團所有磁性元件產品均以其本身品牌「Datatronics」銷售。本集團大部份產品乃按照其客戶之要求及規格定造之專用磁性元件。本集團亦向其客戶提供標準類別之磁性元件。

本集團專注於磁性元件行業之高檔次市場。本集團之客戶數目超過300名，其中包括電訊及數據處理設備、科技設備、汽車及醫療設備之製造商。

本集團之世界級設計及製造實力，配合其提供之不同種類產品，為本集團提供競爭優勢，令本集團能夠預計及提供切合客戶需求之專門解決方案。此外，本集團之全球業務據點能夠令本集團參與發展多項相關產品及地區市場，及更能接近其全球之客戶基礎。

一般資料 GENERAL

THE GROUP'S PRODUCT LINE

The Company designs and manufactures both standard and customized magnetic components in a large variety of products:

- Transformers
- Lan Filter Modules
- Digital Delay Modules
- Inductors/Chokes
- ASDL Transformer
- Planar Magnetics
- Magnetics for Aviation Applications
- Magnetic Components for DC/DC Converters

- Magnetics for Hybrid Network Assemblies

- Magnetics for Power Conversion
- Magnetics for Energy Savings
- Magnetics for Medical Devices/Equipment

- Magnetics for Internet Equipment
- Magnetics for Data Acquisition/Transmitter and Signal Conditioning

本集團產品線

本公司設計及製造用於不同產品之標準及專用磁性元件：

- Transformers
- Lan Filter Modules
- Digital Delay Modules
- Inductors/Chokes
- ASDL Transformer
- Planar Magnetics
- Magnetics for Aviation Applications
- Magnetic Components for DC/DC Converters

- Magnetics for Hybrid Network Assemblies

- Magnetics for Power Conversion
- Magnetics for Energy Savings
- Magnetics for Medical Devices/Equipment

- Magnetics for Internet Equipment
- Magnetics for Data Acquisition/Transmitter and Signal Conditioning

MARKETS SERVED

The Group's products to-day find application in a wide range of state-of-the-art electronic equipment that include the following:

- Telecommunications
- Communications
- Instrumentation
- Industrial Equipment
- Computers & Networking
- Internet Equipment
- Medical Devices/Equipment
- Automotive

The Group's products meet or exceed numerous performance, safety, quality specification and standard that include the following:

- TS16949
- IEC950
- UL/CSA
- ISO9001
- VDE

所服務市場

本集團現有之產品廣泛應用於各種先進電子設備，包括下列各項：

- 電訊
- 通訊
- 儀器
- 工業設備
- 電腦及網絡
- 互聯網設備
- 醫療器材／設備
- 汽車

本集團之產品符合或超越多項表現、安全、質量規格及標準，包括下列各項：

- TS16949
- IEC950
- UL/CSA
- ISO9001
- VDE

一般資料 GENERAL

The directors consider the followings to be the key factors contributing to the Group's success:

- the extensive experience and expertise of the Group's management team in the magnetics industry;
- its well-established business relationship with customers;
- its forefront technology and technical know-how to assist and bridge its customers to new technologies;
- its ability to satisfy customers' needs by offering customized products that meet their reliability, quality and delivery requirements;
- its logistic center located in Southern California, U.S. to support delivery and service to customers;
- the wide range of product it offers;
- "Just-in-time" delivery and "Ship-to-stock" Program certified with numerous key customers;
- its reputation for high quality and high reliability products;
- "One stop solution";
- capacity to grow due to more demands for high reliability products in U.S. and Europe;
- cost competitive;
- the barrier of entrance for competitors is very high; and
- its established relationship with major suppliers which enables the Group to obtain a stable supply of materials for the Group's products.

董事認為，下列各項為本集團賴以成功之主要因素：

- 本集團管理層隊伍於磁性元件行業之豐富經驗及專業知識；
- 本集團與客戶建立之穩固業務關係；
- 本集團之尖端科技及技術可協助及引領其客戶邁進新科技；
- 本集團向客戶提供其對可靠程度、品質及付運需求之專門設計產品之能力；
- 本集團位於美國南加州之物流中心，可向客戶支援付運及提供服務；
- 本集團提供之廣泛系列產品；
- 與許多主要客戶簽訂之「Just-in-time」交付及「Ship-to-stock」計劃；
- 本集團於優質及高可靠度產品之聲譽；
- 「一站式解決方案」；
- 提升生產力之潛力以配合美國及歐洲對高可靠度產品之需求增加；
- 具備成本效益；
- 競爭對手加入之屏障極高；及
- 本集團與主要供應商建立之關係，能夠讓本集團為本集團之產品取得穩定之原料供應。

管理層討論及分析

MANAGEMENT DISCUSSION AND ANALYSIS

BUSINESS REVIEW

Datronix began with a rough year in 2021 as the continuous pandemic has adversely impacted on our business operations. Some of our customers had showed signs of recovery, yet the rate is still slow. The continuous travel restrictions have poised limitation and difficulties to grow and improve our operations. Under the pandemic, labor shortage in China remained a major concern for the group to capture more sales. For the first half of 2021, Datronix reported revenue of HK\$116.9 million, an increase of 8 million or 7% from HK\$108.9 million for the same period of 2020.

Various cost factors such as raw material prices, logistics costs and labour wages continued to rise and has significantly lowered our gross margin. For the first 6 months of 2021, our gross profit was at HK\$31 million, which was adversely affected by the increase of our manufacturing costs along with the appreciation of Renminbi. Our gross margin was 26.5%, declined of 11% from comparable period of 2020. We reported a net loss of HK\$11.2 million, compared to net loss of HK\$6.6 million for the same period of 2020.

The Group maintained a healthy financial position with no debt issuance for the first half of 2021.

MARKET REVIEW

Communication and Networking

Communication segment contributed HK\$38.1 million of sales for the first six months of 2021, an increase of 19% compared to HK\$32.1 million for the comparable period of last year. This segment contributed 33% of the Group's total revenue.

Data Processing

Data processing segment contributed 8% of the Group's revenue. Sales increased 28% for this segment were HK\$8.9 million for the first half of 2021, compare to HK\$6.9 million for the six months ended 2020.

Industrial Application

For the first six months of 2021, industrial application segment sales were HK\$42.2 million, compared to HK\$37.2 million, an increase of 13% compare to the same period of 2020. This segment contributed 36% of the Group's total revenue.

業務回顧

由於持續的大流行病對我們的業務運營產生了不利影響，連達科技在2021年開始了艱難的一年。我們一部份的客戶已經顯示出復甦的跡象，但速度暫時較慢。持續的旅行限制為我們的業務增長和改進帶來了限制和困難。在大流行病之下，中國的勞動力短缺仍然是集團能否獲得更多銷售的關鍵。於2021年上半年，連達科技錄報銷售額為116,900,000港元，比2020年同期的108,900,000港元，增加8,000,000港元，增幅為7%。

原材料價格、物流成本和人工工資等各種成本因素持續上升，顯著降低了我們的毛利率。2021年首6個月，我們的毛利為31,000,000港元，其中因為受到人民幣升值導致我們的製造成本增加。我們的毛利率為26.5%，比2020年同其下跌11%。我們錄報淨虧損為11,200,000港元，2020年同期為6,600,000港元。

本集團維持健康的財務狀況，於2021年上半年並無發行任何銀行債務票據。

市場回顧

通訊及網絡

2021年首6個月，通訊市場分部銷售額達38,100,000港元，較去年同期的32,100,000港元，減少19%。該分部貢獻本集團銷售額的33%。

數據處理

數據處理分部貢獻本集團銷售額的8%。於2021年上半年，該分部銷售額上升28%，錄得銷售額達8,900,000港元，2020年首6個月止為6,900,000港元。

工業應用物品

於2021年首6個月，工業應用品分部銷售額達42,200,000港元，較2020年同期的37,200,000港元，增加13%。該分部貢獻本集團總銷售額的36%。

High Precision and Reliability Segment

This segment demands precise technology, advance technical know-how and good workmanship by the Group. The segment reported HK\$27.7 million for first half of 2021, compared to HK\$32.7 million for the first six months in 2020. This segment contributed 23% of our total sales.

FINANCIAL REVIEW

For the six months period ended 30 June 2021, Group sales reported HK\$116.9 million, a increase of HK\$7.9 million, compared to same period of 2020. Our gross profit was HK\$31 million, compared to HK\$34.8 million for the first half of 2020. Gross margin decreased from 31.9% to 26.5%.

Operating result of first half of 2021 decreased from a loss of HK\$5.1 million to HK\$9.1 million when compared to same period of 2020. The net loss reported HK\$11.2 million, compared to a net loss of HK\$6.6 million for the six months period ended 30 June 2020. Loss per share for the first half of 2021 was HK3.5 cents, compared to loss per share of HK2.1 cents for the first half of 2020.

The Group maintained a healthy financial position with sufficient cash and no debt instrument was issued.

LIQUIDITY, FINANCIAL RESOURCES AND CAPITAL STRUCTURE

As at 30 June 2021, the Group had a total equity of approximately HK\$851.2 million (31 December 2020: HK\$865.6 million), and cash and cash equivalents of approximately HK\$224.6 million (31 December 2020: HK\$256.7 million), which were predominately denominated in US dollars and Renminbi.

For the six months ended 30 June 2021, the Group had not arranged any banking facilities and other resources for financing. With the above cash on hand, the Group has adequate resources to meet its working capital needs in the near future.

Capital expenditure for the period under review amounted to approximately HK\$20.7 million (six months ended 30 June 2020: HK\$66.2 million).

高可靠度產品分部

該分部需要利用本集團之精密技術、先進技術訣竅及尖端工藝。於2021年上半年，該分部的銷售額為27,700,000港元，而2020年同期則為32,700,000港元。該分部貢獻總銷售額的23%。

財務回顧

截至2021年6月30日止6個月內，集團營業額為116,900,000港元，跟2020年同期比較，減少7,900,000港元。毛利錄得31,000,000港元，跟2020年上半年的34,800,000港元比較，毛利率由31.9%下調至26.5%。

2021年上半年的營運業績由2020年同期的5,100,000港元虧損擴大至虧損9,100,000港元。淨虧損錄得11,200,000港元，截至2020年6月30日止6個月內，淨虧損錄報為6,600,000港元。2021年上半年所錄得的每股虧損為3.5港仙，2020年上半年為每股虧損2.1港仙。

本集團之財務狀況穩健並有充裕的資金，以及沒有發行任何債務票據。

流動資金、財務資源及資本結構

於2021年6月30日，本集團之權益總額約為851,200,000港元（2020年12月31日：865,600,000港元），現金及等同現金項目約為224,600,000港元（2020年12月31日：256,700,000港元），主要為美元及人民幣。

截至2021年6月30日止6個月，本集團並無安排任何銀行借貸及其他資源作融資之用。本集團持手上述之現金，已有足夠資源應付其於可見未來之營運資金需要。

於回顧期間內，資本開支約為20,700,000港元（截至2020年6月30日止6個月：66,200,000港元）。

管理層討論及分析 MANAGEMENT DISCUSSION AND ANALYSIS

EMPLOYEES AND REMUNERATION POLICIES

As at 30 June 2021, the Group employed approximately 1,082 personnel around the world, with approximately 95 in Hong Kong, 633 in the People's Republic of China and 354 overseas. The Group has a staff education sponsorship program and also provides training courses to staff on operational system, product and technology development, and product safety.

CAPITAL COMMITMENTS

As at 30 June 2021, the Group has capital commitment contracted but not provided for in the financial statements in respect of property, plant and equipment approximately HK\$26 million (31 December 2020: HK\$33.2 million).

CONTINGENT LIABILITIES

The Group did not have any material contingent liability as at 30 June 2021 (31 December 2020: Nil).

LOOKING FORWARD

We had faced a challenging year in the first half of 2021, and we anticipated the impact is still ahead of us, with the minimum wages in China is expected to increase further in the second half of 2021. Datronix is focusing our priority to managing our costs effectively and by allocating our resources to more profitable and promising segment. On the other hand, we also actively explore business opportunities in Mainland China and other area of the globe, whilst trying to maintaining our trust relationship with our existing customers.

僱員及薪酬制度

於2021年6月30日，本集團於全球各地僱用約1,082人，其中香港約有95人，中華人民共和國有633人，海外有354人。本集團設有員工培訓資助計劃，亦向僱員提供有關營運系統、產品及技術開發，以及產品安全之課程。

資本承擔

於2021年6月30日，本集團就物業、廠房及設備之已訂約但未於財務報表撥備之未償還資本承擔約26,000,000港元（2020年12月31日：33,200,000港元）。

或然負債

於2021年6月30日，本集團無任何重大或然負債（2020年12月31日：零）。

展望將來

2021年上半年是充滿挑戰的一年，預計2021年下半年中國最低工資還會進一步上調。連達科技首要集中有效地管理我們的成本，並將我們的資源分配到利潤更高、前景更好的分部。另一方面，我們亦積極探索中國大陸及全球其他地區的商機，同時努力維持與現有客戶的信任關係。

簡明綜合損益及其他全面收益表

CONDENSED CONSOLIDATED STATEMENT OF PROFIT OR LOSS AND OTHER COMPREHENSIVE INCOME

截至2021年6月30日止6個月

For the six months ended 30 June 2021

		Six months ended 30 June 截至6月30日止6個月		
		Notes 附註	2021 2021年 (Unaudited) (未經審核) HK\$'000 千港元	2020 2020年 (Unaudited) (未經審核) HK\$'000 千港元
Revenue	營業額	3	116,883	108,945
Cost of sales	銷售成本		(85,857)	(74,175)
Gross profit	毛利		31,026	34,770
Other revenue and gain	其他收入	3	3,073	6,107
Distribution and selling expenses	分銷及銷售費用		(8,150)	(9,736)
Administrative expenses	行政費用		(35,032)	(36,180)
Finance costs	財務費用		(15)	(24)
Loss before income tax expense	除稅前虧損	5	(9,098)	(5,063)
Income tax expense	所得稅支出	6	(2,139)	(1,565)
Loss for the period and attributable to owners of the Company	期內溢利及本公司擁有人應佔虧損		(11,237)	(6,628)
Other comprehensive income, net of tax	其他全面收益，扣除稅項			
Item that may be reclassified subsequently to profit or loss:	其後可重新分類至損益的項目：			
Exchange differences on translating foreign operations	海外業務換算所產生之匯兌差額		80	(3,054)
Other comprehensive income for the period and attributable to owners of the Company, net of tax	期內其他全面收益及本公司擁有人應佔其他全面收益，扣除稅項		80	(3,054)
Total comprehensive income for the period and attributable to owners of the Company	期內全面收益總額及本公司擁有人應佔全面收益總額		(11,157)	(9,682)
Loss per share	每股虧損			
– Basic and diluted	– 基本及攤薄	8	HK\$0.035	HK\$0.027

簡明綜合財務狀況表

CONDENSED CONSOLIDATED STATEMENT OF FINANCIAL POSITION

於2021年6月30日
As at 30 June 2021

		Notes 附註	30 June 2021 2021年 6月30日 (Unaudited) (未經審核) HK\$'000 千港元	31 December 2020 2020年 12月31日 (Audited) (經審核) HK\$'000 千港元
NON-CURRENT ASSETS	非流動資產			
Property, plant and equipment	物業、廠房及設備	9	502,392	487,073
Investment property	投資物業		82,000	82,000
Payment for acquisition of a land use right and a property	收購土地使用權及物業之付款		—	1,134
Prepayments for acquisition of property, plant and equipment	購買物業、廠房及設備之付款		298	310
Goodwill	商譽		9,486	9,486
Deferred tax asset	遞延稅項資產		137	137
			594,313	580,140
CURRENT ASSETS	流動資產			
Inventories	存貨		93,407	83,687
Trade receivables	應收賬款	10	23,549	23,584
Amount due from ultimate holding company	應收最終母公司款項		101	101
Amount due from related companies	應收關連公司款項		229	229
Tax prepayment	預付稅款		1,284	1,254
Prepayments, deposits and other receivables	預付賬款、按金及其他應收款項		9,573	14,121
Cash and cash equivalents	現金及等同現金項目		224,556	256,722
			352,699	379,698
CURRENT LIABILITIES	流動負債			
Trade and other payables	應付賬款及其他應付款項	11	31,664	30,108
Amount due to a related company	應付關連公司款項		282	583
Lease liabilities	租賃負債		454	454
Current tax liabilities	即期稅項負債		1,067	501
			33,467	31,646
NET CURRENT ASSETS	流動資產淨值		319,232	348,052
TOTAL ASSETS LESS CURRENT LIABILITIES	資產總值減流動負債		913,545	928,192

簡明綜合財務狀況表

CONDENSED CONSOLIDATED STATEMENT OF FINANCIAL POSITION

於2021年6月30日
As at 30 June 2021

		Notes 附註	30 June 2021 2021年 6月30日 (Unaudited) (未經審核) HK\$'000 千港元	31 December 2020 2020年 12月31日 (Audited) (經審核) HK\$'000 千港元
NON-CURRENT LIABILITIES	非流動負債			
Lease liabilities	租賃負債		180	405
Employee benefits	僱員福利		18,996	18,996
Retention payable	應付保留金		3,274	3,339
Deferred tax liabilities	遞延稅項		39,863	39,863
			62,313	62,603
NET ASSETS	資產淨值		851,232	865,589
EQUITY	權益			
Share capital	股本	12	32,000	32,000
Reserves	儲備		819,232	833,589
TOTAL EQUITY	權益總額		851,232	865,589

簡明綜合權益變動表（未經審核）

CONDENSED CONSOLIDATED STATEMENT OF CHANGES IN EQUITY (UNAUDITED)

截至2021年6月30日止6個月
For the six months ended 30 June 2021

Equity attributable to owners of the Company 本公司擁有人應佔權益

		Share capital	Share premium	Capital reserve	Property revaluation reserve 物業 重估儲備	Exchange reserve 匯兌儲備	Retained earnings 保留溢利	Total 合計
		HK\$'000 千港元	HK\$'000 千港元	HK\$'000 千港元	HK\$'000 千港元	HK\$'000 千港元	HK\$'000 千港元	HK\$'000 千港元
At 1 January 2020	於2020年1月1日	32,000	57,099	(23,724)	230,196	7,047	558,164	860,782
Loss for the period	期內虧損	-	-	-	-	-	(6,628)	(6,628)
Exchange differences on translating foreign operations	海外業務換算所產生之匯兌差額	-	-	-	-	(3,054)	-	(3,054)
Total comprehensive income for the period	本期全面收益總額	-	-	-	-	(3,054)	(6,628)	(9,682)
Dividend paid	已派股息	-	-	-	-	-	(6,400)	(6,400)
At 30 June 2020	於2020年6月30日	32,000	57,099	(23,724)	222,348	2,356	557,979	848,058
At 1 January 2021	於2021年1月1日	32,000	57,099	(23,724)	224,325	21,390	554,499	865,589
Loss for the period	期內虧損	-	-	-	-	-	(11,237)	(11,237)
Exchange differences on translating foreign operations	海外業務換算所產生之匯兌差額	-	-	-	-	80	-	80
Total comprehensive income for the period	本期全面收益總額	-	-	-	-	80	(11,237)	(11,157)
Dividend paid	已派股息	-	-	-	-	-	(3,200)	(3,200)
At 30 June 2021	於2021年6月30日	32,000	57,099	(23,724)	224,325	21,470	540,062	851,232

簡明綜合現金流量表

CONDENSED CONSOLIDATED STATEMENT OF CASH FLOWS

截至2021年6月30日止6個月

For the six months ended 30 June 2021

		Six months ended 30 June 截至6月30日止6個月	
		2021 2021年 (Unaudited) (未經審核) HK\$'000 千港元	2020 2020年 (Unaudited) (未經審核) HK\$'000 千港元
Net cash used in operating activities	經營業務所動用之現金淨額	(8,605)	(26,417)
Net cash used in investing activities	投資活動所動用之現金淨額	(20,177)	(21,259)
Net cash used in financing activities	融資活動所動用之現金淨額	(3,500)	(6,400)
Net decrease in cash and cash equivalents	現金及等同現金項目之 減少淨額	(32,282)	(54,076)
Effect of foreign exchange rate changes	外匯匯率變動之影響	116	(4,601)
Cash and cash equivalents at beginning of the period	期初之現金及等同現金項目	256,722	333,776
Cash and cash equivalents at end of the period	期末之現金及等同現金項目	224,556	275,098

中期財務報表附註

NOTES TO THE INTERIM FINANCIAL STATEMENTS

1. BASIS OF PREPARATION

The unaudited condensed consolidated interim financial statements have been prepared in accordance with the applicable disclosure requirements of the Rules Governing the Listing of Securities on The Stock Exchange of Hong Kong Limited (the "Listing Rules"), Hong Kong Accounting Standard ("HKAS") 34 "Interim financial reporting" and other relevant HKASs, Interpretations and Hong Kong Financial Reporting Standards (hereinafter collectively referred to as the "HKFRSs") issued by the Hong Kong Institute of Certified Public Accountants ("HKICPA").

2. ACCOUNTING POLICIES

The accounting policies and basis of preparation adopted in these condensed consolidated interim financial statements are consistent with those adopted in the Group's annual consolidated financial statements for the year ended 31 December 2020 except as described below.

In the current period, the Group has adopted, for the first time, the new/revised Hong Kong Financial Reporting Standards, which includes all applicable individual Hong Kong Financial Reporting Standards, Hong Kong Accounting Standards and Interpretations issued by HKICPA, that are effective for accounting periods beginning on 1 January 2021 and which are relevant to its operations. The new/revised HKFRSs adopted by the Group in the unaudited condensed consolidated interim financial statements are set out below:

Amendments to HKFRS 9, HKAS 39 and HKFRS 7	Interest Rate Benchmark Reform – Phase 2
---	---

The adoption of the new/revised HKFRSs had no material effect on the reported results and financial position of the Group for the current or prior accounting periods. Accordingly, no prior period adjustment has been required.

1. 編製基準

未經審核簡明綜合中期財務報表乃根據香港聯合交易所有限公司證券上市規則（「上市規則」）之適用披露規定、香港會計師公會（「香港會計師公會」）頒佈之香港會計準則（「會計準則」）第34號「中期財務報告」及其他相關會計準則、詮釋及香港財務報告準則（「香港財務報告準則」）而編製。

2. 會計政策

編製此等簡明綜合中期財務報表所採納之會計政策及編製基準與本集團截至2020年12月31日止年度之全年綜合財務報表中所採納者一致。

於本期間內，本集團已首次採納於2021年1月1日開始之會計期間生效及與其營運相關之新訂／經修訂香港財務報告準則（「香港財務報告準則」），當中包括香港會計師公會已頒佈所有適用之個別香港財務報告準則、香港會計準則及詮釋。本集團未經審核簡明綜合中期財務報表採用之新訂／經修訂香港財務報告準則載列如下：

香港財務報告準則 第9號、香港會計準 則第39號及香港財 務報告準則第7號之 修訂	利率基準改革 –第二階段
---	-----------------

未經採納新訂／經修訂香港財務報告準則將不會對本集團之業績及財務狀況構成重大影響，因此，並無需就任何過往期間之業績及財務狀況作出調整。

3. REVENUE AND OTHER REVENUE

a) Revenue

Revenue represents the net invoiced value of goods sold.

b) Other revenue and gain

3. 營業額及其他收入

a) 營業額

營業額指銷售製造及買賣電子元件貨品之淨額。

b) 其他收入

Six months ended 30 June
截至6月30日止6個月

		2021 2021年 HK\$'000 千港元	2020 2020年 HK\$'000 千港元
Bank interest income	銀行利息收入	482	2,361
Change in expected credit loss on other receivable	其他應收款項之預期 信貸虧損的變動	2,368	–
Income from disposal of scrap materials	銷售報廢物料	127	308
Rental income	租金收入	96	1,488
Employment support scheme	保就業計劃	–	1,950
		3,073	6,107

中期財務報表附註 NOTES TO THE INTERIM FINANCIAL STATEMENTS

4. SEGMENT INFORMATION

The Group determines its operating segments based on the reports reviewed by the chief operating decision-maker that are used to make strategic decisions.

The Group is principally engaged in manufacturing and trading of electronic components in both Hong Kong and overseas markets. The Group's chief operating decision maker regularly reviews the consolidated financial information of the Group as a whole to assess the performance and consider there is only one operating segment for the Group.

Geographical information

The Group comprises the following main geographical segments:

4. 分部資料

本集團以主要營運決策者在評估其表現上所定期審閱的有關集團不同部門的內部報告作為經營分部的基準。

本集團主要在香港及海外市場從事製造及買賣電子元件。本集團主要營運決策者定期審閱其按集團為一體的綜合財務資料，以評估表現及作出資源分配決策，並認為本集團僅有一個經營分部。

地區資料

本集團之主要地區分部資料如下：

		Revenue from external customers	
		Six months ended 30 June	
		對外銷售	
		截至6月30日止6個月	
		2021	2020
		2021年	2020年
		HK\$'000	HK\$'000
		千港元	千港元
Hong Kong (place of domicile)	香港(集團產生收益之存冊地點)	535	139
The PRC	中國	9,837	10,515
The United States	美國	97,934	91,085
European Union	歐洲聯盟	1,972	1,941
Other countries	其他國家	6,605	5,265
		116,348	108,806
		116,883	108,945

5. LOSS BEFORE INCOME TAX EXPENSE

Loss before income tax expense is stated after charging the following:

5. 除稅前虧損

除稅前虧損已扣除下列項目：

		Six months ended 30 June 截至6月30日止6個月	
		2021 2021年 HK\$'000 千港元	2020 2020年 HK\$'000 千港元
Cost of inventories recognized as expenses	確認為開支的存貨成本	85,857	74,175
Depreciation charge of:	折舊開支：		
– owned property, plant and equipment	– 自置物業、廠房及設備	2,010	1,519
– right-of-use assets included within	– 使用權資產，包括於		
– ownership interest in leasehold land and buildings held for own use carried at fair value	– 按公平值列賬持有作有自用之租賃土地及物業之所有權權益	3,585	2,141
– ownership interests in leasehold land held for own use carried at cost	– 按成本列賬持有作有自用之租賃土地之所有權權益	378	381
– other properties leased for own use carried at cost	– 按成本列賬其他自用之租賃物業	224	224
Exchange loss, net	滙兌虧損，淨額	6	997

NOTES TO THE INTERIM FINANCIAL STATEMENTS

6. INCOME TAX EXPENSE

The amount of income tax charged to the condensed consolidated statement profit or loss and other comprehensive income represents:

6. 所得稅支出

在簡明綜合損益及其他全面收益表中所扣除之所得稅指：

		Six months ended 30 June 截至6月30日止6個月	
		2021 2021年 HK\$'000 千港元	2020 2020年 HK\$'000 千港元
Current tax – Hong Kong profits tax – provision for the period	即期稅項 – 香港利得稅 – 本期撥備	998	63
Current tax – Overseas – provision for the period – under provision in respect of prior years	即期稅項 – 海外 – 本期撥備 – 過往年度撥備不足	1,003 138	1,471 31
		2,139	1,565

Hong Kong profits tax was calculated at the rate of 16.5% on the estimated assessable profits arising in or derived from Hong Kong during the period. Overseas taxation was calculated at the rates applicable in the respective jurisdictions.

香港利得稅乃根據期內於香港產生或源自香港之估計應課稅溢利按16.5%之稅率計算。海外稅項乃根據各司法權區之適用稅率計算。

6. INCOME TAX EXPENSE (Continued)

The charge for the period can be reconciled to the loss per the condensed consolidated income statement as follows:

6. 所得稅支出(續)

期內稅項支出簡明綜合收益表之虧損對賬如下：

		Six months ended 30 June 截至6月30日止6個月	
		2021 2021年 HK\$'000 千港元	2020 2020年 HK\$'000 千港元
Loss before taxation	除稅前虧損	(9,098)	(5,063)
Effect of tax at Hong Kong profits tax rate of 16.5%	按香港利得稅率16.5%計算之稅項影響	(1,501)	(832)
Effect of different tax rates of subsidiaries operating in other jurisdictions	附屬公司於其他司法權區經營之不同稅率之影響	(23)	152
Tax effect of revenue not taxable for tax purposes	毋須課稅收入之稅項影響	354	(661)
Tax effect of tax losses not recognised	沒有確認之稅項虧損	1,175	-
Tax effect of unused tax losses	未動用稅項虧損之稅項影響	1,611	2,413
Tax effect of expenses not deductible for tax purposes	不可扣減開支之稅項影響	389	462
Under provision in prior periods	過往年度撥備不足	134	31
		2,139	1,565

中期財務報表附註 NOTES TO THE INTERIM FINANCIAL STATEMENTS

7. INTERIM DIVIDEND

7. 中期股息

Six months ended 30 June
截至6月30日止6個月

	2021	2020
	2021年	2020年
	HK\$'000	HK\$'000
	千港元	千港元
Interim dividend declared, HK\$0.01 宣派中期股息每股普通股0.01港元 (2020: HK\$0.01) per ordinary share (2020年: 0.01港元)	3,200	3,200

At the board meeting held on 19 August 2021, the Board has resolved to declare an interim dividend of HK\$0.01 (2020: HK\$0.01) per share in respect of the six months ended 30 June 2021, to shareholders whose names appear on the register of members of the Company on Friday, 17 September 2021.

於2021年8月19日舉行之董事會會議上，董事會已議決，就截至2021年6月30日止6個月宣派中期股息每股0.01港元（2020年：0.01港元），予於2021年9月17日（星期五）名列本公司股東名冊之股東。

8. LOSS PER SHARE

The calculation of basic loss per share for the six months ended 30 June 2021 was based on the loss attributable to the owners of the Company of approximately HK\$11,237,000 (six months ended 30 June 2020: HK\$6,628,000) and on the weighted average number of 320,000,000 (2020: 320,000,000) shares in issue during the period.

8. 每股虧損

截至2021年6月30日止6個月之每股基本虧損乃根據期內之本公司擁有人應佔虧損約11,237,000港元（截至2020年6月30日止6個月：6,628,000港元）及期內已發行320,000,000股普通股計算（2020年：320,000,000股普通股）。

Diluted loss per share is the same as basic loss per share as there were no potential dilutive ordinary shares outstanding for both periods presented.

由於在兩個匯報期內並無存在任何具有攤薄影響之普通股，故每股攤薄虧損等同於每股基本虧損。

9. PROPERTY, PLANT AND EQUIPMENT

The total cost of additions to property, plant and equipment of the Group during the six months ended 30 June 2021 was HK\$20,659,000 (six months ended 30 June 2020: HK\$66,160,000). There were no material disposals and write-offs of property, plant and equipment during the six months ended 30 June 2021 and 30 June 2020.

9. 物業、廠房及設備

截至2021年6月30日止6個月，本集團物業、廠房及設備增加之總金額為20,659,000港元（截至2020年6月30日止6個月：66,160,000港元）。截至2021年6月30日及2020年6月30日止6個月內，本集團之固定資產並無重大出售及註銷。

10. TRADE RECEIVABLES

Customers are generally offered a credit period ranging from 30 days to 90 days. The Group seeks to maintain strict control over its outstanding receivables.

The aging analysis of trade receivables, based on invoice dates, as at the end of the reporting period is as follows:

		30 June 2021 2021年 6月30日 (Unaudited) (未經審核) HK\$'000 千港元	31 December 2020 2020年 12月31日 (Audited) (經審核) HK\$'000 千港元
Within 30 days	30日內	15,376	16,178
31 to 60 days	31至60日	7,144	5,262
61 to 90 days	61至90日	1,505	2,575
Over 90 days	90日以上	437	482
		24,462	24,497
Less: Loss allowances for impairment	減：減值虧損撥備	(913)	(913)
		23,549	23,584

10. 應收賬款

本集團一般給予客戶之數期介乎30日至90日之間。本集團會密切監控逾期應收賬款。高層管理人員會定期審閱逾期應收賬款。

於結算日，根據發票日期的應收賬款之賬齡分析如下：

11. TRADE AND OTHER PAYABLES

		30 June 2021 2021年 6月30日 (Unaudited) (未經審核) HK\$'000 千港元	31 December 2020 2020年 12月31日 (Audited) (經審核) HK\$'000 千港元
Trade payables	應付賬款	14,796	11,537
Other payables and accruals	其他應付款項及應計費用	11,989	10,226
Fee and retention payables for construction of manufacturing plants	應付生產廠房的費用和保留金	4,879	8,345
		31,664	30,108

11. 應付賬款及其他應付款項

中期財務報表附註 NOTES TO THE INTERIM FINANCIAL STATEMENTS

11. TRADE AND OTHER PAYABLES (Continued)

The aging analysis of trade payables is as follows:

Within 30 days	30日內	
31 to 60 days	31至60日	
61 to 90 days	61至90日	
Over 90 days	90日以上	
		14,796

11. 應付賬款及其他應付款項(續)

應付賬款之賬齡分析如下：

30 June 2021 2021年 6月30日 (Unaudited) (未經審核) HK\$'000 千港元	31 December 2020 2020年 12月31日 (Audited) (經審核) HK\$'000 千港元
7,684	7,320
3,746	3,327
1,670	677
1,696	213
14,796	11,537

12. SHARE CAPITAL

12. 股本

		Number of shares 股份數目	Amount 款額 HK\$'000 千港元
Authorised ordinary shares of HK\$0.1 each At 1 January 2021 and 30 June 2021	每股面值0.1港元之法定普通股 於2021年1月1日 及2021年6月30日	1,000,000,000	100,000
Issued and fully paid ordinary shares of HK\$0.1 each At 1 January 2021 and 30 June 2021	每股面值0.1港元之已發行及 繳足普通股於2021年1月1日 及2021年6月30日	320,000,000	32,000

13. RELATED PARTY TRANSACTIONS

During the six months ended 30 June 2021, the Group's sales to Datatronics Romoland, Inc. ("DRI"), a company in which Mr. Siu Paul Y., a director, has beneficial interest, amounted to HK\$21,712,000 (six months ended 30 June 2020: HK\$18,589,000). The transactions constituted a continuing connected transaction under Chapter 14A of the Listing Rules and were carried out in the ordinary course of business and on normal commercial terms.

14. CAPITAL COMMITMENTS

As at 30 June 2021, the Group has capital commitment contracted but not provided for in the financial statements in respect of property, plant and equipment approximately HK\$26,000,000 (31 December 2020: HK\$32,200,000).

15. CONTINGENT LIABILITIES

The Group did not have any material contingent liability as at 30 June 2021 (31 December 2020: Nil).

13. 關連人士交易

截至2021年6月30日止6個月，本集團對Datatronics Romoland, Inc.之銷售金額為21,712,000港元(截至2020年6月30日止6個月：18,589,000港元)。蕭保羅先生(其為一位董事)實益擁有Datatronics Romoland, Inc.之權益。根據上市規則14A章，有關交易構成持續交易，並按日常業務程序及根據一般商業條款進行。

14. 資本承擔

於2021年6月30日，本集團就物業、廠房及設備之已訂約但未於財務報表撥備之未償還資本承擔約26,000,000港元(2020年12月31日：32,200,000港元)。

15. 或然負債

於2021年6月30日，本集團無任何重大或然負債(2020年12月31日：無)。

DIRECTORS' INTEREST IN SHARES

As at 30 June 2021, the directors had the following interests in the shares of the Company and its associated corporations (within the meaning of Part XV of the Securities and Futures Ordinance (the "SFO")) as recorded in the register kept by the Company pursuant to Section 352 of the SFO:

Long positions**(a) The Company**

Mr. Siu Paul Y.

蕭保羅先生

董事之股份權益

於2021年6月30日，根據本公司遵照證券及期貨條例（「證券及期貨條例」）第352條規定而須存置之登記冊所記錄，董事擁有本公司及其關聯法團（定義見證券及期貨條例第XV部）之股份權益如下：

好倉**(a) 本公司****Ordinary shares of HK\$0.1 each
每股面值0.1港元之普通股**

	Personal interests 個人權益	Family interests 家族權益	Corporate interests 公司權益	Total 合計
Mr. Siu Paul Y.	–	–	231,412,000 (Note 1)	231,412,000
蕭保羅先生			(附註1)	

(b) Associated corporation**(b) 關聯法團****Non-voting deferred shares of HK\$1 each
每股面值1港元之無投票權遞延股份**

	Name of corporation 公司名稱	Personal interests 個人權益	Family interests 家族權益	Corporate interests 公司權益	Total 合計
Mr. Siu Paul Y.	Datatronic Limited	1	–	199,999 (Note 2)	200,000
蕭保羅先生				(附註2)	

Notes:

- These shares are held by Onboard Technology Limited, a company incorporated in the British Virgin Islands, and in which Mr. Siu Paul Y. and Ms. Shui Wai Mei beneficially own 90% and 10% of its issued share capital respectively, representing 72.32% of the issued share capital of the Company.
- These shares are held by Data Express Limited, a company incorporated in the Republic of Liberia, whose entire issued share capital is beneficially owned by Mr. Siu Paul Y..

附註：

- 此等股份由Onboard Technology Limited（於英屬處女群島註冊成立之公司）持有，其已發行股本之90%及10%分別由蕭保羅先生及徐惠美女士實益擁有，並佔本公司已發行股本之72.32%。
- 此等股份由Data Express Limited（於賴比瑞亞共和國註冊成立之公司）持有，其全部已發行股本由蕭保羅先生實益擁有。

Save as disclosed above, no interests and short positions were held or deemed or taken to be held under Part XV of the SFO by any director or chief executives of the Company or their respective associates in the shares and underlying shares of the Company or its associated corporations which were required to be notified to the Company and the Stock Exchange pursuant to Part XV of the SFO or pursuant to the Model Code of Securities Transactions by Directors of Listed Companies or which are required pursuant to Section 352 of the SFO to be entered in the register referred to therein. Nor any of the directors and chief executives (including their spouses and children under the age of 18), had, as at 30 June 2021, any interest in, or had been granted any right to subscribe for the securities and options of the Company and its associated corporations within the meaning of the SFO, or had exercised any such rights.

SUBSTANTIAL SHAREHOLDERS

As at 30 June 2021, the Company has not been notified by any persons (other than the directors or chief executives of the Company) who had interests or short positions in the shares or underlying shares of the Company which were recorded in the register required to be kept by the Company under Section 336 of the SFO.

INTERIM DIVIDEND

At the board meeting held on 19 August 2021, the Board has resolved to declare an interim dividend of HK\$0.01 (2020: HK\$0.01) per share, totaling HK\$3,200,000 (2020: HK\$3,200,000) in respect of the six months ended 30 June 2021 to shareholders whose names appear on the register of members of the Company on Friday, 17 September 2021.

PURCHASE, SALE OR REDEMPTION OF THE COMPANY'S LISTED SECURITIES

Neither the Company nor any of its subsidiaries purchased, sold or redeemed any of the listed securities of the Company during the six months ended 30 June 2021.

除上述披露外，本公司任何董事或主要行政人員或彼等各自之聯繫人士，並無依據證券及期貨條例第XV部擁有或被視為或當作持有須依據證券及期貨條例第XV部而通知本公司及聯交所之本公司或其關聯法團之股份、相關股份及債券之權益及淡倉；或依據上市公司董事進行證券交易之標準守則知會本公司及聯交所之權益及淡倉；或須依據證券及期貨條例第352條記錄於該條所述之登記冊內之權益及淡倉。於2021年6月30日，董事及主要行政人員（包括彼等之配偶及十八歲以下之子女）並無擁有本公司及其關聯法團（定義見證券及期貨條例）之證券及購股權之任何權益，亦從未獲授或行使可認購該證券及購股權之權利。

主要股東

於2021年6月30日，本公司並無接獲通知，有任何人士（本公司董事或主要行政人員除外）擁有須記錄於本公司根據證券及期貨條例第336條而存置之登記冊內之本公司股份或相關股份之權益或淡倉。

中期股息

於2021年8月19日舉行之董事會會議上，董事會已議決，就截至2021年6月30日止6個月宣派中期股息每股0.01港元（2020年：0.01港元），予於2021年9月17日（星期五）名列本公司股東名冊之股東。

購買、出售或贖回本公司之上市證券

本公司或其任何附屬公司於截至2021年6月30日止6個月並無購買、出售或贖回本公司之任何上市證券。

SHARE OPTION SCHEME

The Company adopted a share option scheme on 6 June 2001 which remained in force for period of 10 years from the date of adoption. The share option scheme expired on 6 June 2011.

AUDIT COMMITTEE

The audit committee has reviewed the unaudited interim results and discussed with the Board the financial reporting process and internal control system of the Group.

CORPORATE GOVERNANCE

The Company has complied with the Code on Corporate Governance Practices as set out in Appendix 14 to the Listing Rules throughout the accounting period covered by the interim report, except for the following deviations:

Code Provision A.2.1

Under the provision A.2.1, the roles of chairman and chief executive officer should be separate and should not be performed by the same individual.

The roles of chairman and chief executive officer of the Company have been performed by Mr. Siu Paul Y.. The Board considered that the non-segregation has the advantage of a strong and consistent leadership which is conducive to making and implementing decisions quickly and consistently.

Code Provision A.4.1

The non-executive directors were not appointed for specific terms but are subject to retirement by rotation and re-election at the annual general meetings of the Company in accordance with the Bye-laws of the Company.

Code Provision A.4.2

Under the provision A.4.2, all directors appointed to fill a casual vacancy should be subject to election by shareholders at the first general meeting after their appointment and every director, including those appointed for a specific term, should be subject to retirement by rotation at least once every three years.

In accordance with the Bye-laws of the Company, the chairman of the Company will not be subject to retirement by rotation or be taken into account in determining the number of directors to retire in each year.

認購股權計劃

本公司於2001年6月6日採納一項認購股權計劃，採納當日起10年內維持有效，認購股權計劃已於2011年6月6日到期。

審核委員會

審核委員會已審閱未經審核中期業績及與董事會討論本集團之財務申報程序及內部控制系統。

公司管治

除下列偏離事項外，本公司於中期報告涵蓋之會計期間內一直均有遵守上市規則附錄十四所載之企業管治常規守則：

守則條文A.2.1

根據守則條文A.2.1，主席及行政總裁之角色應分開及不應由同一人兼任。

本公司之主席及行政總裁職位已由蕭保羅先生擔任。董事會認為有關職位不作區分可帶來穩固及貫徹領導之優勢，並有利於迅速及貫徹作出及落實決定。

守則條文A.4.1

非執行董事並無固定任期，惟須根據本公司之公司細則於本公司之股東週年大會上輪值退任及膺選連任。

守則條文A.4.2

根據守則條文A.4.2，所有因填補臨時空缺而獲委任之董事，應在委任後之首次股東大會上接受股東選舉，而每名董事（包括有指定任期之董事）應至少每三年輪值退任一次。

根據本公司之公司細則，本公司之主席則毋須輪值告退或計入每年須退任之董事數目內。

**MODEL CODE FOR SECURITIES
TRANSACTIONS BY DIRECTORS**

The Company has adopted the Model Code for Securities Transactions by Directors of Listed Issuers (the “Model Code”) as set out in Appendix 10 to the Listing Rules. All directors have confirmed, following specific enquiry of all directors, that they have fully complied with the required standard set out in the Model Code throughout the period under review.

By order of the Board
SIU Paul Y.
Chairman

Hong Kong, 19 August 2021

董事進行證券交易之標準守則

本公司已採納上市規則附錄十所載之上市發行人董事進行證券交易之標準守則（「標準守則」）。本公司在向全體董事進行具體查詢後，獲所有董事確認，彼等於回顧期間內均一直全面遵守標準守則所規定之標準。

承董事會命
主席
蕭保羅

香港，2021年8月19日



DATRONIX HOLDINGS LIMITED
連達科技控股有限公司*