

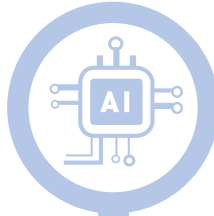



INTERIM REPORT 2021/2022

COMPUTIME GROUP LIMITED
金寶通集團有限公司*



(Incorporated in the Cayman Islands with limited liability)
(Stock Code: 320)

*For identification purposes only



CONTENTS

	Page
Corporate Information	2
Condensed Consolidated Statement of Profit or Loss	3
Condensed Consolidated Statement of Comprehensive Income	4
Condensed Consolidated Statement of Financial Position	5
Condensed Consolidated Statement of Changes in Equity	7
Condensed Consolidated Statement of Cash Flows	8
Notes to Interim Condensed Consolidated Financial Statements	9
Management Discussion and Analysis	22
Other Information	26



CORPORATE INFORMATION

EXECUTIVE DIRECTORS

Mr. AUYANG Ho (*Chairman*)
Mr. AUYANG Pak Hong Bernard
(*Chief Executive Officer*)
Mr. WONG Wah Shun

NON-EXECUTIVE DIRECTORS

Mr. KAM Chi Chiu, Anthony
Mr. WONG Chun Kong

INDEPENDENT NON-EXECUTIVE DIRECTORS

Mr. LUK Koon Hoo
Mr. Patrick Thomas SIEWERT
Mr. HO Pak Chuen Patrick
Mr. Roy KUAN

AUTHORISED REPRESENTATIVES UNDER THE LISTING RULES

Mr. AUYANG Ho
Mr. AUYANG Pak Hong Bernard

EXECUTIVE COMMITTEE

Mr. AUYANG Ho (*Chairman*)
Mr. AUYANG Pak Hong Bernard
Mr. WONG Wah Shun

AUDIT COMMITTEE

Mr. LUK Koon Hoo (*Chairman*)
Mr. Patrick Thomas SIEWERT
Mr. HO Pak Chuen Patrick
Mr. KAM Chi Chiu, Anthony
Mr. Roy KUAN

REMUNERATION COMMITTEE

Mr. Patrick Thomas SIEWERT (*Chairman*)
Mr. AUYANG Ho
Mr. LUK Koon Hoo
Mr. HO Pak Chuen Patrick
Mr. Roy KUAN

NOMINATION COMMITTEE

Mr. AUYANG Ho (*Chairman*)
Mr. AUYANG Pak Hong Bernard
Mr. LUK Koon Hoo
Mr. Patrick Thomas SIEWERT
Mr. HO Pak Chuen Patrick
Mr. Roy KUAN

COMPANY SECRETARY

Mr. WONG Samuel Wan Kay

INVESTOR RELATIONS

6/F, Building 20E, Phase 3,
Hong Kong Science Park,
20 Science Park East Avenue,
Shatin, New Territories,
Hong Kong
Email: ir@computime.com

REGISTERED OFFICE

Cricket Square,
Hutchins Drive,
P.O. Box 2681,
Grand Cayman KY1-1111,
Cayman Islands

HEAD OFFICE AND PRINCIPAL PLACE OF BUSINESS

6/F, Building 20E, Phase 3,
Hong Kong Science Park,
20 Science Park East Avenue,
Shatin, New Territories,
Hong Kong
Tel: (852) 2260 0300
Fax: (852) 2790 3996

WEBSITE

www.computime.com

PRINCIPAL SHARE REGISTRAR AND TRANSFER OFFICE

Suntera (Cayman) Limited
Suite 3204, Unit 2A,
Block 3, Building D,
P.O. Box 1586, Gardenia Court,
Camana Bay, Grand Cayman,
KY1-1100, Cayman Islands

HONG KONG BRANCH SHARE REGISTRAR AND TRANSFER OFFICE

Computershare Hong Kong Investor
Services Limited
Shops 1712-1716, 17th Floor,
Hopewell Centre,
183 Queen's Road East,
Wanchai, Hong Kong

AUDITOR

Ernst & Young
Certified Public Accountants
Registered Public Interest Entity Auditor

LEGAL ADVISORS

Slaughter and May
Burke, Warren, Mackay & Serritella, P.C.

PRINCIPAL BANKERS

The Hongkong and Shanghai Banking
Corporation Limited
Hang Seng Bank Limited
Citibank (Hong Kong) Limited
United Overseas Bank Limited, Hong Kong
Branch
DBS Bank (Hong Kong) Limited

STOCK CODE

320

CONDENSED CONSOLIDATED STATEMENT OF PROFIT OR LOSS

Six months ended 30 September 2021

The board of directors (the "Board") of Computime Group Limited (the "Company" or "Computime") is pleased to announce the unaudited interim condensed consolidated results of the Company and its subsidiaries (collectively the "Group") for the six months ended 30 September 2021 ("1H FY21/22", or the "Period"), together with the comparative figures for the six months ended 30 September 2020 ("1H FY20/21").

		For the six months ended 30 September	
	<i>Notes</i>	2021 (Unaudited) HK\$'000	2020 (Unaudited) HK\$'000
REVENUE	3, 4	1,836,206	1,501,915
Cost of sales		(1,580,448)	(1,329,681)
Gross profit		255,758	172,234
Other income		5,315	9,522
Selling and distribution expenses		(55,036)	(40,907)
Administrative expenses		(157,929)	(134,819)
Other operating income/(expense), net		(2,602)	5,679
Finance costs	5	(5,742)	(7,569)
Share of profit of associates		1,800	1,555
PROFIT BEFORE TAX	6	41,564	5,695
Income tax expense	7	(7,408)	(3,589)
PROFIT FOR THE PERIOD		34,156	2,106
ATTRIBUTABLE TO:			
Owners of the Company		34,156	2,106
		34,156	2,106
EARNINGS PER SHARE ATTRIBUTABLE TO OWNERS OF THE COMPANY			
Basic	9	4.06 HK cents	0.25 HK cents
Diluted		4.05 HK cents	0.25 HK cents

CONDENSED CONSOLIDATED STATEMENT OF COMPREHENSIVE INCOME

Six months ended 30 September 2021

	For the six months ended 30 September	
	2021 (Unaudited) HK\$'000	2020 (Unaudited) HK\$'000
PROFIT FOR THE PERIOD	34,156	2,106
OTHER COMPREHENSIVE EXPENSE		
Other comprehensive expense to be reclassified to profit or loss in subsequent periods:		
Exchange differences on translation of foreign operations	(11,536)	(30,603)
OTHER COMPREHENSIVE EXPENSE FOR THE PERIOD, NET OF TAX	(11,536)	(30,603)
TOTAL COMPREHENSIVE INCOME/(EXPENSE) FOR THE PERIOD	22,620	(28,497)
ATTRIBUTABLE TO:		
Owners of the Company	22,620	(28,497)
	22,620	(28,497)

CONDENSED CONSOLIDATED STATEMENT OF FINANCIAL POSITION

30 September 2021

<i>Notes</i>	30 September 2021 (Unaudited) HK\$'000	31 March 2021 (Audited) HK\$'000
NON-CURRENT ASSETS		
	334,855	318,755
Property, plant and equipment		
Right-of-use assets	94,435	89,642
Goodwill	36,420	36,420
Club debenture	705	705
Intangible assets	193,625	177,859
Interest in an associate	11,065	9,265
Financial asset at fair value through other comprehensive income	–	–
Financial assets at fair value through profit or loss	12,361	8,386
Prepayments and deposits	30,279	20,095
Deferred tax assets	14,225	14,087
	727,970	675,214
Total non-current assets		
CURRENT ASSETS		
	1,075,406	739,223
Inventories		
Trade receivables	485,761	404,382
Prepayments, deposits and other receivables	94,702	77,598
Cash and bank balances	405,772	591,203
	2,061,641	1,812,406
Total current assets		
CURRENT LIABILITIES		
	1,003,797	771,143
Trade and bills payables		
Other payables and accrued liabilities	142,857	116,444
Contract liabilities	13,426	7,254
Derivative financial instruments	444	562
Interest-bearing bank borrowings	90,237	83,454
Lease liabilities	44,004	36,756
Tax payable	5,333	5,144
Dividend payable	49,965	–
	1,350,063	1,020,757
Total current liabilities		
NET CURRENT ASSETS		
	711,578	791,649
TOTAL ASSETS LESS CURRENT LIABILITIES (to be continued)		
	1,439,548	1,466,863

CONDENSED CONSOLIDATED STATEMENT OF FINANCIAL POSITION (continued)

30 September 2021

	30 September 2021 (Unaudited) HK\$'000	31 March 2021 (Audited) HK\$'000
TOTAL ASSETS LESS CURRENT LIABILITIES (continued)	1,439,548	1,466,863
NON-CURRENT LIABILITIES		
Lease liabilities	38,650	39,801
Deferred tax liabilities	28,643	28,643
Total non-current liabilities	67,293	68,444
Net assets	1,372,255	1,398,419
EQUITY		
Equity attributable to owners of the Company		
Issued capital	84,254	83,974
Reserves	1,287,992	1,314,436
	1,372,246	1,398,410
Non-controlling interests	9	9
Total equity	1,372,255	1,398,419

CONDENSED CONSOLIDATED STATEMENT OF CHANGES IN EQUITY

Six months ended 30 September 2021

	Attributable to owners of the Company						Non-controlling interests	Total equity
	Issued capital	Share premium	Contributed surplus	Share option reserve	Exchange fluctuation reserve	Retained profits		
	HK\$'000	HK\$'000	HK\$'000	HK\$'000	HK\$'000	HK\$'000	HK\$'000	HK\$'000
For the six months ended 30 September 2021 (unaudited)								
At 1 April 2021 (audited)	83,974	394,934	1,879	9,524	79,670	828,429	1,398,410	9
Profit for the period	-	-	-	-	-	34,156	34,156	-
Other comprehensive expense for the period:								
Exchange differences on translation of foreign operations	-	-	-	-	(11,536)	-	(11,536)	-
Total comprehensive income/(expense) for the period	-	-	-	-	(11,536)	34,156	22,620	-
Issue of shares upon exercise of share options	280	1,208	-	(438)	-	-	1,050	-
Equity-settled share option arrangements	-	-	-	131	-	-	131	-
Transfer of share option reserve upon the forfeiture or lapse of share options	-	-	-	(2,899)	-	2,899	-	-
Final 2021 dividend declared	-	-	-	-	-	(49,965)	(49,965)	-
At 30 September 2021 (unaudited)	84,254	396,142	1,879	6,318	68,134	815,519	1,372,246	9
For the six months ended 30 September 2020 (unaudited)								
At 1 April 2020 (audited)	83,974	394,934	1,879	13,858	10,401	753,868	1,258,914	9
Profit for the period	-	-	-	-	-	2,106	2,106	-
Other comprehensive expense for the period:								
Exchange differences on translation of foreign operations	-	-	-	-	(30,603)	-	(30,603)	-
Release of exchange reserve upon disposal of a subsidiary	-	-	-	-	636	(636)	-	-
Total comprehensive income/(expense) for the period	-	-	-	-	(29,967)	1,470	(28,497)	-
Equity-settled share option arrangements	-	-	-	1,460	-	-	1,460	-
Transfer of share option reserve upon the forfeiture or lapse of share options	-	-	-	(4,171)	-	4,171	-	-
Final 2020 dividend declared	-	-	-	-	-	(11,001)	(11,001)	-
At 30 September 2020 (unaudited)	83,974	394,934	1,879	11,147	(19,566)	748,508	1,220,876	9

CONDENSED CONSOLIDATED STATEMENT OF CASH FLOWS

Six months ended 30 September 2021

	For the six months ended 30 September	
	2021 (Unaudited) HK\$'000	2020 (Unaudited) HK\$'000
NET CASH FLOWS FROM/(USED IN) OPERATING ACTIVITIES	(118,709)	111,940
NET CASH FLOWS USED IN INVESTING ACTIVITIES	(78,656)	(107,351)
NET CASH FLOWS USED IN FINANCING ACTIVITIES	(17,071)	(48,078)
NET DECREASE IN CASH AND CASH EQUIVALENTS	(214,436)	(43,489)
Cash and cash equivalents at beginning of period	582,064	432,031
Effect of foreign exchange rate changes, net	1,371	11,016
CASH AND CASH EQUIVALENTS AT END OF PERIOD	368,999	399,558
ANALYSIS OF BALANCES OF CASH AND CASH EQUIVALENTS		
Cash and bank balances	308,586	391,598
Time deposits with original maturity of three months or less when acquired	60,413	7,960
	368,999	399,558

NOTES TO INTERIM CONDENSED CONSOLIDATED FINANCIAL STATEMENTS

30 September 2021

1. CORPORATE INFORMATION

The Company was incorporated as an exempted company with limited liability in the Cayman Islands on 23 June 2006 under the Companies Law, Chapter 22 (Law 3 of 1961, as consolidated and revised) of the Cayman Islands.

The registered address of the Company is Cricket Square, Hutchins Drive, P.O. Box 2681, Grand Cayman KY1-1111, Cayman Islands and the principal place of business is located at 6/F, Building 20E, Phase 3, Hong Kong Science Park, 20 Science Park East Avenue, Shatin, New Territories, Hong Kong.

The Group is principally engaged in the research and development, design, manufacture and trading of electronic control products.

2.1 BASIS OF PREPARATION

The unaudited interim condensed consolidated financial statements of the Group for the six months ended 30 September 2021 have been prepared in accordance with Hong Kong Accounting Standard (“HKAS”) 34 “Interim Financial Reporting” issued by the Hong Kong Institute of Certified Public Accountants (“HKICPA”) and the applicable disclosure requirements of Appendix 16 to the Rules Governing the Listing of Securities on The Stock Exchange of Hong Kong Limited (the “Stock Exchange”) (the “Listing Rules”).

Save for the adoption of the new and revised Hong Kong Financial Reporting Standards (“HKFRSs”), which include HKASs, during the Period as set out in note 2.2 below, the accounting policies and basis of preparation adopted in the preparation of the interim financial statements are consistent with those used in the Group’s annual financial statements for the year ended 31 March 2021.

2.2 CHANGES IN ACCOUNTING POLICIES AND DISCLOSURES

The accounting policies adopted in the preparation of the interim condensed consolidated financial information are consistent with those applied in the preparation of the Group’s annual consolidated financial statements for the year ended 31 March 2021, except for the adoption of the following revised HKFRSs for the first time for the current period’s financial information.

Amendments to HKFRS 9, HKAS 39, HKFRS 7, HKFRS 4 and HKFRS 16	<i>Interest Rate Benchmark Reform – Phase 2</i>
Amendment to HKFRS 16	<i>Covid-19-Related Rent Concessions</i>

30 September 2021

2.2 CHANGES IN ACCOUNTING POLICIES AND DISCLOSURES *(continued)*

The nature and impact of the revised HKFRSs are described below:

- (a) Amendments to HKFRS 9, HKAS 39, HKFRS 7, HKFRS 4 and HKFRS 16 address issues not dealt with in the previous amendments which affect financial reporting when an existing interest rate benchmark is replaced with an alternative risk-free rate ("RFR"). The phase 2 amendments provide a practical expedient to allow the effective interest rate to be updated without adjusting the carrying amount of financial assets and liabilities when accounting for changes in the basis for determining the contractual cash flows of financial assets and liabilities, if the change is a direct consequence of the interest rate benchmark reform and the new basis for determining the contractual cash flows is economically equivalent to the previous basis immediately preceding the change. In addition, the amendments permit changes required by the interest rate benchmark reform to be made to hedge designations and hedge documentation without the hedging relationship being discontinued. Any gains or losses that could arise on transition are dealt with through the normal requirements of HKFRS 9 to measure and recognise hedge ineffectiveness. The amendments also provide a temporary relief to entities from having to meet the separately identifiable requirement when an RFR is designated as a risk component. The relief allows an entity, upon designation of the hedge, to assume that the separately identifiable requirement is met, provided the entity reasonably expects the RFR risk component to become separately identifiable within the next 24 months. Furthermore, the amendments require an entity to disclose additional information to enable users of financial statements to understand the effect of interest rate benchmark reform on an entity's financial instruments and risk management strategy.

The Group had certain interest-bearing bank borrowings denominated in foreign currencies based on the London Interbank Offered Rate ("LIBOR") as at 30 September 2021. Since the interest rates of these borrowings were not replaced by RFRs during the period, the amendment did not have any impact on the financial position and performance of the Group. If the interest rates of these borrowings are replaced by RFRs in a future period, the Group will apply this practical expedient upon the modification of these borrowings provided that the "economically equivalent" criterion is met.

- (b) Amendment to HKFRS 16 provides a practical expedient for lessees to elect not to apply lease modification accounting for rent concessions arising as a direct consequence of the covid-19 pandemic. The practical expedient applies only to rent concessions occurring as a direct consequence of the pandemic and only if (i) the change in lease payments results in revised consideration for the lease that is substantially the same as, or less than, the consideration for the lease immediately preceding the change; (ii) any reduction in lease payments affects only payments originally due on or before 30 June 2021; and (iii) there is no substantive change to other terms and conditions of the lease. The amendment is effective for annual periods beginning on or after 1 June 2020 with earlier application permitted and shall be applied retrospectively. The amendment did not have any significant impact on the Group's financial statements.

NOTES TO INTERIM CONDENSED CONSOLIDATED FINANCIAL STATEMENTS (continued)

30 September 2021

3. REVENUE

Revenue represents the net invoiced value of goods sold, after allowances for returns and trade discounts. It is recognised at the point in time when control of the asset is transferred to the customer, generally on delivery of the electronic control products.

4. OPERATING SEGMENT INFORMATION

For management purposes, the Group is organised into business units based on their products and services. Management monitors the results of its operating segments separately for the purpose of making decisions about resources allocation and performance assessment. Segment performance is evaluated based on reportable segment profit, which is a measure of adjusted profit before tax.

	Smart Solutions		Contract Manufacturing Services		Total	
	For the six months ended		For the six months ended		For the six months ended	
	30 September		30 September		30 September	
	2021 (Unaudited) HK\$'000	2020 (Unaudited) HK\$'000	2021 (Unaudited) HK\$'000	2020 (Unaudited) HK\$'000	2021 (Unaudited) HK\$'000	2020 (Unaudited) HK\$'000
Segment revenue:						
Sales to external customers	561,050	483,512	1,275,156	1,018,403	1,836,206	1,501,915
Segment results	34,781	9,980	67,487	41,473	102,268	51,453
Bank interest income					1,170	223
Other income (excluding bank interest income)					4,145	9,299
Corporate and other unallocated expenses					(62,077)	(49,266)
Finance costs					(5,742)	(7,569)
Share of profit of associates	1,800	1,555	-	-	1,800	1,555
Profit before tax					41,564	5,695
Income tax expense					(7,408)	(3,589)
Profit for the period					34,156	2,106

NOTES TO INTERIM CONDENSED CONSOLIDATED FINANCIAL STATEMENTS (continued)

30 September 2021

4. OPERATING SEGMENT INFORMATION (continued)

	Smart Solutions		Contract Manufacturing Services		Total	
	30 September 2021 (Unaudited) HK\$'000	31 March 2021 (Audited) HK\$'000	30 September 2021 (Unaudited) HK\$'000	31 March 2021 (Audited) HK\$'000	30 September 2021 (Unaudited) HK\$'000	31 March 2021 (Audited) HK\$'000
Segment assets	765,777	625,936	996,285	702,532	1,762,062	1,328,468
Interest in an associate	11,065	9,265	-	-	11,065	9,265
Corporate and other unallocated assets					1,016,484	1,149,887
Total assets					2,789,611	2,487,620

5. FINANCE COSTS

	For the six months ended 30 September	
	2021 (Unaudited) HK\$'000	2020 (Unaudited) HK\$'000
Interest on bank loans	4,283	5,856
Interest on lease liabilities	1,459	1,713
	5,742	7,569

NOTES TO INTERIM CONDENSED CONSOLIDATED FINANCIAL STATEMENTS (continued)

30 September 2021

6. PROFIT BEFORE TAX

Profit before tax is arrived at after charging/(crediting):

	For the six months ended 30 September	
	2021 (Unaudited) HK\$'000	2020 (Unaudited) HK\$'000
Cost of inventories sold	1,574,829	1,326,981
Depreciation of property, plant and equipment	31,100	28,488
Depreciation of right-of-use assets	21,400	19,540
Amortisation of deferred expenditure [#]	19,351	23,751
Write-down of inventories to net realisable value ^{##}	5,619	2,700
Interest income	(1,170)	(223)
Foreign exchange differences, net ^{###}	4,595	(4,854)
Impairment/(reversal of impairment) of trade receivables ^{###}	51	(711)
Write-off of deferred expenditure [#]	-	2,089
Loss on disposal of a subsidiary	-	32

[#] The amortisation of deferred expenditure and write-off of deferred expenditure for the Period are included in "Administrative expenses" on the face of the condensed consolidated statement of profit or loss.

^{##} Write-down of inventories to net realisable value is included in "Cost of sales" on the face of the condensed consolidated statement of profit or loss.

^{###} Foreign exchange differences, net and impairment/(reversal of impairment) of trade receivables are included in "Other operating income/expense, net" on the face of the condensed consolidated statement of profit or loss.

7. INCOME TAX EXPENSE

Hong Kong profits tax has been provided at the rate of 16.5% (2020: 16.5%) on the estimated assessable profits arising in Hong Kong during the Period. Taxes on profits assessable elsewhere have been calculated at the rates of tax prevailing in the jurisdictions in which the Group entities operate.

	For the six months ended 30 September	
	2021 (Unaudited) HK\$'000	2020 (Unaudited) HK\$'000
Current – Hong Kong	2,326	2,657
Current – Mainland China and other countries	5,082	932
Total tax charge for the period	7,408	3,589

The share of tax attributable to associate amounting to HK\$6,000 (1H FY20/21: HK\$14,000) is included in "Share of profit of associates" in the condensed consolidated statement of profit or loss.

NOTES TO INTERIM CONDENSED CONSOLIDATED FINANCIAL STATEMENTS (continued)

30 September 2021

8. DIVIDENDS

No payment of interim dividend for the six months ended 30 September 2021 is recommended (1H FY20/21: Nil).

9. EARNINGS PER SHARE ATTRIBUTABLE TO OWNERS OF THE COMPANY

The calculation of basic earnings per share is based on the profit for the Period attributable to owners of the Company of HK\$34,156,000 (six months ended 30 September 2020: HK\$2,106,000) and the weighted average number of ordinary shares of 840,627,000 (six months ended 30 September 2020: 839,740,000) in issue during the Period.

For the six months ended 30 September 2021, the calculation of diluted earnings per share is based on the profit for the period attributable to owners of the Company of HK\$34,156,000. The weighted average number of ordinary shares used in the calculation of 843,271,000 is the number of ordinary shares in issue during the period, as used in the basic earnings per share calculation, and the weighted average number of ordinary shares assumed to have been issued at nil consideration on the deemed exercise of all dilutive potential ordinary shares into ordinary shares.

No adjustment has been made to the basic earnings per share amount presented for the six months ended 30 September 2020 in respect of a dilution as the impact of the share options vested had an anti-dilutive effect on the basic earnings per share amount presented.

A reconciliation between the weighted average number of shares used in calculating the basic and diluted earnings per share is as follows:

	For the six months ended 30 September 2021 (Unaudited)
Weighted average number of ordinary shares used in calculating the basic earnings per share	840,627,000
Weighted average number of ordinary shares assumed to have been issued at nil consideration on deemed exercise of all dilutive options in issue during the period	<u>2,644,000</u>
Weighted average number of ordinary shares used in calculating the diluted earnings per share	<u>843,271,000</u>

10. MAJOR ADDITIONS OF PROPERTY, PLANT AND EQUIPMENT

During the Period, the Group purchased property, plant and equipment amounting to approximately HK\$45,649,000 (six months ended 30 September 2020: HK\$80,868,000).

30 September 2021

11. TRADE RECEIVABLES

The Group's trading terms with its customers are mainly on credit. The credit period granted to customers generally ranges from one to five months (31 March 2021: one to five months). The Group maintains strict credit control over its customers and outstanding receivables to minimise credit risk. Overdue balances are reviewed regularly by senior management. At the end of the reporting period, 26.3% (31 March 2021: 10.8%) and 42.4% (31 March 2021: 38.1%) of the total trade receivables were due from the Group's largest customer and the five largest customers respectively. The Group does not hold any collateral or other credit enhancements over its trade receivable balances. Trade receivables are non-interest-bearing.

An ageing analysis of the trade receivables as at the end of the reporting period, based on the invoice date and net of loss allowance, is as follows:

	30 September 2021 (Unaudited) HK\$'000	31 March 2021 (Audited) HK\$'000
Within 1 month	296,757	214,264
1 to 2 months	106,904	96,673
2 to 3 months	55,766	56,514
Over 3 months	26,334	36,931
	485,761	404,382

An ageing analysis of the trade receivables as at the end of the reporting period, based on the payment due date and net of loss allowance, is as follows:

	30 September 2021 (Unaudited) HK\$'000	31 March 2021 (Audited) HK\$'000
Current and due within 1 month	472,992	393,053
1 to 2 months	7,305	3,396
2 to 3 months	1,969	2,985
Over 3 months	3,495	4,948
	485,761	404,382

NOTES TO INTERIM CONDENSED CONSOLIDATED FINANCIAL STATEMENTS (continued)

30 September 2021

11. TRADE RECEIVABLES *(continued)*

Included in trade receivables is an amount due from an associate with gross amount of HK\$10,711,000 (31 March 2021: HK\$13,565,000) which is repayable on credit terms similar to those offered to the major customers of the Group. Impairment of HK\$10,000 (31 March 2021: HK\$12,000) was recognised for amount due from an associate.

As part of its normal business, the Group entered into trade receivable factoring arrangements (the "Arrangement") pursuant to which the Group assigned the rights to certain trade receivables to certain banks. The Group is not exposed to default risks of the trade debtors after the assignment. The Group did not retain any rights on the use of the trade receivables, including the sale, transfer or pledge of the trade receivables to any other third parties. Trade receivables as if without assignment of the Arrangement as at 30 September 2021 amounted to HK\$1,268,410,000 (as at 31 March 2021: HK\$1,379,701,000).

12. CASH AND BANK BALANCES

	30 September 2021 (Unaudited) HK\$'000	31 March 2021 (Audited) HK\$'000
Cash and bank balances	308,586	570,196
Time deposits	60,413	11,868
Restricted bank deposits	36,773	9,139
	405,772	591,203

As at 30 September 2021, restricted bank deposits mainly included deposits for issuance of bank acceptance notes with a bank (31 March 2021: deposits for issuance of bank acceptance notes with a bank).

13. TRADE AND BILLS PAYABLES

An ageing analysis of trade and bills payables as at the end of the reporting period, based on the invoice date, is as follows:

	30 September 2021 (Unaudited) HK\$'000	31 March 2021 (Audited) HK\$'000
Within 1 month	284,037	126,542
1 to 2 months	239,020	135,943
2 to 3 months	189,257	227,547
Over 3 months	291,483	281,111
	1,003,797	771,143

NOTES TO INTERIM CONDENSED CONSOLIDATED FINANCIAL STATEMENTS (continued)

30 September 2021

13. TRADE AND BILLS PAYABLES (continued)

An ageing analysis of trade and bills payables as at the end of the reporting period, based on the payment due date, is as follows:

	30 September 2021 (Unaudited) HK\$'000	31 March 2021 (Audited) HK\$'000
Current and due within 1 month	830,578	626,372
1 to 2 months	78,876	55,167
2 to 3 months	24,688	26,799
Over 3 months	69,655	62,805
	1,003,797	771,143

The trade payables are non-interest-bearing and generally have payment terms ranging from one to five months (31 March 2021: one to five months).

14. SHARE OPTION SCHEMES

The purpose of the share option schemes of the Company is to provide incentives and rewards to eligible participants who contribute to the success of the Group's operation. Eligible participants of the share option schemes of the Company include Directors (including Executive, Non-executive and Independent Non-executive Directors) and employees of the Group, any advisors, consultants, distributors, contractors, suppliers, agents, customers, business partners, joint venture business partners, promoters or service providers of any member of the Group.

The share option scheme adopted by the Company on 15 September 2006 (the "2006 Scheme") was expired on 15 September 2016. Unless otherwise cancelled or lapsed in accordance with the 2006 Scheme, the outstanding share options granted under the 2006 Scheme would remain exercisable. Pursuant to an ordinary resolution passed at the annual general meeting of the Company held on 14 September 2016, the Company adopted a new share option scheme (the "2016 Scheme") which, unless otherwise cancelled or terminated, would remain in force for 10 years from that date.

NOTES TO INTERIM CONDENSED CONSOLIDATED FINANCIAL STATEMENTS (continued)

30 September 2021

14. SHARE OPTION SCHEMES (continued)

Details and movements of the share options of the Company granted under the 2006 Scheme during the six months ended 30 September 2021 are as follows:

Category of participant	As at 1 April 2021	Exercised during the Period	Lapsed/ forfeited during the Period	As at 30 September 2021	Date of grant of share options	Exercise period of share options	Date of share options vested/to be vested	Exercise price per share HK\$	The price of the Company's shares at the grant date HK\$
Retired Director									
Dr. OWYANG King	2,400,000	-	(2,400,000)	-	28 June 2011	From 28 June 2012 to 27 June 2021	28 June 2012	0.79	0.79
	2,400,000	-	(2,400,000)	-	28 June 2011	From 28 June 2013 to 27 June 2021	28 June 2013	0.79	0.79
	3,200,000	-	(3,200,000)	-	28 June 2011	From 28 June 2014 to 27 June 2021	28 June 2014	0.79	0.79
	1,200,000	(1,200,000)	-	-	6 August 2012	From 6 August 2014 to 5 August 2022	6 August 2014	0.375	0.375
	1,600,000	(1,600,000)	-	-	6 August 2012	From 6 August 2015 to 5 August 2022	6 August 2015	0.375	0.375
	1,600,000	-	-	1,600,000	28 April 2016	From 28 April 2017 to 27 April 2026	28 April 2017	1.174	1.13
	1,600,000	-	-	1,600,000	28 April 2016	From 28 April 2018 to 27 April 2026	28 April 2018	1.174	1.13
	1,600,000	-	-	1,600,000	28 April 2016	From 28 April 2019 to 27 April 2026	28 April 2019	1.174	1.13
	1,600,000	-	-	1,600,000	28 April 2016	From 28 April 2020 to 27 April 2026	28 April 2020	1.174	1.13
	1,600,000	-	-	1,600,000	28 April 2016	From 28 April 2021 to 27 April 2026	3 September 2020	1.174	1.13
Total	18,800,000	(2,800,000)	(8,000,000)	8,000,000					

NOTES TO INTERIM CONDENSED CONSOLIDATED FINANCIAL STATEMENTS (continued)

30 September 2021

14. SHARE OPTION SCHEMES (continued)

Details and movements of the share options of the Company granted under the 2006 Scheme during the six months ended 30 September 2021 are as follows: (continued)

Notes:

- 2,800,000 share options granted under the 2006 Scheme were exercised by a retired director on 3 August 2021. The weighted average closing price of the Company's shares immediately before the exercise date of the share options was HK\$0.82 per share as at 2 August 2021. The share option reserve of HK\$438,000 had been released to the share premium account.
- 8,000,000 share options granted under the 2006 Scheme have been lapsed during the period ended 30 September 2021. The respective share option reserve of HK\$2,899,000 for the share options granted and vested in prior years but not yet exercised had been transferred from share option reserve to retained profits.
- No share options granted under the 2006 Scheme have been cancelled during the six months ended 30 September 2021.

Details and movements of the share options of the Company granted under the 2016 Scheme during the six months ended 30 September 2021 are as follows:

Category of participants	As at 1 April 2021	Granted during the Period	Lapsed/ forfeited during the Period	As at 30 September 2021	Date of grant of share options	Exercise period of share options	Date of share options vested/to be vested	Exercise price per share HK\$	The price of the Company's shares at the grant date HK\$
Retired Director									
Dr. OWYANG King	200,000	-	-	200,000	28 April 2017	From 28 April 2020 to 27 April 2027	28 April 2020	1.04	1.04
	200,000	-	-	200,000	28 April 2017	From 28 April 2021 to 27 April 2027	3 September 2020	1.04	1.04
	1,600,000	-	-	1,600,000	28 April 2017	From 28 April 2022 to 27 April 2027	3 September 2020	1.04	1.04
	<u>2,000,000</u>	-	-	<u>2,000,000</u>					
Director									
Mr. AU-YANG Pak Hong Bernard	4,000,000	-	-	4,000,000	1 April 2020	From 1 July 2022 to 30 June 2030	1 July 2022	0.345	0.345
	<u>4,000,000</u>	-	-	<u>4,000,000</u>					
Total	<u>6,000,000</u>	-	-	<u>6,000,000</u>					

NOTES TO INTERIM CONDENSED CONSOLIDATED FINANCIAL STATEMENTS (continued)

30 September 2021

14. SHARE OPTION SCHEMES *(continued)*

Details and movements of the share options of the Company granted under the 2016 Scheme during the six months ended 30 September 2021 are as follows: *(continued)*

Note:

1. No share options granted under the 2016 Scheme have been exercised, cancelled or lapsed during the six months ended 30 September 2021.

The fair values of the equity-settled share options granted under the 2016 Scheme during the Period were estimated as at the date of grant, using a binomial model, taking into account the terms and conditions upon which the options were granted. The following table lists the inputs to the model used:

	Granted on 1 April 2020
Exercise price (HK\$)	0.345
Share price at the date of grant (HK\$)	0.345
Dividend yield (%)	3.80
Expected volatility (%)	51.59
Risk-free interest rate (%)	0.61
Expected life of options (number of years)	10

The expected life of the options is based on the contractual life and is not necessarily indicative of the exercise patterns that may occur. The expected volatility reflects the assumption that the historical volatility is indicative of future trends, which may also not necessarily be the actual outcome.

NOTES TO INTERIM CONDENSED CONSOLIDATED FINANCIAL STATEMENTS (continued)

30 September 2021

15. COMMITMENTS

As at 30 September 2021, the Group had contracted but not provided for capital commitments, mainly for the acquisition of property, plant and equipment of HK\$24,887,000 (31 March 2021 acquisition of property, plant and equipment: HK\$16,686,000).

16. RELATED PARTY TRANSACTIONS

In addition to the transactions and balances set out elsewhere in these interim condensed consolidated financial statements, the Group had the following significant related party transactions during the Period.

(a) The Group had the following material transactions with related parties during the Period:

	For the six months ended 30 September	
	2021 (Unaudited) HK\$'000	2020 (Unaudited) HK\$'000
Sale of finished goods to an associate	24,292	55,861
Sale of finished goods to a related party	316	-

(b) Compensation of key management personnel of the Group

	For the six months ended 30 September	
	2021 (Unaudited) HK\$'000	2020 (Unaudited) HK\$'000
Short term employee benefits	18,777	17,845
Post-employment benefits	108	87
Equity-settled share option expenses	131	1,460
	19,016	19,392

17. APPROVAL OF THE INTERIM CONDENSED CONSOLIDATED FINANCIAL STATEMENTS

These interim condensed consolidated financial statements were approved and authorised for issue by the Board on 25 November 2021.

MANAGEMENT DISCUSSION AND ANALYSIS

MARKET OVERVIEW

While customer demand from key markets has continued to rebound in the past 6 months, order fulfilment to customers in many industries across the world has been severely impacted by global shortage in components and to a lesser extent COVID-19 disruption in the manufacturing operation of South East Asia countries coupled with the disruption in availability and lead time in global logistics.

The aforementioned bottlenecks are expected to have lingering consequences, in which businesses are forced to rethink their production operations, procurement decisions and sales strategies. Under such window of opportunity, Computime continued to prepare for the future, by addressing external factors through its internal capabilities, while maintaining lean operations and prudent financial position to achieve growth and sustainability.

BUSINESS & FINANCIAL REVIEW

Despite the significant headwinds, the Group achieved notable milestones across its operations and financial performance during the six months ended 30 September 2021. Revenue for the Period increased significantly by 22.3% YoY to approximately HK\$1,836.2 million (1H FY20/21: HK\$1,501.9 million), mainly driven by both the rebound in consumer confidence and orders, with growing sales contribution from new customers and business partnership with strategic customers. Gross profit increased by 48.5% YoY to HK\$255.8 million (1H FY20/21: HK\$172.2 million), with gross profit margin slightly improved by 2.4 percentage points to 13.9% (1H FY20/21: 11.5%), mainly attributable to better sales mix as well as economies of scale in leveraging factory overhead costs.

Together with successfully re-engineered cost base, the Group managed to deliver a net profit attributable to owners of the Company amounted to HK\$34.2 million, as compared HK\$2.1 million of same period last year, representing a YoY growth of 15.2 times. The growth has once again demonstrated the resilience of the Group's business model, alongside its proactive initiatives and efficient management to drive results.

The Group remained committed to becoming a premium provider of innovative technology solutions. Its two operating segments, Smart Solutions ("SS") and Contract Manufacturing Services ("CMS"), continued to leverage Computime's vast technological know-how in delivering value-added products and services to its international customers. As for the SS segment, segment revenue for the Period is approximately HK\$561.0 million (1H FY20/21: HK\$483.5 million), representing an increase of approximately 16.0%, mainly due to the recovery in America and Europe after COVID-19 disruption. As for the CMS segment, segment revenue for the Period is approximately HK\$1,275.2 million, or an increase of approximately 25.2% (1H FY20/21: HK\$1,018.4 million), as stronger demand on home usage of appliances, power tools, fireplace and gardening devices. The improvement from the CMS segment has helped the Group to maintain a steady revenue level during this challenging period.

MANAGEMENT DISCUSSION AND ANALYSIS (continued)

BUSINESS & FINANCIAL REVIEW (continued)

Operationally, the Group has also underwent the necessary transformation in order to tackle the aforementioned challenges. Leveraging its technological capability, the Group continued its efforts in product and technological research and development (“R&D”), especially in the area of IoT cloud platform and robotic artificial intelligence (“AI”) solutions, and has evolved from primarily a hardware provider to a total solutions provider covering hardware, software (PaaS) and cloud technologies. Supported by its expanded capability, the Group developed respective platforms for its heating, ventilation, and air-conditioning (“HVAC”), robotics and AI and machine learning solutions, and was able to tap into new market segments, such as irrigation and gardening, by providing hardware devices, mobile App as well as cloud platform, allowing customers to work with a comprehensive smart irrigation ecosystem. Riding on such success, the Group has also penetrated the smart home, smart building, sustainable green technologies and AI robotic market with its interconnected solutions, and is looking to raise customer satisfaction and stickiness, boost orders, and derive sustainable income from its ecosystem.

On the production end, it also became increasingly obvious that diversification and overseas presence have become crucial for strategic supply chain partners. After years of effort, Computime has now transformed from a China-based manufacturing company, to one with global manufacturing footprint. This includes the progressive ramp up of its production base in Malaysia, coupled with the initial setup in Vietnam and Mexico, either in the form of capital investment or virtual manufacturing as well as Eastern Europe under evaluation. This allows the Group to provide flexible, cost-competitive, and agile manufacturing solutions to its customers, and in turn, helping them to tap into regional markets at a shorter lead time at more competitive prices, without sacrificing product quality. As global macroenvironment continues to evolve, the Group expects such manufacturing diversification will form the bedrock of long-term client relationship, as well as sustainable future orders.

In addition to its expanding product and manufacturing capability, Computime also enjoyed notable success from its business development strategy, as it dedicated more of its effort on focused industries, and has since recorded a growing number of orders from its existing customers, while landing new projects from new customers. For its branded business – SALUS, the Group also successfully transformed the business, turning its European operation into a fast-growing and profitable business, with a much clearer future direction.

The Group also strived to maintain a healthy financial position in order to navigate through uncertainties. During the Period, the Group recorded an increase in inventory, from approximately HK\$739.2 million as at 31 March 2021, to approximately HK\$1,075.4 million as at 30 September 2021, as the Group catered the rise in product demand despite raw material shortages. Nevertheless, the Group maintained a favourable payables turnover, with trade payables increasing from approximately HK\$771.1 million as at 31 March 2021, to approximately HK\$1,003.8 million as at 30 September 2021, with overall cash conversion cycle increased only slightly to 53 days (1H FY20/21: 44 days). As at 30 September 2021, the Group had cash and bank balances of approximately HK\$308.6 million (as at 31 March 2021: HK\$570.2 million), and time deposit with original maturity of three months or less when acquired of approximately HK\$60.4 million (as at 31 March 2021: HK\$11.9 million). Gearing ratio maintained at a healthy level of 38.7% slightly above last year (as at 31 March 2021: 21.8%), which was calculated based on the net debt divided by the equity attributable to owners plus net debt. Net debt is defined as the sum of interest-bearing bank borrowings, trade and bills payables and other payables and accrued liabilities, minus cash and bank balances and time deposits with original maturity of three months or less when acquired. The growing efficiency in cash generation, together with the abundance of cash and low gearing, have provided a solid platform for the Group to operate despite frequent disruptions to its environment.

OUTLOOK

Looking ahead, the market is expected to be continuously unpredictable and challenging, with the new COVID-19 variants inducing new rounds of lockdown recently in the U.S., Europe and other major countries, where the Group's major customers and suppliers are located in. It is also anticipated that the shortage of electronic raw materials will remain unabated within this year, and the global economy may take longer-than-expected before returning to full speed. Nonetheless, supported by its recovering order book and growing competitiveness, the Group remains cautiously optimistic over its prospect, and will look to further expand its product and manufacturing capability in order to prepare for the unexpected.

On the production end, the Group will continue to ramp up its production base in Malaysia, as well as deepen its virtual manufacturing operations in Vietnam and facilities establishment in Mexico in order to provide dynamic, flexible, and competitive production solutions to customers. Other countries like Eastern Europe are also being considered, as Computime actively explores other opportunities to further diversify its manufacturing footprint. Given the unpredictable nature of raw material supply, the Group will also pay extra effort in boosting its raw material efficiency.

On new technologies and product diversification, the Group will continue to expand and enhance its total solutions, by incorporating further "smart" elements and AI solutions into its existing products, as well as exploring new applications for its extensive technological inventories. While the Group will remain steadfast in cost control, the Group will also actively explore merger and acquisition opportunities, in order to fast-track growth.

Despite operating under limited visibility, Computime will continue to leverage its extensive industry experiences, strong technical knowledge, and expansive manufacturing capabilities, in order to provide, innovative products, flexible manufacturing solutions, and comprehensive market coverage to its customers.

LIQUIDITY, FINANCIAL RESOURCES AND CAPITAL STRUCTURE

As at 30 September 2021, the Group maintained a balance of cash and bank balances of HK\$405,772,000, which included cash and bank balances of HK\$308,586,000, time deposits with original maturity of three months or less when acquired of HK\$60,413,000 and restricted bank deposits of HK\$36,773,000 for issuance of bank acceptance notes. The Group held cash and bank balance of HK\$129,045,000 denominated in Renminbi ("RMB"). The remaining balance was mainly denominated in United States dollars ("US dollars"), HK dollars or Euro ("EUR"). Overall, the Group maintained a robust current ratio of 1.5 times.

As at 30 September 2021, total interest-bearing bank borrowings were HK\$90,237,000, comprising mainly bank loans repayable within one year. The majority of these borrowings were denominated either in US dollars or EUR and the interest rates applied were primarily subject to floating rate terms.

As at 30 September 2021, total equity attributable to owners of the Company amounted to HK\$1,372,246,000. The Group had a net balance of cash and bank balances less total interest-bearing bank borrowings of HK\$315,535,000.

MANAGEMENT DISCUSSION AND ANALYSIS (continued)

TREASURY POLICIES

The Group is exposed to foreign exchange risk through sales and purchases that are denominated in currencies other than the functional currency of the operations to which they relate. The currencies involved are primarily US dollars, RMB, EUR and Great British Pound (“GBP”). The Group closely monitors its overall foreign exchange exposure from time to time and will adopt a proactive but prudent approach to minimise the relevant exposures.

CAPITAL EXPENDITURE AND COMMITMENTS

During the Period, the Group incurred total capital expenditures of approximately HK\$80,766,000 for additions to property, plant and equipment as well as for deferred expenditure associated with the development of new products.

As at 30 September 2021, the Group had capital commitments contracted but not provided for of HK\$24,887,000, mainly for the acquisition of property, plant and equipment.

CONTINGENT LIABILITIES

As at 30 September 2021, the Group did not have any significant contingent liabilities.

CHARGES ON ASSETS

As at 30 September 2021, no bank deposits and other assets have been pledged to secure the Group’s banking facilities.

MATERIAL ACQUISITIONS AND DISPOSALS OF SUBSIDIARIES, ASSOCIATES AND JOINT VENTURES

The Group had no material acquisition or disposal of subsidiaries, associates or joint ventures during the Period.

EMPLOYEE INFORMATION

As at 30 September 2021, the Group had a total of approximately 4,700 full-time employees. Total staff costs for the Period amounted to HK\$335,045,000. Salaries and wages are generally reviewed on an annual basis in accordance with individual qualifications and performance, the Group’s results and market conditions. The Group provides year-end double pay, discretionary bonus, medical insurance, provident fund, educational subsidy and training to its employees. The Company currently has a share option scheme (which was adopted on 14 September 2016 due to the expiry of the old share option scheme on 15 September 2016) under which the Company can grant options to, inter alia, employees of the Group to subscribe for shares of the Company with a view to rewarding those who have contributed to the Group and encouraging employees to work towards enhancing the value of the Company and its shares for the benefit of the Company and its shareholders as a whole. Up to the date of this report, 8,000,000 share options remained outstanding under the 2006 Share Option Scheme and 6,000,000 share options remained outstanding under the 2016 Share Option Scheme.

OTHER INFORMATION

INTERIM DIVIDEND

The Board does not recommend the payment of an interim dividend for the six months ended 30 September 2021 (1H FY20/21: Nil).

PURCHASE, SALE OR REDEMPTION OF THE COMPANY'S LISTED SECURITIES

Neither the Company nor any of its subsidiaries has purchased, sold or redeemed any of the Company's listed securities during the Period.

CORPORATE GOVERNANCE

The Company is committed to maintaining a high standard of corporate governance with a view to enhancing the management efficiency of the Company as well as preserving the interests of the shareholders of the Company as a whole. The Board is of the view that the Company has complied with the code provisions set out in the Corporate Governance Code contained in Appendix 14 to the Listing Rules throughout the Period.

CODE OF CONDUCT FOR DIRECTORS' AND EMPLOYEES' SECURITIES TRANSACTIONS

The Company has adopted its own code of conduct regarding dealings in the securities of the Company by the directors, senior personnel and certain employees of the Group (who are likely to be in possession of unpublished inside information relating to the Company or its securities) (the "Own Code") on terms no less exacting than the Model Code for Securities Transactions by Directors of Listed Issuers (the "Model Code") as set out in Appendix 10 to the Listing Rules. Having made specific enquiry of the Company's directors, all the directors confirmed that they have complied with the required standards set out in the Model Code and the Own Code throughout the Period.

In addition, no incident of non-compliance of the Own Code by the employees of the Group was noted by the Company throughout the Period.

AUDIT COMMITTEE

The Audit Committee of the Company, which comprises four Independent Non-executive Directors of the Company, namely, Mr. LUK Koon Hoo (Chairman of the Audit Committee), Mr. Patrick Thomas SIEWERT, Mr. HO Pak Chuen Patrick and Mr. Roy KUAN and one Non-executive Director of the Company, namely, Mr. KAM Chi Chiu, Anthony, has reviewed with the senior management of the Group the accounting principles and practices adopted by the Group and discussed auditing, internal control and financial reporting matters, including the review of these interim results.

SHARE OPTION SCHEMES

Details of the share option schemes of the Company are disclosed in note 14 to the interim condensed consolidated financial statements.

OTHER INFORMATION (continued)

DIRECTORS' AND CHIEF EXECUTIVES' INTERESTS AND SHORT POSITIONS IN SHARES AND UNDERLYING SHARES OF THE COMPANY AND ITS ASSOCIATED CORPORATIONS

As at 30 September 2021, the interests of the directors of the Company in the shares and underlying shares of the Company as recorded in the register required to be kept under Section 352 of the Securities and Futures Ordinance (the "SFO"), or as otherwise notified to the Company and the Stock Exchange pursuant to the Model Code were as follows:

(1) Long position in the shares of the Company

Name of director	Capacity	Number of ordinary shares interested	*Approximate percentage of the Company's issued share capital
Mr. AUYANG Ho	Interest of a controlled corporation	352,500,000 <i>(Note 1)</i>	41.98%
	Beneficial owner	1,023,000	0.12%
		353,523,000	42.10%

Note:

1. These shares were held by Solar Power Group Limited ("SPGL"). SPGL is a company incorporated in the British Virgin Islands with limited liability and wholly owned by Mr. AUYANG Ho.

* The percentage represents the number of ordinary shares interested divided by the number of the Company's issued shares as at 30 September 2021.

OTHER INFORMATION (continued)

DIRECTORS' AND CHIEF EXECUTIVES' INTERESTS AND SHORT POSITIONS IN SHARES AND UNDERLYING SHARES OF THE COMPANY AND ITS ASSOCIATED CORPORATIONS

(continued)

(2) Long position in the underlying shares of the Company – physically settled unlisted equity derivatives

Name of director	Capacity	Number of underlying shares in respect of the share options granted	*Approximate percentage of the Company's issued share capital
Mr. AU YANG Pak Hong Bernard	Beneficial owner	4,000,000	0.47%

Details of the above share options as required to be disclosed by the Listing Rules are disclosed in note 14 to the interim condensed consolidated financial statements.

* *The percentage represents the number of underlying shares interested divided by the number of the Company's issued shares as at 30 September 2021.*

Save as disclosed above, as at 30 September 2021, none of the directors or chief executives of the Company had any interests or short positions in the shares, underlying shares or debentures of the Company or any of its associated corporations (within the meaning of Part XV of the SFO) as recorded in the register required to be kept by the Company pursuant to Section 352 of the SFO or as otherwise notified to the Company and the Stock Exchange pursuant to the Model Code.

OTHER INFORMATION (continued)

SUBSTANTIAL SHAREHOLDERS' INTERESTS AND SHORT POSITIONS IN SHARES AND UNDERLYING SHARES OF THE COMPANY

As at 30 September 2021, the following persons (other than the directors and chief executives of the Company) had interests of 5% or more in the shares of the Company as recorded in the register required to be kept by the Company under Section 336 of the SFO:

Long position in the shares of the Company

Name of substantial shareholder	Capacity	Number of ordinary shares interested	*Approximate percentage of the Company's issued share capital
SPGL	Beneficial owner	352,500,000 <i>(Note 1)</i>	41.98%
Ms. TSE Shuk Ming	Interest of spouse	353,523,000 <i>(Note 2)</i>	42.10%
Mr. HEUNG Lap Chi, Eugene	Beneficial owner	218,528,000	26.02%
Ms. LEUNG Yee Li, Lana	Interest of spouse	218,528,000 <i>(Note 3)</i>	26.02%

Notes:

1. The interest of SPGL was also disclosed as the interest of Mr. AUYANG Ho in the above section headed "Directors' and Chief Executives' Interests and Short Positions in Shares and Underlying Shares of the Company and its Associated Corporations".
 2. Ms. TSE Shuk Ming was deemed to be interested in 353,523,000 shares of the Company through the interest of her spouse, Mr. AUYANG Ho.
 3. Ms. LEUNG Yee Li, Lana was deemed to be interested in 218,528,000 shares of the Company through the interest of her spouse, Mr. HEUNG Lap Chi, Eugene.
- * The percentage represents the number of ordinary shares interested divided by the number of the Company's issued shares as at 30 September 2021.

OTHER INFORMATION (continued)

SUBSTANTIAL SHAREHOLDERS' INTERESTS AND SHORT POSITIONS IN SHARES AND UNDERLYING SHARES OF THE COMPANY *(continued)*

Save as disclosed above, as at 30 September 2021, no person, other than the directors and chief executives of the Company whose interests are set out in the section headed "Directors' and Chief Executives' Interests and Short Positions in Shares and Underlying Shares of the Company and its Associated Corporations" above, had an interest or a short position in the shares or underlying shares of the Company as recorded in the register required to be kept by the Company under Section 336 of the SFO.

APPRECIATION

On behalf of the Board, I would like to express my gratitude to our management and staff for their dedication and contribution to the Group throughout the Period.

By Order of the Board
Computime Group Limited
AUYANG Ho
Chairman

Hong Kong, 25 November 2021