



PAX Global Technology Limited 百富環球科技有限公司*

(Incorporated in Bermuda with limited liability)

(於百慕達註冊成立的有限公司)

Stock Code 股份代號 : 00327



Annual Report
年報 **2021**

* For Identification Purpose Only
僅供識別

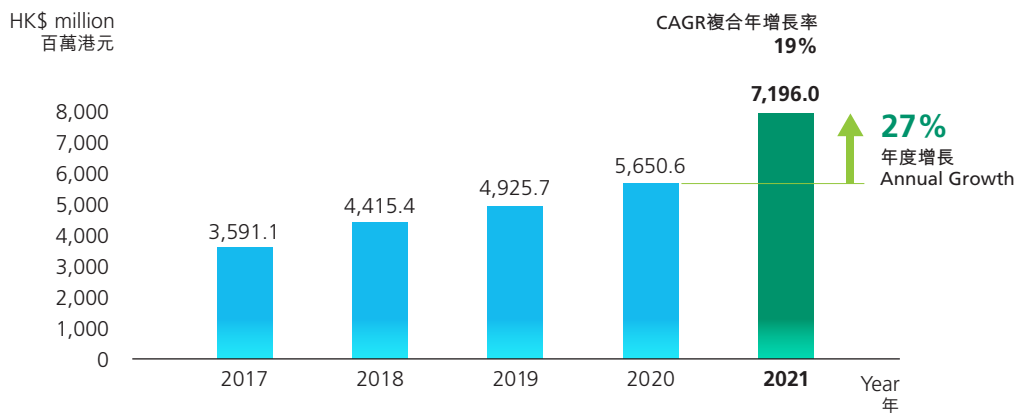
Financial Highlights

財務概要



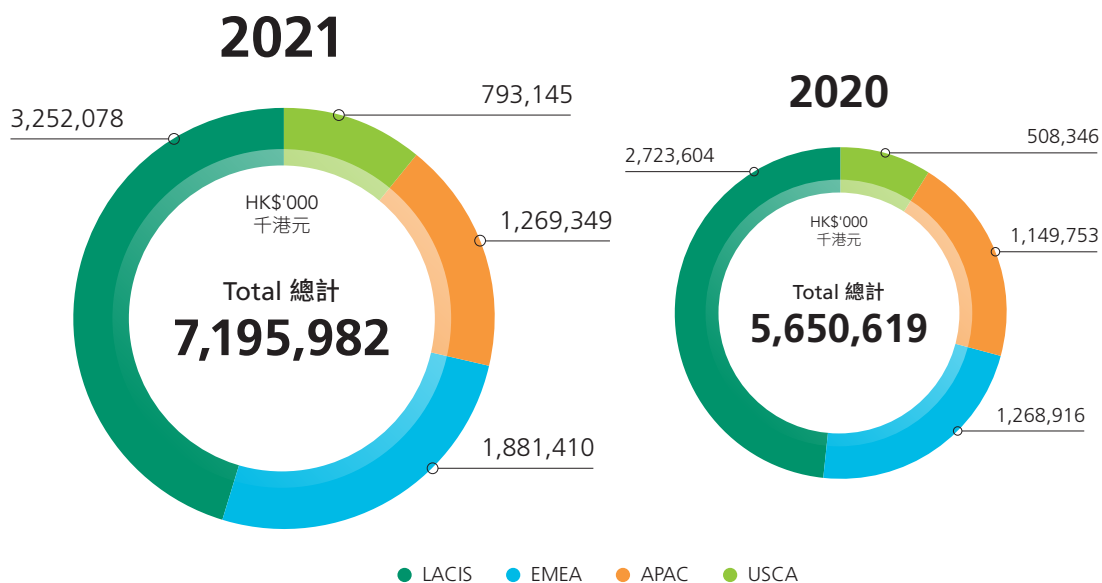
REVENUE

收入



SALES BY GEOGRAPHICAL REGION

按地區銷售額





Financial Highlights

財務概要

For the year ended 31 December (in HK\$'000)	截至十二月三十一日止年度 (千港元)	2021 二零二一年	2020 二零二零年	+ / (-)
Revenue	收入	7,195,982	5,650,619	+27.3%
Gross profit	毛利	2,827,197	2,337,309	+21.0%
Operating profit	經營溢利	1,277,972	1,067,172	+19.8%
Profit before income tax	除所得稅前溢利	1,274,447	1,052,841	+21.0%
Profit for the year	年度溢利	1,092,242	903,850	+20.8%
Profit attributable to the owners of the Company	本公司持有人應佔溢利	1,083,774	900,123	+20.4%
Research and development costs (included in administrative expenses)	研發成本 (包括在行政費用內)	(512,119)	(460,772)	+11.1%

At 31 December (in HK\$'000)	於十二月三十一日 (千港元)	2021 二零二一年	2020 二零二零年	+ / (-)
Total current assets	流動資產總值	7,790,106	6,955,116	+12.0%
Total assets	資產總值	8,821,278	7,637,059	+15.5%
Net current assets	流動資產淨值	5,526,563	5,000,797	+10.5%
Total equity	權益總額	6,456,556	5,573,572	+15.8%

EARNINGS PER SHARE & DIVIDEND

每股盈利及股息

For the year ended 31 December Per Share (in HK\$)	截至十二月三十一日止年度 每股 (港元)	2021 二零二一年	2020 二零二零年	+ / (-)
Earnings per share	每股盈利			
– Basic	– 基本	0.989	0.828	+19.4%
– Diluted	– 攤薄	0.957	0.823	+16.3%
Proposed final dividend per ordinary share	建議每股普通股末期股息	0.15	0.10	+50.0%

Financial Highlights

財務概要

FINANCIAL RATIOS

財務比率

		2021 二零二一年	2020 二零二零年
Gross profit margin	毛利率	39.3%	41.4%
Operating profit margin	經營溢利率	17.8%	18.9%
Net profit margin	淨利潤率	15.2%	16.0%
Current ratio (times)	流動比率(倍)	3.4	3.6
Return on equity ¹	權益回報 ¹	16.8%	16.1%
Return on assets ²	資產回報 ²	12.3%	11.8%

TURNOVER DAYS

週轉日數

Year	年度	2017 二零一七年	2018 二零一八年	2019 二零一九年	2020 二零二零年	2021 二零二一年
Inventory ³	存貨 ³	138	146	164	183	175
Trade and bills receivables ⁴	應收賬款及應收票據 ⁴	158	155	134	102	96
Trade and bills payables ⁵	應付賬款及應付票據 ⁵	138	140	158	152	127
Cash conversion ⁶	現金轉換 ⁶	158	161	140	133	144

Notes

- Return on equity = Profit attributable to the owners of the Company/Total equity as at year end
- Return on assets = Profit attributable to the owners of the Company/Total assets as at year end
- Inventory turnover days = Average gross inventory balance/(Cost of sales for the year/365 days)
- Trade and bills receivables turnover days = Average gross trade and bills receivables balance/(Revenue for the year/365 days)
- Trade and bills payables turnover days = Average trade and bills payables balance/(Cost of sales for the year/365 days)
- Cash conversion days = Inventory turnover days + Trade and bills receivables turnover days – Trade and bills payables turnover days

附註

- 權益回報 = 本公司持有人應佔溢利 / 年末權益總額
- 資產回報 = 本公司持有人應佔溢利 / 年末資產總值
- 存貨週轉日數 = 平均存貨結餘總額 / (年內銷售成本 / 365日)
- 應收賬款及應收票據週轉日數 = 平均應收賬款及應收票據結餘總額 / (年內收入 / 365日)
- 應付賬款及應收票據週轉日數 = 平均應付賬款及應收票據結餘 / (年內銷售成本 / 365日)
- 現金轉換日數 = 存貨週轉日數 + 應收賬款及應收票據週轉日數 - 應付賬款及應收票據週轉日數

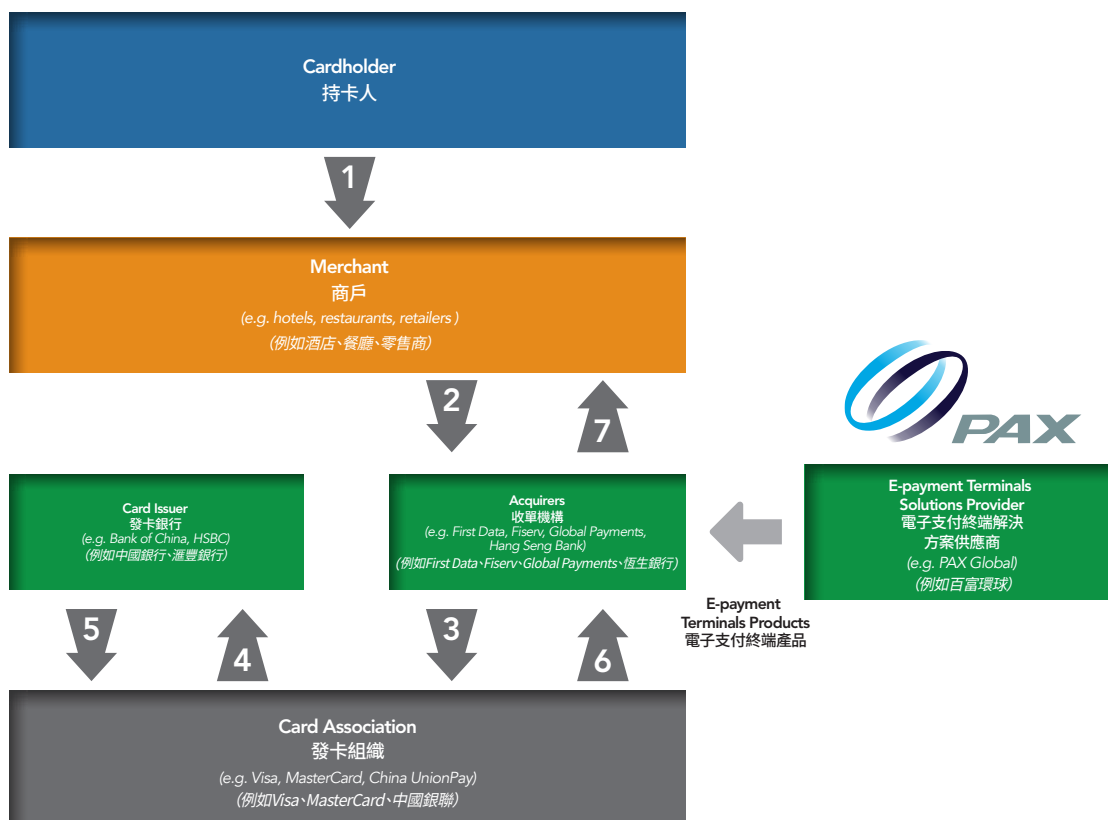


Bank Card Transaction Flow of Electronic Payment

銀行卡電子支付交易流程

The following is a simplified diagram illustrating the transaction flow in a typical electronic payment transaction

以下簡圖所示為一般銀行卡電子支付交易的交易流程



“➡” E-payment Terminals solutions provider sells E-payment Terminals products and provides related services to acquirer directly or through distributor.

「➡」 電子支付終端解決方案供應商透過直銷或分銷商銷售電子支付終端產品，並提供相關服務予收單機構。

“▶”

「▶」

- 1: Cardholder purchases with card at a merchant through an E-payment Terminal.
- 2: The E-payment Terminal sends transaction data to the acquirer.
- 3&4: The acquirer sends authorisation request and verifies with the card issuer that the card number and transaction amount are both valid through the network of card association.
- 5&6: The card issuer verifies that the cardholder's credit is sufficient and grants authorisation.
- 7: The acquirer receives the response and relays it to the merchant.

- 1: 持卡人於商戶透過電子支付終端以卡支付。
- 2: 電子支付終端傳送交易數據予收單機構。
- 3及4: 收單機構發送授權要求，並透過發卡組織的網絡向發卡機構核實卡號碼及交易金額均屬有效。
- 5及6: 發卡機構核實持卡人的信用額充足並給予授權。
- 7: 收單機構接收回應及轉達予商戶。



Products Highlights (for reference only)

公司產品 (僅供參考)

ANDROID SMART E-PAYMENT SOLUTIONS (A-SERIES)

安卓智能電子支付解決方案 (A系列)

General features: Powered by Android operating system and PCI PTS certified. Compact, portable, equipped with a large high resolution touch screen and inbuilt dual cameras. Support various kinds of payment options, including bank card payments, Near Field Communication (“NFC”) contactless and QR code payments.

一般特點：以安卓作業系統操作，並獲得PCI PTS認證。外型小巧，方便手持，具有特大高清電觸摸屏、內置雙攝像頭。支援各種支付方式，包括銀行卡支付、NFC非觸式及二維碼支付。



A920Pro

A800

A50

A35

AR6





Products Highlights (for reference only) 公司產品 (僅供參考)

ANDROID SMART ELECTRONIC CASH REGISTER SOLUTIONS (E-SERIES) 安卓智能管理及支付解決方案 (E系列)

General Features: Powered by Android operating system, the all-in-one integrated solution delivers cost efficient and space saving features to merchants. Products are PCI PTS certified. Stylish, large color touch screen, customer-facing display and an inbuilt camera. Support various kinds of payment options including bank card payments, NFC contactless and QR code payments.

一般特點：以安卓作業系統操作的一體化解決方案，使商戶更節省成本和空間。產品擁有PCI PTS認證。外型時尚，擁有特大彩色觸摸屏、面向顧客的顯示屏、內置攝像頭，支援銀行卡支付，NFC非觸式及二維碼等各種支付方式。



E500



E800



E700 mini

UNATTENDED SOLUTIONS (IM-SERIES & SK-SERIES) 自助服務解決方案 (IM系列及SK系列)

General features: Ideal for self-service sales points such as petrol stations, parking and kiosk. Products are certified with PCI PTS and have met required standards for anti-vandalism and waterproofing. Support various kinds of payment options and connectivity options include 3G, 4G, WiFi and Bluetooth.

一般特點：適用於加油站、停車場、售貨亭等自助銷售場景。產品獲得PCI PTS認證，符合防爆和防水標準。可支援各種支付方式及3G、4G、WiFi和藍牙多個連接選項。



IM series



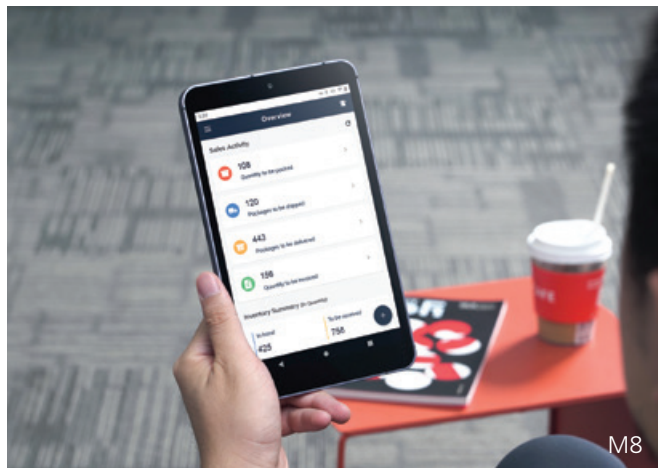
SK700

Products Highlights (for reference only) 公司產品 (僅供參考)

ANDROID SMART PAYPHONE & PAYTABLET SOLUTIONS (M-SERIES) 安卓智能手機及平板支付解決方案 (M系列)

General Features: Powered by Android operating system and PCI PTS 6.x certified. The M30 and M8 are the first-ever Android smartphone and Android tablet with integrated payment module, which are perfect for retail and hospitality. Support various kinds of payment options and allow merchants to browse the web, read emails, check social media, make phone calls, take product pictures or record product videos, etc.

一般特點：以安卓作業系統操作，獲得 PCI PTS 6.x 認證。M30 和 M8 是首款搭載集成支付模組的安卓智能手機和安卓平板，適合零售和餐飲業採用。支援各種支付方式，商戶可瀏覽網頁，查閱電郵、查看社交媒體、通話、拍攝產品相片或錄製產品視頻等。



CLASSIC E-PAYMENT SOLUTIONS 傳統電子支付解決方案

General Features: Traditional Linux portfolio with PCI PTS certified, ranging from the D-Series, Q-Series, S-Series, and more. Support bank card payments, NFC contactless payments, and more.

一般特點：具備PCI PTS認證的傳統Linux產品，涵蓋D系列、Q系列、S系列等。可支援銀行卡支付、NFC非接觸式支付等。

S920



Q30



D230



D188





Products Highlights (for reference only) 公司產品 (僅供參考)

PAXSTORE

PAXSTORE, a cloud-based Software as a Service (“SaaS”) platform, connects payment service providers (“PSPs”), acquiring banks, application developers and merchants, providing one-stop terminal management and payment services.

Advanced Terminal Management

Industry-leading terminal management features designed to enable PSPs and acquiring banks manage payment terminals in real time.

Powerful Payment Services Hub

Rich payment industry value-added tools, deliver payment, business management and consumer data analysis for merchants across diverse business segments.

PAXSTORE

PAXSTORE為雲端軟件即服務(「SaaS」)平台，連接支付服務供應商、收單銀行、應用程式開發商和商戶，提供一站式終端管理及支付服務。

完善的終端管理

設有業界領先的終端管理功能，為支付服務供應商和收單銀行提供即時管理支付終端服務

強大的支付服務中心

擁有豐富的支付行業增值工具，為不同業務的商戶提供支付、業務管理及消費者數據分析等服務。

4,000,000+

Connected terminals
接入終端

6,000+

Applications
應用程式

2,200+

Application developers
應用程式開發人員



Content

目錄



2	Corporate Information 公司資料	79	Consolidated Income Statement 綜合收益表
4	Simplified Corporate Chart 公司架構簡表	80	Consolidated Statement of Comprehensive Income 綜合全面收益表
6	Directors and Senior Management 董事及高級管理層	81	Consolidated Balance Sheet 綜合資產負債表
9	Chairman's Statement 主席報告	83	Consolidated Statement of Changes in Equity 綜合權益變動表
13	Management Discussion and Analysis 管理層之討論與分析	85	Consolidated Cash Flow Statement 綜合現金流量表
27	Corporate Governance Report 企業管治報告	86	Notes to the Consolidated Financial Statements 綜合財務報表附註
46	Report of the Directors 董事會報告	187	Five Years Financial Summary 五年財務概要
69	Independent Auditor's Report 獨立核數師報告	188	Particulars of Properties Under Development 在建物業詳情



Corporate Information

公司資料

BOARD OF DIRECTORS

Executive Directors

NIE Guoming (*Chairman*)
LU Jie (*Chief Executive Officer*)
LI Wenjin

Independent Non-Executive Directors

YIP Wai Ming
WU Min
MAN Kwok Kuen, Charles

JOINT COMPANY SECRETARIES

CHEUNG Shi Yeung
CHAN Yiu Kwong

AUTHORISED REPRESENTATIVES

LI Wenjin
CHEUNG Shi Yeung
CHAN Yiu Kwong (alternate)

BERMUDA RESIDENT REPRESENTATIVE

Conyers Corporate Services (Bermuda) Limited

AUDITOR

PricewaterhouseCoopers
Certified Public Accountants
Registered Public Interest Entity Auditor

LEGAL ADVISERS

As to Hong Kong Law

Reed Smith Richards Butler LLP

As to Bermuda Law

Conyers Dill & Pearman

董事會

執行董事

聶國明 (*主席*)
蘆杰 (*行政總裁*)
李文晉

獨立非執行董事

葉偉明
吳敏
文國權

聯席公司秘書

張仕揚
陳耀光

授權代表

李文晉
張仕揚
陳耀光 (替任)

百慕達註冊處代表

Conyers Corporate Services (Bermuda) Limited

核數師

羅兵咸永道會計師事務所
執業會計師
註冊公眾利益實體核數師

法律顧問

香港法律

禮德齊伯禮律師行有限法律責任合夥

百慕達法律

Conyers Dill & Pearman

Corporate Information

公司資料

PRINCIPAL BANKERS

Bank of Singapore Limited
Hang Seng Bank Limited
Industrial and Commercial Bank of China (Asia) Limited
The Hongkong and Shanghai Banking Corporation Limited

REGISTERED OFFICE

Clarendon House
2 Church Street
Hamilton HM 11
Bermuda

PRINCIPAL PLACE OF BUSINESS IN HONG KONG

Room 2504, 25th Floor
Sun Hung Kai Centre
30 Harbour Road
Wanchai
Hong Kong

SHARE REGISTRAR IN BERMUDA

Conyers Corporate Services (Bermuda) Limited
Clarendon House
2 Church Street
Hamilton HM 11
Bermuda

BRANCH SHARE REGISTRAR AND TRANSFER OFFICE IN HONG KONG

Tricor Investor Services Limited
Level 54, Hopewell Centre
183 Queen's Road East
Hong Kong

COMPANY'S WEBSITE

www.paxglobal.com.hk

STOCK CODE

327

主要往來銀行

新加坡銀行有限公司
恒生銀行有限公司
中國工商銀行(亞洲)有限公司
香港上海滙豐銀行有限公司

註冊辦事處

Clarendon House
2 Church Street
Hamilton HM 11
Bermuda

香港主要營業地點

香港
灣仔
港灣道30號
新鴻基中心
25樓2504室

百慕達股份過戶登記處

Conyers Corporate Services (Bermuda) Limited
Clarendon House
2 Church Street
Hamilton HM 11
Bermuda

股份過戶登記處香港分處

卓佳證券登記有限公司
香港
皇后大道東183號
合和中心54樓

公司網站

www.paxglobal.com.hk

股份代號

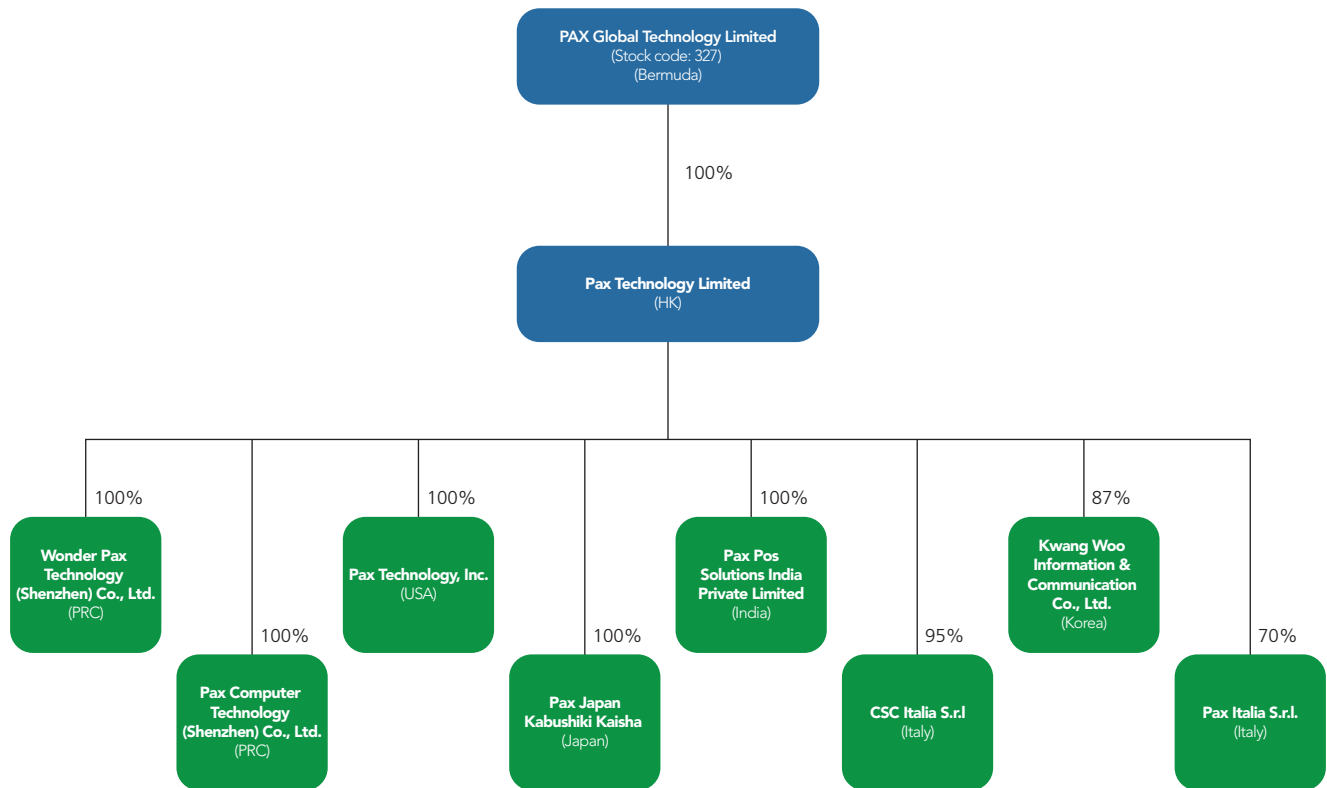
327



Simplified Corporate Chart

公司架構簡表

The following is a simplified corporate chart of the Group's principal operating subsidiaries up to the date of this report.

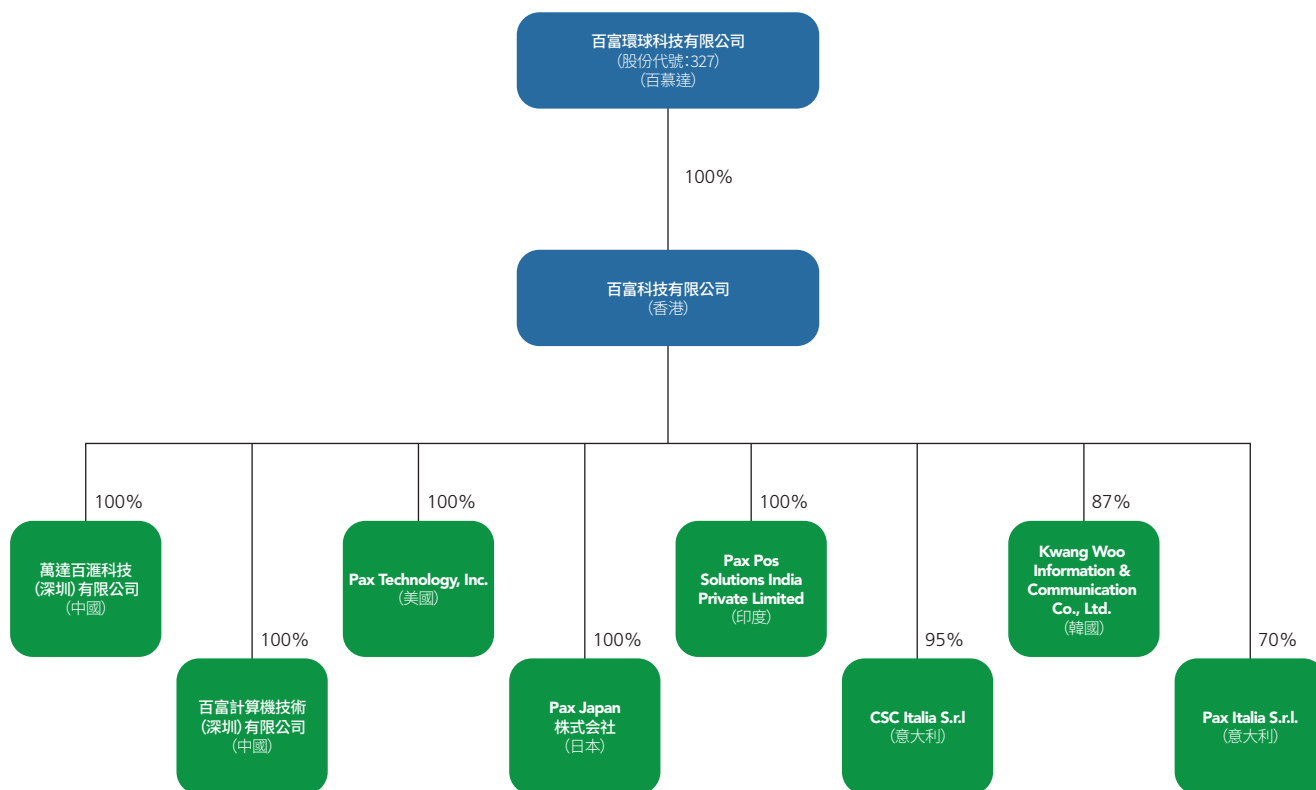


Simplified Corporate Chart

公司架構簡表



下表為截至本報告日期本集團主要營運附屬公司的公司架構簡表。





Directors and Senior Management 董事及高級管理層

As at 23 March 2022, the date of the Report of the Directors, the biographical details of the directors (the “Director(s)”) and senior management of PAX Global Technology Limited (the “Company”) are as follows:

BOARD OF DIRECTORS

Executive Directors

NIE Guoming *Chairman*

Mr. Nie, aged 59, is the Chairman and an Executive Director of the Company and the general manager of Pax Computer Technology (Shenzhen) Co. Ltd. (“Pax Technology (Shenzhen)”). He is responsible for the overall management and strategic development of the Company and its subsidiaries (collectively, the “Group”). Mr. Nie has over 25 years of experience in the card payment industry. He joined Pax Technology Limited (“Pax Technology”) at its founding in March 2000 as the vice president until January 2001 and subsequently as the president prior to his appointment as the chairman in June 2010. Mr. Nie previously worked as an engineer in the Information Technology Department of the Headquarters of China Merchants Bank in the People’s Republic of China (the “PRC”) from 1996 to 1999. Mr. Nie graduated from Tsinghua University in 1984 with a bachelor’s degree in Radio Electronics and obtained a master’s degree in Radio Electronics Engineering from Southeast University in 1991. He was appointed as the Chairman and an Executive Director of the Company in December 2010.

LU Jie *Chief Executive Officer*

Mr. Lu, aged 57, is the Chief Executive Officer and an Executive Director of the Company and a director in a number of subsidiaries of the Company. He joined the Group in August 2001 and is responsible for managing the business development, sales and marketing functions of the Group. Mr. Lu has over 20 years of experience in sales and marketing in the electronic payment industry and served a number of management positions and executive role at Beijing Order Computer Company (“Beijing Order”), a system integration company, from 1998 to 2001, including general manager of insurance department, general manager of marketing department and vice president. He had also worked as an engineer of the Ministry of Geology and Mineral Resources of the PRC and the Chinese Academy of Geological Sciences from 1986 to 1994 and from 1994 to 1995 respectively. Mr. Lu holds a bachelor’s degree from Chengdu Geology Institute. He obtained an Executive Master of Business Administration degree from the Cheung Kong Graduate School of Business in 2010. He was appointed as the Chief Executive Officer and an Executive Director of the Company in May 2013.

於二零二二年三月二十三日（即董事會報告日期），百富環球科技有限公司（「本公司」）董事（「董事」）及高層管理人員的履歷詳情如下：

董事會

執行董事

聶國明 *主席*

聶先生，59歲，為本公司主席兼執行董事，並為百富計算機技術（深圳）有限公司（「百富科技（深圳）」）的總經理。彼負責本公司及其附屬公司（統稱「本集團」）的整體管理及策略發展。聶先生於卡支付行業擁有逾25年經驗。彼自百富科技有限公司（「百富科技」）於二零零零年三月成立日起加入該公司出任副總裁至二零零一年一月，再出任總裁，直至二零一零年六月獲委任為主席。聶先生於一九九六年至一九九九年曾於中華人民共和國（「中國」）的中國招商銀行總部的信息科技部門任職工程師。聶先生於一九八四年畢業於清華大學，持有無線電電子學學士學位，其後於一九九一年獲東南大學頒授無線電工程碩士學位。彼於二零一零年十二月獲委任為本公司主席及執行董事。

蘆杰 *行政總裁*

蘆先生，57歲，為本公司行政總裁兼執行董事，及本公司多間附屬公司董事。彼於二零零一年八月加入本集團，負責管理本集團的所有業務發展、銷售及營銷工作。蘆先生於電子支付行業的銷售及營銷方面擁有逾20年經驗，曾於一九九八年至二零零一年在北京方正奧德計算機系統有限公司（「北京方正奧德」），一間系統集成公司，擔任多個管理職位及行政角色，包括保險部總經理、營銷部總經理及副總裁。彼亦於一九八六年至一九九四年及一九九四年至一九九五年分別在中國地質礦產部及中國地質科學院擔任工程師。蘆先生持有成都地質學院的學士學位。彼於二零一零年獲長江商學院頒授高級管理人員工商管理碩士學位。彼於二零一三年五月獲委任為本公司行政總裁兼執行董事。

Directors and Senior Management 董事及高級管理層



LI Wenjin

Mr. Li, aged 58, is an Executive Director of the Company and a director in a number of subsidiaries of the Company. He is responsible for the Company's risk management and treasury management and overseeing operations of Pax Technology, of which he has been serving as a director since April 2000. Mr. Li has over 30 years of experience in investment and administrative affairs. Mr. Li was the director of Hi Sun Information Technology Services Limited ("HSITSL") from August 1997 to May 2005, a Hong Kong company engaging in general trading and provision of consultancy services. HSITSL provided consultancy services to Pax Technology from 2002 to 2003. Mr. Li has also been the managing director of Hi Sun Limited since August 1999 and an executive director of Hi Sun Technology (China) Limited ("Hi Sun"), a controlling shareholder of the Company, since June 2001. He has also been appointed as an executive director of both Hi Sun Limited and Hi Sun and certain of their subsidiaries. Prior to joining Hi Sun Limited in 1999, he worked for several companies in the PRC and Hong Kong, including Beijing Order from 1994 to 1995 where he was responsible for investment and administrative affairs. Mr. Li obtained a master's degree in laws from the Peking University in 1989. He was appointed as an Executive Director of the Company in February 2010.

Independent Non-Executive Directors

YIP Wai Ming

Mr. Yip, aged 56, was appointed as an Independent Non-Executive Director of the Company in December 2010. Mr. Yip is currently an independent non-executive director of Ju Teng International Holdings Limited (巨騰國際控股有限公司), Far East Horizon Limited (遠東宏信有限公司), Poly Culture Group Corporation Limited (保利文化集團股份有限公司), Yida China Holdings Limited (億達中國控股有限公司), Huobi Technology Holdings Limited (火幣科技控股有限公司) and Peijia Medical Limited (沛嘉醫療有限公司), all of which are companies listed on The Stock Exchange of Hong Kong Limited (the "Stock Exchange"). Mr. Yip graduated from The University of Hong Kong with a bachelor's degree in social sciences in 1987. He also holds a bachelor's degree in laws from the University of London. Mr. Yip is a fellow of the Association of Chartered Certified Accountants, and a member of the Hong Kong Institute of Certified Public Accountants and the Chinese Institute of Certified Public Accountants.

WU Min

Dr. Wu, aged 50, was appointed as an Independent Non-Executive Director of the Company in December 2010. Previously, Dr. Wu was an assistant professor at The Hong Kong University of Science & Technology Business School and The University of Hong Kong School of Business. Dr. Wu has been teaching International Accounting Standards, US Generally Accepted Accounting Principles and Chinese Accounting Standards. Her academic research achievements in identifying US accounting restatements and frauds were reported by various media, including the Wall Street Journal, New York Times, Business Week, Fortune, CNN, etc. Dr. Wu used to cooperate with major accounting firms and the Public Company Accounting Oversight Board (US) in conducting research in the areas of accounting manipulation and frauds by US listed companies. She also provides professional interpretation and analysis services for investment funds on accounting standards and on listed companies' financial statements. Dr. Wu graduated from the Peking University with a bachelor's degree in Economics in 1994 and obtained a master's degree in Economics from the Tufts University in 1996 and a Ph.D. in Accounting from the Stern School of Business, New York University in 2003.

李文晉

李先生，58歲，為本公司執行董事及本公司多間附屬公司董事。彼負責本公司的風險管理及財務管理。彼自二零零零年四月起亦出任百富科技的董事，負責監察百富科技的營運。李先生於投資及行政事務擁有逾30年經驗。李先生於一九九七年八月至二零零五年五月擔任高陽信息產品服務有限公司（「高陽信息」）（一家進行一般買賣及提供諮詢服務的香港公司）的董事。高陽信息於二零零二年至二零零三年向百富科技提供諮詢服務。李先生亦自一九九九年八月起擔任高陽有限公司的董事總經理，並自二零零一年六月起出任高陽科技（中國）有限公司（「高陽」）的執行董事，而高陽則為本公司的控股股東。彼亦獲委任為高陽有限公司及高陽以及兩者的若干附屬公司的執行董事。彼於一九九九年加入高陽有限公司前，曾在中國及香港多家公司工作，包括於一九九四年至一九九五年在北京方正奧德負責投資及行政事務。李先生於一九八九年獲北京大學頒授法律碩士學位。彼於二零一零年二月獲委任為本公司執行董事。

獨立非執行董事

葉偉明

葉先生，56歲，於二零一零年十二月獲委任為本公司獨立非執行董事。葉先生目前為巨騰國際控股有限公司、遠東宏信有限公司、保利文化集團股份有限公司、億達中國控股有限公司、火幣科技控股有限公司及沛嘉醫療有限公司的獨立非執行董事，所有上述公司均於香港聯合交易所有限公司（「聯交所」）上市。葉先生在一九八七年畢業於香港大學，持有社會科學學士學位。彼亦持有倫敦大學法律學士學位。葉先生為特許公認會計師公會資深會員及香港會計師公會及中國註冊會計師協會會員。

吳敏

吳博士，50歲，於二零一零年十二月獲委任為本公司的獨立非執行董事。吳博士之前為香港科技大學商學院和香港大學商學院助理教授。吳博士一直教授國際會計準則、美國公認會計準則及中國會計準則。其於識別美國會計重列及欺詐的學術研究成果獲華爾街日報、紐約時報、商業周刊、財富、CNN等多家媒體報道。吳博士過去曾與主要會計公司及美國上市公司會計監察委員會合作研究美國上市公司的會計操縱及欺詐領域。彼亦為投資資金提供有關會計準則及上市公司財務報表的專業詮釋及分析服務。吳博士於一九九四年畢業於北京大學，獲經濟學士學位，及於一九九六年獲塔夫斯大學頒授經濟碩士學位，並於二零零三年獲紐約大學Stern School of Business頒授會計博士學位。



Directors and Senior Management 董事及高級管理層

MAN Kwok Kuen, Charles

Mr. Man, aged 63, was appointed as an Independent Non-Executive Director of the Company in December 2010. Mr. Man graduated from The University of Hong Kong with a bachelor's degree in laws in 1981. Mr. Man was admitted as a solicitor in Hong Kong in 1984 and has practised as a solicitor at Joseph S. C. Chan & Co. (formerly known as Chan and Lo) in Hong Kong since then. He is currently a partner of Joseph S.C. Chan & Co.

SENIOR MANAGEMENT

LUO Shaowen

Mr. Luo, aged 53, is the executive vice president and chairman of Pax Technology (Shenzhen). He is responsible for the research and development management of the Company's smart electronic payment point-of-sale terminals ("E-payment Terminals") products and supply chain business (procurement production, quality management and information technology) and oversees the finance of the operations in Shenzhen and construction matters. Mr. Luo graduated from Wuhan University with a bachelor's degree in economic management. Mr. Luo has over 20 years of experience in the card payment industry and over 15 years of experience in financial administration and supply chain management. He joined Pax Technology (Shenzhen) in December 2004 as the chief financial officer. Prior to joining the Group, Mr. Luo served various management positions in Beijing Order and Beijing Hi Sun Electric Power Information Technology Limited.

CHEUNG Shi Yeung

Mr. Cheung, aged 38, is the Chief Financial Officer and one of the joint company secretaries of the Company (the "Company Secretary(ies)"). He joined the Group in October 2016 and is responsible for overseeing the business development, finance, compliance, merger and acquisition, and investor relations of the Group. Mr. Cheung graduated from The Chinese University of Hong Kong with a bachelor's degree in Business Administration in 2006 and obtained a master's degree in Business Administration jointly from Columbia University, United States, London Business School, United Kingdom and The University of Hong Kong in 2021. Mr. Cheung has over 15 years of financial and accounting related experience. He is a member of the Hong Kong Institute of Certified Public Accountants and an associate of The Chartered Institute of Management Accountants. Prior to joining the Group, Mr. Cheung worked for an international public accountancy firm and was involved in a number of audit and assurance, capital market transaction and advisory projects advising corporate clients including listed companies and conglomerates worldwide.

文國權

文先生，63歲，於二零一零年十二月獲委任為本公司獨立非執行董事。文先生於一九八一年畢業於香港大學，獲法學學士學位。文先生於一九八四年成為香港律師，自此一直在香港的陳順祖、文國權、潘慧妍律師行（前稱Chan and Lo）執業。彼目前為陳順祖、文國權、潘慧妍律師行的合夥人。

高級管理層

羅韶文

羅先生，53歲，為百富科技（深圳）的常務副總裁及董事長。彼負責公司智能電子支付銷售點終端（「電子支付終端」）產品的研發管理及供應鏈業務（採購生產、質量管理及資訊科技），並監察在深圳營運的財務及建設項目。羅先生畢業於武漢大學，獲經濟管理學士學位。羅先生於卡支付行業擁有逾20年經驗，及於財務管理及供應鏈管理方面擁有逾15年經驗。彼於二零零四年十二月加入百富科技（深圳）擔任財務總監。羅先生於加入本集團前，曾在北京方正奧德及北京高陽萬為電力信息技術有限公司擔任多個管理職位。

張仕揚

張先生，38歲，為本公司的首席財務官及本公司聯席公司秘書（「公司秘書」）之一。彼於二零一六年十月加入本集團，並負責監督本集團業務發展、財務、合規、併購以及投資者關係事宜。張先生於二零零六年畢業於香港中文大學，持有工商管理學士學位，及於二零二一年獲得美國哥倫比亞大學、英國倫敦商學院及香港大學聯合頒授的工商管理碩士學位。張先生擁有逾15年財務及會計相關經驗。彼為香港會計師公會之會員及特許管理會計師公會之會員。於加入本集團前，張先生任職於一間國際會計師事務所，並參與多項審計及鑒證、資本市場交易及諮詢項目，為全球各地上市公司及企業集團等公司客戶提供意見。

Chairman's Statement

主席報告



Dear Shareholders,

On behalf of the board of Directors (the "Board") of PAX Global Technology Limited ("PAX" or "the Company", together with its subsidiaries, the "Group"), I am pleased to present the annual report of the Group for the year ended 31 December 2021.

FINANCIAL RESULTS

For the year under review, the Group's revenue, profit for the year, profit for the year attributable to the owners of the Company and the proposed final dividend have achieved record highs.

The Group's revenue amounted to HK\$7,196.0 million in 2021, representing an increase of 27.3% compared to HK\$5,650.6 million in 2020. All regions recorded growth, especially in the United States of America and Canada ("USCA") and Europe, the Middle East and Africa ("EMEA"). The growth was mainly driven by the increase in market penetration and sales of Android payment terminals.

In 2021, profit for the year was HK\$1,092.2 million, representing an increase of 20.8% compared to HK\$903.9 million in 2020. Profit for the year attributable to the owners of the Company was HK\$1,083.8 million, representing an increase of 20.4% as compared to HK\$900.1 million in 2020. Basic earnings per share for the year was 98.9 HK cents (2020: 82.8 HK cents).

The Board has recommended to declare a final dividend of HK\$0.15 per ordinary share (2020: HK\$0.10) for the year ended 31 December 2021, amounting to a total of approximately HK\$162,855,000 (2020: HK\$109,414,000) (assuming no change in the number of shares in issue on or before the record date for determining the entitlement of final dividend) subject to the approval of the shareholders at the forthcoming annual general meeting of the Company.

各位股東：

本人謹代表百富環球科技有限公司（「百富」或「本公司」，連同其附屬公司統稱「本集團」）董事會（「董事會」），欣然提呈本集團截至二零二一年十二月三十一日止年度的年報。

財務業績

於回顧年度，本集團收入、年度溢利、本公司的持有人應佔年度溢利及建議末期股息均錄得歷史新高。

本集團收入於二零二一年達7,196.0百萬港元，較二零二零年的5,650.6百萬港元增加27.3%。所有業務地區均錄得增長，特別是在美國與加拿大（「USCA」）及歐洲、中東及非洲（「EMEA」）。其增長主要由於市場滲透度及安卓電子支付終端銷售提升。

於二零二一年，年度溢利達1,092.2百萬港元，較二零二零年的903.9百萬港元上升20.8%。本公司的持有人應佔年度溢利為1,083.8百萬港元，較二零二零年的900.1百萬港元上升20.4%。本年度每股基本盈利為98.9港仙（二零二零年：82.8港仙）。

董事會已建議宣派截至二零二一年十二月三十一日止年度之末期股息每股普通股0.15港元（二零二零年：0.10港元），總金額約為162,855,000港元（二零二零年：109,414,000港元）（假設已發行股份數目於為釐定末期股息之權利的記錄日期或之前概無變動），須經本公司即將舉行的股東周年大會上批准。



Chairman's Statement

主席報告

OUTLOOK

In 2021, the COVID-19 pandemic continued to hit economies across the world. In the face of such tough times, PAX has managed to turn these challenges into opportunities and driving forces for business development. The world is shifting towards an increasingly cashless society under the pandemic. Bricks-and-mortar merchants have accelerated their pace of digital transformation, further releasing the perceived value of deploying smart payment terminals. Demand for PAX Android smart payment terminals continues in a high-growth trajectory. Thanks to closer partnerships with acquiring banks and payment service providers ("PSPs") across all global regions, PAX continued to help merchants enhance their digital resilience and grasp the opportunities presented by the new normal in the post-pandemic era.

As the international leader in the global payment terminal industry, PAX has been leading the market trend and security upgrade of payment terminal technology. Over the past two decades, the Group has consistently invested in research and development ("R&D"), delivering superior product innovation for customers in over 120 countries, with particular emphasis in recent years on bringing new-generation Android smart payment terminals and further enhancing the powerful PAXSTORE platform.

In the pursuit of product innovation, security is always the top priority for the Group. There is a rigorous security management system in place at PAX, which consists of a range of security controls implementing in the areas of operations and maintenance security in the system architecture, network security, data protection, privacy compliance and etc. The Group has attained the ISO/IEC 27001:2013 certification, which is internationally recognised as the most authoritative and widely adopted information security management system standard. PAX payment terminal portfolio and services are certified to comply with the security standards of the Payment Card Industry ("PCI") Security Standards Council, which are the world's most stringent data security standards in the industry. With product innovation and expertise of reaching international security standards, the Group has become a reliable partner of mainstream international and regional acquiring banks and payment service providers.

In 2021, sales of Android smart payment terminals fueled the PAX's impressive results in multiple international markets. The Group's revenue growth increasing by 27.3% year-on-year to HK\$7,196.0 million, of which sales of Android smart terminals grew by 77.5% to HK\$3,230.4 million. To enhance shareholder value, the Group also conducted multiple share buybacks during the year, with an aggregate of 13.2 million ordinary shares repurchased at an aggregate consideration of approximately HK\$86.6 million.

前景

二零二一年，新型冠狀病毒持續為各國經濟帶來影響，在此艱難的時刻，百富將這些挑戰化為業務發展機遇和動力。在疫情下，全球無現金化走得更遠，實體店商戶正加快數碼轉型的步伐，進一步釋放智能支付終端的應用價值，而市場對百富安卓智能終端的需求持續高速增長。百富與全球各區的收單機構及支付服務商更緊密的合作下，繼續助力商戶提升數位化應變能力，把握後疫情時代下新常態帶來的機遇。

作為全球電子支付終端行業的國際領先者，百富一直引領支付終端技術的發展趨勢和安全升級。在過去二十年來，本集團對研發投入持之以恆，為超過一百二十個國家的客戶提供卓越的創新產品，而近年重點聚焦研發新一代安卓智能支付終端，以及進一步提升強大的PAXSTORE平台。

在追求產品創新的同時，本集團一直將安全放在首位。百富擁有嚴格的安全管理體系，在系統架構運維安全、網路安全、數據保護和隱私合規等領域實施一系列安全管控措施。本集團獲得ISO/IEC 27001:2013認證，是國際公認的最權威及應用最廣泛的信息安全管理體系標準。百富旗下的支付終端產品及服務均獲得支付卡行業（「PCI」）安全標準委員會認證，屬於行業內全球最嚴格的數據安全標準。憑藉產品創新及具備國際化安全標準的實力，本集團已成為國際及區域主流收單銀行、支付服務商的可靠合作夥伴。

二零二一年，在安卓智能終端銷售的帶動下，百富在多個國際市場取得令人亮眼的業績。集團收入錄得27.3%的增長至7,196.0百萬港元，當中安卓智能終端的銷售上升77.5%至3,230.4百萬港元。為提升股東價值，本集團於年內進行多次股份回購，回購合共13.2百萬股普通股，總計代價約為86.6百萬港元。

Chairman's Statement

主席報告



Looking at performance across each of the Group's various global regions, in Latin America and the Commonwealth of Independent States ("LACIS") PAX continued to maintain its market-leading position thanks to a number of strategic partnerships and a wide product offering. PAX successfully launched the world's first Android smart PayPhone in Brazil during the year.

In Europe, the Middle East and Africa ("EMEA"), a major deployment of Android smart terminals is underway, with PAX achieving success in numerous markets with its A-series Android portfolio. In Europe, the Group maintained a robust growth momentum and secured more market share in Italy, the United Kingdom, Germany, Poland, France and Greece. In the Middle East and Africa, PAX achieved significant sales growth in Saudi Arabia, Egypt and Nigeria, whilst more market share was secured as regional acquiring banks in the GCC (Gulf Cooperation Council) countries and North Africa took up deployment of Android smart terminals.

In the Asia Pacific region ("APAC"), PAX recorded excellent performance in many markets. In India, PAX managed to successfully establish itself as the leading brand for electronic payment terminals in just a few years, while in other key markets such as South Korea, Malaysia and Thailand, PAX achieved positive growth during the year, attributing to ongoing investment in product and software certification, as well as the expansion of sales channel network.

In the United States and Canada ("USCA"), sales of PAX Android products grew significantly compared to 2020. More independent sales organisations ("ISOs") deployed PAX terminals across North America, as the popularity of contactless payment continues to increase and the value of Android payment terminals is increasingly appreciated by restaurants, retailers and other merchant categories.

Looking ahead, the world's payment terminal market is experiencing unprecedented changes under the new normal, whether large-scale chain retailers or small and medium-sized businesses are becoming more enthusiastically appealed to digitalisation, presenting new opportunities for the novel Android-based technology solutions. Acquiring banks and PSPs all over the world are accelerating the deployment of modern payment terminals with merchants and retailers.

縱觀本集團全球各個地區的業績，在拉丁美洲和獨聯體國家（「LACIS」），受惠多項戰略合作及豐富的产品系列，百富繼續穩居市場領先地位。年內，百富在巴西推出了全球首款安卓智能手機支付終端PayPhone。

在歐洲、中東及非洲（「EMEA」），大規模的安卓智能終端部署正在進行，百富憑藉其A系列安卓產品線在多個市場取得成功。在歐洲，本集團保持強勁的增長勢頭，並於意大利、英國、德國、波蘭、法國和希臘取得更多市場份額。在中東及非洲，百富於沙特阿拉伯、埃及和尼日利亞實現可觀的銷售增長，與此同時，隨著海灣合作委員會（GCC）地區多個國家及北非的收單銀行陸續部署百富安卓智能終端，百富取得更多市場份額。

在亞太區（「APAC」），百富在多個市場取得長足的表現。在印度，百富在短短幾年間已位居當地領先位置，成為當地第一大電子支付終端供應商。在其他重點亞太市場如南韓、馬來西亞和泰國，百富持續加大產品認證及銷售渠道拓展的投入，年內亦取得良好的增長勢態。

在美國與加拿大（「USCA」），百富的安卓產品銷售額較二零二零年大幅增長。隨著非接觸式支付不斷普及，以及安卓支付終端的價值越來越受到餐廳、零售商和其他商戶群的重視，更多獨立銷售機構已經在北美部署百富終端。

展望未來，全球支付終端市場在新常態下正經歷前所未有的變化，不論是大型連鎖零售商或者中小商戶更積極擁抱數碼化，嶄新的安卓終技術解決方案迎來新機遇，各地的收單銀行及支付服務商正與商戶和零售商加快新型電子支付終端的部署。



Chairman's Statement 主席報告

Customers, partners and suppliers have always expressed utmost confidence in PAX. Thanks to PAX's solid business foundation and strong financials, as well as our innovative product portfolio and loyal customer base, the Group is equipped with enterprise-wide resilience and strong risk management capabilities to navigate the diverse challenges and capture new opportunities, thereby maintaining the solid leading position in the world. PAX will continue to prioritise R&D investment in Android smart terminals and the PAXSTORE platform, as well as devote more resources to payment terminal certification, software testing, penetration testing and other stringent security-related control measures, thereby delivering innovative and secure electronic payment terminals and software solutions for global customers.

ACKNOWLEDGEMENT

On behalf of the Board, I would like to take this opportunity to express my utmost gratitude to the directors of the company, management team and employees for their unrelenting dedication. In the face of multiple challenges, our people have consistently demonstrated a strong ability to adapt and collaborative spirit. I would also like to express my sincere gratitude to our customers, suppliers, business partners and shareholders for their long-term trust and support in PAX.

Nie Guoming
Chairman

Hong Kong, 23 March 2022

客戶、合作夥伴及供應商一直對百富充滿信心。憑藉百富紮實的業務根基和雄厚的資本實力，以及創新的產品和忠實的客戶群，本集團具備充足的韌性及和強勁的風險管理能力去應對各種考驗，並抓緊新的發展機遇，穩居國際領先位置。百富將繼續以安卓智能終端及PAXSTORE平台為研發主調，並投放更多資源在支付終端認證、軟件測試、滲透測試，以及其他嚴格的安全相關控制措施，為全球客戶打造創新及安全的電子支付終端和軟件解決方案。

鳴謝

本人藉此機會代表董事會向所有不懈努力的集團董事、管理層和全體員工致以最衷心的謝意。面對當前各種挑戰，各位展現了強大的應變能力和協作精神。本人亦向各客戶、供應商、業務夥伴及股東對百富的長期予以的信任和 support 表示誠摯的感謝。

主席
聶國明

香港，二零二二年三月二十三日

Management Discussion and Analysis

管理層之討論與分析

FINANCIAL REVIEW

The key financial figures are extracted as follows:

		For the year ended 31 December 截至十二月三十一日止年度		
		2021 二零二一年	2020 二零二零年	
		HK\$'000 千港元	HK\$'000 千港元	+ / (-)
Revenue	收入	7,195,982	5,650,619	+27.3%
Gross profit	毛利	2,827,197	2,337,309	+21.0%
Other income	其他收入	96,315	77,838	+23.7%
Selling expenses	銷售開支	(716,234)	(499,321)	+43.4%
Administrative expenses	行政費用	(958,185)	(781,456)	+22.6%
Net impairment losses on financial assets	金融資產之減值淨虧損	(21,580)	(65,083)	-66.8%
Profit before income tax	除所得稅前溢利	1,274,447	1,052,841	+21.0%
Income tax expense	所得稅開支	(182,205)	(148,991)	+22.3%
Profit for the year	年度溢利	1,092,242	903,850	+20.8%
Profit attributable to the owners of the Company	本公司持有人應佔溢利	1,083,774	900,123	+20.4%
Research and development costs (included in administrative expenses)	研發成本 (包括在行政費用內)	(512,119)	(460,772)	+11.1%

		As at 31 December 於十二月三十一日		
		2021 二零二一年	2020 二零二零年	
		HK\$'000 千港元	HK\$'000 千港元	+ / (-)
Total current assets	流動資產總值	7,790,106	6,955,116	+12.0%
Total non-current assets	非流動資產總值	1,031,172	681,943	+51.2%
Total assets	資產總值	8,821,278	7,637,059	+15.5%
Total current liabilities	流動負債總額	2,263,543	1,954,319	+15.8%
Total non-current liabilities	非流動負債總額	101,179	109,168	-7.3%
Total liabilities	負債總額	2,364,722	2,063,487	+14.6%
Net current assets	流動資產淨值	5,526,563	5,000,797	+10.5%
Total equity	權益總額	6,456,556	5,573,572	+15.8%

財務回顧

主要財務數據摘錄如下：

		As at 31 December 於十二月三十一日		
		2021 二零二一年	2020 二零二零年	
		HK\$'000 千港元	HK\$'000 千港元	+ / (-)
Total current assets	流動資產總值	7,790,106	6,955,116	+12.0%
Total non-current assets	非流動資產總值	1,031,172	681,943	+51.2%
Total assets	資產總值	8,821,278	7,637,059	+15.5%
Total current liabilities	流動負債總額	2,263,543	1,954,319	+15.8%
Total non-current liabilities	非流動負債總額	101,179	109,168	-7.3%
Total liabilities	負債總額	2,364,722	2,063,487	+14.6%
Net current assets	流動資產淨值	5,526,563	5,000,797	+10.5%
Total equity	權益總額	6,456,556	5,573,572	+15.8%



Management Discussion and Analysis

管理層之討論與分析

For the year ended 31 December

截至十二月三十一日止年度

2021 2020
二零二一年 二零二零年 +/(-)

PER SHARE (IN HK\$)	每股 (港元)			
Earnings per share for the profit attributable to the owners of the Company	本公司持有人應佔溢利的每股盈利			
- Basic	—基本	0.989	0.828	+19.4%
- Diluted	—攤薄	0.957	0.823	+16.3%

For the year ended

31 December

截至十二月三十一日止年度

2021 2020

二零二一年 二零二零年

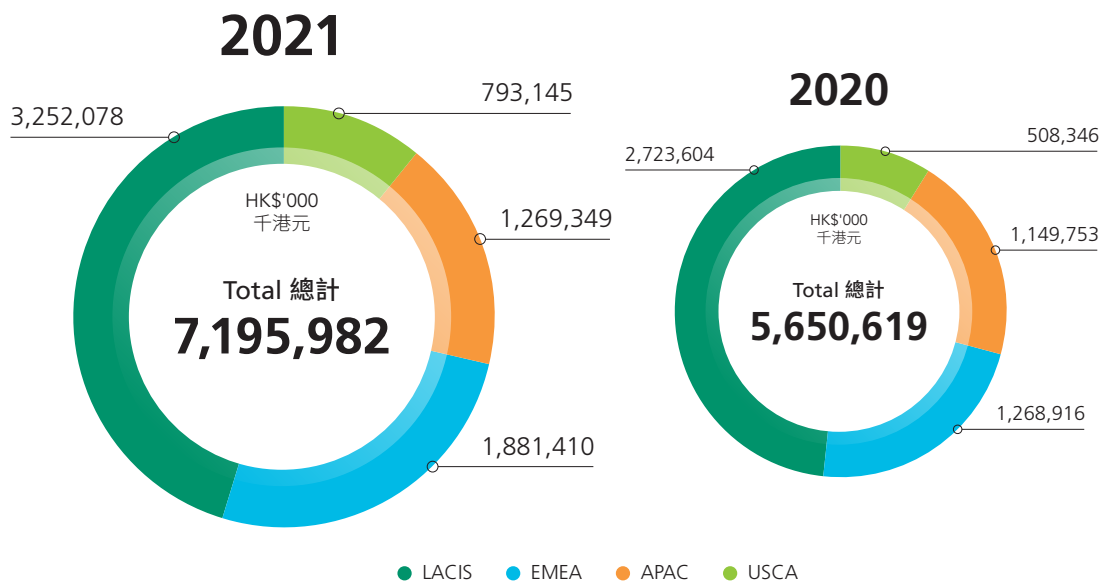
FINANCIAL RATIOS	財務比率		
Gross profit margin	毛利率	39.3%	41.4%
Net profit margin	淨利潤率	15.2%	16.0%

Revenue

收入

i) Sales by Geographical Region

i) 按地區銷售額



Management Discussion and Analysis

管理層之討論與分析



		For the year ended 31 December 截至十二月三十一日止年度		
		2021 二零二一年 HK\$'000 千港元	2020 二零二零年 HK\$'000 千港元	+ / (-)
Latin America and the Commonwealth of Independent States ("LACIS")	拉丁美洲和獨聯體國家 (「LACIS」)	3,252,078	2,723,604	+19.4%
Europe, the Middle East and Africa ("EMEA")	歐洲、中東及非洲 (「EMEA」)	1,881,410	1,268,916	+48.3%
Asia Pacific Region ("APAC")*	亞太區 (「APAC」)*	1,269,349	1,149,753	+10.4%
United States of America and Canada ("USCA")	美國與加拿大 (「USCA」)	793,145	508,346	+56.0%
Total	總額	7,195,982	5,650,619	+27.3%

* Revenue generated from the China market (excluding Hong Kong, Macau and Taiwan) of HK\$243.4 million for the year ended 31 December 2021 (2020: HK\$323.4 million) was grouped under the sales of APAC region.

Revenue increased by 27.3% to HK\$7,196.0 million for the year ended 31 December 2021 from HK\$5,650.6 million for the year ended 31 December 2020. All regions recorded growth, especially the USCA and EMEA regions. The increase was mainly driven by the increase in market penetration and sales of Android payment terminals.

* 截至二零二一年十二月三十一日止年度，來自中國市場（香港、澳門及台灣除外）的收入243.4百萬港元（二零二零年：323.4百萬港元）已納入亞太區銷售。

收入由截至二零二零年十二月三十一日止年度的5,650.6百萬港元增加27.3%至截至二零二一年十二月三十一日止年度的7,196.0百萬港元。所有業務地區均錄得增長，特別是USCA及EMEA地區。其增長主要由於市場滲透度及安卓電子支付終端銷售提升。



Management Discussion and Analysis

管理層之討論與分析

ii) Sales by Product Category

ii) 按產品分類銷售額

		For the year ended 31 December 截至十二月三十一日止年度		
		2021 二零二一年	2020 二零二零年	
		HK\$'000 千港元	HK\$'000 千港元	+ / (-)
Sales of E-payment Terminals products	銷售電子支付終端產品	7,015,249	5,532,211	+26.8%
Provision of services	提供服務	180,733	118,408	+52.6%
Total	總額	7,195,982	5,650,619	+27.3%

Sales of E-payment Terminals products

E-payment Terminals products include Android smart E-payment solutions (A-series), Android smart electronic cash register solutions (E-series), unattended solutions (IM-series & SK-series), Android smart PayPhone and PayTablet solutions (M-series), classic E-payment solutions and other accessory items.

Revenue from the sales of E-payment Terminals products increased by 26.8% to HK\$7,015.2 million for the year ended 31 December 2021 from HK\$5,532.2 million for the year ended 31 December 2020. The increase was mainly due to the increase in sales of Android smart terminals across different regions during the year.

Provision of services

Services income mainly consists of the income generated from the provision of maintenance and installation services and the payment solutions services, e.g. SaaS (Software as a Service) solutions.

Revenue from provision of services increased by 52.6% to HK\$180.7 million for the year ended 31 December 2021 from HK\$118.4 million for the year ended 31 December 2020. The increase in revenue from provision of services was mainly due to the growth in revenue generated from SaaS solutions.

銷售電子支付終端產品

電子支付終端產品包括安卓智能電子支付解決方案 (A系列)、安卓智能管理及支付解決方案 (E系列)、自助服務解決方案 (IM系列及SK系列)、安卓智能手機及平板支付解決方案 (M系列)、傳統電子支付解決方案及其他配件。

銷售電子支付終端產品的收入由截至二零二零年十二月三十一日止年度的5,532.2百萬港元上升26.8%至截至二零二一年十二月三十一日止年度的7,015.2百萬港元。收入增加主要由於年內安卓智能終端在不同地區的銷售額上升。

提供服務

服務收入主要包括提供維護及安裝服務及支付解決方案服務 (例如：SaaS (軟件即服務) 解決方案) 所產生的收入。

提供服務收入由截至二零二零年十二月三十一日止年度的118.4百萬港元上升52.6%至截至二零二一年十二月三十一日止年度的180.7百萬港元。提供服務所產生的收入的增長主要由於來自SaaS解決方案收入增加。

Management Discussion and Analysis

管理層之討論與分析



Gross Profit Margin

Gross profit margin for the year ended 31 December 2021 was 39.3%, representing a decrease of 210 basis points as compared to 41.4% for the year ended 31 December 2020. The decrease was mainly driven by the increase in costs as a result of the appreciation of Renminbi (“RMB”) and the increase in the price of certain raw materials.

Other Income

Other income comprises primarily interest income, government subsidies and value-added tax refund. It increased by 23.7% to HK\$96.3 million for the year ended 31 December 2021 from HK\$77.8 million for the year ended 31 December 2020, mainly due to the increase in government subsidies.

Selling Expenses

Selling expenses increased by 43.4% to HK\$716.2 million for the year ended 31 December 2021 from HK\$499.3 million for the year ended 31 December 2020. The growth was mainly driven by the increase in sales commission and employee benefit expenses of sales staff.

Administrative Expenses

Administrative expenses increased by 22.6% to HK\$958.2 million for the year ended 31 December 2021 from HK\$781.5 million for the year ended 31 December 2020. The increase was mainly due to the increase in employee benefit expenses of administrative and R&D staff.

Net Impairment Losses on Financial Assets

The Group recognised a net impairment loss on financial assets of HK\$21.6 million and HK\$65.1 million for the years ended 31 December 2021 and 2020 respectively. The amount recognised consisted of the expected credit losses assessed on both individual and collective basis.

Profit for the Year and Profit Attributable to the Owners of the Company

As a result of the foregoing, profit for the year was HK\$1,092.2 million, representing an increase of 20.8% compared to HK\$903.9 million in 2020. In 2021, profit for the year attributable to the owners of the Company was HK\$1,083.8 million, representing an increase of 20.4% as compared to HK\$900.1 million in 2020.

毛利率

截至二零二一年十二月三十一日止年度的毛利率為39.3%，較截至二零二零年十二月三十一日止年度41.4%下降210基點。下降主要由於人民幣升值及若干原材料價格上升所致的成本上升。

其他收入

其他收入主要包括利息收入、政府補貼及增值稅退稅。其他收入由截至二零二零年十二月三十一日止年度的77.8百萬港元增加23.7%至截至二零二一年十二月三十一日止年度的96.3百萬港元，主要由於政府補貼增加。

銷售開支

銷售開支由截至二零二零年十二月三十一日止年度的499.3百萬港元增加43.4%至截至二零二一年十二月三十一日止年度的716.2百萬港元。增幅主要來自銷售佣金及銷售人員的僱員福利開支的上升。

行政費用

行政費用由截至二零二零年十二月三十一日止年度的781.5百萬港元增加22.6%至截至二零二一年十二月三十一日止年度的958.2百萬港元，其增加主要由於行政及研發人員的僱員福利開支增加。

金融資產之減值淨虧損

本集團於二零二一年及二零二零年十二月三十一日止年度分別確認金融資產之減值淨虧損21.6百萬港元及65.1百萬港元。所確認之金額包括以個別及共同基準計量之預期信貸虧損。

年度溢利及本公司持有人應佔溢利

由於以上所述，年度溢利為1,092.2百萬港元，較二零二零年的903.9百萬港元上升20.8%。於二零二一年，本公司持有人應佔年度溢利為1,083.8百萬港元，較二零二零年的900.1百萬港元上升20.4%。



Management Discussion and Analysis

管理層之討論與分析

Other Events

Construction Contracts for the PAX Smart Terminals Industrial Park Project

On 20 July 2021, a wholly-owned subsidiary of the Company entered into two construction contracts with an independent third party company in relation to the construction works of the PAX Smart Terminals Industrial Park Project for the consideration of approximately RMB417.4 million (equivalent to approximately HK\$501.4 million) (tax exclusive and subject to adjustments). The transactions contemplated under the construction contracts constituted a discloseable transaction of the Company under Chapter 14 of the Rules Governing the Listing of Securities on the Stock Exchange (“Listing Rules”). For details, please refer to the announcement of the Company dated 20 July 2021.

Independent Investigation of PAX Terminals by Unit 42, Search Warrant against Pax US and Media Reports

On 14 December 2021, the Company published an announcement on the results of an independent investigation on the network communications of PAX Terminals conducted by Unit 42 by Palo Alto Networks, Inc. (“Unit 42”), an independent third-party, that no malicious traffic or events had been identified in the network traffic activity reviewed. The investigation was commissioned in response to the court-authorized search conducted at the Florida office and warehouse of Pax Technology, Inc. (“Pax US”), a wholly-owned subsidiary of the Company, by officers from the Federal Bureau of Investigation and the Customs and Border Protection of the U.S. (the “Incident”) on 26 October 2021 and certain media reports (the “Media Reports”) containing statements regarding PAX terminals, to which the Company had also provided clarification by way of announcement published on 29 October 2021. For details, please refer to the announcements of the Company dated 14 December 2021 and 29 October 2021.

To the best knowledge of the Directors, there has been no development in relation to the Incident since the announcement of the Company dated 14 December 2021, and no material financial impact on the Group in respect of the Incident and the Media Reports.

Liquidation of Shanghai Kashuo

Reference is made to the announcement of the Company dated 16 November 2017 and the relevant disclosure in the Company’s 2017 annual report concerning Shanghai New Kashuo Information Technology Company Limited (“Shanghai Kashuo”) and its subsidiaries.

In July 2018, a court of competent jurisdiction in Shanghai rendered a civil ruling in acceptance of Shanghai Kashuo’s application for bankruptcy liquidation in accordance with the Enterprise Bankruptcy Law of the People’s Republic of China. As at 31 December 2021, the liquidation process of Shanghai Kashuo was still underway. Should Shanghai Kashuo liquidate, the Group is expected to recognise a potential gain of up to approximately HK\$60 million in reversal of its existing liabilities.

其他事項

百富智能終端產業園項目建築工程施工合同

於二零二一年七月二十日，本公司一家全資附屬公司與一家獨立第三方公司就百富智能終端產業園項目建築工程簽訂了兩份建築工程施工合同，代價約為人民幣417.4百萬元（相當於約為501.4百萬港元）（不含稅及可能作出調整）。根據聯交所證券上市規則（「上市規則」）第十四章的規定，建築工程施工合同項下擬進行的交易構成本公司的須予披露交易。詳情請參閱本公司日期為二零二一年七月二十日的公告。

Unit 42對百富終端的獨立調查、針對Pax US的搜查令及媒體報導

於二零二一年十二月十四日，本公司已刊發關於獨立第三方Palo Alto Networks, Inc.旗下Unit 42團隊（「Unit 42」）對百富終端的網絡通信進行的獨立調查結果的公告，並指出經審查網絡流量活動並無發現惡意流量或事件。委託進行該調查是為了回應美國聯邦調查局及海關及邊境保護局的官員於二零二一年十月二十六日對本公司的全資附屬公司Pax Technology, Inc.（「Pax US」）的佛羅里達辦事處及倉庫進行的法院授權的搜查（「事件」）及若干包含對百富終端的陳述的媒體報導（「媒體報導」）。就此，本公司亦於二零二一年十月二十九日刊登公告以作澄清。詳情請參閱本公司日期為二零二一年十二月十四日及二零二一年十月二十九日的公告。

就董事所深知，自本公司日期為二零二一年十二月十四日之公告以來並無有關該事件的進展，有關事件及媒體報導對本集團並無產生任何重大財務影響。

上海卡說清盤

謹此提述本公司於二零一七年十一月十六日之公佈及本公司二零一七年年報有關上海新卡說信息技術有限公司（「上海卡說」）及其附屬公司之相關披露。

於二零一八年七月，上海一所擁有適當管轄權的法院根據《中華人民共和國企業破產法》作出了民事裁定，接受上海卡說的破產清算申請。於二零二一年十二月三十一日，上海卡說的清算程序正在進行中。若上海卡說清盤，本集團預期將確認不多於約60百萬港元的潛在收益，以撥回其現有負債。



Management Discussion and Analysis

管理層之討論與分析

Market Analysis and Industry Trends

While the COVID-19 pandemic continued to hit economies across the world in 2021, it also acted as a powerful catalyst in the development of electronic payments. The global economy is accelerating towards an increasingly cashless society, with the adoption of electronic payments becoming stronger than ever. According to the World Payments Report released in 2021, non-cash transactions are expected to grow at a compound annual growth rate (“CAGR”) of 18.9% between 2021 and 2025, reaching 1,842 billion in volume by 2025. Industries such as retail and catering are accelerating the deployment of modern generation Android payment terminals to adapt swiftly to the new normal.

Faced with unprecedented global demand for innovative electronic payment solutions, PAX has successfully embraced the opportunities presented, strengthening partnerships with acquiring banks, payment service providers (“PSPs”) and independent sales organisations (“ISOs”) all over the world. Thanks to our distinct competitive edges in terms of innovative product portfolio and superior supply chain management, the Group has secured even more orders and garnered further client recognition. In 2021, the Group achieved record-high revenue and profit for the year, surging by 27.3% and 20.8% respectively. Sales growth in the USCA and EMEA regions were particularly impressive, surging by 56.0% and 48.3% respectively, while PAX continued to expand in other global regions such as the Asia Pacific and Latin America.

Android smart terminals and PAXSTORE deliver intelligent value

As a leading international enterprise specialising in payment terminals, product innovation, high-quality products and above all security continue to be the cornerstone of PAX’s enterprise philosophy. There is a rigorous security management system in place at PAX, which consists of a range of security controls implementing in the areas of operations and maintenance security in the system architecture, network security, data protection, privacy compliance and etc. The Group has attained the ISO/IEC 27001:2013 certification, which is internationally recognised as the most authoritative and widely adopted information security management system standard. PAX payment terminal portfolio and services are certified to comply with the international security standards of the Payment Card Industry (“PCI”) and Europay, Mastercard, Visa (“EMV”) requirements, and many other standards, laws and mandatory regulations in countries and regions worldwide. With product innovation and expertise of reaching international security standards, PAX has become a trusted partner of many acquiring banks and PSPs around the world over the years.

市場分析及行業趨勢

在二零二一年，縱然新型冠狀病毒疫情持續對世界各國造成重大影響，亦成為發展電子支付的催化劑，全球經濟正加快步入無現金社會，電子支付的普及程度更超越過往的歷史水平。根據二零二一年發表的全球支付報告 (World Payments Report)，非現金交易量預期於二零二一年至二零二五年的複合年增長率為18.9%，並將於二零二五年達到18,420億筆的水平。零售及餐飲等行業正在加快部署新型的安卓支付終端，以迅速適應新常態。

面對全球對創新電子支付解決方案前所未有的需求，百富成功抓緊機遇，強化與世界各地的收單銀行、支付服務商及獨立銷售機構的合作。憑藉創新的產品線及卓越的供應鏈管理，本集團以此獨特的競爭優勢取得更多的訂單及客戶的認可。二零二一年，本集團的收入及年度溢利雙雙再創新高，分別上升27.3%及20.8%。美國與加拿大區(USCA)及歐洲、中東及非洲地區(EMEA)的銷售增長最為亮麗，分別增長56.0%及48.3%，而百富繼續深耕亞太和拉丁美洲等其他國際地區。

安卓智能終端聯動PAXSTORE解決方案釋放智能化價值

作為支付終端領域的國際龍頭企業，百富一直以產品創新、高品質以及最重要的安全性作為企業理念的基石。百富擁有嚴格的安全管理體系，在系統架構運維安全、網路安全、數據保護和隱私合規等領域實施一系列安全管控措施。本集團獲得ISO/IEC 27001:2013認證，是國際公認的最權威及應用最廣泛的信息安全管理體系標準。百富旗下的支付終端產品及服務經認證，符合支付卡行業 (「PCI») 和Europay, Mastercard, Visa (「EMV») 規範的國際安全標準，以及不同國家和地區的相關認證、法律及強制性法規。憑藉產品創新及具備國際化安全標準的實力，百富成為世界各地許多收單銀行、支付服務商長久以來值得信賴的合作夥伴。



Management Discussion and Analysis 管理層之討論與分析

Likewise, PAX Android smart payment terminals in combination with our suite of SaaS solutions bring distinct value propositions to clients, which is rapidly reshaping the payment terminal market landscape. Riding on PAX Android smart terminals as the interface of SaaS solutions, our clients are enabled to create one-stop solutions with cost-saving and efficiency enhancement for merchants of diverse sizes and business segments. Forward-thinking acquiring banks and PSPs have realised the potentials of smart payment terminal technology, and as a result, are incorporating PAX solutions as a key strategic priority, to realise the modernisation of their payment acceptance infrastructure. Sales of Android smart payment terminals increased sharply by 77.5% year-on-year to HK\$3,230.4 million, becoming an important driving force for revenue growth.

Throughout the pandemic, more and more brick-and-mortar retailers, restaurants and other merchants began implementing omni-channel retailing, integrating e-commerce and physical sales channels to boost income. The Group's PAXSTORE and value-added solutions are also certified to comply with Payment Card Industry Data Security Standard (PCI-DSS). Powered by PAX Android smart payment terminals and software applications, merchants can securely manage e-commerce orders, create automated marketing campaigns, improve inventory management, etc. Through PAXSTORE, acquiring banks and PSPs are further empowered to efficiently manage their payment terminal estates in real-time, optimise help-desk resources, reduce high on-site maintenance costs and deliver innovative value-added application services for different merchant categories with greater flexibility.

PAXSTORE has experienced a phenomenal growth since its launch, as of 31 December 2021, over 4 million smart payment terminals connected and over 6,000 software applications available to merchants. During 2021, SaaS solutions revenue rose significantly by 193.0% year-on-year to HK\$42.4 million. PAX is confident that as the volume of terminals connected to PAXSTORE and other SaaS products grows at a rapid pace, a large-scale application of the Group's SaaS solutions will continue to be realised in the future.

與此同時，百富安卓智能終端和SaaS解決方案相結合為客戶帶來獨特的價值主張，正迅速重塑支付終端市場格局。依託百富安卓智能終端作為SaaS解決方案接口，我們的客戶能夠為不同規模及業務類型的商戶打造降本增效的一站式解決方案。具前瞻性的收單銀行及支付服務商已經意識到智能終端技術的潛力，因此正將百富解決方案納入為重點戰略部署，以實現現代化支付受理基礎建設。安卓智能終端的銷售同比大幅上升77.5%至3,230.4百萬港元，成為收入增長的重要驅動力。

疫情期間更多實體零售商、餐廳及其他商戶開始採用全渠道零售，整合電商與實體銷售管道來增加收入。本集團的PAXSTORE及增值服務產品均符合支付卡行業數據安全標準(PCI-DSS)。透過百富安卓智能終端及軟件應用程式，商戶可安全地管理電商訂單、創建自動化營銷活動、管理存庫等。通過PAXSTORE，收單銀行及支付服務商賦能更有效地實時管理其支付終端網絡，優化平台技術支援服務，降低高昂的現場維護成本，以及更靈活地為不同的商戶群提供創新的增值應用服務。

PAXSTORE自推出以來高速增長，截至二零二一年十二月三十一日，接入終端超過400萬台，為商戶提供6,000多個創新的增值應用程式。二零二一年，SaaS解決方案收入大幅增長193.0%至42.4百萬港元。百富有信心，隨著PAXSTORE及其他SaaS產品的終端接入量不斷提升，本集團SaaS解決方案的規模化應用亦將在未來繼續實現。

Management Discussion and Analysis

管理層之討論與分析

Global Regional Analysis

LACIS

In Latin America and the Commonwealth of Independent States, PAX continued to lead the market with its innovative product portfolio.

Latin America is one of the fastest-growing mobile payment markets in the world. According to the World Bank, almost half of the adult population remains unbanked, creating favourable growth conditions for mobile and electronic payments. In Brazil, government initiatives stimulate substantial growth within the Fintech sector, and as a result, the adoption of electronic payment methods continues to flourish. In particular the instant payment system, PIX, launched by the Central Bank of Brazil has swiftly gained popularity and PAX payment terminals fully support the PIX payment method.

PAX successfully launched the world's first Android smart PayPhone M30 in Brazil during the year. The Group's new M-series portfolio can operate like consumer Android smartphones while incorporating secure payment acceptance modules certified to major industry standards.

In Argentina, PAX achieved high growth during the year by partnering with more PSPs and ISOs. The Group has also continued to strengthen investment and sales efforts in other promising markets such as Mexico and Chile.

EMEA

In Europe, the Middle East and Africa, large-scale deployment of Android smart payment terminals is underway. PAX has been achieving success in numerous markets with its A-series Android portfolio, driving remarkable sales growth of 48.3% in the region.

In Europe, the Group maintained a robust growth momentum. Thanks to the high demand for PAX Android products and the PAXSTORE platform, the Group has gained more market share in Italy, the United Kingdom, Germany, Poland, France and Greece. During the pandemic, the contactless payment transaction limits were raised in most European countries, which contributed to the uptake of cashless payments. The Group achieved breakthroughs in niche sectors such as unattended self-service, multilane retail and transportation.

In the Middle East and North Africa, PAX continued to strongly dominate in Saudi Arabia and Egypt and achieved significant sales growth in 2021. More market share was achieved as acquiring banks in the GCC (Gulf Cooperation Council) countries and North Africa began deployment of Android smart terminals.

In Sub-Saharan Africa, financial inclusion initiatives by local governments and banks continued to accelerate the adoption of cashless transactions. Nigeria continued to be a fast-growing market for PAX, while the Group also explored new partnerships with some major acquiring banks and PSPs in South Africa and neighboring countries.

全球各地區分析

LACIS

在拉丁美洲和獨聯體國家，百富憑藉其創新產品線繼續穩居市場領先地位。

拉丁美洲是全球增長最快的移動支付市場之一，根據世界銀行 (World Bank) 目前近一半成人人口仍未獲得銀行服務覆蓋，為移動及電子支付發展創造有利條件。在巴西，政府各項政策刺激金融科技行業高增長，電子支付方式持續蓬勃發展，尤其是巴西中央銀行推出的即時支付系統PIX迅速普及，而百富的支付終端亦全力支持PIX支付方式。

年內，百富成功在巴西推出了全球首款安卓智能手機支付終端PayPhone M30。本集團嶄新的M系列產品有如消費類安卓智能手機，並同時集成符合主要行業標準的安全支付受理模組。

在阿根廷，百富與更多支付服務商及獨立銷售機構合作，年內實現高速增長。本集團亦繼續強化投入和銷售力度在墨西哥及智利等其他具潛力的市場。

EMEA

在歐洲、中東及非洲，大規模的安卓智能終端部署正在進行。百富憑藉其 A 系列安卓產品線在眾多市場取得成功，帶動區內實現亮麗的銷售增長達48.3%。

在歐洲，本集團保持強勁的增長勢頭。受惠百富安卓產品和PAXSTORE平台需求旺盛，百富於意大利、英國、德國、波蘭、法國和希臘取得更多市場份額。疫情期間，大多數歐洲國家提升非接觸支付的交易限額，促進了無現金支付的普及。本集團亦在自助服務、綜合零售和交通等細分領域取得突破。

在中東及北非，百富繼續在沙特阿拉伯和埃及位居領先地位，並在年內取得可觀的銷售增長。隨著海灣合作委員會(GCC)地區多個國家及北非的收單銀行開始部署安卓智能終端，百富取得更多市場份額。

在撒哈拉以南非洲地區，當地政府和銀行實施普惠金融的監管改革，持續加快無現金交易普及。尼日利亞繼續成為百富快速增長的市場，同時本集團亦與南非和周邊國家一些主要收單銀行和支付服務商開拓新合作。



Management Discussion and Analysis

管理層之討論與分析

APAC

According to the World Payments Report released in 2021, the Asia Pacific region will continue to lead the global cashless growth with an estimated CAGR of 28.3%. The Group performed particularly well in a number of countries, as payment institutions continue to commit to cashless systems as well as new-generation payment methods such as e-wallets and digital currencies, creating more opportunities for the payment terminal industry.

In India, PAX successfully established itself as the leading brand for electronic payment terminals in just a few years, becoming an important growth engine for the Group in the APAC region. Fueled by the digital payment measures of the Central Bank of India, demand for PAX products by local acquiring banks and PSPs was particularly high during the year and the full range of the PAX Android portfolio continued to gain traction in India.

In other fast-growing APAC markets, in particular South Korea, Malaysia and Thailand, PAX achieved decent growth and continued to invest in sales channel expansion and local product certifications. In 2021, more acquiring banks and PSPs chose to partner with PAX.

USCA

In the United States and Canada, the adoption of contactless payments by merchants continues to accelerate amid the pandemic, fueling strong demand for payment terminals. PAX became the preferred business partner of more acquiring banks, PSPs and ISOs, and achieved a notable growth of 56.0% to HK\$793.1 million.

PAX holds the distinction of being the first provider to deliver Android smart payment terminals in the North America, earning an esteemed reputation for its state-of-the-art payment products in the market. An increasing number of ISOs have deployed PAX terminals across North America, as the popularity of contactless payment continues to increase and the value of Android payment terminals is increasingly appreciated by restaurants, retailers and other merchant categories. In 2021, sales of the Android products significantly grew by more than 80% in this region compared to the year before.

North America continues to be a strategic market for the Group. In the U.S., the overall transaction size of America's mobile and electronic payments market is growing rapidly. According to an eMarketer report, the number of in-store mobile payment users in the U.S. is expected to increase by approximately 6.5 million every year, reaching 125 million in 2025. The payment terminal market in the U.S. will offer enormous potential for PAX in the years ahead. PAX is well positioned and will continue to strategically acquire further market share.

APAC

根據二零二一年發表的全球支付報告 (World Payments Report)，預計亞太區將以28.3%複合年增長率迅速發展，繼續領跑全球無現金的增長。隨著支付機構繼續致力推動無現金系統、電子錢包和數碼貨幣等新興支付方式，為支付終端行業帶來更多機遇，本集團在多個國家的表現尤其出色。

在印度，百富在短短幾年間已成功確立為當地第一大電子支付終端品牌的地位，成為本集團在亞太區重要的增長驅動力。年內，在印度央行電子支付措施的推動下，當地收單銀行和支付服務商對百富終端的需求十分殷切，全系列安卓產品線持續在印度獲得熱烈支持。

在其他發展迅速的亞太市場，尤其是南韓、馬來西亞和泰國，百富取得良好的增長勢態，並持續加大銷售渠道拓展及當地產品認證的投入。二零二一年，更多收單銀行及支付服務商選擇與百富展開合作。

USCA

在美國與加拿大，隨著商戶在疫情期間持續加快採用非接觸式支付，市場對支付終端的需求殷切。在過去一年，百富成為更多收單銀行、支付服務商和獨立銷售機構的首選業務合作夥伴，並取得了56.0%的顯著增長達到793.1百萬港元。

作為北美市場首家推出安卓智能支付終端的供應商，百富憑藉領先的支付產品在市場上享負盛譽。隨著非接觸式支付不斷普及，以及安卓支付終端的價值越來越受到餐廳、零售商和其他商戶群的重視，更多獨立銷售機構在北美部署百富終端。二零二一年，百富的安卓產品在該區的銷售額較前一年高速增長超過80%。

北美將繼續成為本集團的戰略市場。在美國，移動和電子支付市場的整體交易規模正在迅速增長。根據eMarketer報告，美國的店內移動支付用戶量預期每年增長約650萬，並於二零二五年將達到1.25億用戶。在未來幾年，美國支付終端市場將為百富帶來龐大的潛力。百富已經準備就緒，未來將繼續戰略地爭取更多市場份額。



Management Discussion and Analysis

管理層之討論與分析

Management Strategy

Focus on R&D to develop innovative and diversified terminals and software solutions

The challenges brought by the pandemic are forcing the retail and catering industries to embrace a digital-first mindset in order to expand their customer reach beyond traditional approaches. PAX will remain devoted to the value creation strategy, leveraging the Group's leading position in Android smart payment terminal technology innovation to enable merchants all over the world via the acquiring banks, PSPs and ISOs to explore more business opportunities and improve operational efficiencies. The Group will continue to invest in smart terminal product roadmap and a suite of cloud-based SaaS solutions, as well as reinforce the one-stop payment ecosystem of PAXSTORE.

The key focus will continue to be product quality, reliability and security. PAX will continue to devote more resources to payment terminal certification, software testing, penetration testing and other stringent security-related control measures. The Group will continue to strive to enhance industry security standards, thereby delivering innovative, reliable electronic payment terminals and software solutions for global customers.

Strengthen global sales network to further cement PAX's leading position in the international markets

PAX will continue to work closely with its international channel partner network, deepening ties with existing customers and seeking new strategic partnerships, expanding the suite of PAX products and solutions available to broader market segments and customer categories. The Group shall continue exploring merger and acquisition as well as investment opportunities that could bring complementary synergy to PAX's business. By expanding its diversified solutions and payment-related innovative technologies, the Group is confident of gaining more global market share and enhancing its international leading position.

Reinforce supply chain to lay a solid foundation for sustainable business development

As global acquiring banks, PSPs and ISOs accelerate the deployment of payment terminals in response to the post-pandemic demand, efficient supply chain management has become an important part of the Group's sustainable development. To timely deal with the intensifying global component shortage, PAX promptly and decisively implemented a series of strategic plans to achieve efficient inventory management and components procurement. Indeed, the Group's outstanding performance in supply chain management, as well as its comparatively faster product assembling and delivery capabilities, has become a competitive edge for PAX to secure more orders and customer recognition.

管理層策略

專注產品研發，打造創新及多元化終端和軟件解決方案

疫情帶來的挑戰正驅使零售及餐飲行業擁抱數碼優先(digital-first)的思維模式，在傳統業務以外開拓更多新客源。百富將繼續專注於價值創造戰略，依託本集團在安卓智能終端技術創新方面的領先地位，透過收單銀行、支付服務商和獨立銷售機構助力世界各地的商戶拓展更多商機及提高運營效率。本集團將繼續聚焦研發智能終端產品，以及一系列雲端SaaS解決方案，並強化PAXSTORE一站式的支付生態圈。

百富將繼續視產品質量、可靠性和安全性為重中之重，投放更多資源進行支付終端認證、軟件測試、滲透測試，以及其他嚴格的安全相關控制措施。本集團將繼續致力協助提高行業的安全標準，為全球客戶打造創新及可靠的電子支付終端和軟件解決方案。

深化全球銷售網絡，進一步鞏固百富在國際市場的領先地位

百富將著力與遍及全球的渠道合作夥伴緊密合作，深化與現有客戶的聯繫並尋求新的戰略合作夥伴關係，拓展百富產品和解決方案至更廣泛的細分市場和客戶群。與此同時，本集團繼續探索可為百富業務帶來協同效應的併購及投資機會。透過拓展多元化的解決方案及支付相關的創新技術，本集團有信心取得更多全球市場份額，提升本集團的國際領導地位。

強化供應鏈，為業務持續發展奠定堅實基礎

隨著全球收單銀行、支付服務商及獨立銷售機構為後疫情的需求加快部署支付終端，高效的供應鏈管理成為本集團持續發展的重要一環。為及時應對全球日益加劇的零部件短缺，百富迅速果斷地採取了一系列策略，實現高效的庫存管理及零部件採購。事實上，本集團在供應鏈管理的出色表現，以及相對更迅速的組裝和產品交付能力，成為百富取得更多的訂單及客戶認可的競爭優勢。



Management Discussion and Analysis

管理層之討論與分析

In a view to further strengthen the supply chain, PAX has implemented the construction of a new industrial park in the Zhongkai High-Tech Zone, Huizhou City, China. The construction is underway and is expected to be completed in the fourth quarter of 2022 at the earliest. This new industrial park will significantly increase the Group's production capacity to support the strong growth in future global demand, enabling PAX to seize the enormous opportunities in the international payment terminal market.

Liquidity and Financial Resources

During the years of 2021 and 2020, the main source of funding to the Group was the proceeds generated from operating activities in the Group's usual course of business. Certain financial data is summarised as follows:

		As at 31 December	
		於十二月三十一日	
		2021	2020
		二零二一年	二零二零年
Current ratio (times)	流動比率 (倍)	3.4	3.6
Quick ratio (times)	速動比率 (倍)	2.5	2.7

As at 31 December 2021, the Group had cash and cash equivalents and short-term bank deposits in an aggregate amount of HK\$3,533.0 million (2020: HK\$3,805.8 million) and no borrowings (2020: same). As at 31 December 2021, the Group reported net current assets of HK\$5,526.6 million, as compared with HK\$5,000.8 million as at 31 December 2020. For the year ended 31 December 2021, net cash generated from operating activities was HK\$347.7 million, as compared with HK\$735.0 million for the year ended 31 December 2020. As at 31 December 2021, the Group had no borrowings and the gearing ratio is not applicable (2020: same).

Capital Structure and Details of Charges

As at 31 December 2021, the Group had no borrowings and banking facilities (2020: same). There was no charge on any assets of the Group (2020: same).

為進一步強化供應鏈，百富落實於中國惠州市仲愷高新區建設新產業園。建設工程正有序進行，預期最快於二零二二年第四季完成。新產業園將大幅提升集團產能，支持未來全球強勁的需求增長，有利百富抓緊國際支付終端市場迎來的龐大機遇。

流動資金及財務資源

於二零二一及二零二零年度，本集團的主要資金來源為本集團一般商業活動中營運所產生的收入。若干財務數據概述如下：

於二零二一年十二月三十一日，本集團擁有現金及現金等價物及短期銀行存款總計為3,533.0百萬港元（二零二零年：3,805.8百萬港元），並無借貸（二零二零年：同上）。於二零二一年十二月三十一日，本集團錄得流動資產淨值5,526.6百萬港元，而二零二零年十二月三十一日則為5,000.8百萬港元。截至二零二一年十二月三十一日止年度，經營業務所得的現金淨額為347.7百萬港元，而截至二零二零年十二月三十一日止年度為735.0百萬港元。於二零二一年十二月三十一日，本集團並無借貸，資本負債比率不適用（二零二零年：同上）。

資本架構及抵押詳情

於二零二一年十二月三十一日，本集團並無借貸及銀行信貸額度（二零二零年：同上）。本集團並無以任何資產作抵押（二零二零年：同上）。

Management Discussion and Analysis

管理層之討論與分析

As at 31 December 2021 and 2020, the Group's cash and cash equivalents were denominated in the following currencies:

於二零二一年及二零二零年十二月三十一日，本集團的現金及現金等價物分別以下列貨幣計值：

		As at 31 December	
		於十二月三十一日	
		2021	2020
		二零二一年	二零二零年
		HK\$'000	HK\$'000
		千港元	千港元
Renminbi ("RMB")	人民幣	2,455,509	2,529,613
US dollar ("US\$")	美元	741,970	884,286
Hong Kong dollars ("HK\$")	港元	200,190	223,603
European dollar ("EUR")	歐元	84,944	111,167
Indian Rupee ("INR")	盧比	27,291	25,602
Others	其他	23,050	28,470
		3,532,954	3,802,741

Significant Investment

The Group had no significant investment as at 31 December 2021 (2020: Nil).

重大投資

本集團於二零二一年十二月三十一日並無有任何重大投資(二零二零年：無)。

Material Acquisition and Disposal of Subsidiaries, Associates and Joint Ventures

The Group did not have any material acquisition or disposal of subsidiaries, associates and joint ventures during the year ended 31 December 2021 (2020: Nil).

附屬公司、關聯公司及合資企業的重大收購及出售

本集團於截至二零二一年十二月三十一日止年度並無任何重大的附屬公司、關聯公司及合資企業收購或出售(二零二零年：無)。

Future Plans for Material Investments or Capital Assets

Save as disclosed above, there was no specific plan for material investments or capital assets as at 31 December 2021 (2020: Nil).

重大投資或資本資產的未來計劃

除上文所披露者外，於二零二一年十二月三十一日，概無重大投資或資本資產的具體計劃(二零二零年：無)。

Exchange Rates Exposure

The Group derives its revenue, makes purchases and incurs expenses denominated mainly in RMB, US\$, HK\$, EUR and INR. The majority of assets and liabilities are denominated in RMB, US\$, HK\$, EUR and INR and there are no significant assets and liabilities that are denominated in other currencies. Currently, the Group has not entered into agreements or purchased instruments to hedge the Group's exchange rate risks. Any material fluctuation in the exchange rates of HK\$ or RMB may have an impact on the operating results of the Group.

匯率風險

本集團的收入、採購及開支主要以人民幣、美元、港元、歐元及盧比計值。大部分資產及負債以人民幣、美元、港元、歐元及盧比計值，並無重大資產及負債以其他貨幣計值。目前，本集團並無訂立協議或購買工具以對沖本集團的匯率風險。港元或人民幣匯率的重大波動或會影響本集團的經營業績。

The management considers that the foreign exchange risk with respect to US\$ is not significant as HK\$ is pegged to US\$ and transactions denominated in US\$ are mainly carried out by entities with the same functional currency. The Group manages foreign currency risk by closely monitoring the movement of the foreign currency rates.

由於港元與美元掛鈎，且以美元計值的交易主要由採用相同功能貨幣的實體進行，故管理層認為與美元有關的外匯風險並不重大。本集團密切監察匯率變動，以管理外幣風險。

Management Discussion and Analysis

管理層之討論與分析

Contingent Liabilities

The Group had no significant contingent liabilities as at 31 December 2021 (2020: Nil).

Human Resources and Remuneration Policies

The total number of employees of the Group as at 31 December 2021 was 1,654 (2020: 1,677). The following table shows a breakdown of employees of the Group by functions as at 31 December 2021 and 2020:

		As at 31 December	
		於十二月三十一日	
		2021	2020
		二零二一年	二零二零年
Management	管理層	13	12
Sales and after-sales services and marketing	銷售及售後服務以及市場推廣	356	384
Research and development	研發	855	817
Quality assurance	質檢	76	81
Administration and human resources	行政及人力資源	58	55
Accounting	會計	36	36
Production, procurement and inventory control	生產、採購及存貨控制	260	292
		1,654	1,677

The Group ensures that its remuneration packages are comprehensive and competitive. Directors are entitled to a fixed director's fee, discretionary bonus and other benefits, which are determined with reference to the performance of the individual and the Company, market practice and conditions as well as the Group's corporate goals and objectives in accordance with the remuneration policy of the Company. Employees are remunerated with a fixed monthly income plus discretionary annual performance related bonuses. Share options are granted to certain Directors and employees of the Group to reward their contributions under the share option scheme of the Company, details of which are set out in the Report of the Directors. The Group also sponsors selected employees to attend external training courses that suit the needs of the Group's business.

Disclaimer:

Non-GAAP measures

Certain non-GAAP (generally accepted accounting principles) measures are used for assessing the Group's performance. These non-GAAP measures are not expressly permitted measures under GAAP in Hong Kong and may not be comparable to similarly titled measures for other companies. Accordingly, such non-GAAP measures should not be considered as an alternative to operating income as an indicator of the operating performance of the Group or as an alternative to cash flows from operating activities as a measure of liquidity. The use of non-GAAP measures is provided solely to enhance the overall understanding of the Group current financial performance. Additionally because the Group has historically reported certain non-GAAP results to investors, the Group considers the inclusion of non-GAAP measures provides consistency in our financial reporting.

或然負債

本集團於二零二一年十二月三十一日並無任何重大或然負債(二零二零年:無)。

人力資源及薪酬政策

於二零二一年十二月三十一日,本集團僱員總數為1,654人(二零二零年:1,677人)。下表載列於二零二一年及二零二零年十二月三十一日根據職能劃分的各類僱員數目:

本集團確保其薪酬待遇全面及具吸引力。董事有權享有固定董事酬金、酌情花紅及其他福利,這些乃參考個人及本公司的表現、市場常規及情況以及本集團所訂企業方針及目標後釐定,並根據本公司的薪酬政策而釐定。僱員的薪酬為每月固定薪金,另加酌情性的與表現有關的年度花紅。購股權乃根據本公司的購股權計劃授予本集團若干董事及僱員以酬謝彼等作出的貢獻,有關詳情已載於董事會報告。本集團亦會資助僱員參加符合本集團業務需要的外部培訓課程。

免責聲明:

非公認會計原則指標

若干非公認會計原則指標乃用於評估本集團的表現。但該等非公認會計原則指標並非香港公認會計原則所明確認可的指標,故未必可與其他公司的同類指標作比較,因此,該等非公認會計原則指標不應視作經營收入(作為本集團業務表現指標)的替補或經營活動現金流量(作為衡量流動資金)的替補。提供非公認會計原則指標純粹為加強對本集團現時財務表現的整體理解,此外由於本集團以往曾向投資者報告若干採用非公認會計原則計算的業績,因此本集團認為包括非公認會計原則指標可為本集團的財務報表提供一致性。

Corporate Governance Report

企業管治報告

The Board is pleased to present this Corporate Governance Report for the year ended 31 December 2021.

The Company wishes to highlight the importance of the Board in ensuring effective leadership and control of the Company, transparency and accountability of all aspects of operations and that its business is conducted in accordance with applicable laws and regulations.

The Company also recognises the importance of good corporate governance to the Group's healthy growth and has devoted considerable efforts to identifying and formulating corporate governance practices appropriate to the Group's needs.

CORPORATE GOVERNANCE PRACTICES

The Company's corporate governance practices are based on the principles (the "Principles") and code provisions (the "Code Provisions") in the Corporate Governance Code (the "CG Code") as set out in Appendix 14 to the Listing Rules.

In formulating and implementing its corporate governance practices, the Company has applied the Principles and complied with all applicable Code Provisions for the year.

The Board periodically reviews and monitors the Company's policies and practices on corporate governance or compliance with legal and regulatory requirements and employees' compliance manual to ensure that the Group's operations are conducted in accordance with the standards of the CG Code and applicable disclosure requirements. Directors and senior management are provided with appropriate ongoing training, continuing professional development for regular updates of the legal and regulatory requirements relevant to their duties.

COMPLIANCE WITH THE MODEL CODE FOR SECURITIES TRANSACTIONS

The Group has adopted a written code regulating the securities transaction of Directors and executive officers named in this annual report ("Securities Transaction Code") on terms no less exacting than the required standard set out in the Model Code as set out in Appendix 10 to the Listing Rules.

Specific enquiry had been made to all Directors, whereas each of them has confirmed compliance with the required standard set out in the Model Code and Securities Transaction Code throughout the year and up to the date of this annual report.

董事會欣然提呈截至二零二一年十二月三十一日止年度的企業管治報告。

本公司謹此表明，董事會確保本公司有效領導及監控，在各方面營運的透明度及問責性的重要性，以及根據適用法律及法規進行其業務。

本公司亦明瞭良好企業管治對本集團穩健發展的重要性，已努力確立及制定符合本集團需要的企業管治常規。

企業管治常規

本公司的企業管治常規乃以上市規則附錄14所載企業管治守則（「企業管治守則」）當中原則（「原則」）及守則條文（「守則條文」）為基礎。

於年內，本公司在制定及實施其企業管治常規時已應用原則，並一直遵守所有適用的守則條文。

董事會定期檢討及監察本公司的企業管治政策及慣例或法律及監管規定及員工合規手冊的遵守情況，確保本集團營運符合企業管治守則的標準及適用之披露要求。董事及高級管理層已得到合適之持續培訓及持續專業發展，以定期更新與其職務相關之法律及法規要求。

遵守進行證券交易的標準守則

本集團已採納規管董事及名列本年報的行政人員進行本公司證券交易之書面守則（「證券交易守則」），其條款不會較上市規則附錄10所載標準守則訂明的標準寬鬆。

經向全體董事作出具體查詢後，各董事確認於年內及截至本年報日期一直遵守標準守則及證券交易守則所訂明的標準。



Corporate Governance Report

企業管治報告

The Company has also established written guidelines on terms no less exacting than the Model Code regulating the Directors, senior management and employees, who because of his/her office or employment is likely to possess inside information in relation to the Company or its securities, in respect of their transactions of securities of the Company.

The key corporate governance principles and practices of the Company are summarised as follows:

THE BOARD

Responsibilities

The overall management of the Company's business is vested in the Board, which assumes the responsibility for leadership and control of the Company and is collectively responsible for promoting the success of the Company by directing and supervising its affairs. All Directors make decisions objectively in the best interests of the Company.

The Board reserves its powers over decision of all major matters which include, inter alia, the approval and monitoring of all policy matters, overall strategies and budgeting, internal control and risk management systems, material transactions (in particular those which may involve conflict of interests of substantial shareholder(s) or Director(s)), financial information, appointment of Directors and other significant financial and operational matters.

All Directors are provided with full and timely access to Board papers and relevant information, as well as the advice and services of the Company Secretary(ies), with a view to ensuring that Board procedures and all applicable laws, rules and regulations are followed.

Upon request to the Board, each Director may seek independent professional advice in appropriate circumstances to assist with the discharge of his/her duties as a director at the Company's expense.

The day-to-day management, administration and operation of the Company are delegated to the senior management. Clear directions as to the powers, scope of delegation and relevant arrangements were given to the senior management and subject to periodic review to ensure that they remain appropriate to the Company's needs.

Reporting to the Board and prior approval of the Board are necessary before the senior management entering into any material transactions and assuming significant commitments on behalf of the Company.

The Board has the full support of the senior management to discharge its responsibilities.

本公司亦已就董事、高級管理層及任何因其職務或僱員關係而可能會管有關於本公司或本公司證券的內幕消息的僱員制定書面指引，以規管其進行本公司之證券交易，其條款不會較標準守則訂明的標準寬鬆。

本公司主要企業管治原則及常規概述如下：

董事會

職責

本公司業務整體管理賦予董事會負責，董事會承擔領導及監控本公司的責任，並透過指導及監管事務，集體負責促進本公司的成就。全體董事均客觀就本公司最佳利益作出決定。

董事會保留就所有重要事項作出決策的權力，包括（尤其是）批准及監控所有政策、整體策略及預算、內部監控及風險管理制度、重大交易（特別是可能涉及主要股東或董事的利益衝突者）、財務資料、委任董事及其他重大財務及營運事宜。

全體董事可全面及時獲得所有董事會文件及相關資料以及獲取公司秘書的意見及服務，以確保董事會程序及所有適用法律、規則及規例獲得遵守。

各董事一般可於合適情況下，經向董事會提出要求，徵求獨立專業意見協助其履行董事職責，而費用由本公司承擔。

本公司日常管理、行政及營運授權予高級管理層負責。高級管理層就其權力、授權範圍及相關安排獲得清晰指引及指示，並定期檢討，以確保其合適符合本公司需要。

高級管理層訂立任何重大交易及代本公司履行重大承諾前，須向董事會報告並獲得董事會批准。

董事會履行職責時可獲得高級管理層全面支援。

Corporate Governance Report

企業管治報告

Composition

The Board has a balance of skills, experience and diversity of perspective appropriate to the requirements of the business of the Group.

The Board currently comprises six members, consisting of three executive Directors and three independent non-executive Directors. The balanced composition of executive and independent non-executive members, as equal board members, upholds the effective exercise of independent judgment of the Board.

The Board currently comprises the following Directors:

Executive Directors:

NIE Guoming (*Chairman*)
LU Jie (*Chief Executive Officer*)
LI Wenjin

Independent Non-Executive Directors:

YIP Wai Ming
WU Min
MAN Kwok Kuen, Charles

The list of Directors (by category) is also disclosed in all corporate communications issued by the Company pursuant to the Listing Rules from time to time.

An updated list of Directors (by category) identifying their role and function is maintained on the Company's and the Stock Exchange's websites.

The biographical information of the Directors and their relationship between the members of the Board, in particular, between the Chairman and the Chief Executive, if any, are provided in the "Directors and Senior Management" section of this annual report.

Appointment, Re-election and Removal of Directors

The Company has established formal and transparent procedures for the appointment and succession planning of Directors.

All Directors are appointed for specific tenures, subject to retirement by rotation at least once every three years and re-election at annual general meeting and the key terms and conditions of their appointment are set out in formal letters of appointment.

Each of the executive Directors has entered into a service contract with the Company for a term of three years commencing on 23 May 2019 for Mr. Lu Jie and 1 December 2019 for Mr. Nie Guoming and Mr. Li Wenjin, unless otherwise terminated in accordance with the terms of the respective service contracts.

組成

董事會根據本集團業務而具備適當所需技巧、經驗及多樣的觀點與角度。

董事會現由六名成員組成，包括三名執行董事及三名獨立非執行董事。執行董事與獨立非執行董事（作為擁有同等地位的董事會成員）的組合保持均衡，有利於董事會有效地作出獨立判斷。

董事會現由以下董事組成：

執行董事：

聶國明 (*主席*)
蘆杰 (*行政總裁*)
李文晉

獨立非執行董事：

葉偉明
吳敏
文國權

董事名單（按類別計）亦於本公司根據上市規則不時發出的所有企業通訊披露。

最新的董事會成員名單（按類別計），並列明其角色或職能，已於本公司及聯交所之網站設存。

董事的履歷資料及彼等與董事會成員，（特別是）主席與行政總裁的關係（如有）在本年報「董事及高級管理層」一節已有披露。

委任、重選及罷免董事

本公司已制定正式且具透明度的董事委任及繼任規劃程序。

全體董事均通過特定任期委任產生，須至少每三年輪席告退一次，並可於股東週年大會膺選連任，而委任彼等的主要條款及條件載於正式委任函中。

執行董事已各自與本公司訂立服務合約，蘆杰先生的任期自二零一九年五月二十三日起，聶國明先生和李文晉先生的任期自二零一九年十二月一日起，為期三年，除非其中一方根據其服務合約的條款予以終止。



Corporate Governance Report

企業管治報告

Training for Directors and Company Secretaries

Newly appointed Directors and Company Secretaries receive induction on the occasion of his/her appointment, so as to ensure that he/she has a proper understanding of the business and operations of the Company and is fully aware of his/her responsibilities under applicable laws, rules and regulations and the Group's various governance and internal control policies. The Company also, at its expense, arranges and provides suitable training, placing an appropriate emphasis on the roles, functions and duties of a listed company director.

All Directors are encouraged to participate in continuous professional development to develop and refresh their knowledge and skills. The Company has arranged and funded in-house trainings for Directors in the form of seminar and provision of training materials. A summary of training received by the Directors during the year ended 31 December 2021 according to the records as provided by the Directors is as follows:

董事及公司秘書培訓

新委任董事及公司秘書於獲委任時獲得就職介紹，確保彼等恰當了解本公司業務及運作，及全面了解其於適用法律、規定及法規以及本集團各類管治及內部監控政策下的職責。此外，本公司亦自費就上市公司董事的角色、功能及職責的重要性安排及舉辦合適的培訓。

本公司鼓勵全體董事參與持續專業發展，以發展及更新彼等的知識及技能。本公司已透過舉行研討會及提供培訓資料為董事安排及資助內部培訓。根據董事提供的記錄，董事於截至二零二一年十二月三十一日止年度接受的培訓概要如下：

Name of Directors	董事姓名	Training on regulatory updates, corporate governance, inside information or other relevant topics 法規更新、企業管治、 內幕消息或 其他相關主題的培訓
Executive Directors	執行董事	
Nie Guoming	聶國明	✓
Lu Jie	盧杰	✓
Li Wenjin	李文晉	✓
Independent Non-Executive Directors	獨立非執行董事	
Yip Wai Ming	葉偉明	✓
Wu Min	吳敏	✓
Man Kwok Kuen, Charles	文國權	✓

During the year, the Company Secretaries received no less than 15 hours of relevant professional training to update their skills and knowledge.

年內，公司秘書已接受不少於15小時的相關專業培訓，以更新其技能及知識。

Directors' and Officers' Liabilities

The Company has arranged for appropriate insurance coverage in respect of legal action against the Directors and officers of the Group against losses or liabilities sustained or incurred arising from or incidental to execution of their duties. The insurance coverage is reviewed on an annual basis or any intervals as deemed appropriate by the Board.

董事及高級職員的責任

本公司已就本集團董事及高級職員履行職責須承擔或產生或附帶產生的損失或責任而面對的法律行動安排適當保險。投保範圍乃每年或董事會認為適當的任何時候進行檢討。

Corporate Governance Report

企業管治報告



Board Meetings and Directors' Attendance

During the year, four regular Board meetings were held at approximately quarterly intervals for, among others, reviewing and approving the financial and operating performance, the final results for the year ended 31 December 2020, results for the three months ended 31 March 2021, interim results for the six months ended 30 June 2021 and results for the nine months ended 30 September 2021, and considering, reviewing and/or approving the overall strategies and policies of the Company.

The attendance of individual Directors at the four regular quarterly Board meetings (not including other ad hoc Board meetings held from time to time and any other meeting(s) of members of the Board in compliance with the CG Code), committee meetings and general meeting during the year ended 31 December 2021 is set out below:

董事會會議及董事出席情況

年內約每季曾舉行共四次常規董事會會議，以（其中包括）審閱及批准財務及營運表現，及截至二零二零年十二月三十一日止年度的全年業績、截至二零二一年三月三十一日止三個月之業績、截至二零二一年六月三十日止六個月的中期業績及截至二零二一年九月三十日止九個月的業績，以及考慮、審閱及／或批准本公司整體策略及政策。

各董事於截至二零二一年十二月三十一日止年度出席四個常規季度董事會會議（不包括其他不時舉行的不定期董事會會議及根據企業管治守則的董事會成員的任何其他會議）、委員會會議及股東大會的出席記錄載列如下：

Name of Directors	董事姓名	Attendance/Number of Meetings [△]				
		Audit Committee Meetings 審核委員會會議	Nomination Committee Meeting 提名委員會會議	Remuneration Committee Meeting 薪酬委員會會議	Regular Board Meetings* 常規董事會會議*	General Meeting 股東大會
Nie Guoming	聶國明	N/A 不適用	N/A 不適用	N/A 不適用	4/4	1/1
Lu Jie	蘆杰	N/A 不適用	N/A 不適用	N/A 不適用	4/4	1/1
Li Wenjin	李文晉	N/A 不適用	1/1	1/1	4/4	1/1
Yip Wai Ming	葉偉明	2/2	1/1	1/1	4/4	1/1
Wu Min	吳敏	2/2	1/1	1/1	4/4	1/1
Man Kwok Kuen, Charles	文國權	2/2	N/A 不適用	N/A 不適用	4/4	1/1

[△] Directors may attend meetings in person, by telephone or through other means of video conference in accordance with the Bye-laws ("Bye-laws") of the Company.

* Pursuant to the Bye-laws, not all Directors were required to attend the rest of the Board meetings which mainly dealt with the consideration and approval of ordinary business transactions.

[△] 根據本公司的公司細則（「公司細則」），董事可親身、透過電話或其他視像會議方式出席會議。

* 根據公司細則，並非全體董事均須出席主要處理考慮及批准日常業務交易的其餘董事會議。

During the year, the Chairman also held a meeting with the independent non-executive Directors without the presence of other Directors.

年內，主席亦與獨立非執行董事舉行了一次沒有其他董事出席的會議。



Corporate Governance Report

企業管治報告

Practices and Conduct of Board Meetings

Board meeting schedules and agendas are made available to the Directors in advance.

Notices of regular Board meetings have been served to all Directors at least fourteen days in advance and relevant agenda and accompanying board papers have been disseminated in full to the Directors within reasonable time before the meeting. Reasonable notice, as permitted by the Bye-laws under relevant circumstances or otherwise agreed, has been given for other Board and committee meetings.

The Company Secretary(ies), as delegated by the Chairman, are responsible for preparing the agendas of board meetings, taking into account any matters the Directors may propose to include, ensuring that all Directors are given opportunity to include matters in the agendas and approving the agendas. In order to enable the Directors to make informed decision, agendas and accompanying board papers, together with all appropriate, complete and reliable information are sent to all Directors or all committees members at least three days before each Board meeting or committee meeting to keep the Directors apprised of the latest developments and/or financial position of the Company. The Board and the individual Directors also have independent access to the senior management to make further enquires or when they require further information, in addition to those volunteered by the senior management.

The Company Secretary(ies) attended all regular Board meetings and, when necessary, other Board and committee meetings to advise on, among others, statutory compliance, corporate governance matters and to ensure that the Company's policies and procedures were properly followed.

The Company Secretary(ies) is responsible for preparing and keeping minutes of all Board meetings and committee meetings. The minutes recorded sufficient details of matters considered, decisions reached, concerns raised and dissenting views expressed, if any. Draft and final versions of minutes are circulated to the Directors for comment and records within a reasonable time after each meeting. The final version is kept by the Company Secretary(ies) and open for the Directors' inspection.

According to current Board practice, any material transaction or matter which involves conflicting interests of a substantial shareholder or a Director, are dealt with by a duly convened physical Board meeting, at which independent non-executive Directors having no material interest in the transaction should be present. Any Directors or any of their close associates having material interests in the transaction or matter shall abstain from voting and not to be counted in the quorum at meetings for approving such transactions.

董事會會議常規及程序

董事會會議時間表及會議議程已預先發給董事。

常規董事會會議通告已最少於會議日期前十四天發給全體董事。根據公司細則按有關情況所允許或另行同意，所有相關會議議程及附連之董事會文件已在開會前一段合理時間內派發予所有董事，其他董事會及委員會會議一般給予合理通知。

公司秘書由主席委託負責擬備董事會會議議程，並包括董事提議載入的任何事項，確保全體董事皆有機會提出商討事項列入議程及批准議程。為使董事能作出知情有根據的決定，議程及相關的董事會文件連同所有合適、完整及可靠資料，至少在董事會會議及委員會會議的舉行三天前向全體董事或全體委員會成員，致令董事知悉本公司最新發展及／或財務狀況。董事會及個別董事亦可自行接觸高級管理層作進一步查詢，或當其要求進一步資料時，除高級管理層自願提供者之外。

公司秘書出席所有常規董事會會議及於有需要時出席其他董事會會議及委員會會議，就（其中包括）法定守章、企業管治事宜提供意見，並確保本公司的政策及程序得到妥當遵守。

公司秘書負責擬備所有董事會會議及委員會會議之會議記錄並加以存管。會議記錄充分詳細記錄所考慮事項、達成的決定、提出的疑慮及所表達的反對意見（如有）。會議記錄的初稿及最終定稿於各會議後合理時段內，予董事傳閱，作出意見，最終定稿將由公司秘書備存並可供董事查閱。

根據現行董事會常規，任何涉及主要股東或董事利益衝突的重大交易或事宜，須經由正式召開的實質董事會會議（於交易無重大利益關係的獨立非執行董事應出席會議）處理。任何於交易或事宜擁有重大權益的董事或彼等之緊密聯繫人須在批准該等交易的會議放棄表決及不獲計入法定人數內。

Corporate Governance Report

企業管治報告



Chairman and Chief Executive

The roles and responsibilities of Mr. Nie Guoming and Mr. Lu Jie respectively as Chairman of the Board and Chief Executive Officer of the Company (the “CEO”) have been clearly divided and defined. The clear division of the management of the Board and the day-to-day management of business ensures a balanced power and authority such that no concentration of power should vest in any one individual.

The Chairman provides leadership and is responsible for the effective functioning of the Board in accordance with good corporate governance practices and establishes corporate governance procedures. With the assistance and support of the Company Secretary(ies) and the senior management, the Chairman is also responsible for ensuring that the Directors receive in a timely manner adequate information, which must be accurate, clear, complete and reliable, and appropriate briefing on issues arising at Board meetings, and that all key and appropriate issues are discussed by the Board in a timely manner.

The Chairman also encourages the Directors to fully and actively participate in the Board’s affairs, taking the lead to assure that the Board acts in the best interests of the Company. The Chairman also promotes a culture to facilitate effective contribution and encourages the Directors to express dissenting views and concerns and allow sufficient discussion of issues before decisions are made.

The CEO focuses on implementing objectives, policies and strategies approved and delegated by the Board. He is in charge of the Company’s day-to-day management and operations and is also responsible for developing strategic plans, formulating and reviewing the organisational structure, control systems and internal procedures and processes for the Board’s approval.

Independent Non-Executive Directors

The independent non-executive Directors possess a wide range of business and financial expertise, experiences and, through participation in board meetings, offer independent judgment on issues of strategy, policy, performance, accountability, resources, key appointments and standard of conducts. Through taking the lead where potential conflicts of interests arise, serving on the Board committees, examining the Company’s performance in achieving corporate goals and objectives and monitoring performance reporting, the independent non-executive Directors has become an integral part of the healthy growth of the Company.

主席及行政總裁

聶國明先生及蘆杰先生分別為本公司董事會主席及行政總裁（「行政總裁」）的職責已明確劃分。董事會管理與業務日常管理明確劃分，確保決策權力及授權分佈均衡，權力不集中於任何個人。

主席提供領導及負責董事會按照良好企業管治常規有效運作及建立企業管治程序。在公司秘書及高級管理層的協助及支持下，主席亦負責確保董事及時收到準確、清晰、完整及可靠的充份資訊，及負責確保就董事會會議上所有當前事項作出簡報，及所有主要及適當的議程由董事會及時地審議。

主席亦鼓勵董事全力投入董事會事務，並以身作則，確保董事會行事符合本公司最佳利益。主席亦提倡促進作出有效貢獻的文化，鼓勵董事表達不同的意見及關注的事宜，允許在作出決策前給予充足時間討論該事宜。

行政總裁主要負責執行經董事會批准及授權的目標、政策及策略。彼負責本公司的日常管理及運作及負責制定策略計劃、擬定及審閱組織架構、監控制度及內部程序，以供董事會批准。

獨立非執行董事

獨立非執行董事擁有廣泛的商業及財務專業知識與經驗，並透過參與董事會會議，在涉及策略、政策、公司表現、問責性、資源、主要委任及操守準則等事宜上，提供獨立的意見。獨立非執行董事透過在出現潛在利益衝突時發揮牽頭引導作用、出任各董事會委員會成員、審查本公司的表現是否達到企業目標和目的並監察匯報公司表現的事宜，已成為本公司穩健增長的重要力量。



Corporate Governance Report

企業管治報告

During the year, the independent non-executive Directors attended the annual general meeting of the Company, details of which are set out on page 31, enabling them to develop a balanced understanding of the views of the shareholders.

Each of the independent non-executive Directors, namely Mr. Yip Wai Ming, Dr. Wu Min and Mr. Man Kwok Kuen, Charles, was appointed for a contractual term of one year subject to renewal on a yearly basis and re-election in accordance with the Bye-laws. Such term shall be terminated: (i) by either party giving the other not less than two months' written notice; (ii) forthwith without compensation, on ground of disqualification, gross or willful misconduct or negligence of such Director, or (iii) any failure of passing a resolution by the shareholders to be re-elected as a Director, whichever is earlier.

During the year ended 31 December 2021, the Board at all times met the requirements of Rules 3.10(1), 3.10(2) and 3.10A of the Listing Rules relating to the appointment of at least three independent non-executive Directors, representing half of the Board and with at least one of the independent non-executive Directors possessing appropriate professional qualifications, or accounting or related financial management expertise.

The Company confirms that it has received written annual confirmation from each independent non-executive Director concerning his/her independence pursuant to Rule 3.13 of the Listing Rules and all independent non-executive Directors are considered independent in accordance with the guidelines for assessing independence set out in Rule 3.13 of the Listing Rules.

BOARD COMMITTEES

The Board has established three committees, namely, the Audit Committee, the Nomination Committee and the Remuneration Committee, for overseeing specific aspects of the Company's affairs. Each Board committee was established with defined written terms of reference setting out its authorities and duties and requiring the Board Committees to report back to the Board on their decisions or recommendations (unless otherwise restricted by applicable legal or regulatory requirements). To provide transparency, the terms of reference of the Board committees are made available on the Company's and the Stock Exchange's websites and hard copies of the same are available to the shareholders upon request.

年內，獨立非執行董事已出席本公司的股東週年大會（詳情載於第31頁），有助於彼等對股東的意見有更公正的了解。

獨立非執行董事葉偉明先生、吳敏博士及文國權先生各自獲委任，合約年期為一年，可每年重續，並根據公司細則重選連任。倘（以較早者為準）(i)任何一方向另一方發出不少於兩個月的書面通知，則有關任期可予終止；(ii)因該董事喪失資格、嚴重或蓄意不當行為或疏忽職守；或(iii)未能獲本公司股東通過決議案重選為董事，則有關任期立即終止而毋須賠償。

截至二零二一年十二月三十一日止年度，董事會一直遵守上市規則第3.10(1)、3.10(2)及3.10A條有關委任最少三名獨立非執行董事，須佔董事會成員人數一半而其中最少一名獨立非執行董事須具備合適專業資格或會計或相關財務管理專業知識的規定。

本公司確認已接獲各獨立非執行董事根據上市規則第3.13條規定所作出有關其獨立身分的年度確認書，根據上市規則第3.13條所載用以評估獨立性之指引，所有獨立非執行董事為獨立。

董事會委員會

董事會下設三個委員會：審核委員會、提名委員會及薪酬委員會，以掌管本公司特定事務。各董事會委員會均設有明確書面職權範圍，載列其要求董事委員會向董事會報告其決定或意見的權限及職責（適用法律或監管規定限制者除外）。為提供透明度董事會委員會的職權範圍於本公司及聯交所網站刊載，其複印件亦可供股東索閱。

Corporate Governance Report

企業管治報告

Each Board committee consists of a majority of independent non-executive Directors and is respectively chaired by an independent non-executive Director. Chairman and members of each Board committee as at the date of this report are set out below:

Audit Committee

[△]YIP Wai Ming (*Chairman*)
[△]WU Min
[△]MAN Kwok Kuen, Charles

Nomination Committee

[△]WU Min (*Chairman*)
[△]YIP Wai Ming
*LI Wenjin

Remuneration Committee

[△]YIP Wai Ming (*Chairman*)
[△]WU Min
*LI Wenjin

[△] Independent non-executive Director
* Executive Director

The Board committees have been provided with sufficient resources to perform their duties and, upon reasonable request, are able to seek independent professional advice in appropriate circumstances at the Company's expense.

Audit Committee

The Audit Committee was established by the Board on 1 December 2010. The Audit Committee comprises three independent non-executive Directors (including at least one member possessing appropriate professional qualifications or accounting or related financial management expertise). None of the members of the Audit Committee is a former partner of the Company's existing external auditor.

The main duties of the Audit Committee include, among others, the followings:

- (a) to review the financial statements, reports, accounting policies and practices and consider any significant or unusual items raised by the Company's staff responsible for the accounting and financial reporting function, compliance officer or external auditor before submission to the Board;
- (b) to review the Company's relationship with the external auditor with reference to its work performed, fees and terms of engagement, and make recommendation to the Board on the appointment, re-appointment and, if appropriate, removal of external auditor;

各董事會委員會由獨立非執行董事佔多數並擔任主席。於本報告日期，各董事會委員會主席及成員如下：

審核委員會

[△]葉偉明 (*主席*)
[△]吳敏
[△]文國權

提名委員會

[△]吳敏 (*主席*)
[△]葉偉明
*李文晉

薪酬委員會

[△]葉偉明 (*主席*)
[△]吳敏
*李文晉

[△] 獨立非執行董事
* 執行董事

董事會委員會已獲提供充足資源履行職責及可於適當情況下，合理要求徵求獨立專業意見，費用由本公司承擔。

審核委員會

審核委員會由董事會於二零一零年十二月一日成立。審核委員會由三名獨立非執行董事組成，當中包括至少一名具備合適專業資歷或會計或相關財務管理專業知識的成員。審核委員會全體成員均非本公司現任外聘核數師的前合夥人。

根據職權範圍，審核委員會的主要職責其中包括：

- (a) 審閱財務報表、報告及會計政策及常規，並於提交董事會前，考慮本公司的會計及財務匯報職員、監察主任或外聘核數師提出的任何重大或不尋常項目；
- (b) 參考外聘核數師所進行工作、費用及聘用條款，檢討公司與外聘核數師的關係，並就委任、續聘及(如合適)罷免外聘核數師向董事會提出意見；



Corporate Governance Report 企業管治報告

- (c) to review the adequacy and effectiveness of the Company's financial reporting system, audit process, the Group's financial control, internal control and risk management systems, including but not limited to adequacy of resources available to its respective functions, staff qualifications and experience and training programmes; and
- (d) to consider and identify risks of the Group and consider effectiveness of the Group's decision making processes in crisis and emergency situations and approve major decisions affecting the Group's risk profile or exposure.

The written terms of reference describing the authority and duties of the Audit Committee was prepared and adopted in accordance with the CG Code, the "Principles of Auditor Independence and the Role of Corporate Governance in Monitoring an Auditor's Independence" issued by the Technical Committee of the International Organization of Securities Commissions and "A Guide for The Formation of An Audit Committee" published by the Hong Kong Institute of Certified Public Accountants.

The Audit Committee held two meetings during the year ended 31 December 2021 to review the half-yearly and annual financial results and reports, financial reporting and compliance procedures, internal control and risk management systems, effectiveness of internal audit function, the auditor's independence and objectivity. Full minutes of the meetings are duly kept by the Company Secretary(ies) and draft and final versions of the same have been sent to all committee members for comment and records, within reasonable time afterwards in accordance with the relevant Code Provisions. The Audit Committee also met with the Company's auditor, PricewaterhouseCoopers, twice during the year and recommended its re-appointment as the Company's external auditor to the Board, which has taken no different view in respect of the Audit Committee's recommendation.

At the end of 2021 and the date of this report, there are no material uncertainties relating to events or conditions that may cast significant doubt on the Company's ability to continue as a going concern.

The Company's annual results for the year ended 31 December 2021 have been reviewed by the Audit Committee.

- (c) 審閱本公司財務報告制度、審核程序、本集團的財務監控、內部監控及風險管理制度是否充份及具備效益，其中包括但不限於是否有足夠資源履行其各職能員工資歷及經驗及培訓計劃；及
- (d) 審議及識別本集團的風險，並檢視本集團處理危機及緊急情況時的決策程序之成效，以及批准影響本集團風險概況的重要決策。

已根據企業管治守則、國際證券事務監察委員會組織技術委員會所發出的《核數師獨立性原則及企業管治對監察核數師獨立性所起的作用》及由香港會計師公會發出的「成立審核委員會指引」編製及採納列明審核委員會的職權及責任的書面職權範圍。

審核委員會於截至二零二一年十二月三十一日止年度曾舉行兩次會議，審閱中期及年度財務業績及報告，財務申報及合規程序、內部監控及風險管理制度、內部審核職能的有效性、核數師的獨立性及客觀性。根據相關守則條文，完整的會議記錄由公司秘書妥善保管，且會議記錄的草稿及最終稿已於隨後合理時間內發給所有委員會成員評論及記錄。審核委員會亦於年內與本公司核數師羅兵咸永道會計師事務所兩次會面，並向董事會建議續聘該核數師為本公司外部核數師，而董事會就建議續聘事宜與審核委員會並無意見分歧。

截止二零二一年年底及於本報告日期，並無有關或會對本公司按持續基準經營的能力產生重大疑問的事件或情況。

本公司截至二零二一年十二月三十一日止年度的全年業績已經由審核委員會審閱。

Corporate Governance Report

企業管治報告



Nomination Committee

The Nomination Committee was established by the Board on 1 December 2010 and comprises two independent non-executive Directors (one of whom being the chairman of the Nomination Committee) and one executive Director. Its terms of reference was prepared and adopted with reference to the CG Code and its principal duties include, among others, the review of the structure, size and composition of the Board, developing and formulating relevant procedures for nomination and appointment of Directors, making recommendations to the Board on the appointment and succession planning of Directors, and assessing the independence of the independent non-executive Directors.

The Nomination Committee carries out the process of selecting and recommending candidates for directorships based on the balance of expertise, skills, experience, professional knowledge, personal integrity and time commitments of such individuals, business requirements of the Group and other relevant statutory requirements and regulations. External recruitment agency may also be engaged to carry out the recruitment and selection process when necessary. The Company has always maintained diversified selection criteria in its hiring process as measurable objectives, taking into account a wide range of attributes including age, gender, educational background, professional experience, industry skills, expertise and experience and such policy (the "Board Diversity Policy") was reduced to writing in 2014. To facilitate sustainable and balanced development of the Company, the Nomination Committee regularly reviews the Board Diversity Policy from nomination to appointment, with an objective to achieve a diversified spectrum of Directors with varying perspectives, educational background and expertise, ranging from in-depth knowhow in the payment industry, sales and marketing talents to professional qualifications in the legal and accounting fields. Each Director has accumulated experience in his respective field of expertise for at least 10 to 30 years. Regardless of their background or experience, the Directors commonly share and acquire the talent and competence to drive the development of the industry, being the ultimate attributes that the Nomination Committee will uphold and carry through in the talent selection process.

Appointment of Directors is based on objective criteria, having due regard to the benefits of diversity to the Board, and decisions of the Nomination Committee are based on the merits and contribution of the selected candidates.

提名委員會

提名委員會由董事會於二零一零年十二月一日成立，並由兩位獨立非執行董事（其中一位為提名委員會主席）及一位執行董事組成。其職權範圍根據企業管治守則草擬及採納，主要職責其中包括檢討董事會的架構、規模及組成、建立及制定有關董事提名及委任程序以及就董事委任及繼任規劃向董事會作出建議，並評估獨立非執行董事的獨立性。

提名委員會負責就適當的技能、技巧、經驗、專業知識、個人誠信及投入時間以及就本集團業務需要及其他相關法定規則及規例，甄選及推薦候任董事人選。有需要時或會委任外界招聘代理進行招聘及甄選程序。本公司於委聘程序中一直維持採用多元化甄選準則作為其可衡量目標，同時考慮年齡、性別、教育背景、專業經驗、行業技能、專業知識及經驗等多項特質，而有關政策（「董事會多元化政策」）於二零一四年編制。為促進本公司持續、均衡的發展，提名委員會從提名至委任方面定期審閱董事會多元化政策，目標確保董事具備多元化視野及不同教育背景及專業知識，從對支付行業的深入了解、銷售及市場推廣才能以至於法律及會計範疇的專業資格。董事均於各自專業知識範疇積逾至少10至30年經驗。不論董事擁有什麼背景或經驗，彼等均擁有一天賦才能及驅策行業發展的共同特質，而此亦為甄選過程中提名委員會貫徹及守護的終極價值。

董事的委任將依據客觀標準，並充分考慮多元化對董事會的裨益。提名委員會基於候選人的價值與貢獻作出決策。



Corporate Governance Report

企業管治報告

The Nomination Committee has also adopted a nomination policy (the "Nomination Policy") which sets out the selection criteria and procedure of nominating, appointing and re-appointing a Director. The selection criteria used in assessing the suitability of a candidate include, inter alia, his/her academic background and professional qualifications, relevant industry experience, character and integrity and whether he/she can contribute to the diversity of the Board underpinned in the Board Diversity Policy. The procedure of appointing and re-appointing a Director is summarised as follows:—

- nomination and invitation of suitable candidates by any member of the Nomination Committee or the Board;
- evaluation of the candidate by the Board based on all selection criteria as set out in the Nomination Policy and the Board Diversity Policy;
- performing due diligence in respect of each candidate and making recommendation for the Board's consideration and approval;
- in case of nomination of an independent non-executive Director, assessing the candidate's independence under the relevant Code Provisions and the Listing Rules;
- where nominating an independent non-executive Director for election at general meetings, having due consideration of matters under Code Provision B.3.4;
- in the context of re-appointment of retiring Directors, reviewing the candidate's overall contribution and performance and making recommendations to the Board and/or the shareholders for consideration in connection with his/her re-election at general meetings; and
- convening a meeting of the Board to consider the appointment or re-appointment of the candidate as a Director.

The Nomination Committee held one meeting during the year ended 31 December 2020 to, amongst others, (i) review the structure, size, diversity and composition of the Board; (ii) assess the independence of the independent non-executive Directors; (iii) consider and make recommendation to the Board on the re-appointment and re-election of the retiring Directors and (iv) review and recommend the continuing adoption of the Board Diversity Policy and Nomination Policy.

提名委員會亦已採納一項提名政策（「提名政策」），當中列載提名、委任及重新委任董事之甄選準則及提名程序。用以評估候選人的甄選準則包括（尤其是）其學歷背景及專業資格、與行業有關之經驗、品格及誠信及彼是否能如董事會多元化政策所述為董事會多元化作出貢獻。新委任及重新委任董事的程序概述如下：—

- 由提名委員會或董事會任何成員提名及邀請適當候選人；
- 由董事會根據提名政策及董事會多元化政策所載所有甄選準則評估候選人；
- 對各候選人進行盡職審查並作出推薦建議以供董事會考慮及批准；
- 如提名獨立非執行董事，則根據相關企業管治守則條文及上市規則評估候選人的獨立性；
- 倘於股東大會上提名獨立非執行董事膺選，則根據守則條文第B.3.4條作出審慎考慮；
- 如重新委任退任董事，則檢討候選人的整體貢獻及表現並就其於股東大會進行重選向董事會及／或股東作出推薦建議以供考慮；及
- 召開董事會議以考慮委任或重新委任候選人為董事。

提名委員會於截至二零二零年十二月三十一日止年度曾舉行一次會議，以（其中包括）(i)檢討董事會架構、規模、多元化及組成；(ii)評估獨立非執行董事的獨立性；(iii)考慮及就續聘和重選退任董事提出建議及(iv)審閱及建議繼續採納董事會多元化政策及提名政策。

Corporate Governance Report

企業管治報告



Pursuant to the Bye-laws, Mr. Nie Guoming, the Chairman of the Board and an executive Director, and Dr. Wu Min, an independent non-executive Director, shall retire by rotation and, being eligible, offer themselves for re-election at the forthcoming annual general meeting of the Company (the "AGM"). According to Code Provision B.2.3, any further appointment of independent non-executive director serving more than 9 years should be subject to a separate resolution to be approved by shareholders. As Dr. Wu Min has served the Company as an independent non-executive Director for more than 9 years, a separate resolution shall be proposed for her re-election at the AGM.

Upon the annual review of the Board's composition taking into account the Board Diversity Policy and the independence of the independent non-executive Directors, the Nomination Committee formed the view that the Board has maintained an appropriate mix and balance of skills, knowledge, experience, expertise and diversity of perspectives appropriate to the business requirements of the Company and the independent non-executive Directors remain independent. Taking into account the aforesaid and each of the retiring Directors' confirmation to give sufficient time and attention to the Company's affairs subsequent to the re-appointment, the Nomination Committee made a recommendation to the Board for considering the standing for re-election at the AGM of the aforesaid retiring Directors, namely Mr. Nie Guoming and Dr. Wu Min. The Board, taking into account the recommendation and other factors as considered relevant, has decided to further recommend Mr. Nie Guoming and Dr. Wu Min to stand for re-election at the AGM.

The Company's circular to be dispatched in April 2022 contains detailed information of the retiring Directors standing for re-election.

Remuneration Committee

The Remuneration Committee was established by the Board on 1 December 2010. Its terms of reference was prepared and adopted with reference to the CG Code and its primary objectives and duties include making recommendations to the Board on the remuneration policy and structure, remuneration packages of the Directors and the senior management and compensation arrangements relating to dismissal or removal. The Remuneration Committee is also responsible for establishing transparent procedures for developing such remuneration policy and structure to ensure that no Director or any of his/her associates will participate in deciding his/her own remuneration, which is determined with reference to the performance of the individual and the Company, market practice and conditions as well as the Group's corporate goals and objectives.

根據公司細則，董事會主席及執行董事聶國明先生及獨立非執行董事吳敏博士將輪值告退，彼等符合資格並願意於本公司應屆股東週年大會（「股東週年大會」）膺選連任。根據守則條文第B.2.3條，若獨立非執行董事在任已超過九年，則其後之委任須以獨立決議案形式由股東審議通過。由於吳敏博士已擔任本公司獨立非執行董事超過九年，本公司須於股東週年大會上就彼之重選提呈獨立決議案。

經計及董事會多元化政策及獨立非執行董事的獨立性對董事會組成進行年度審閱後，提名委員會認為董事會已具備符合本公司業務所需的適當技能、知識、經驗、專業知識及多樣化的觀點與角度，以及在以上各方面取得平衡，且獨立非執行董事保持獨立。考慮到上述各退任董事確認於重新委任後對本公司事務投入充分時間及關注，提名委員會推薦董事會考慮上述退任董事（即聶國明先生及吳敏博士）於股東週年大會上膺選連任。經考慮推薦建議及視為相關的其他因素後，董事會已決定進一步推薦聶國明先生及吳敏博士於股東週年大會膺選連任。

本公司將於二零二二年四月發送的通函載有膺選連任的退任董事的詳細資料。

薪酬委員會

薪酬委員會於二零一零年十二月一日成立，其職權範圍根據企業管治守則草擬及採納，主要職責包括就董事及高級管理人員的薪酬政策、結構與薪酬待遇及有關遣散及解雇的補償安排向董事會提供推薦意見。薪酬委員會亦負責就制定該等薪酬政策及結構訂立具透明度程序，確保並無董事或彼任何聯繫人士參與釐定本身薪酬，有關薪酬乃經參考個人及本公司表現、市場常規及情況以及本集團所訂企業方針及目標後釐定。



Corporate Governance Report

企業管治報告

The Remuneration Committee normally meets to review the remuneration policy and structure and make recommendation to the Board on the remuneration packages of the Directors and senior management and other related matters, including without limitation the compensation arrangements relating to their termination and dismissal. The human resources department is responsible for collection and administration of the human resources data and proposing the remuneration structure and remuneration packages of the Directors and senior management to the Remuneration Committee for consideration. The Remuneration Committee shall consider and consult the Chairman and/or the Board about these proposals. The Remuneration Committee held one meeting during the year ended 31 December 2021 to review and recommend the remuneration packages of the Directors and senior management, to establish a formal and transparent procedure for developing remuneration policy and to assess the performance of the executive Directors and approve the terms of their respective service contracts.

The remuneration payable to the members of senior management, including any share-based payment expenses, by band for the year ended 31 December 2021 is set out below:

薪酬委員會一般就審閱薪酬政策及結構，以及就董事及高級管理人員薪酬待遇與其他相關事務（其中包括但不限於因解僱或罷免所涉及的賠償安排）舉行會議及對董事會作出建議。人力資源部門負責收集及管理人力資源數據，並就薪酬結構與董事及高級管理人員之薪酬待遇向薪酬委員會作出建議，以供其考慮。薪酬委員會須就該等建議作出考慮及諮詢主席及／或董事會。薪酬委員會於截至二零二一年十二月三十一日止年度曾舉行一次會議，以審閱董事及高級管理層的薪酬待遇並提供建議，就制定董事薪酬政策訂立正規而具透明度的程序及評估執行董事表現及批准其各自服務合約條款。

於截至二零二一年十二月三十一日止年度按組別劃分之應付高級管理人員薪酬（包括任何股份支付費用）載列如下：

Remuneration bands	薪酬組別	Number of individuals 人數
HK\$6,500,001 to HK\$7,000,000	6,500,001港元至7,000,000港元	1
HK\$8,500,001 to HK\$9,000,000	8,500,001港元至9,000,000港元	1

Further particulars relating to Directors' emoluments and the five highest paid individuals as required to be disclosed pursuant to Appendix 16 to the Listing Rules are set out in Note 10 and Note 35 to the consolidated financial statements.

根據上市規則附錄十六須予披露有關董事酬金及五名最高薪人士的進一步詳情，載於綜合財務報表附註10及附註35。

Corporate Governance Function

The Board is responsible for performing the corporate governance duties which includes, among others, formulating and reviewing the Group's policies and practices on corporate governance, reviewing and monitoring the training and continuous professional development of the Directors and senior management, the Group's policies and practices on compliance with legal and regulatory requirements, formulating and reviewing the code of conduct, guidelines and compliance manual applicable to employees and Directors, monitoring their compliance of the same and reviewing the Group's compliance with the CG Code and relevant disclosure obligations.

企業管治職能

董事會負責履行本公司的企業管治職責，其中包括制定及檢討本集團於企業管治方面的政策及常規、檢討及監察董事及高級管理層的培訓及持續專業發展、本集團的政策及常規是否符合法律及監管要求，制定及檢討員工及董事的操守準則、指引和合規手冊，監察其遵守情況，以及檢討本集團遵守企業管治守則的情況及相關披露責任。

Corporate Governance Report

企業管治報告



RESPONSIBILITIES IN RESPECT OF THE FINANCIAL STATEMENTS

The Board and the Directors

The Board is responsible for presenting a balanced, clear and understandable assessment in annual and interim reports, inside information announcements and complying with other financial disclosures required under the Listing Rules and other regulatory requirements.

The Directors also acknowledge their responsibilities for preparing the financial statements of the Company for the year ended 31 December 2021.

Auditor's Statement

The statement of the external auditor of the Company about its reporting responsibilities on the consolidated financial statements is set out in the "Independent Auditor's Report" on pages 69 to 78.

Senior Management

The senior management has provided the Board with sufficient explanation and necessary information enabling the Board to make an informed assessment of financial and other information put before the Board for approval.

Monthly updates have also been provided by the senior management to all members of the Board to enable proper discharge of duties by the Board as a whole or each member individually by giving them balanced and understandable assessment of the Company's performance, position and prospects in sufficient detail.

RISK MANAGEMENT AND INTERNAL CONTROL

The Board has developed the Group's internal control, risk assessment and management systems and acknowledges its overall responsibility for reviewing and maintaining an adequate and effective risk management and internal control systems on an ongoing basis to safeguard the interests of shareholders and assets of the Group. The Board, through the Audit Committee, evaluates the effectiveness of the systems at least annually to ensure the adequacy of resources, staff qualifications and experience, training programmes, budget of the Group's accounting, internal audit and financial reporting functions and is kept apprised of significant risks that may impact the performance of the Group.

有關財務報表的責任

董事會及董事

根據上市規則及其他監管要求，董事會須對年報及中期報告、上市規則與其他監管規則所規定的內幕消息公佈負責提呈均衡、清晰及易於理解的評估及遵守其他財務資料的披露。

董事亦明瞭彼等編製本公司截至二零二一年十二月三十一日止年度財務報表的責任。

核數師聲明

本公司外聘核數師有關彼等申報綜合財務報表責任的聲明載於第69至78頁「獨立核數師報告」。

高級管理層

高級管理層已向董事會提供充分的解釋及必要的資料，讓董事會可以就提交給其批准的財務及其他資料，作出有根據的評審。

高級管理層亦已每月向董事會全體成員提供更新資料，載列有關本公司的表現，財務狀況及前景的公正及易於理解的評估，內容足以讓董事會妥當履行職責。

風險管理及內部監控

董事會已制定本集團之內部監控及風險評估及管理制度，並對持續檢討及維持足夠及有效之風險管理及內部監控制度負有全面責任，以保障股東利益及本集團資產。董事會透過審核委員會最少每年評估制度的有效性確保本集團在會計、內部審核及財務匯報職能方面的資源、員工資歷及經驗，及員工所接受的培訓課程及有關預算為足夠，以及獲告知可能影響集團表現的重大風險。



Corporate Governance Report

企業管治報告

Risk Management and Internal Control Systems

The risk management and internal control systems of the Company are designed to manage rather than eliminate the risk of failure to achieve business objectives, and can only provide reasonable but not absolute assurance against all risk issues. We have employed a bottom-up approach for identification, assessment and mitigation of risk at all business unit levels and across all functional areas.

Process used to identify, evaluate and manage significant risks

During the process of risk assessment, the Audit Committee identifies the risks of the Group and decides on the respective risk levels and the Board shall assess and determine the nature and extent of the risks that are acceptable to the Group when achieving its strategic objectives. Taking into consideration the risk response, i.e. the necessary risk mitigating measures, the relevant departments and business units shall be assigned to implement the risk management solutions in accordance with their respective roles and responsibilities. The identified risk together with the risk response will be recorded at the risk register and subject to the Board's oversight.

Main features of Risk Management and Internal Control Systems

The key elements of the risk management and internal control systems of the Company include the establishment and maintenance of a risk register to keep track of and record identified risks, the assessment and evaluation of risks, the development and continuous update of responsive procedures, and the ongoing testing of internal control procedures to ensure their effectiveness.

An ongoing risk assessment approach is adopted by the Company for identifying and assessing the key inherent risks that affect the achievement of its objectives. Risks are classified by (i) likelihood of occurrence as Unlikely (1), Possible (2) and Likely (3) and (ii) resulting impact as Minor (1), Moderate (2) and Significant (3). The risk degrees determine the level of management's attention and risk treatment effort required.

風險管理及內部監控系統

本公司的風險管理及內部監控系統旨在管理而非消除未能達成業務目標的風險，而且只能就所有風險問題作出合理但非絕對的保證。我們已採取由下而上的方法以識別、評估及減低在所有業務層面及各功能範疇上的風險。

用以識別、評估及管理重大風險的程序

在風險評估過程中，審核委員會識別本集團的風險並決定有關的風險水平，而董事會則會評估及釐定本集團於實現其策略目標時可接受的風險性質和程度。考慮到有關的風險應對措施（即必須採取的風險紓緩措施）後，相關部門和業務單位將根據其職能及職責獲指派執行相應的風險管理解決方案。已識別之風險連同有關的風險應對措施將記錄於風險登記冊，並須受董事會監督。

風險管理及內部監控系統的主要特點

本公司風險管理及內部監控系統的主要元素包括設立及更新維護風險登記冊以跟進及記錄已識別之風險、評估及檢討風險、制定及不時更新應對措施，以及持續測試內部監控程序以確保其成效。

本公司已採取持續進行的風險評估方法以識別和評估影響其達到目標的主要固有風險。風險將按發生的可能性分為：不可能（1分）、可能（2分）及很可能（3分），及按影響程度分為：輕微（1分）、中等（2分）及重大（3分）。風險程度將決定管理層的關注程度及處理風險的所須努力。

Corporate Governance Report

企業管治報告



Process used to review the effectiveness of the Risk Management & Internal Control Systems and to resolve material internal control defects

In view of the Company's business and scale of operations, the Board considers that the internal audit function would be executed most cost-effectively through designated internal audit personnel ("IA Personnel") working with and as assisted by an independent consulting firm (the "Internal Control Auditor") to conduct semi-annual review of the Company's risk management and internal control systems.

During the year, the Internal Control Auditor conducted semi-annual reviews of the effectiveness of the Group's risk management and internal control systems in accordance with the scope of review agreed and approved by the IA Personnel and requirements under CG Code. The Internal Control Auditor reported to and made recommendations to the IA Personnel for correction and mitigation of any internal control defects revealed. The IA Personnel considered that the recommendations would be effective and was satisfied that there had been no major deficiency noted in the Group's risk management and internal controls systems being reviewed. The Internal Control Auditor and IA Personnel regularly report to the Audit Committee the results of the activities pertaining to the adequacy and effectiveness of internal controls, including but not limited to, any indications of failings or material weaknesses in those controls, based on which, the Audit Committee assists the Board to ensure that the financial reporting system, internal control system, risk management system, regulatory compliance and associated procedures are sufficient and effective, and cooperates with the Internal Control Auditor and IA Personnel to ensure their access to information necessary to fulfil their duties and responsibilities with respect to risk assessment and risk management. Accordingly, the Audit Committee and the Board considered during the year, the risk management and internal control systems to be effective and have been implemented with adequate resources during the year.

Procedures and internal controls for the handling and dissemination of inside information

The Board has adopted a policy for handling and dissemination of inside information (the "Inside Information Policy"). The Inside Information Policy stipulates the obligations of the Group in relation to restriction on sharing non-public information, handling of rumours, unintentional selective disclosure, exemptions and statutory waiver to the disclosure of inside information, external communication guidelines and compliance and reporting procedures. Management takes all reasonable measures from time to time to ensure that proper safeguards exist to prevent breach of any disclosure obligations. Employees are required to promptly bring any possible leakage or divulgence of inside information to the attention of the Chief Financial Officer, or his delegates, who will notify the Board timely and accordingly, in which case and in the event that there is evidence of material violation of the Inside Information Policy, the Board or designated appropriate persons will decide the course of actions for rectifying the problem and avoiding recurrence.

用以檢討風險管理及內部監控系統有效性的程序及解決嚴重內部監控缺失的程序

就本公司的業務及經營規模而言，董事會認為，透過指定的內部審核人員（「內部審核人員」）與一間獨立顧問公司（「內控核數師」）合作並在其協助下，每半年度對本公司風險管理及內部監控制度進行檢討，可以最具成本效益的方式執行內部審核職能。

年內，內控核數師已根據內部審核人員協定及批准的檢討範圍及按企業管治守則項下規定，對本集團風險管理及內部監控制度的有效程度每半年度進行檢討。內控核數師向內部審核人員匯報並提出建議，以糾正及緩解發現的任何內部監控缺陷。內部審核人員認為有關建議屬有效並滿意本公司經檢討的風險管理及內部監控制度並無出現重大缺失。內控核數師及內部審核人員定期向審核委員會報告與內部監控充分性及有效性有關的活動的結果，包括但不限於該等控制失效或存在重大缺陷的任何跡象，基於此，審核委員會協助董事會確保財務報告制度、內部監控制度、風險管理制度、遵守法規及相關程序為充分及具備效益；及與內控核數師及內部審核人員合作，確保彼等獲取必要信息，以履行有關風險評估與風險管理之責任和義務。因此，審核委員會及董事會認為年內風險管理及內部監控制度屬有效且於年內已以足夠資源實施。

處理及發佈內幕消息的程序和內部監控措施

董事會已採納有關處理及發佈內幕消息的政策（「內幕消息政策」）。內幕消息政策訂明本集團有關共享非公開資料之限制、謠言之處理、非故意之選擇性披露、豁免及法定免除內幕消息之披露、對外通訊與溝通指引以及遵守及報告程序之責任。管理層不時採取一切合理措施，確保已有恰當程序預防違背披露責任。僱員必須即時知會財務總監任何可能涉及透露或洩漏內幕消息的事宜，而財務總監或其代表將於合理切實可行情況下盡快通知董事會，從而迅速採取適當行動。如有證據顯示嚴重違反有關內幕消息政策，董事會或指定適當人士將決定有關糾正問題之行動及避免重蹈覆轍。



Corporate Governance Report

企業管治報告

AUDITOR'S REMUNERATION

The remuneration paid to the external auditor of the Company in respect of the Group's annual audit and other audit related services and non-audit services for the year ended 31 December 2021 amounted to approximately HK\$2,420,000 and HK\$228,000 respectively.

SHAREHOLDER RIGHTS AND INVESTOR RELATIONS

(a) Procedures for Requisitioning a Special General Meeting

Shareholder(s) holding as at the date of deposit of the requisition for a special general meeting not less than one-tenth of the paid up capital of the Company carrying the right to vote at general meetings of the Company may, by written requisition to the Board or the Company Secretary(ies) signed and deposited in accordance with the Bye-laws and the Bermuda Companies Act 1981, require the Directors to call a special general meeting for the transaction of business specified in the requisition.

(b) Procedures for Putting forward Proposals at General Meetings

Shareholder(s) holding not less than one-twentieth of the paid-up capital of the Company carrying the right to vote at general meetings of the Company or not less than 100 shareholders may together, at their expense, provide a written request to the attention of the Company Secretary(ies) signed and deposited in accordance with the Bermuda Companies Act 1981 to put forward proposals at general meetings.

(c) Communication with Shareholders and Investors *General Meetings*

General meetings of the Company provide a direct forum of communication between shareholders and the Board. The Company held one general meeting in 2021 being the annual general meeting held on 18 May 2021 (the "2021 AGM"). Notice of the 2021 AGM was duly sent in accordance with the requirements under the Listing Rules, applicable laws and the Bye-laws. All members of the Board attended the 2021 AGM and adequate measures were taken to provide effective communication with shareholders and to enable effectively communication of their views to the Board. At the 2021 AGM, the Directors were made available to answer questions and poll procedures were explained to the shareholders in detail in accordance with the requirements under the CG Code. The Company's external auditor also attended the 2021 AGM to answer any questions about the conduct of the audit, the preparation and content of the auditor's report, the accounting policies applied and its independence.

核數師酬金

本公司就截至二零二一年十二月三十一日止年度的本集團年度核數及其他與核數相關的服務及非核數服務而向外聘核數師支付的酬金分別約為2,420,000港元及228,000港元。

股東權利及投資者關係

(a) 要求召開股東特別大會之程序

於提出呈請日期持有可於本公司股東大會上行使表決權之本公司繳足股本不少於十分之一之股東，可根據公司細則及百慕達一九八一年公司法，向董事會或公司秘書提出經簽署之書面呈請，要求董事召開股東特別大會，以處理該呈請所列明之事項。

(b) 於股東大會上提呈建議之程序

持有可於本公司股東大會上行使表決權之本公司繳入股本不少於二十分之一之股東或不少於100名股東共同聯署，可根據百慕達一九八一年公司法，向公司秘書提出經簽署之書面要求，以於股東大會上提呈建議，費用由彼等承擔。

(c) 與股東及投資者的溝通 *股東大會*

本公司的股東大會為股東及董事會提供直接溝通的平台。本公司於二零二一年曾舉行一次股東大會，即二零二一年五月十八日舉行的股東週年大會（「二零二一年股東週年大會」）。二零二一年股東週年大會通告已根據上市規則、適用法律規定及公司細則正式發出。全體董事會成員均出席二零二一年股東週年大會，且本公司已採取充分措施為股東提供有效溝通及彼等的意見在整體上與董事會有效溝通。董事已根據企業管治守則出席了二零二一年股東週年大會以回應問題及向股東解釋以投票方式進行表決的詳細程序。本公司外部核數師亦出席了二零二一年股東週年大會，以回答任何有關審核、核數師報告的編製及內容、應用的會計政策及其獨立性的問題。

Corporate Governance Report

企業管治報告



Other Communications

Shareholders may also contact the Company Secretary(ies) to direct their written enquires to the Board.

The Company is committed to enhancing communications and relationships with its investors. Designated senior management maintains an open dialogue with institutional investors and analysts to keep them abreast of the Company's developments.

The Board regularly reviews the Company's shareholders communication policy (which has been made available at the Company's website) to ensure that the shareholders and potential investors at large are provided with ready, equal and timely access to balanced and understandable information about the Company, including its financial performance, strategic goals and plans, material developments, corporate governance and risk profile, in order to enable shareholders to exercise their rights in an informed manner, and to allow active shareholders' engagement with the Company.

The Company also maintains a website at www.paxglobal.com.hk, where updates on the Company's business developments and operations, financial information and news can always be found.

Constitutional Documents

There has been no change in the Company's constitutional documents during the year and up to the date of this annual report.

On behalf of the Board

NIE Guoming
Chairman

Hong Kong, 23 March 2022

其他溝通

股東亦可將彼等予董事會的書面查詢寄發予公司秘書。

本公司致力加強與其投資者的溝通及關係。指定高級管理人員與機構投資者及分析員經常公開交流，以簡報本公司發展。

董事會定期審閱本公司股東通訊政策（於本公司網站可供查閱），確保股東及潛在投資者均可適時取得全面、相同、公正及容易理解的本公司資料，包括其財務表現、策略目標及計劃、重大發展、企業管治及風險概況，以讓股東在知情情況下行使權利及讓股東與本公司加強溝通。

本公司亦設有網站www.paxglobal.com.hk，刊載本公司業務發展及營運、財務資料及消息的最新資料。

組織章程文件

年內及截至本年報日期本公司章程文件並無任何更改。

代表董事會

主席
聶國明

香港，二零二二年三月二十三日



Report of the Directors

董事會報告

The Directors present their report together with the audited financial statements of the Group for the year ended 31 December 2021.

PRINCIPAL ACTIVITIES AND GEOGRAPHICAL ANALYSIS OF OPERATIONS

The principal activity of the Company is investment holding and the Group is principally engaged in the development and sales of electronic funds transfer point-of-sale (“E-payment Terminals”) products, provision of maintenance and installation and payment solution services.

An analysis of the Group’s performance for the year by geographical segments is set out in Note 6 to the consolidated financial statements.

BUSINESS REVIEW

The Group is a leading E-payment Terminals solutions provider and one of the most active global players. The Group was founded in 2000 and the Company went listed on The Stock Exchange of Hong Kong Limited (the “Stock Exchange”) in December 2010. The strategy of PAX is to focus on two key particular customer groups (financial institutions and third-party merchant acquirers) by offering various integrated payment solutions services.

Further details of the business review of the Group, details of proposed dividends and discussion on the Group’s future business development are provided in the Chairman’s Statement section on pages 9 to 12 and Management Discussion and Analysis section on pages 13 to 26. Particulars of any important event affecting the Group can be found in the Management Discussion and Analysis section on pages 13 to 26 and the notes to the consolidated financial statements.

The aforementioned references under this sub-section to other parts of this annual report form part of this Report of the Directors.

POSSIBLE RISKS AND UNCERTAINTIES

In addition to disclosure in the section headed “Exchange Rates Exposure” in Management Discussion and Analysis, the Group is also faced with other risks and uncertainties which might affect the Group’s business, financial condition, operating results or growth prospects leading to a divergence from expected or historical results. The principal key risk factors and their potential impact are summarised below. While the risk factors below are not exhaustive, there may be other risks currently inapparent or immaterial to the Group which could be revealed or become material in the future.

董事謹此提呈彼等的報告及本集團截至二零二一年十二月三十一日止年度的經審核財務報表。

主要業務及地區業務分析

本公司的主要業務為投資控股，本集團主要從事開發及銷售電子支付銷售點（「電子支付終端」）產品、提供維護及安裝及支付解決方案服務。

本集團於本年度的表現按地區劃分的分析載於綜合財務報表附註6。

業務回顧

本集團為具領導地位的電子支付終端解決方案供應商，並為最活躍的全球同業公司之一。本集團成立於二零零零年，而本公司於二零一零年十二月在香港聯合交易所上市公司（「聯交所」）上市。百富的策略是主要針對兩個特定客戶群（金融機構與第三方收單機構）提供不同的綜合支付解決方案服務。

本集團的年度業務回顧的進一步詳情、擬派股息詳情及本集團未來業務發展的討論呈列於第9至12頁主席報告及第13至26頁管理層之討論與分析一節。任何對集團有影響的重大事件的詳述，見第13至26頁管理層之討論與分析一節及綜合財務報表附註。

上述本分節內對本年報其他部分的提述構成董事會報告的一部分。

潛在風險及不確定性

除管理層討論及分析「匯率風險」一節中的披露外，本集團亦面臨可能影響本集團業務、財務狀況、經營業績或增長前景從而導致與預期或歷史業績出現分歧的其他風險及不確定性。主要風險因素及其潛在影響概述如下。下列風險因素並非詳盡無遺，並可能存在對本集團現時尚不明朗或尚非重大但將來可能浮現或變得重大的其他風險。

Report of the Directors

董事會報告



While grasping the business and growth opportunities confronting COVID-19 in light of the accelerating global cashless initiatives, the Group encounters risks and uncertainties arising from suspension of work and postponed delivery of products by suppliers resulting from national and local regulations on epidemic prevention and control policies. To minimise the negative impact of the pandemic to the Group, a series of precautionary and control measures have been implemented in our offices across the globe, including the adoption of comprehensive and co-ordinated approach and measures to enhance our supply chain management, through responding promptly, staying alert to the situation, and working in an open and transparent manner.

The payment solutions are rapidly evolving in pace with the continuous technological developments and changing customer demands, where lagging behind the dynamics may drive customers to our competitors, and in turn affect our business and prospects. Building on our strongly established R&D fundamentals, the Group will continue to invest resources in R&D to develop a spectrum of industry leading products and offer cutting-edge payment solutions to customers in order to remain competitive.

In terms of compliance risks, the Group is subject to complex and changing laws and regulations in different countries, which expose the Group to increased costs and potential liabilities. In particular, due to our substantial presence in the PRC, our business and prospects are affected by changes in industry-specific Chinese government policies. To ensure full compliance, the Group closely monitor regulatory requirements, engage professional advisers when necessary and make timely responses to policy and regulatory changes.

In addition, the ongoing international trade disputes and relevant policy changes may result in tariffs and other measures that could adversely affect the Group's business. For example, trade tensions may lead to a comprehensive series of tariffs imposed on our exports by the importing countries. Tariffs increase our product costs, resulting in possible reduction of profit margin or reduced product competitiveness for customers due to elevated selling prices. The Group will closely monitor any changes in connection with the trade tension and adjust its strategies accordingly.

ENVIRONMENTAL POLICIES AND PERFORMANCE

The Group values the importance of protecting the environment in the process of operation. The Group's major wastes comprise of terminal machines and tools used and disposed by the customers. To mitigate the adverse impact on the environment, waste machines and tools are transferred to government-recognised recycling companies for undergoing electronic waste recycling and decomposition. In recent years, we have also strengthened the green office concept by promoting paperless office, use of energy-saving electrical appliances such as LED light pipes and inductive faucets, wastes classification and recycling, and encouraging video conferencing in place of physical business trips to reduce energy consumption and carbon footprint.

鑒於全球無現金計劃的加速發展，在把握新型冠狀病毒疫情所帶來的業務及增長機遇的同時，本集團面臨因國家及地方疫情防控政策規定導致的停工及供應商延遲交付產品所產生的風險及不確定因素。為最大程度地減少疫情對本集團的負面影響，我們已在全球各地的辦事處實施一系列防控措施，包括採取全面協調的方法及措施，透過及時反映、對形勢保持警惕及以開放透明的方式工作，加強我們的供應鏈管理。

支付解決方案隨著技術的不斷發展及客戶需求的變化而迅速發展。倘無法跟上動態變化，則客戶將可能流向競爭對手，繼而影響我們的業務及前景。憑藉強大的研發基礎，本集團將繼續在研發方面投入資源，以開發行業領先的產品組合，並為客戶提供尖端的支付解決方案，以保持競爭力。

就合規風險而言，本集團受多個國家複雜多變的法律法規的規限，令本集團面臨成本增加及可能承擔責任的風險。特別是，由於在中國的顯著存在，我們的業務及前景受行業特定中國政府政策變動的影響。本集團透過密切監察監管規定，在需要時聘請專業顧問並及時作出反應，確保全面合規。

此外，持續國際貿易糾紛及相關政策改變可能導致關稅及其他可能對本集團業務產生不利影響的措施。例如，貿易局勢緊張可能導致進口國家對我們的出口實施一系列全面的關稅。關稅令產品成本增加，從而可能減少我們的毛利率，或使我們產品價格提高而導致我們產品對客戶的競爭力下降。本集團將密切監察與貿易局勢緊張有關的任何變動並據此調整其策略。

環境政策及表現

本集團在營運過程中重視環境保護的重要性。本集團的廢棄物主要包括客戶使用及棄置的終端機具。回收的報廢機具會交由政府認可的回收公司進行電子垃圾回收和分解，以減低對環境的影響。我們近年亦加強環保辦公的理念包括提倡無紙化、使用節能電器如LED光管及感應水龍頭、廢物分類及回收和鼓勵使用通過視頻形式召開會議取代出差以減少能源使用及碳足印。



Report of the Directors

董事會報告

COMPLIANCE WITH RELEVANT LAWS AND REGULATIONS

The Group seeks to uphold high standard of integrity in all aspects of business and is committed to ensure that its affairs are conducted in accordance with applicable laws and regulatory requirements and has formulated and adopted various internal control measures, approval procedures and training within all business units at all levels of the Group.

The relevant laws and regulations that have significant impact on the Group's business and the compliance measures adopted and implemented during the year are outlined below:-

Provisions on the Administration of Compulsory Product Certification

Key scope

The Group's E-payment Terminals products are required to pass the national compulsory product certification (i.e. China Compulsory Certification) and be marked with the certification mark before they can be delivered, sold, imported or used in other business activities.

Compliance measures

The Group conducts quality assurance capability inspections on factories, including but not limited to production process controls and inspections, internal quality audits, etc., and conducts type tests on end products to ensure that products are in strict compliance with the Compulsory Product Certification requirements in terms of structure, safety-critical components and key components that have impact on electromagnetic compatibility.

The Group has also established product certification management procedures, which clarify the application process of our certification products, their routine maintenance and the use and management method of our product certification marks, in order, to ensure that the Group meets the requirements of the Compulsory Product Certification requirements for product certification.

遵守相關法律及規例

本集團力求維持業務各方面的高度誠信，並致力確保其事務按照適用法律及監管要求進行，並已制定及採納本集團所有業務部門內的各種內部控制措施、審批程序及培訓。

對本集團業務產生重大影響的相關法律法規及已於年內採取及實施的合規措施於下方概述：—

《強制性產品認證管理規定》

主要範圍

本集團的電子支付終端產品必須經過國家強制性產品認證（即中國強制性產品認證），並標注認證標誌後，方可出廠、銷售、進口或者在其他經營活動中使用。

合規措施

本集團對工廠進行品質保證能力檢查，包括但不限於生產程序控制和檢驗、內部品質審核等，且對終端產品進行型式試驗，確保產品在結構、安全關鍵元部件及對電磁相容性能有影響的關鍵部件等嚴格遵循《強制性產品認證管理規定》。

本集團同時制定產品認證管理程序，明確公司認證產品的申請、日常維護流程、產品認證標誌的使用及管理方式，以確保本集團符合《強制性產品認證管理規定》對產品認證的要求。

Report of the Directors

董事會報告

Contract Law of the People's Republic of China; Product Quality Law of the People's Republic of China

Key scope

Agreements among natural persons, legal persons and other organisations for the establishment, modification or termination of a relationship involving civil rights and obligations are subject to the Contract Law of the People's Republic of China.

The Product Quality Law of the People's Republic of China is applicable to all activities of production and sales in the PRC. The Group shall fulfill all relevant product quality responsibilities and obligations in the PRC.

Compliance measures

The Group has adopted internal monitoring and control measures to record the entire process concerning the entering into, performance and amendment, etc., of contracts to control contract risks.

In addition to implementing policies to require suppliers to sign quality assurance agreements and related documents, the Group has also set up strict material warehousing inspection procedures and product delivery inspection procedures to ensure that product quality complies with legal requirements.

Sales of Goods Ordinance (Chapter 26 of the Laws of Hong Kong) ("SOGO"); Supply of Services (Implied Terms) Ordinance (Chapter 457 of the Laws of Hong Kong) ("SOSO")

Key scope

SOGO regulates the sales of goods by the Group in Hong Kong. SOGO provides that, in a contract for the sale of goods by description, there is an implied condition that the goods shall correspond with the description. It also provides that where a seller sells goods in the course of a business, there is an implied condition that the goods supplied under the contract are of merchantable quality, except where an exception condition is met.

SOSO regulates the supply of services by the Group in Hong Kong. SOSO provides that in a contract for the supply of service where the supplier is acting in the course of a business, there is an implied term that the supplier will carry out the service with reasonable care and skill. It also provides that under a contract for the supply of a service where the supplier is acting in the course of a business, if the time for carrying out the service is not fixed by the contract or is not left to be determined by the course of dealing between the parties, there is an implied term that the supplier will carry out the service within a reasonable time.

《中華人民共和國合同法》；《中華人民共和國產品品質法》

主要範圍

自然人、法人及其他組織之間設立、變更、終止民事權利義務關係的協議應當遵守《中華人民共和國合同法》。

在中國境內從事產品生產、銷售活動，必須遵守《中華人民共和國產品品質法》，集團在中國應當履行產品品質的責任與義務。

合規措施

本集團已採納內部監控及控制措施，記錄合同的簽訂、履行、變更等全過程，以控制合同風險。

除已落實供應商簽署品質協議等相關文件的政策，本集團亦設置嚴格的物料入庫驗收程式、產品出廠檢測程式，確保產品品質符合法律規定。

香港法例第26章《貨品售賣條例》（「《貨品售賣條例》」）；香港法例第457章《服務提供（隱含條款）條例》（「《服務提供（隱含條款）條例》」）

主要範圍

《貨品售賣條例》規管本集團於香港的貨品售賣。《貨品售賣條例》規定，憑貨品說明售貨的合約，均有貨品必須與貨品說明相符的隱含條件。它亦規定，凡賣方在業務運作中售貨，有一項隱含的條件：根據合約供應的貨品具可商售品質，除非滿足例外條件。

《服務提供（隱含條款）條例》規管本集團於香港的服務提供。《服務提供（隱含條款）條例》規定，凡提供人是在業務過程中行事，則在有關的服務提供合約中，即有一隱含條款，規定該人須以合理程度的謹慎及技術作出服務。它亦規定，凡服務提供合約就提供人在業務過程中所提供的服務，沒有訂明作出服務的時間，或非以雙方的交易過程來決定，則在該合約中即有一隱含條款，規定提供人須在合理時間內作出該項服務。



Report of the Directors

董事會報告

Compliance measures

The Group has adopted appropriate internal control, quality control measures, customer feedback system and implemented standardised product return policies to ensure compliance with SOGO and SOSO in relation to the supply of goods and services in Hong Kong.

During the year, there has been no violation or breach of relevant laws and regulations that had a significant impact on the Group.

RELATIONSHIP WITH KEY STAKEHOLDERS

The Group emphasises on maintaining good relationship with its stakeholders and considers it a key element to sustainable business growth.

Employees

The Group has always been people-oriented and has attached great importance to human resource management. We attract excellent talents through fair recruitment policy and provide employees with training opportunities, good career development prospect and growth opportunities. From time to time, we offer our employees remuneration packages that are comprehensive and attractive. Some employees are granted options under the Company's share option scheme in recognition of their contribution. We also value our employee's physical and mental development. Diverse events and activities are organised for the employees for fostering work-life balance and personal growth.

Customers

The Group is committed to offering our customers products and services to the best of our ability. We highly value comments and suggestions of our customers and have always maintained effective communications with the customers. We will continue to reach out for current and prospective customers through, inter-alia, on-site visits and major customers satisfaction surveys. We believe that customers' feedback would help us to identify areas of improvement and advance us to achieve excellence.

Suppliers

Maintaining good relationship with suppliers is essential to the Group's business performance and growth because suppliers can have direct influence over the quality of the products and services and customer satisfaction. We adopt a "Management Measures for Suppliers" in respect of the supplier selection procedures, quality testing methods and comprehensive appraisal and evaluation system on potential and existing suppliers and their products and performance. We are committed to establishing a close and long-term cooperation relationship with business partners.

合規措施

本集團已採取適當的內部控制、質量控制措施、客戶反饋系統並實施標準化的產品退貨政策，以確保在香港提供貨品及服務時遵守《貨品售賣條例》及《服務提供（隱含條款）條例》。

於年內，並無違規或觸犯對集團有重大影響的相關法律法規。

與主要利益相關者的關係

本集團重視與利益相關者保持良好關係，並認為其是業務可持續增長的關鍵因素。

僱員

本集團一直貫徹以人為本，高度重視人力資源管理。我們透過公平的招聘政策吸納優秀人才，並提供培訓機會，給予員工良好的事業發展前景和成長機會。我們不時確保其薪酬待遇全面及具吸引力，本集團部分員工根據公司購股權計劃獲授予購股權，以獎勵其貢獻。我們亦重視員工的身心發展。為僱員組織各種活動，以促進工作與生活的平衡及個人發展。

客戶

本集團致力於以最大的能力提供我們的客戶產品及服務。我們高度重視客戶的意見及建議，一直與客戶保持有效的溝通。我們將尤其透過現場訪問及對主要客戶進行滿意度調查，繼續接觸現有和潛在客戶。我們相信客戶的反饋將有助我們確定須改進的地方，並推動我們實現卓越。

供應商

與供應商保持良好的關係對本集團的業務表現及增長至關重要，因為供應商可對產品及服務的質量以及客戶滿意度產生直接影響。我們採取《供應商管理辦法》的供應商選擇程序、質量檢測方法及潛在和現有供應商及其產品和性能的全面評估及評價制度。我們致力與業務夥伴建立密切和長久的合作關係。

Report of the Directors

董事會報告

RESULTS AND APPROPRIATIONS

The results of the Group for the year ended 31 December 2021 are set out in the consolidated income statement on page 79.

DIVIDEND

The Board's goal is to bring sustainable returns to shareholders whilst retaining adequate reserves for the Group's future development. Pursuant to the Company's dividend policy, dividends may be recommended, declared and paid to shareholders from time to time, determined at the sole and absolute discretion of the Board, taking into account the following factors:

- Group's financial results and general financial condition;
- the level of the Group's debts to equity ratio and return on equity;
- liquidity position and capital requirement of the Group;
- the Group's current and future operations;
- the Group's business development strategies and future expansion plans;
- the general market conditions;
- any relevant requirements of the Listing Rules and applicable laws, rules and regulations and the memorandum and articles of association of the Company; and
- any other factors that the Board considers relevant.

During the year,

- a final dividend of HK\$0.10 per ordinary share for the year ended 31 December 2020, amounting to approximately HK\$109.8 million, was declared and paid to the shareholders of the Company; and
- an interim dividend of HK\$0.12 per ordinary share for the six months ended 30 June 2021 (2020: HK\$0.07 per ordinary share), amounting to approximately HK\$131.8 million, was declared and paid to the shareholders of the Company.

In addition, a special dividend of HK\$0.10 per ordinary share declared on 18 December 2020, amounting to approximately HK\$109.3 million was paid to the shareholders of the Company on 22 January 2021.

業績及分配

本集團截至二零二一年十二月三十一日止年度的業績載於第79頁的綜合收益表。

股息

董事會的目標是為股東帶來持續回報同時為本集團的未來發展保留充足儲備。根據本公司的股息政策，本公司或會不時向股東建議宣派及派付股息，由董事會考慮下列因素全權酌情決定：

- 本集團的財務業績及整體財務狀況；
- 本集團的債務對權益比率及股本回報率；
- 本集團的流動資金狀況及資本需求；
- 本集團的當前及未來營運；
- 本集團的業務發展策略及未來擴充計劃；
- 整體市況；
- 上市規則及適用法例、規則及規例以及本公司組織章程大綱及細則的任何相關規定；及
- 董事會認為相關的任何其他因素。

年內，

- 已向本公司股東宣派及支付截至二零二零年十二月三十一日止年度的末期股息每股普通股0.10港元，為數約109.8百萬港元；及
- 已向本公司股東宣派及支付截至二零二一年六月三十日止六個月的中期股息每股普通股0.12港元（二零二零年：每股普通股0.07港元），為數約131.8百萬港元。

此外，已於二零二一年一月二十二日向本公司股東支付於二零二零年十二月十八日宣派的特別股息每股普通股0.10港元，為數約109.3百萬港元。



Report of the Directors 董事會報告

The Board has recommended a payment of final dividend of HK\$0.15 per ordinary share for the year ended 31 December 2021 (2020: HK\$0.10 per ordinary share) to shareholders of the Company whose names appear on the register of members of the Company at the close of business on Thursday, 2 June 2022, subject to the approval of shareholders of the Company at the forthcoming annual general meeting of the Company which will be held on Thursday, 12 May 2022 (the "AGM"), and if passed, the final dividend will be paid on Tuesday, 21 June 2022. For determining the entitlement to the proposed final dividend, the register of members of the Company will be closed from Tuesday, 31 May 2022 to Thursday, 2 June 2022, both days inclusive, during which period no transfer of shares will be registered. In order to qualify for the final dividend, all transfer documents accompanied by the relevant share certificates must be lodged with the Company's branch share registrar and transfer office in Hong Kong, Tricor Investor Services Limited at Level 54, Hopewell Centre, 183 Queen's Road East, Hong Kong (the "Share Registrar") not later than 4:30 p.m. on Monday, 30 May 2022. For the year ended 31 December 2021, the total dividend per ordinary share amounted to HK\$0.27 (2020: HK\$0.27), subject to the shareholders' approval of the proposed final dividend at the AGM.

RECORD DATE FOR DETERMINING ELIGIBILITY TO ATTEND AND VOTE AT THE AGM

Record date (being the last date for registration of any share transfer given there will be no book closure) for determining the entitlement of the shareholders of the Company to attend and vote at the AGM will be Thursday, 5 May 2022. All transfer documents accompanied by the relevant share certificates must be lodged with the Share Registrar, for registration no later than 4:30 p.m. on Thursday, 5 May 2022.

RESERVES

Details of the movements in the reserves of the Group and of the Company during the year are set out in the consolidated statement of changes in equity and in Note 27 to the consolidated financial statements.

董事會建議向於二零二二年六月二日(星期四)營業時間結束時名列於本公司股東名冊的股東派付截至二零二一年十二月三十一日止年度的末期股息每股普通股0.15港元(二零二零年：每股普通股0.10港元)，惟須由本公司股東在即將於二零二二年五月十二日(星期四)舉行的本公司股東週年大會(「股東週年大會」)上批准方可作實，倘通過，將於二零二二年六月二十一日(星期二)支付末期股息。為釐定獲得建議末期股息的資格，本公司將於二零二二年五月三十一日(星期二)至二零二二年六月二日(星期四)止(包括首尾兩日)暫停辦理股份登記手續，期間將不會辦理股份過戶手續。為符合取得末期股息的資格，所有股份過戶文件連同有關股票須於二零二二年五月三十日(星期一)下午四時三十分前送交本公司的香港股份過戶登記分處卓佳證券登記有限公司(地址為香港皇后大道東183號合和中心54樓)(「股份過戶登記處」)，辦理股份登記手續。於截至二零二一年十二月三十一日止年度，每股普通股股息總額為0.27港元(二零二零年：0.27港元)，惟須由股東於股東週年大會上批准建議末期股息方可作實。

確定有權出席股東週年大會並於會上投票的記錄日期

為確定本公司股東出席股東週年大會並於會上投票的權利的記錄日期(鑒於將不會暫停辦理股份過戶登記，即指進行任何股份過戶登記的截止日期)為二零二二年五月五日(星期四)。本公司股東必須於二零二二年五月五日(星期四)下午四時三十分前，將所有股份過戶文件連同有關股票送交股份過戶登記處進行登記。

儲備

年內本集團及本公司的儲備變動詳情載於綜合權益變動表及綜合財務報表附註27。

Report of the Directors

董事會報告



DONATIONS

Charitable donations of approximately HK\$174,000 were made by the Group during the year (2020: HK\$110,000).

PROPERTY, PLANT AND EQUIPMENT

Details of the movements in property, plant and equipment of the Group are set out in Note 14 to the consolidated financial statements.

SHARE CAPITAL, SHARE OPTIONS AND EQUITY-LINKED AGREEMENTS

Details of the movements in the Company's share capital are set out in Note 26 to the consolidated financial statements.

Save as disclosed in the section headed "Share Option Scheme", no equity-linked agreement was entered into by the Group, or subsisted during the year ended 31 December 2021.

SHARE OPTION SCHEME

The Company operates a share option scheme adopted on 2 May 2019 ("Share Option Scheme").

The purpose of the Share Option Scheme is to reward eligible participants who have contributed or will contribute to the Group and to encourage eligible participants to work towards enhancing the value of the Company and its shares for the benefit of the Company and the shareholders as a whole.

Eligible participants of the Share Option Scheme include any Director, officer, employee or consultant of any member of the Group and any other groups or classes of participants which the Board, in its absolute discretion, considers to have contributed or will contribute, whether by way of business alliance or other business arrangement, to the development and growth of the Group. The Board recognises persons other than the Group's personnel may also contribute to the Group's development and growth if such persons can contribute in the capacity of distributors, contractors, suppliers, agents, customers, business partners or other service providers of the Group. The Board will apply the aforesaid in any consideration of potential eligible participants that are not the Group's personnel.

捐款

本集團於年內作出慈善捐款約174,000港元(二零二零年：110,000港元)。

物業、廠房及設備

本集團物業、廠房及設備的變動詳情載於綜合財務報表附註14。

股本、購股權及股票掛鈎協議

本公司股本的變動詳情載於綜合財務報表附註26。

除「購股權計劃」一節所披露者外，截至二零二一年十二月三十一日止年度，本集團概無訂立或概無存續任何股權掛鈎協議。

購股權計劃

本公司運作一項於二零一九年五月二日採納的購股權計劃(「購股權計劃」)。

購股權計劃旨在獎勵曾經或將為本集團作出貢獻之合資格參與者，並鼓勵合資格參與者以本公司及股東的整體利益為依歸，致力提高本公司及股份的價值。

購股權計劃之合資格參與者包括本集團任何成員公司之任何僱員、董事、高級職員或顧問，及董事會全權酌情認為已對或將對本集團之發展及增長作出貢獻(無論是透過業務聯盟或其他業務安排)之任何其他團體或參與者類別。董事會認可，非本集團員工之人士也可以本集團分銷商、承包商、供應商、代理商、客戶、業務夥伴或其他服務供應商之身份對本集團之發展及增長作出貢獻。董事會將在考慮並非本集團員工之潛在合資格參與者時應用上文所述。



Report of the Directors 董事會報告

The total number of shares issued and to be issued upon the exercise of share options granted to each eligible participant (including both exercised and outstanding options) in any 12-month period must not exceed 1.0% of the total number of the shares of the Company in issue. For options granted to a substantial shareholder or an independent non-executive Director, or any of their respective associates, the said limit is reduced to 0.1% of the shares of the Company in issue and HK\$5 million in aggregate value based on the closing price of the Shares on the date of each grant.

The exercise price for the share options shall be determined by the Board and must be not lower than the highest of:

- (1) the closing price of the shares as stated in the daily quotations sheets issued by the Stock Exchange on the date of grant;
- (2) the average closing price of the shares as stated in the daily quotations sheets issued by the Stock Exchange for the five trading days immediately preceding the date of grant; and
- (3) the nominal value of the shares.

There is no minimum period for which a share option must be held or performance targets which need to be achieved by the grantee before the share option can be exercised. However, such restrictions may be imposed on a case by case basis as terms of the grant.

The grantees of share options shall each pay the Company HK\$1 in acceptance of the Company's offer to the grant of option within 30 days inclusive of, and from, the date of grant.

The maximum number of shares issuable upon exercise of all options to be granted under share option scheme will be 82,514,550 shares, being 7.5% of the total number of shares in issue on 2 May 2019, the date of adoption of the Share Option Scheme.

Subject to the early termination or amendment by an ordinary resolution in general meeting of shareholders and/or resolutions of the Board, the Share Option Scheme shall be valid and effective for a period of 10 years commencing on the date of adoption on 2 May 2019 and expiring on the tenth anniversary thereof.

During the year ended 31 December 2021, no share option was granted, cancelled or lapsed, and a total of 9,698,000 share options (which were part of the share options granted to the employees on 2 October 2019) were exercised, and the weighted average closing price of the shares immediately before the dates on which the options were exercised was HK\$8.90 per share. The particulars of the share options under the Share Option Scheme are as follows:

已發行及行使授予各合資格參與者的購股權（包括已行使及尚未行使購股權）時將予發行的股份總數於任何12個月期間不得超過本公司已發行股份總數的1.0%。就授予一名主要股東或一名獨立非執行董事或彼等各自任何聯繫人的購股權而言，所述限額減至本公司已發行股份的0.1%，且基於股份於各授出日期的收市價限額總值為5百萬港元。

購股權的行使價將由董事會釐定，不得低於以下最高者：

- (1) 於授出日期聯交所發表的每日報價表所載的股份收市價；
- (2) 緊接授出日期前五個交易日聯交所發表的每日報價表所載的股份平均收市價；及
- (3) 股份面值。

行使購股權前，並無必須持有該購股權之最短期限，承授人亦無需達成任何績效目標。然而，這種限制可能會按個別情況施加作為授予購股權的條款。

購股權之承授人須就接納本公司授出購股權之要約於授出日期（包括當日）起計30天內向本公司支付1港元。

根據購股權計劃將授出之所有購股權獲行使可予發行之股份數目最多將為82,514,550股股份，佔於二零一九年五月二日（即購股權計劃之採納日期）已發行股份總數之7.5%。

視乎根據股東於股東大會的普通決議案及／或董事會決議案提前終止或修訂，購股權計劃將自於二零一九年五月二日採納日期起及於滿十週年日期屆滿的10年期間具效力及有效。

截至二零二一年十二月三十一日止年度，並無任何購股權獲授出、註銷或失效，且合共9,698,000份購股權（此為於二零一九年十月二日授予僱員的購股權的一部份）已行使，股份於緊接購股權獲行使當日前的加權平均收市價為每股8.90港元。購股權計劃項下購股權的詳情如下：

Report of the Directors

董事會報告



MOVEMENTS IN THE SHARE OPTIONS OF THE COMPANY

本公司的購股權變動

Name	Date of grant	Closing price immediately before the date of grant	Exercise price	Number of outstanding share options held as at 1 January 2021 於二零二一年一月一日所持之尚未行使購股權數目	Granted during the year	Exercised during the year	Lapsed during the year	Cancelled during the year	Number of outstanding share options held as at 31 December 2021 於二零二一年十二月三十一日所持之尚未行使購股權數目
姓名	授出日期	緊接授出日期前的收市價 (HK\$) (港元)	行使價 (HK\$) (港元)		年內授出	年內行使	年內失效	年內註銷	
Directors									
董事									
Nie Guoming 聶國明	2 October 2019* 二零一九年十月二日*	3.530	3.570	1,000,000	-	-	-	-	1,000,000
Lu Jie 蘆杰	2 October 2019* 二零一九年十月二日*	3.530	3.570	11,000,000	-	-	-	-	11,000,000
Li Wenjin 李文晉	2 October 2019* 二零一九年十月二日*	3.530	3.570	11,000,000	-	-	-	-	11,000,000
Total for Directors 總計				23,000,000	-	-	-	-	23,000,000
Employees									
僱員									
(In aggregate) (總計)	2 October 2019* 二零一九年十月二日*	3.530	3.570	46,584,000	-	(9,698,000)	-	-	36,886,000
Total for Employees 僱員總計				46,584,000	-	(9,698,000)	-	-	36,886,000
Total 總數				69,584,000	-	(9,698,000)	-	-	59,886,000 [†]

* 30% of the share options were vested on the date of grant, a further 30% were vested on the first anniversary of the date of grant and the remaining 40% were vested on the second anniversary of the date of grant. All share options are immediately exercisable after being vested to the grantees. The exercise period of these share options shall be 5 years from the date of grant, subject to the aforesaid vesting period.

[†] As at the date of this report, a total of 59,886,000 shares (representing approximately 5.52% of the shares in issue as at the date of this Report) are available for issue under the Share Option Scheme.

* 30% 購股權已於授出日期歸屬，另外30% 購股權已於授出日期一週年歸屬承授人，其餘40% 購股權已於授出日期兩週年歸屬承授人。所有購股權歸屬後可立刻行使。該等購股權的行使期為自授出日期起計五年，惟須受限於前述歸屬期。

[†] 截至本報告日期，根據購股權計劃可予發行59,886,000股股份（相當於本報告日期已發行股本約5.52%）。



Report of the Directors

董事會報告

DISTRIBUTABLE RESERVES

As at 31 December 2021, the Company had reserves available for distribution as calculated under the Companies Act 1981 of Bermuda (as amended) amounting to HK\$143,952,000 (2020: HK\$45,082,000). However, the Company's share premium account, in the amount of HK\$1,191,367,000 (2020: HK\$1,243,352,000) may be distributed in the form of fully paid bonus shares.

PRE-EMPTIVE RIGHTS

There is no provision for pre-emptive rights under the Bye-laws and no restriction against such rights under the laws of Bermuda.

FIVE YEARS FINANCIAL SUMMARY

A summary of the results and financial position of the Group for the last five financial years is set out on page 187.

PURCHASE, SALE OR REDEMPTION OF SECURITIES

During the year, the Company repurchased an aggregate of 13,232,000 ordinary shares at an aggregate consideration of approximately HK\$86,630,870 on the Stock Exchange as follows:

可供分派儲備

根據百慕達一九八一年公司法（經修訂）計算，本公司於二零二一年十二月三十一日有為數143,952,000港元儲備可供分派（二零二零年：45,082,000港元）。然而，本公司可以繳足紅股方式分派股份溢價賬中為數1,191,367,000港元（二零二零年：1,243,352,000港元）的款項。

優先認股權

公司細則並無有關優先認股權的條文規定，而百慕達法例亦無有關該等權利的限制。

五年財務概要

本集團於過去五個財政年度的業績及財務狀況概要載於第187頁。

購買、出售或贖回證券

於年內，本公司於聯交所購回合共13,232,000股普通股，總計代價約為86,630,870港元，詳情如下：

Date of Repurchase	購回日期	No. of shares repurchased 已購回股份數目	Consideration per share 每股代價		Total Consideration Paid 已付總代價 HK\$ 港元
			Highest HK\$ 最高港元	Lowest HK\$ 最低港元	
19 January 2021	二零二一年一月十九日	800,000	8.40	7.88	6,505,000
22 April 2021	二零二一年四月二十二日	800,000	8.87	8.63	7,017,280
8 July 2021	二零二一年七月八日	796,000	8.85	8.69	6,962,600
4 November 2021	二零二一年十一月四日	1,600,000	6.20	5.70	9,705,890
10 November 2021	二零二一年十一月十日	1,122,000	6.16	5.80	6,810,820
18 November 2021	二零二一年十一月十八日	1,500,000	6.66	6.47	9,891,080
24 November 2021	二零二一年十一月二十四日	1,466,000	6.55	6.37	9,515,710
1 December 2021	二零二一年十二月一日	1,477,000	6.36	6.10	9,292,120
9 December 2021	二零二一年十二月九日	1,650,000	6.07	5.92	9,939,510
17 December 2021	二零二一年十二月十七日	1,700,000	5.49	5.36	9,217,580
24 December 2021	二零二一年十二月二十四日	321,000	5.55	5.47	1,773,280
Total	總計	13,232,000			86,630,870

Report of the Directors

董事會報告

The Board considers that the share repurchases were in the best interests of the Company and its shareholders and would lead to an enhancement of the net assets value per share and/or earnings per share of the Company. As at the date of this report, all of the above repurchased shares were cancelled and the issued share capital of the Company was reduced by the nominal value of these shares accordingly and the balance of consideration was charged against the share premium account.

Save as disclosed above, neither the Company nor any of its subsidiaries purchased, sold or redeemed any of the Company's shares or other listed securities during the year.

DIRECTORS

The Directors during the year and up to the date of this report were:

Executive Directors:

NIE Guoming
LU Jie
LI Wenjin

Independent Non-Executive Directors:

YIP Wai Ming
WU Min
MAN Kwok Kuen, Charles

Pursuant to the Bye-laws, one-third of the Directors are subject to retirement by rotation and re-election at least once every three years at the annual general meeting of the Company.

Mr. Nie Guoming and Dr. Wu Min will retire and, being eligible, will offer themselves for re-election at the forthcoming annual general meeting.

Separate resolutions shall also be proposed for the re-election of Dr. Wu Min, who has served the Company as an independent non-executive Director for more than 9 years, at the AGM pursuant to Code Provision B.2.3.

董事會認為，股份回購乃符合本公司及其股東之最佳利益，並可提高本公司之每股資產淨值及／或每股盈利。截至本報告日期，上述回購股份已全數註銷，且本公司的已發行股本已按該等股份的面值相應減少及餘下的代價已記入股份溢價賬。

除上文所披露者外，於年內，本公司或其任何附屬公司概無購買、出售或贖回本公司任何股份或其他上市證券。

董事

年內及直至本報告日期的董事為：

執行董事：

聶國明
蘆杰
李文晉

獨立非執行董事：

葉偉明
吳敏
文國權

根據公司細則，三分之一董事須至少每三年於本公司股東週年大會上輪值告退及膺選連任。

聶國明先生及吳敏博士將退任，而彼等符合資格並願意於應屆股東週年大會膺選連任。

根據守則條文第B.2.3條，吳敏博士（已擔任本公司獨立非執行董事超過九年）膺選連任之事宜將於股東週年大會上以獨立決議案提呈通過。



Report of the Directors

董事會報告

DIRECTORS' SERVICE CONTRACTS

As at the date of this report, each of the executive Directors has entered into a service contract with the Company for a term of three years commencing, from 23 May 2019 for Mr. Lu Jie and 1 December 2019 for Mr. Nie Guoming and Mr. Li Wenjin, unless otherwise terminated in accordance with the terms of their respective service contracts.

No director proposed for re-election at the forthcoming annual general meeting has an unexpired service contract with the Group which is not determinable by the Group within one year without payment of compensation (other than statutory compensation).

BIOGRAPHICAL DETAILS OF DIRECTORS AND SENIOR MANAGEMENT

Brief biographical details of the Directors and the senior management are set out on pages 6 to 8.

CHANGES IN INFORMATION OF DIRECTORS

Changes in the information of the Directors required to be disclosed pursuant to Rule 13.51B(1) of the Listing Rules are set out below:

Name of Directors 董事姓名	Details of changes 變更詳情
Nie Guoming 聶國明	Annual Director's fee revised to HK\$2,360,000 with effect from 1 January 2022. 自二零二二年一月一日起，年度董事袍金變更為2,360,000港元。
Lu Jie 蘆杰	Annual Director's fee revised to HK\$2,480,000 with effect from 1 January 2022. 自二零二二年一月一日起，年度董事袍金變更為2,480,000港元。
Li Wenjin 李文晉	Annual Director's fee revised to HK\$2,360,000 with effect from 1 January 2022. 自二零二二年一月一日起，年度董事袍金變更為2,360,000港元。
Yip Wai Ming 葉偉明	Annual Director's fee revised to HK\$300,000 with effect from 1 January 2022. 自二零二二年一月一日起，年度董事袍金變更為300,000港元。
Wu Min 吳敏	Annual Director's fee revised to HK\$300,000 with effect from 1 January 2022. 自二零二二年一月一日起，年度董事袍金變更為300,000港元。
Man Kwok Kuen, Charles 文國權	Annual Director's fee revised to HK\$300,000 with effect from 1 January 2022. 自二零二二年一月一日起，年度董事袍金變更為300,000港元。

董事的服務合約

於本報告日期，執行董事已各自與本公司訂立服務合約，蘆杰先生的任期自二零一九年五月二十三日起，而聶國明先生和李文晉先生的任期自二零一九年十二月一日起，為期三年，除非其中一方根據其服務合約的條款予以終止。

概無擬於即將舉行之股東周年大會上重選的董事與本集團訂立任何本集團不可於一年內無償（法定賠償除外）終止的服務合約。

董事及高級管理層履歷詳情

董事及高級管理層的履歷詳情載於第6至8頁。

董事資料之變更

根據上市規則第13.51B(1)條須予披露的董事資料變更載列如下：

Report of the Directors

董事會報告

PERMITTED INDEMNITY PROVISION

A permitted indemnity provision for the benefit of the Directors and officers of the Group is currently in force and remained in force throughout the financial year.

Throughout the year, the Company has maintained appropriate directors and officers liability insurance cover providing indemnity against liability, including but not limited to liability in respect of legal action against the Directors and officers thereby sustained or incurred arising from or incidental to execution of duties of his/her offices.

DIRECTORS' AND CHIEF EXECUTIVE'S INTERESTS AND SHORT POSITIONS IN THE SHARES, UNDERLYING SHARES AND DEBENTURES

As at 31 December 2021, the interests and short positions of each Director and the chief executive of the Company (the "Chief Executive") in the Company's shares (the "Shares"), underlying shares and debentures of the Company and its associated corporations (within the meaning of Part XV of the Securities and Futures Ordinance ("SFO")), as recorded in the register maintained by the Company under section 352 of the SFO or as otherwise notified to the Company and The Stock Exchange of Hong Kong Limited (the "Stock Exchange") pursuant to the Model Code for Securities Transactions by Directors of the Listed Issuers (the "Model Code") in Appendix 10 to the Listing Rules are as follows:

Ordinary shares of HK\$0.10 each in the Company

Name of Director	Capacity	Personal interests	Other interests ⁽ⁱ⁾	Total ⁽ⁱ⁾	Approximate percentage of shareholding
董事姓名	持股身份	個人權益	其他權益 ⁽ⁱ⁾	總額 ⁽ⁱ⁾	股權之概約百分比*
Nie Guoming (Chairman) 聶國明 (主席)	Beneficial owner 實益擁有人	4,200,000	1,000,000	5,200,000(L)	0.48%
Lu Jie (Chief Executive Officer) 蘆杰 (行政總裁)	Beneficial owner 實益擁有人	8,870,000	11,000,000	19,870,000(L)	1.82%
Li Wenjin 李文晉	Beneficial owner 實益擁有人	2,890,000	11,000,000	13,890,000(L)	1.27%

Notes:

- (i) The letter "L" denotes a long position in Shares.
- (ii) These represented the underlying interests in Shares in respect of share options granted to the respective Director subject to certain vesting conditions, the details of which are provided in the section headed "Share Option Scheme" in this Report of the Directors.

* The percentage is calculated based on the total number of Shares in issue as at 31 December 2021 which was 1,092,974,000 ordinary shares.

獲准許的彌償條文

本集團董事及高級管理人員之獲准許的彌償條文現時及於整個年度一直生效。

於本年度，本公司已投購適當的董事及高級管理人員責任保險以彌償責任，其中包括但不限於董事及高級管理人員因履行其職責而產生或附帶產生的法律訴訟責任。

董事及行政總裁於股份、相關股份及債券的權益及淡倉

於二零二一年十二月三十一日，各董事及本公司行政總裁（「行政總裁」）於本公司及其相聯法團（定義見證券及期貨條例（「證券及期貨條例」）第XV部）的本公司股份（「股份」）、本公司相關股份及債券中，擁有已記入本公司根據證券及期貨條例第352條存置的登記冊或根據上市規則附錄10所載上市發行人董事進行證券交易的標準守則（「標準守則」）已知會本公司及香港聯合交易所有限公司（「聯交所」）的權益及淡倉如下：

本公司每股面值0.10港元的普通股

Personal interests	Other interests ⁽ⁱ⁾	Total ⁽ⁱ⁾	Approximate percentage of shareholding
個人權益	其他權益 ⁽ⁱ⁾	總額 ⁽ⁱ⁾	股權之概約百分比*
4,200,000	1,000,000	5,200,000(L)	0.48%
8,870,000	11,000,000	19,870,000(L)	1.82%
2,890,000	11,000,000	13,890,000(L)	1.27%

附註：

- (i) 「L」表示股份的好倉。
- (ii) 指於股份中的相關權益，有關授予各董事並受限於歸屬條件的購股權，詳情載於本董事會報告「購股權計劃」一節。

* 百分比乃根據本公司於二零二一年十二月三十一日已發行股份總數（即1,092,974,000股普通股）計算。



Report of the Directors

董事會報告

SUBSTANTIAL SHAREHOLDERS' INTERESTS AND SHORT POSITIONS IN THE SHARES AND UNDERLYING SHARES

As at 31 December 2021, the interests and short positions of substantial shareholders (not being a Director or the Chief Executive) in the shares and underlying shares of the Company as recorded in the register maintained by the Company under Section 336 of the SFO are as follows:

主要股東於股份及相關股份的權益及淡倉

按本公司根據證券及期貨條例第336條存置的登記冊所顯示，於二零二一年十二月三十一日，主要股東（而非董事或行政總裁）於本公司的股份及相關股份中所擁有的權益及淡倉如下：

Name of shareholder	Capacity	Class of securities	Total number of Shares ⁽¹⁾	Approximate percentage of shareholding ⁽²⁾
股東名稱	身份	證券類別	股份總數 ⁽¹⁾	概約控股百分比 ⁽²⁾
Hi Sun Technology (China) Limited ("Hi Sun") 高陽科技(中國)有限公司(「高陽」)	Beneficial owner 實益擁有人	Ordinary 普通股	364,000,000(L)	33.30%
FMR LLC	Interest of controlled corporations 受控法團權益	Ordinary 普通股	76,603,500(L) ⁽³⁾	7.01%
Brandes Investment Partners, L.P.	Investment manager 投資經理	Ordinary 普通股	57,334,000(L)	5.25%

Notes:

- The letter "L" denotes a long position in Shares.
- The percentage is calculated based on the total number of Shares in issue as at 31 December 2021 which was 1,092,974,000 ordinary shares.
- These shares are held by FMR LLC through various corporations 100% directly or indirectly controlled by it.

附註：

- 字母「L」表示於股份的好倉。
- 百分比乃根據本公司於二零二一年十二月三十一日已發行股份總數（即1,092,974,000股普通股）計算。
- FMR LLC通過其各個100%直接或間接受控法團持有該等股份。

Report of the Directors

董事會報告



CONNECTED TRANSACTIONS

Save as disclosed below and in Notes 17 and 33 to the consolidated financial statements, the Group did not enter into any other connected transactions or continuing connected transactions which is subject to disclosure requirements under Chapter 14A of the Listing Rules during the year ended 31 December 2021.

Connected Transaction

Non-exercise of the right of first refusal

Reference is made to the announcement of the Company dated 15 December 2021 in relation to the non-exercise of the rights of first refusal by Wonder Pax Technology (Shenzhen) Co., Ltd. (“Wonder Pax”), an indirect wholly-owned subsidiary of the Company, to acquire equity interest in Megahunt Technologies Inc. (formerly known as “Mega Hunt Microelectronics (Beijing) Limited”) (“Megahunt”).

Megahunt was owned as to approximately 3.64% by Wonder Pax and approximately 65.73% by Mega Hunt Microelectronics Limited (“Megahunt HK”) respectively. On 15 December 2021, Wonder Pax received a notice of transfer from Megahunt HK in respect of Megahunt HK’s intention to transfer (the “Transfer”) an aggregate of approximately 20% equity interest in Megahunt (the “Relevant Interest”) at an aggregate consideration of approximately RMB208.7 million (equivalent to approximately HK\$255.3 million) to certain transferees (the “Transferees”).

Pursuant to the investment agreement entered into between Wonder Pax, Megahunt, Megahunt HK, Hi Sun and certain other independent third parties, Wonder Pax shall be entitled to purchase the Relevant Interest (or any part thereof) on the same terms and conditions as offered by Megahunt HK to the Transferees (the “Right of First Refusal”).

On 15 December 2021, Wonder Pax decided not to exercise the Right of First Refusal to acquire the Relevant Interest (or any part thereof). No consideration was payable or received by the Group pursuant to the non-exercise of the Right of First Refusal. Wonder Pax also entered into an agreement with an independent third-party purchaser (the “Purchaser”) and Megahunt to dispose of its entire approximately 3.64% equity interest in Megahunt to the Purchaser at a consideration of approximately RMB43.6 million (equivalent to approximately HK\$53.4 million) (the “Disposal”), and a gain of approximately RMB22.0 million (equivalent to approximately HK\$26.5 million) was recognised in the year ended 31 December 2021.

Pursuant to the non-exercise of the Right of First Refusal and subsequent to the completion of the Disposal which took place on 28 December 2021, Wonder Pax no longer held any equity interest in Megahunt.

關連交易

除下文及綜合財務報表附註17及33所披露外，本集團於二零二一年十二月三十一日止年度概無訂立任何其他須符合上市規則第十四A章披露要求的關連交易或持續關連交易。

關連交易

不行使優先購買權

茲提及本公司日期為二零二一年十二月十五日的公佈，內容有關本公司間接全資附屬公司萬達百匯科技(深圳)有限公司(「萬達百匯」)不行使優先購買權以收購兆訊恒達科技股份有限公司(前稱「兆訊恒達微電子技術(北京)有限公司」)(「兆訊恒達」)的股本權益。

兆訊恒達由萬達百匯及兆訊微電子有限公司(「兆訊香港」)分別擁有約3.64%及約65.73%權益。於二零二一年十二月十五日，萬達百匯收到兆訊香港就兆訊香港擬以總代價約人民幣208.7百萬元(相當於約255.3百萬港元)向若干承讓人(「承讓人」)轉讓兆訊恒達合共約20%股權(「有關權益」)發出的轉讓通知(「該轉讓」)。

根據萬達百匯、兆訊恒達、兆訊香港、高陽及若干其他獨立第三方訂立的投資協議，萬達百匯有權按兆訊香港提供予承讓人的相同條款及條件購買有關權益(或其任何部分)(「優先購買權」)。

於二零二一年十二月十五日，萬達百匯決定不行使優先購買權以收購有關權益(或其任何部分)。本集團並無因不行使優先購買權而應付或收取任何代價。萬達百匯亦與獨立第三方買方(「買方」)及兆訊恒達訂立協議，以代價約人民幣43.6百萬元(相當於約53.4百萬港元)向買方出售其於兆訊恒達的全部約3.64%股權(「出售事項」)，並於截至二零二一年十二月三十一日止年度確認收益約人民幣22.0百萬元(相等於約26.5百萬港元)。

根據不行使優先購買權，於二零二一年十二月二十八日完成出售事項後，萬達百匯不再持有兆訊恒達的任何股權。



Report of the Directors 董事會報告

In light of the uncertainties over the ongoing COVID-19 pandemic, the Group continues to maintain a prudent stance in evaluating investment. The non-exercise of the Right of First Refusal is in line with the Group's investment objectives.

Hi Sun is a substantial shareholder of the Company and is therefore a connected person of the Company under Chapter 14A of the Listing Rules. As Megahunt HK is an indirect wholly-owned subsidiary of Hi Sun, Megahunt HK is an associate of Hi Sun and hence a connected person of the Company under Chapter 14A of the Listing Rules. As such, the non-exercise of the Right of First Refusal constitutes a connected transaction of the Company under Chapter 14A of the Listing Rules.

Continuing Connected Transactions

Framework agreements with Hi Sun

Hi Sun and its subsidiaries (collectively the "Hi Sun Group") are connected persons (as defined in the Listing Rules) of the Company. Accordingly, transactions between the Group and Hi Sun Group constitute connected transactions for the Company under the Listing Rules. During the year ended 31 December 2021, the Group, from time to time, entered into individual agreements with the Hi Sun Group relating to (i) the supply of E-payment Terminals Products (the "E-payment Terminals Transactions") to Hi Sun Group under the 2019 Framework Agreement (as defined below); and (ii) the purchase of Chips (the "Chips Transactions") from Hi Sun Group under the 2020 Chips Framework Agreement (as amended and supplemented by the Supplementary Agreement) (as defined below) respectively. These transactions constituted continuing connected transactions of the Company under the Listing Rules.

i. Supply of E-payment Terminals Products

On 5 December 2018, the Company entered into a framework agreement (the "2019 Framework Agreement") with Hi Sun, pursuant to which the Group agreed to sell and Hi Sun Group agreed to purchase E-payment Terminals Products for a term of 3 years commencing on 1 January 2019 and expiring on 31 December 2021.

The annual caps of the total contract value for the E-payment Terminals Transactions under the 2019 Framework Agreement for each of the three years ending 31 December 2019, 31 December 2020 and 31 December 2021 were all set at HK\$170,000,000 and the actual aggregate contract value for the E-payment Terminals Transactions for each of the three years ended 31 December 2019, 31 December 2020 and 31 December 2021 were approximately HK\$47,498,000, HK\$38,595,000 and HK\$26,220,000 respectively.

鑒於當前新型冠狀病毒疫情的不確定性，本集團於評估投資時繼續保持謹慎的立場。不行使優先購買權符合本集團的投資目標。

高陽為主要股東，因此，根據上市規則第十四A章，其為本公司的關連人士。由於兆訊香港為高陽的間接全資附屬公司，兆訊香港為高陽的聯繫人，故根據上市規則第十四A章，其為本公司的關連人士。因此，根據上市規則第十四A章，不行使優先購買權構成本公司的關連交易。

持續關連交易

與高陽訂立框架協議

高陽及其附屬公司（統稱「高陽集團」）均為本公司的關連人士（定義見上市規則）。因此，根據上市規則，本集團與高陽集團之間的交易構成本公司的關連交易。截至二零二一年十二月三十一日止年度，本集團不時與高陽集團訂立以下有關的個別協議：(i)根據二零一九年框架協議（定義見下文）供應電子支付終端產品（「電子支付終端交易」）予高陽集團以及(ii)二零二零年芯片框架協議（經補充協議所修改及補充）（定義見下文）向高陽集團購買芯片（「芯片交易」）。根據上市規則，該等交易構成本公司的持續關連交易。

i. 供應電子支付終端產品

於二零一八年十二月五日，本公司與高陽訂立一份框架協議（「二零一九年框架協議」），據此，本集團同意出售而高陽集團同意購買電子支付終端產品，於二零一九年一月一日開始，並於二零二一年十二月三十一日屆滿，為期三年。

根據二零一九年框架協議，截至二零一九年十二月三十一日、二零二零年十二月三十一日及二零二一年十二月三十一日止三個年度，電子支付終端交易的合約總額年度上限均為170,000,000港元，而截至二零一九年十二月三十一日、二零二零年十二月三十一日及二零二一年十二月三十一日止三個年度電子支付終端交易的實際合約價值分別約為47,498,000港元、38,595,000港元及26,220,000港元。

Report of the Directors

董事會報告



As the sale of the E-payment Terminals Products to Hi Sun Group is in line with the business model of the Group and can continue to generate stable income for the Group in the China market, the Company entered into another framework agreement (the “2022 Framework Agreement”) with Hi Sun on 23 December 2021, pursuant to which the Group agreed to sell and Hi Sun Group agreed to purchase the E-payment Terminals Products. The term of the 2022 Framework Agreement commenced on 1 January 2022 and will expire on 31 December 2024. The annual caps of the total contract value for the sale and purchase of E-payment Terminals Products under the 2022 Framework Agreement for each of the three years ending 31 December 2022, 31 December 2023 and 31 December 2024 were set at HK\$20,000,000.

During the year, the Group has followed the internal control measures and policies in determining the prices and terms of the individual agreements governing the E-payment Terminals Transactions, and all E-payment Terminals Transactions were on terms no less favourable to the Group than those offered to independent third parties for products of comparable quality, quantity and specifications.

ii. Purchase of Chips

On 30 December 2019, the Company entered into a framework agreement (the “2020 Chips Framework Agreement”) with Hi Sun, pursuant to which the Group agreed to purchase and Hi Sun Group agreed to sell the mag-stripe card security decoder chips (the “Security Decoder Chips”), the security micro controller unit chips (the “Security Micro Controller Unit Chips”) and the contactless reader chips (the “Contactless Reader Chips”, collectively with the Security Decoder Chips and Security Micro Controller Unit Chips, the “Chips”) for a term of 3 years commencing on 1 January 2020 and expiring on 31 December 2022.

The Board envisaged that the annual caps contemplated under the 2020 Chips Framework Agreement could not meet the business needs of the Group. On 10 September 2021, the Company and Hi Sun entered into a supplemental agreement (the “Supplemental Agreement”) to revise the annual caps for the two years ending 31 December 2021 and 31 December 2022 under the 2020 Chips Framework Agreement, in order to cope with the strong and increasing market demand for the Group’s E-Payment Terminals, the upward price adjustment of Chips due to chips shortage and general upsurge of production costs and the Group’s production capacity assurance measures, in view of the relatively high utilisation rate of the annual caps.

由於各高陽集團銷售電子支付終端產品符合本集團的業務模式，並能繼續為本集團在中國市場帶來穩定的收入，本公司與高陽於二零二一年十二月二十三日訂立另一份框架協議（「二零二二年框架協議」），據此，本集團同意出售而高陽集團同意購買電子支付終端產品。二零二二年框架協議期限於二零二二年一月一日開始，並將於二零二四年十二月三十一日屆滿。根據二零二二年框架協議，截至二零二二年十二月三十一日、二零二三年十二月三十一日及二零二四年十二月三十一日止三個年度各年的買賣電子支付終端產品的合約總額年度上限皆為20,000,000港元。

年內，本集團於釐定跟高陽集團電子支付終端交易的價格及個別協議的條款時一直遵循內部監控措施及政策，且所有電子支付終端交易銷售條款對本集團而言均不遜於向獨立第三方提供可比較質素、數量和規格之產品的條款。

ii. 購買芯片

於二零一九年十二月三十日，本公司與高陽訂立一項新框架協議（「二零二零年芯片框架協議」），據此，本集團同意購買及高陽集團同意出售磁條卡加密解碼芯片（「加密解碼芯片」）、加密安全處理器芯片（「處理器芯片」）及非接觸卡讀卡芯片（「非接觸卡讀卡芯片」，連同加密解碼芯片及處理器芯片，統稱「芯片」），自二零二零年一月一日起，並於二零二二年十二月三十一日屆滿，為期三年。

董事局預期二零二零年芯片框架協議項下的年度上限不能滿足本公司的業務需求。鑒於相對高的現有年度上限的利用率，於二零二一年九月十日，本公司與高陽訂立補充協議以修訂二零二零年芯片框架協議項下截至二零二一年十二月三十一日止及二零二二年十二月三十一日止兩個年度的年度上限，以應對本集團電子支付終端強勁且不斷增長的市場需求、因芯片短缺及生產成本普遍高漲而導致的芯片價格上調以及本集團的產能保障措施。



Report of the Directors 董事會報告

The annual caps of the total contract value for the Chips Transactions under the 2020 Chips Framework Agreement (as revised and supplemented by the Supplemental Agreement) for the three years ending 31 December 2020, 31 December 2021 and 31 December 2022 were set at HK\$80,000,000, HK\$120,000,000 and HK\$140,000,000 respectively. The actual aggregate contract value for the Chips Transactions for the year ended 31 December 2020 and the year ended 31 December 2021 were approximately HK\$76,607,000 and HK\$118,332,000 respectively.

The Board considers that the entering into of the 2020 Chips Framework Agreement and the Supplemental Agreement would ensure continuous and stable supply of the Chips for production of the Group's E-Payment Terminals related products and reduce the production costs by saving the operational costs in sourcing suitable market suppliers, as the Chips supplied by the Hi Sun Group were fit for the Group's production needs and with specifications not commonly supplied by other market suppliers.

Purchase of the Chips under the 2020 Chips Framework Agreement (as revised and supplemented by the Supplemental Agreement) is on a non-exclusive basis, and the Group maintains its discretionary right to source the Chips from other suppliers. During the year, the purchase price of the Chips under the 2020 Chips Framework Agreement (as revised and supplemented by the Supplemental Agreement) were determined by making reference to the prices of other products sold by Hi Sun Group and the prices of similar products sold by third party suppliers in the industry. The Group has also adopted internal control measures in respect of, inter alia, determining the prices and terms of the individual agreements governing the prices and terms for the Chips Transactions and sourcing for comparable suppliers. The Chips Transactions were on terms no less favourable to the Group than those available from independent third parties.

根據二零二零年芯片框架協議(經補充協議所修改及補充)，截至二零二零年十二月三十一日、二零二一年十二月三十一日及二零二二年十二月三十一日止三個年度，芯片交易之總合約值年度上限分別為80,000,000港元、120,000,000港元及140,000,000港元。截至二零二零年十二月三十一日止年度及截至二零二一年十二月三十一日止年度芯片交易的實際合約價值分別約為76,607,000港元及118,332,000港元。

董事會認為，訂立二零二零年芯片框架協議及補充協議可確保本集團生產電子支付終端相關產品所用芯片獲得持續及穩定之供應，並可透過減省物色合適市場供應商之經營成本從而降低生產成本，因高陽集團供應之芯片切合本集團之生產需要，而其規格於其他市場供應商並不常見。

二零二零年芯片框架協議(經補充協議所修改及補充)項下的芯片採購按非獨家基準進行，集團保留從其他供應商採購芯片的酌情權。年內，根據二零二零年芯片框架協議(經補充協議所修改及補充)購買芯片的應付價格乃參考高陽集團出售其他產品的價格及第三方供應商於業內出售同類產品的價格而釐定。本集團亦已採取內部監控措施，其中包括釐定個別協議的價格及條款，以監控芯片交易的價格及條款以及向相若的供應商進行採購。本集團有關芯片交易的條款乃根據不遜於獨立第三方提供的條款進行。

Report of the Directors

董事會報告



The Board including the independent non-executive Directors has reviewed the above continuing connected transactions and confirms that these transactions were entered into by the Company in accordance with relevant pricing policies, and that these transactions were conducted:

- (i) in the ordinary and usual course of business of the Group;
- (ii) on normal commercial terms or better; and
- (iii) according to the agreements governing them on terms that are fair and reasonable and in the interests of the shareholders of the Company as a whole.

The Company's auditor was engaged to report on the Group's continuing connected transactions for the year ended 31 December 2021 in accordance with Hong Kong Standard on Assurance Engagements 3000 (Revised) "Assurance Engagement Other Than Audits or Reviews of Historical Financial Information" and with reference to Practice Note 740 (Revised) "Auditor's Letter on Continuing Connected Transactions under the Hong Kong Listing Rules" issued by the Hong Kong Institute of Certified Public Accountants. The Board confirms that the auditor has issued to the Board an unqualified letter confirming the matters in accordance with Rule 14A.56 of the Listing Rules in respect of the continuing connected transactions disclosed above for the year ended 31 December 2021 as being in order. A copy of this letter has been provided to the Stock Exchange.

The Company has complied with the applicable requirements under Chapter 14A of the Listing Rules with respect to the connected transactions and continuing connected transactions during the year ended 31 December 2021.

Please also refer to Notes 17 and 33 to the consolidated financial statements for other details.

RELATED PARTY TRANSACTIONS

A summary of significant related party transactions made during the year is disclosed in Note 33 to the consolidated financial statements. All related party transactions that constituted connected transactions or continuing connected transactions (as the case may be) (other than those described in the section above headed "Connected Transactions") under the Listing Rules are exempt from reporting, annual review, announcement and independent shareholders' approval requirements under Chapter 14A of the Listing Rules. The Company confirms that it has complied with the requirements in accordance with Chapter 14A of the Listing Rules.

董事會(包括獨立非執行董事)已審閱上述持續關連交易,並確認本公司訂立的該等交易按相關定價政策進行,且該等交易為:

- (i) 於本集團一般日常業務中訂立;
- (ii) 按一般商業條款或更佳條款訂立;及
- (iii) 根據有關交易的協議進行,條款公平合理,並且符合本公司股東整體利益。

本公司核數師已獲委聘就本集團截至二零二一年十二月三十一日止年度的持續關連交易作出報告,有關報告乃按照《香港核證委聘準則》第3000號(經修訂)「審核或審閱過往財務資料以外之核證委聘」及根據香港會計師公會發出的《實務說明》第740號(經修訂)「關於香港《上市規則》所述持續關連交易的核數師函件」進行。董事會確認核數師已根據上市規則第14A.56條向董事會發出無保留意見函件,確認上述有關截至二零二一年十二月三十一日止年度持續關連交易的事項乃屬恰當。本公司已向聯交所提供有關函件。

截至二零二一年十二月三十一日止年度,本公司已遵守上市規則第十四A章有關關連交易及持續關連交易的適用規定。

其他詳情亦請參閱綜合財務報表附註17及33。

關聯方交易

年內進行的重大關聯方交易概要於綜合財務報表附註33披露。對於該等構成上市規則項下的關連交易或持續關連交易(視情況而定)的所有關聯方交易(除上文「關連交易」一節中所述的有關交易外)將獲豁免遵守上市規則第十四A章有關申報、年度審查、公告及獨立股東批准的規定。本公司確認已遵守上市規則第十四A章的規定。



Report of the Directors

董事會報告

MANAGEMENT CONTRACTS

No contracts concerning the management and administration of the whole or any substantial part of the business of the Company were entered into or existed during the year ended 31 December 2021.

DEED OF NON-COMPETITION AND CONFLICTS OF INTERESTS

A deed of non-competition was entered into between the Company and Hi Sun on 1 December 2010 (“Deed of Non-Competition”), pursuant to which Hi Sun shall not compete either directly or indirectly with the Group’s principal business activities in such geographic territories in which the Group operates.

Hi Sun has signed an annual declaration (“Declaration”) of compliance with the Deed of Non-competition confirming its compliance with the non-competition undertakings in the Deed of Non-Competition during the year. The independent non-executive Directors have reviewed the abovementioned undertakings and consider that Hi Sun has complied with the Deed of Non-Competition during the financial year ended 31 December 2021.

DIRECTORS’ INTEREST IN COMPETING BUSINESS

Mr. Li Wenjin (“Mr. Li”), an Executive Director, concurrently serving as an executive director of Hi Sun and a director of certain of its subsidiaries, is interested in 6,400,000 shares of Hi Sun, representing 0.23% of its issued shares as at 31 December 2021, and hence required to abstain from voting on any resolution of the Board in respect of any particular transaction or business involving any actual or potential conflict of interest between the Group and the Hi Sun Group.

Notwithstanding Mr. Li’s aforesaid interests in the Hi Sun Group, the Board considers that Mr. Li is not interested in a business competing or is likely to compete either directly or indirectly with the Group’s business, taking into account the Deed of Non-Competition, the Declaration, any implications thereunder and the independent non-executive Directors’ subsequent review thereof.

Apart from the above, none of the Directors or any of their respective associates is interested in any business competing or is likely to compete either directly or indirectly with the Group’s business that is discloseable under Rule 8.10(2) of the Listing Rules.

管理合約

於截至二零二一年十二月三十一日止年度，概無訂立或存在任何與本公司全部或任何重大業務部分相關的管理及行政合約。

不競爭契據及利益衝突

本公司與高陽於二零一零年十二月一日訂立一份不競爭契據（「不競爭契據」）據此，高陽不得在本集團經營所在地區直接或間接與本集團的主要業務活動進行競爭。

於年內，高陽已簽署不競爭契據的年度遵守聲明（「聲明」），確認其已遵守不競爭契據內的不競爭承諾。獨立非執行董事已審閱上述承諾，並認為高陽於截至二零二一年十二月三十一日止財政年度一直遵守不競爭契據。

董事於競爭業務的權益

本公司執行董事李文晉先生（「李先生」），同為高陽之執行董事及其若干附屬公司之董事，擁有高陽6,400,000股股份，於二零二一年十二月三十一日佔其已發行股份總數的0.23%，所以必須就任何涉及本集團與高陽集團間存在任何實際或潛在利益衝突的特定交易及業務，放棄相關董事會決議案投票表決。

儘管李先生於高陽集團擁有上述權益，考慮到不競爭契約、聲明及其含意，以及獨立非執行董事的後續審閱，董事會認為李先生並無於與本集團業務直接或間接競爭或可能構成競爭之業務中擁有權益。

除上文所述者，概無董事或其聯繫人於根據上市規則第8.10(2)條須予披露之與本集團業務直接或間接競爭或可能構成競爭之任何業務中擁有權益。

Report of the Directors

董事會報告



TRANSACTIONS, ARRANGEMENTS AND CONTRACTS OF SIGNIFICANCE

Save as disclosed above, no transaction, arrangement or contract of significance in which any Director or any entity connected with a Director is or was materially interested directly or indirectly subsisted at any time during or at the end of the year, nor was there any contract of significance between the Group and a controlling shareholder or any of its subsidiaries, or any contract of significance for the provision of services to the Group by a controlling shareholder or any of its subsidiaries.

MAJOR CUSTOMERS AND SUPPLIERS

The percentages of purchases and sales for the year ended 31 December 2021 attributable to the Group's major suppliers and customers are respectively as follows:

Purchases

– the largest supplier	16.5%
– five largest suppliers combined	33.5%

Sales

– the largest customer	34.6%
– five largest customers combined	47.5%

None of the Directors, their close associates or any shareholder (which to the knowledge of the Directors own more than 5% of the number of issued shares of the Company) has any interests in any of the suppliers or customers disclosed above.

PENSION SCHEMES

The subsidiaries operating in Hong Kong are required to participate in a defined contribution retirement scheme ("MPF Scheme") set up in accordance with the Hong Kong Mandatory Provident Fund Schemes Ordinance, under which employers and employees are each required to make regular mandatory contributions calculated at 5% of the employee's relevant income ("Mandatory Contributions") to the MPF Scheme, subject to the minimum and maximum relevant income levels as prescribed by law. Employees may also make voluntary contributions additional to Mandatory Contributions.

Any Mandatory Contributions paid for and in respect of an employee are fully and immediately vested in the employee once paid to the trustee of the MPF Scheme and any investment return derived from the investment of the Mandatory Contributions is also fully and immediately vested in the employee. The employees are entitled to all of the accrued benefits derived from the employer's Mandatory Contributions upon retirement at the age of 65 years old, death or total incapacity, subject to other applicable provisions of law.

重大交易、安排及合約

除上文所披露者外，在年內或年度結束時概無與董事或與董事有關連的實體仍然或曾經直接或間接擁有重大權益的重要交易、安排或合約，亦概無本集團與控股股東或其任何附屬公司之間簽訂的重大合約，或任何有關控股股東或其任何附屬公司向本集團提供服務的重大合約。

主要客戶及供應商

截至二零二一年十二月三十一日止年度，本集團主要供應商和客戶的應佔採購和銷售百分比分別如下：

採購

– 最大供應商	16.5%
– 五大供應商合計	33.5%

銷售

– 最大客戶	34.6%
– 五大客戶合計	47.5%

概無董事、彼等之緊密聯繫人或任何股東（據董事會所知擁有本公司5%以上已發行股份數目者）於上述主要供應商或客戶中擁有權益。

退休金計劃

於香港營運的附屬公司須參加根據香港強制性公積金條例設立的定額供款退休計劃（「強積金計劃」），據此，僱員和僱主均須定期向強積金計劃作出供款（「強制性供款」），雙方的供款額均為僱員有關入息的5%，並受限於法定最低及最高有關入息水平。僱員也可選擇在強制性供款以外，作出額外的自願性供款。

為僱員作出的強制性供款一經支付予強積金受託人，即全數及立刻歸屬於該僱員。以強制性供款進行投資所產生的投資回報，亦會全數及即時歸屬於該僱員。僱員年屆65歲退休、身故或喪失工作能力時，將享有全部僱主強制供款所產生的累算權益（受限於其他適用法律條款）。



Report of the Directors 董事會報告

In addition, pursuant to the government regulations in the PRC, the Group is required to contribute in favour of the employees in the PRC an amount of approximately 7% to 22% of their basic wages to certain retirement benefit schemes. The local municipal government undertakes to assume the retirement benefits obligations of those workers of the Group.

There is no arrangement where contributions may be forfeited under the defined contribution schemes of the Group.

The Group also operates a defined benefit pension plan for employees working in Korea. The plan is administrated by an independent trustee with its assets held separately from those of the Group. The plan is wholly funded by contributions from the Group. The actuarial valuation of the plan was prepared by certified insurance actuaries of Dlog Actuarial Consulting, who are registered with the Financial Services Commission of Korea, using the projected unit credit method. The key actuarial assumptions adopted in the actuary report prepared by Dlog Actuarial Consulting in calculating the net balance of defined benefit obligations of approximately WON508,978,000 (equivalent to approximately HK\$3,359,000) as at 31 December 2021 are the annual discount rate and salary growth rate being 3.53% and 3.95% respectively.

SUFFICIENCY OF PUBLIC FLOAT

Based on information that is publicly available to the Company and within the knowledge of the Directors as at the date of this report, the Directors confirm that the Company has maintained at all times during the year sufficient public float as prescribed by the Listing Rules.

AUDITOR

The financial statements have been audited by PricewaterhouseCoopers who has remained as the Company's auditor for each of the preceding three years and will retire and, being eligible, offer itself for re-appointment at the forthcoming annual general meeting of the Company.

On behalf of the Board

Nie Guoming
Chairman

Hong Kong, 23 March 2022

此外，根據中國政府法規規定，本集團須為中國僱員按其基本薪金之約7%至22%向若干退休福利計劃作出供款。當地市政府對本集團的該類僱員作出退休福利責任保證。

本集團的界定供款計劃並無沒收供款的安排。

本集團亦為在韓國工作的僱員提供對一項界定利益退休金計劃。該計劃由獨立受託人管理，計劃下的資產與本集團的資產分開持有。該計劃的供款由本集團全資作出。該計劃的精算估值由Dlog Actuarial Consulting的註冊保險精算師（已在韓國金融服務委員會註冊）使用預測單位成本法編制。用於Dlog Actuarial Consulting所編製的精算報告並計算截至二零二一年十二月三十一日界定利益責任的淨額約為508,978,000韓元（相當於約3,359,000港元）時所使用的關鍵精算假設分別為年度折現率及工資增長率，分別為3.53%及3.95%。

足夠公眾持股量

截至本報告日期，根據本公司現有公開資料及就董事所知，董事確認，本公司於年內任何時候維持上市規則規定的足夠公眾持股量。

核數師

羅兵咸永道會計師事務所已審核財務報表，彼等在過去三年一直為本公司的核數師，並將於本公司應屆股東週年大會退任，惟符合資格獲重新委任。

代表董事會

主席
聶國明

香港，二零二二年三月二十三日

Independent Auditor's Report

獨立核數師報告

Independent Auditor's Report
To the Shareholders of PAX Global Technology Limited
(incorporated in Bermuda with limited liability)

OPINION

What we have audited

The consolidated financial statements of PAX Global Technology Limited (the "Company") and its subsidiaries (the "Group"), which are set out on pages 79 to 186, comprise:

- the consolidated balance sheet as at 31 December 2021;
- the consolidated income statement for the year then ended;
- the consolidated statement of comprehensive income for the year then ended;
- the consolidated statement of changes in equity for the year then ended;
- the consolidated cash flow statement for the year then ended; and
- the notes to the consolidated financial statements, which include significant accounting policies and other explanatory information.

Our opinion

In our opinion, the consolidated financial statements give a true and fair view of the consolidated financial position of the Group as at 31 December 2021, and of its consolidated financial performance and its consolidated cash flows for the year then ended in accordance with Hong Kong Financial Reporting Standards ("HKFRSs") issued by the Hong Kong Institute of Certified Public Accountants ("HKICPA") and have been properly prepared in compliance with the disclosure requirements of the Hong Kong Companies Ordinance.

獨立核數師報告
致百富環球科技有限公司股東
(於百慕達註冊成立的有限公司)

意見

我們已審計的內容

百富環球科技有限公司(以下簡稱「貴公司」)及其附屬公司(以下統稱「貴集團」)列載於第79至186頁的綜合財務報表,包括:

- 於二零二一年十二月三十一日的綜合資產負債表、
- 截至該日止年度的綜合利潤表、
- 截至該日止年度的綜合全面收益表、
- 截至該日止年度的綜合權益變動表、
- 截至該日止年度的綜合現金流量表及
- 綜合財務報表附註,包括主要會計政策及其他解釋信息。

我們的意見

我們認為,該等綜合財務報表已根據香港會計師公會頒布的《香港財務報告準則》真實而中肯地反映了 貴集團於二零二一年十二月三十一日的綜合財務狀況及其截至該日止年度的綜合財務表現及綜合現金流量,並已遵照香港《公司條例》的披露規定妥為擬備。



Independent Auditor's Report

獨立核數師報告

BASIS FOR OPINION

We conducted our audit in accordance with Hong Kong Standards on Auditing (“HKSA”) issued by the HKICPA. Our responsibilities under those standards are further described in the Auditor’s Responsibilities for the Audit of the Consolidated Financial Statements section of our report.

We believe that the audit evidence we have obtained is sufficient and appropriate to provide a basis for our opinion.

Independence

We are independent of the Group in accordance with the HKICPA’s Code of Ethics for Professional Accountants (“the Code”), and we have fulfilled our other ethical responsibilities in accordance with the Code.

KEY AUDIT MATTERS

Key audit matters are those matters that, in our professional judgment, were of most significance in our audit of the consolidated financial statements of the current period. These matters were addressed in the context of our audit of the consolidated financial statements as a whole, and in forming our opinion thereon, and we do not provide a separate opinion on these matters.

Key audit matters identified in our audit are summarised as follows:

- Impairment of receivables
- Provision for inventories

意見的基礎

我們已根據香港會計師公會頒布的《香港審計準則》進行審計。我們在該等準則下承擔的責任已在本報告「核數師就審計綜合財務報表承擔的責任」部分中作進一步闡述。

我們相信，我們所獲得的審計憑證能充足及適當地為我們的審計意見提供基礎。

獨立性

根據香港會計師公會頒布的《專業會計師道德守則》（以下簡稱「守則」），我們獨立於貴集團，並已履行守則中的其他專業道德責任。

關鍵審計事項

關鍵審計事項是根據我們的專業判斷，認為對本期綜合財務報表的審計最為重要的事項。這些事項是在我們審計整體綜合財務報表及出具意見時進行處理的。我們不會對這些事項提供單獨的意見。

我們在審計中識別的關鍵審計事項概述如下：

- 應收款項減值
- 存貨撥備

Independent Auditor's Report

獨立核數師報告



Key Audit Matter 關鍵審計事項

Impairment of receivables 應收款項減值

Refer to Note 3.1(b)(ii) (financial risk factors), Note 4(a) (critical accounting estimates and judgments) and Note 21 (trade and bills receivables and other financial assets at amortised cost) to the consolidated financial statements 請參閱財務報表附註3.1(b)(ii) (財務風險因素)、附註4(a) (重要會計估計及判斷) 及附註21 (應收賬款及應收票據及按攤銷成本列賬之其他金融資產)

As at 31 December 2021, the Group had gross trade receivables of HK\$2,214.1 million and provision for impairment of trade receivables of HK\$138.1 million. Provision is made for lifetime expected credit losses on trade receivables.

於二零二一年十二月三十一日，貴集團的應收賬款總額為2,214.1百萬港元，應收賬款減值撥備約為138.1百萬港元。貴集團就應收賬款的全期預期信貸虧損計提撥備。

How our audit addressed the Key Audit Matter 我們的審計如何處理關鍵審計事項

Our audit procedures in relation to management's assessment on provision for impairment losses of trade receivables included:

我們對有關管理層評估應收賬款減值虧損撥備之審計程序包括：

- Understood, evaluated and validated the key control procedures over the management's estimation of expected credit losses allowance and periodic review of aged receivables and assessed the inherent risk of material misstatement by considering the degree of estimation uncertainty and level of other inherent risk factors associated with estimating the expected credit losses;
- 理解、評價及驗證管理層估計預期信貸虧損及定期覆核逾期應收款項的關鍵監控程序，並通過考慮與估計預期信貸虧損有關的估計的不確定程度及其他固有風險因素水平，評估重大錯誤陳述的固有風險；
- Obtained management's assessment on the expected credit losses allowance of receivables. We corroborated and validated management's assessment based on the historical settlement pattern from the past 3 years, correspondence with the customers, evidence from external sources including the relevant market research regarding the relevant forward-looking information such as macroeconomic factors used in management's assessment.
- 取得管理層對應收款項預期信貸虧損準備的評估。我們基於過往三年償還模式、與客戶的通訊及來自外部來源的證據 (包括有關管理層於評估中使用的前瞻性資料，如宏觀經濟因素的市場研究)，證實並驗證管理層的評估。



Independent Auditor's Report

獨立核數師報告

Key Audit Matter

關鍵審計事項

Management applied judgment in assessing the expected credit losses. Receivables relating to customers with known financial difficulties or significant doubt on collection of receivables are assessed individually for provision for impairment allowance. Expected credit losses are also estimated by grouping the remaining receivables based on shared credit risk characteristics and collectively assessed for likelihood of recovery, taking into account the nature of the customer, its geographical location and its ageing category, and applying expected credit loss rates to the respective gross carrying amounts of the receivables. The expected credit loss rates are determined based on historical credit losses experienced from the past 3 years and are adjusted to reflect current and forward-looking information such as macroeconomic factors affecting the ability of the customers to settle the receivables.

管理層運用判斷評估預期信貸虧損。對於已知存在財務困難的客戶或回收性存在重大疑問的應收款項會就計提減值撥備時作出個別評估。在估計預期信貸虧損時，其餘的應收款項亦會根據客戶性質、地理位置以及賬齡組別按照其分佔信貸風險特徵進行分類，以共同評估其可回收性，並應用預期信貸虧損率於相關應收款項的賬面總額。預期信貸虧損率乃根據過往三年出現的歷史信貸虧損釐定，並經調整以反映現時及前瞻性資料，例如有關影響客戶償付應收款項能力的宏觀經濟因素。

We focused on this area due to the magnitude of the trade receivables and the estimation and judgment involved in determining the expected credit losses allowance of the trade receivables.

我們關注此範疇是鑑於應收賬款的重大數額，以及在釐定應收賬款預期信貸虧損準備時涉及估計和判斷。

How our audit addressed the Key Audit Matter

我們的審計如何處理關鍵審計事項

- Tested on a sample basis, the accuracy of ageing profile of trade receivables by checking to the underlying sales invoices; and
- 透過檢查相關銷售發票，以抽樣方式測試應收賬款賬齡之準確性；及
- Tested on a sample basis, the subsequent settlement of trade receivables against bank receipts.
- 以抽樣方式對照銀行收據測試應收賬款於結算日後的償付情況。

Based upon the above, we found that the estimation and judgment made by management in respect of the expected credit losses allowance and the collectability of receivables were supportable by the available evidence.

基於上述各項，我們發現管理層就應收款項預期信貸虧損準備及可收回性所作的估計及判斷有可得的證據支持。

Independent Auditor's Report

獨立核數師報告



Key Audit Matter 關鍵審計事項

Provision for inventories 存貨撥備

Refer to Note 4(b) (critical accounting estimates and judgments) and Note 20 (inventories) to the consolidated financial statements

請參閱財務報表附註4(b) (重要會計估計及判斷) 及附註20 (存貨)

The Group held inventories of HK\$2,071.3 million as at 31 December 2021. Inventories are carried at the lower of cost and net realisable value ("NRV"). The cost of inventories may not be recoverable if those inventories are aged and damaged, if they have become obsolete, or if their selling prices have declined. For the year ended 31 December 2021, the Group has made provision for inventories of HK\$15.9 million.

貴集團於二零二一年十二月三十一日持有存貨約2,071.3百萬港元。存貨乃按成本與可變現淨值(「可變現淨值」)之較低者列賬。倘存貨已經陳舊、損壞、過時或售價下跌，則可能無法收回存貨成本。截至二零二一年十二月三十一日止年度，貴集團計提存貨撥備約15.9百萬港元。

Management determines the lower of cost and NRV of inventories by considering the ageing profile, inventory obsolescence and estimated selling price of individual inventory items.

管理層釐定存貨成本及可變現淨值之較低者時，會考慮個別存貨的庫齡、存貨是否過時和個別存貨的預測售價。

How our audit addressed the Key Audit Matter 我們的審計如何處理關鍵審計事項

Our audit procedures in relation to management's assessment on NRV and obsolescence of inventories included:

我們對有關管理層評估存貨之可變現淨值及其是否過時執行的審計程序包括：

- Understood, evaluated and validated the key control procedures over the management's estimation of the NRV of the inventories and conducting periodic review on inventory obsolescence, and assessed the inherent risk of material misstatement by considering the degree of estimation uncertainty and level of other inherent risk associated with estimating NRV of the inventories;
- 理解、評估及驗證管理層估計存貨可變現淨值及定期覆核存貨過時的關鍵監控程序，並通過考慮與估計存貨可變現淨值有關的估計的不確定程度及其他固有風險水平，評估重大錯誤陳述的固有風險；
- Evaluated the outcome of prior period assessment of provision of inventories to assess the effectiveness of management's estimation process;
- 評價過往期間評估存貨撥備的結果以評估管理層估計程序的成效；
- Observed client's inventory counts to identify whether there is any damaged or obsolete inventory;
- 對存貨進行監盤，以識別出有否有任何損壞或過時存貨；
- Tested on a sample basis, the accuracy of the ageing profile of individual inventory items by checking to the underlying procurement correspondence and invoices;
- 透過檢查相關採購資料及發票，以抽樣方式測試個別存貨項目庫齡之準確性；



Independent Auditor's Report

獨立核數師報告

Key Audit Matter

關鍵審計事項

Management calculates the NRV at each period end based on the estimated selling price less selling expenses, which requires significant judgments and assumptions to be made to determine the estimated selling price of individual product, including historical experience of selling products of similar nature and expectation of future sales based on current market conditions.

管理層以其預測售價減去出售開支來計算各期末的可變現淨值，在釐定個別產品之預測售價時須作出重大判斷及假設，包括考慮以往出售類似性質產品的經驗以及按現有市況對未來銷售作出之預測。

Management consistently applies a provisioning methodology for slow moving inventories based on inventory ageing and makes specific provision for long aged inventories. Management also conducted periodic review on inventory obsolescence, including performance of periodic inventory counts and review of holding period for individual inventory items.

管理層按存貨年期對滯銷存貨貫徹地應用撥備方法，並就長期陳舊存貨作出特定撥備。管理層亦會就存貨是否過時進行定期審查，包括定期進行存貨盤點及審閱個別存貨項目的持有期。

We focused on this area due to the estimation of provision for inventories involves significant judgment and various uncertainties as a result of changing technology, customer demand and competitors actions.

我們關注此範疇是鑑於對存貨的撥備估計涉及重大判斷，以及技術日新月異、客戶需求及競爭者之行為導致多種不明朗因素。

How our audit addressed the Key Audit Matter

我們的審計如何處理關鍵審計事項

- Tested on a sample basis, the subsequent usage of significant inventory items, obtained through the usage report subsequent to the year end as a basis to identify inventory obsolescence. Where there are no subsequent usage of the respective items after the year end, we discussed with management its assessment on estimated future utilisation, corroborating explanations with the inventory ageing, sales orders and marketability of the relevant finished goods by using our industry knowledge and external market analysis, as appropriate; and
- 以抽樣方式測試重要存貨於年末後之使用情況，透過取得年末後的使用報告，識別出過時存貨。倘相關存貨於年末後並無用量，我們會與管理層討論其對估計存貨未來使用率作出之評估，透過我們對行業的認識和外部市場分析（如適用），佐證有關存貨庫齡、銷售訂單及相關製成品營銷能力的解釋；及
- Tested on a sample basis, the NRV of selected inventory items, by comparing the selling price subsequent to the year end, against the carrying values of these individual finished goods. Where there are no subsequent sales of the respective finished goods after the year end, we discussed with management as to the realisable value of the products, corroborating explanations with the inventory ageing, sales orders, historical margins, and current market conditions by using our industry knowledge and external market analysis, as appropriate.
- 以抽樣方式測試選定存貨項目之可變現淨值，在測試中將個別製成品於年末後的售價與其賬面值作一比較。對於年末後並無出售的相關製成品，我們已與管理層討論該產品的可變現值，並透過我們對行業的認識和外部市場分析（如適用），佐證有關存貨年期、銷售訂單、過往毛利率及現行市況的解釋。

Based on the procedures described, we found the estimations of management in relation to the provision for inventories were supportable by available evidence. 根據所述程序，我們發現管理層有關存貨撥備之估計有可得的證據支持。

Independent Auditor's Report

獨立核數師報告

OTHER INFORMATION

The directors of the Company are responsible for the other information. The other information comprises all of the information included in the annual report other than the consolidated financial statements and our auditor's report thereon.

Our opinion on the consolidated financial statements does not cover the other information and we do not express any form of assurance conclusion thereon.

In connection with our audit of the consolidated financial statements, our responsibility is to read the other information and, in doing so, consider whether the other information is materially inconsistent with the consolidated financial statements or our knowledge obtained in the audit or otherwise appears to be materially misstated.

If, based on the work we have performed, we conclude that there is a material misstatement of this other information, we are required to report that fact. We have nothing to report in this regard.

RESPONSIBILITIES OF DIRECTORS AND THE AUDIT COMMITTEE FOR THE CONSOLIDATED FINANCIAL STATEMENTS

The directors of the Company are responsible for the preparation of the consolidated financial statements that give a true and fair view in accordance with HKFRSs issued by the HKICPA and the disclosure requirements of the Hong Kong Companies Ordinance, and for such internal control as the directors determine is necessary to enable the preparation of consolidated financial statements that are free from material misstatement, whether due to fraud or error.

In preparing the consolidated financial statements, the directors are responsible for assessing the Group's ability to continue as a going concern, disclosing, as applicable, matters related to going concern and using the going concern basis of accounting unless the directors either intend to liquidate the Group or to cease operations, or have no realistic alternative but to do so.

The Audit Committee is responsible for overseeing the Group's financial reporting process.

其他信息

貴公司董事須對其他信息負責。其他信息包括年報內的所有信息，但不包括綜合財務報表及我們的核數師報告。

我們對綜合財務報表的意見並不涵蓋其他信息，我們亦不對該等其他信息發表任何形式的鑒證結論。

結合我們對綜合財務報表的審計，我們的責任是閱讀其他信息，在此過程中，考慮其他信息是否與綜合財務報表或我們在審計過程中所了解的情況存在重大抵觸或者似乎存在重大錯誤陳述的情況。

基於我們已執行的工作，如果我們認為其他信息存在重大錯誤陳述，我們需要報告該事實。在這方面，我們沒有任何報告。

董事及審計委員會就綜合財務報表須承擔的責任

貴公司董事須負責根據香港會計師公會頒布的《香港財務報告準則》及香港《公司條例》的披露規定擬備真實而中肯的綜合財務報表，並對其認為為使綜合財務報表的擬備不存在由於欺詐或錯誤而導致的重大錯誤陳述所需的內部控制負責。

在擬備綜合財務報表時，董事負責評估 貴集團持續經營的能力，並在適用情況下披露與持續經營有關的事項，以及使用持續經營為會計基礎，除非董事有意將 貴集團清盤或停止經營，或別無其他實際的替代方案。

審計委員會須負責監督 貴集團的財務報告過程。



Independent Auditor's Report

獨立核數師報告

AUDITOR'S RESPONSIBILITIES FOR THE AUDIT OF THE CONSOLIDATED FINANCIAL STATEMENTS

Our objectives are to obtain reasonable assurance about whether the consolidated financial statements as a whole are free from material misstatement, whether due to fraud or error, and to issue an auditor's report that includes our opinion. We report our opinion solely to you, as a body, in accordance with Section 90 of the Companies Act 1981 of Bermuda and for no other purpose. We do not assume responsibility towards or accept liability to any other person for the contents of this report. Reasonable assurance is a high level of assurance, but is not a guarantee that an audit conducted in accordance with HKSA's will always detect a material misstatement when it exists. Misstatements can arise from fraud or error and are considered material if, individually or in the aggregate, they could reasonably be expected to influence the economic decisions of users taken on the basis of these consolidated financial statements.

As part of an audit in accordance with HKSA's, we exercise professional judgment and maintain professional scepticism throughout the audit. We also:

- Identify and assess the risks of material misstatement of the consolidated financial statements, whether due to fraud or error, design and perform audit procedures responsive to those risks, and obtain audit evidence that is sufficient and appropriate to provide a basis for our opinion. The risk of not detecting a material misstatement resulting from fraud is higher than for one resulting from error, as fraud may involve collusion, forgery, intentional omissions, misrepresentations, or the override of internal control.
- Obtain an understanding of internal control relevant to the audit in order to design audit procedures that are appropriate in the circumstances, but not for the purpose of expressing an opinion on the effectiveness of the Group's internal control.
- Evaluate the appropriateness of accounting policies used and the reasonableness of accounting estimates and related disclosures made by the directors.

核數師就審計綜合財務報表承擔的責任

我們的目標，是對綜合財務報表整體是否不存在由於欺詐或錯誤而導致的重大錯誤陳述取得合理保證，並出具包括我們意見的核數師報告。我們僅按照百慕達一九八一年《公司法》第90條向閣下（作為整體）報告我們的意見，除此之外本報告別無其他目的。我們不會就本報告的內容向任何其他人士負上或承擔任何責任。合理保證是高水平的保證，但不能保證按照《香港審計準則》進行的審計，在某一重大錯誤陳述存在時總能發現。錯誤陳述可以由欺詐或錯誤引起，如果合理預期它們單獨或滙總起來可能影響綜合財務報表使用者依賴綜合財務報表所作出的經濟決定，則有關的錯誤陳述可被視作重大。

在根據《香港審計準則》進行審計的過程中，我們運用了專業判斷，保持了專業懷疑態度。我們亦：

- 識別和評估由於欺詐或錯誤而導致綜合財務報表存在重大錯誤陳述的風險，設計及執行審計程序以應對這些風險，以及獲取充足和適當的審計憑證，作為我們意見的基礎。由於欺詐可能涉及串謀、偽造、蓄意遺漏、虛假陳述，或凌駕於內部控制之上，因此未能發現因欺詐而導致的重大錯誤陳述的風險高於未能發現因錯誤而導致的重大錯誤陳述的風險。
- 了解與審計相關的內部控制，以設計適當的審計程序，但目的並非對貴集團內部控制的有效性發表意見。
- 評價董事所採用會計政策的恰當性及作出會計估計和相關披露的合理性。

Independent Auditor's Report

獨立核數師報告



- Conclude on the appropriateness of the directors' use of the going concern basis of accounting and, based on the audit evidence obtained, whether a material uncertainty exists related to events or conditions that may cast significant doubt on the Group's ability to continue as a going concern. If we conclude that a material uncertainty exists, we are required to draw attention in our auditor's report to the related disclosures in the consolidated financial statements or, if such disclosures are inadequate, to modify our opinion. Our conclusions are based on the audit evidence obtained up to the date of our auditor's report. However, future events or conditions may cause the Group to cease to continue as a going concern.
- Evaluate the overall presentation, structure and content of the consolidated financial statements, including the disclosures, and whether the consolidated financial statements represent the underlying transactions and events in a manner that achieves fair presentation.
- Obtain sufficient appropriate audit evidence regarding the financial information of the entities or business activities within the Group to express an opinion on the consolidated financial statements. We are responsible for the direction, supervision and performance of the group audit. We remain solely responsible for our audit opinion.
- 對董事採用持續經營會計基礎的恰當性作出結論。根據所獲取的審計憑證，確定是否存在與事項或情況有關的重大不確定性，從而可能導致對 貴集團的持續經營能力產生重大疑慮。如果我們認為存在重大不確定性，則有必要在核數師報告中提請使用者注意綜合財務報表中的相關披露。假若有關的披露不足，則我們應當發表非無保留意見。我們的結論是基於核數師報告日止所取得的審計憑證。然而，未來事項或情況可能導致 貴集團不能持續經營。
- 評價綜合財務報表的整體列報方式、結構和內容，包括披露，以及綜合財務報表是否中肯反映交易和事項。
- 就 貴集團內實體或業務活動的財務信息獲取充足、適當的審計憑證，以便對綜合財務報表發表意見。我們負責 貴集團審計的方向、監督和執行。我們為審計意見承擔全部責任。

We communicate with the Audit Committee regarding, among other matters, the planned scope and timing of the audit and significant audit findings, including any significant deficiencies in internal control that we identify during our audit.

We also provide the Audit Committee with a statement that we have complied with relevant ethical requirements regarding independence, and to communicate with them all relationships and other matters that may reasonably be thought to bear on our independence, and where applicable, actions taken to eliminate threats or safeguards applied.

除其他事項外，我們與審計委員會溝通了計劃的審計範圍、時間安排、重大審計發現等，包括我們在審計中識別出內部控制的任何重大缺陷。

我們還向審計委員會提交聲明，說明我們已符合有關獨立性的相關專業道德要求，並與他們溝通有可能合理地被認為會影響我們獨立性的所有關係和其他事項，以及在適用的情況下，用以消除對獨立性產生威脅的行動或採取的防範措施。



Independent Auditor's Report 獨立核數師報告

From the matters communicated with the Audit Committee, we determine those matters that were of most significance in the audit of the consolidated financial statements of the current period and are therefore the key audit matters. We describe these matters in our auditor's report unless law or regulation precludes public disclosure about the matter or when, in extremely rare circumstances, we determine that a matter should not be communicated in our report because the adverse consequences of doing so would reasonably be expected to outweigh the public interest benefits of such communication.

The engagement partner on the audit resulting in this independent auditor's report is Chan Hin Gay Gabriel.

PricewaterhouseCoopers
Certified Public Accountants

Hong Kong, 23 March 2022

從與審計委員會溝通的事項中，我們確定哪些事項對本期綜合財務報表的審計最為重要，因而構成關鍵審計事項。我們在核數師報告中描述這些事項，除非法律法規不允許公開披露這些事項，或在極端罕見的情況下，如果合理預期在我們報告中溝通某事項造成的負面後果超過產生的公眾利益，我們決定不應在報告中溝通該事項。

出具本獨立核數師報告的審計項目合夥人是陳顯基。

羅兵咸永道會計師事務所
執業會計師

香港，二零二二年三月二十三日

Consolidated Income Statement

綜合收益表



		Year ended 31 December 截至十二月三十一日止年度		
			2021 二零二一年	2020 二零二零年
		Notes 附註	HK\$'000 千港元	HK\$'000 千港元
Revenue	收入	5	7,195,982	5,650,619
Cost of sales	銷售成本	7	(4,368,785)	(3,313,310)
Gross profit	毛利		2,827,197	2,337,309
Other income	其他收入	5	96,315	77,838
Other gains/(losses), net	其他收益／(虧損) 淨額	5	50,459	(2,115)
Selling expenses	銷售開支	7	(716,234)	(499,321)
Administrative expenses	行政費用	7, 8	(958,185)	(781,456)
Net impairment losses on financial assets	金融資產之減值淨虧損	7	(21,580)	(65,083)
Operating profit	經營溢利		1,277,972	1,067,172
Finance costs	財務費用	9	(6,979)	(8,285)
Share of results of investments accounted for using the equity method	應佔按權益法入賬之投資業績	19	3,454	(6,046)
Profit before income tax	除所得稅前溢利		1,274,447	1,052,841
Income tax expense	所得稅開支	11	(182,205)	(148,991)
Profit for the year	年度溢利		1,092,242	903,850
Profit attributable to:	應佔溢利：			
Owners of the Company	本公司持有人		1,083,774	900,123
Non-controlling interests	非控股權益		8,468	3,727
			1,092,242	903,850
			HK\$ per share 每股港元	HK\$ per share 每股港元
Earnings per share for the profit attributable to the owners of the Company:	本公司持有人應佔溢利之每股盈利：			
– Basic	– 基本	12(a)	0.989	0.828
– Diluted	– 攤薄	12(b)	0.957	0.823

The notes on pages 86 to 186 are an integral part of these consolidated financial statements.

第86至186頁的附註乃綜合財務報表的其中部分。



Consolidated Statement of Comprehensive Income

綜合全面收益表

		Year ended 31 December 截至十二月三十一日止年度	
		2021 二零二一年	2020 二零二零年
		HK\$'000 千港元	HK\$'000 千港元
	Notes 附註		
Profit for the year	年內溢利	1,092,242	903,850
Other comprehensive income/(loss), net of tax	其他全面收益／(虧損)， 扣除稅項		
<i>Items that may be subsequently reclassified to profit or loss</i>	<i>其後可能重新分類至損益之項目</i>		
Exchange differences arising on translation of the financial statements of foreign subsidiaries	換算海外附屬公司財務報表 產生的匯兌差額	81,383	184,195
Release of exchange reserve upon disposal of a subsidiary	出售附屬公司時釋放之 外匯儲備	-	(756)
<i>Items that will not be reclassified to profit or loss</i>	<i>不會重新分類至損益之項目</i>		
Change in value of a financial asset at fair value through other comprehensive income	一項按公平值計入其他全面收益 之金融資產之價值改變	17(b) 360	(7,966)
Remeasurement of post-employment benefit obligation	離職後福利債務重新計量	329	59
Total comprehensive income for the year, net of tax	年度全面收益總額，扣除稅項	1,174,314	1,079,382
Total comprehensive income attributable to:	應佔全面收益總額：		
Owners of the Company	本公司持有人	1,169,229	1,079,198
Non-controlling interests	非控股權益	5,085	184
		1,174,314	1,079,382

The notes on pages 86 to 186 are an integral part of these consolidated financial statements.

第86至186頁的附註乃綜合財務報表的其中部分。

Consolidated Balance Sheet

綜合資產負債表



		As at 31 December 於十二月三十一日	
		2021 二零二一年	2020 二零二零年
		HK\$'000 千港元	HK\$'000 千港元
	Notes 附註		
ASSETS	資產		
Non-current assets	非流動資產		
Property, plant and equipment	物業、廠房及設備	14 485,527	129,240
Right-of-use assets	使用權資產	15 282,477	291,137
Intangible assets	無形資產	16 32,909	39,964
Financial assets at fair value through profit or loss	按公平值計入損益之金融資產	17(a) 124,269	130,120
Financial asset at fair value through other comprehensive income	按公平值計入其他全面收益之金融資產	17(b) 2,827	2,467
Investments accounted for using the equity method	按權益法入賬之投資	19 20,580	21,702
Loan to an investment accounted for using the equity method	按權益法入賬之投資之貸款	33(b) –	4,781
Other non-current assets	其他非流動資產	22 4,967	4,966
Deferred income tax assets	遞延所得稅資產	29 77,616	57,566
Total non-current assets	非流動資產總值	1,031,172	681,943
Current assets	流動資產		
Inventories	存貨	20 2,071,285	1,629,901
Other current assets	其他流動資產	22 63,190	47,707
Other financial assets at amortised cost	按攤銷成本列賬之其他金融資產	21 18,609	22,087
Trade and bills receivables	應收賬款及應收票據	21 2,081,977	1,434,253
Restricted cash	受限制現金	23 22,091	15,345
Short-term bank deposits	短期銀行存款	24 –	3,082
Cash and cash equivalents	現金及現金等價物	25 3,532,954	3,802,741
Total current assets	流動資產總值	7,790,106	6,955,116
Total assets	資產總值	8,821,278	7,637,059
EQUITY	權益		
Equity attributable to the owners of the Company	本公司持有人應佔權益		
Share capital	股本	26 109,298	109,284
Reserves	儲備	27 6,377,831	5,492,658
		6,487,129	5,601,942
Non-controlling interests	非控股權益	(30,573)	(28,370)
Total equity	權益總額	6,456,556	5,573,572

The notes on pages 86 to 186 are an integral part of these consolidated financial statements.

第86至186頁的附註乃綜合財務報表的其中部分。



Consolidated Balance Sheet

綜合資產負債表

		As at 31 December	
		於十二月三十一日	
		2021	2020
		二零二一年	二零二零年
		Notes	
		附註	
		HK\$'000	HK\$'000
		千港元	千港元
LIABILITIES	負債		
Non-current liabilities	非流動負債		
Lease liabilities	租賃負債	15	84,648
Deferred income tax liabilities	遞延所得稅負債	29	93,811
Other non-current liabilities	其他非流動負債		11,389
			7,953
			5,142
			7,404
Total non-current liabilities	非流動負債總額		101,179
			109,168
Current liabilities	流動負債		
Trade payables	應付賬款	28	1,668,823
Other payables and accruals	其他應付賬款及應計款項	28	1,371,267
Current tax liabilities	當期稅項負債		504,229
Lease liabilities	租賃負債	15	485,459
			58,537
			68,817
			31,954
			28,776
Total current liabilities	流動負債總額		2,263,543
			1,954,319
Total liabilities	負債總額		2,364,722
			2,063,487
Total equity and liabilities	權益及負債總額		8,821,278
			7,637,059

The consolidated financial statements were approved by the Board of Directors on 23 March 2022 and were signed on its behalf.

本綜合財務報表於二零二二年三月二十三日獲董事會批准，並由下列董事代表簽署。

NIE GUOMING

聶國明

Director

董事

LI WENJIN

李文晉

Director

董事

The notes on pages 86 to 186 are an integral part of these consolidated financial statements.

第86至186頁的附註乃綜合財務報表的其中部分。

Consolidated Statement of Changes in Equity

綜合權益變動表



		Attributable to the owners of the Company 本公司持有人應佔												
		Share capital	Share premium	Treasury shares	Capital reserve	Share option reserve	Employment benefit reserve	Financial asset at fair value through other comprehensive income reserve	Other reserves	Exchange reserve	Retained earnings	Total reserves	Non-controlling interests	Total equity
		股本	股份溢價	庫存股	資本儲備	購股權儲備	在職福利儲備	按公平值計入其他全面收益之金融資產儲備	其他儲備	外匯儲備	保留盈利	儲備總額	非控股權益	權益總額
		HK\$'000	HK\$'000	HK\$'000	HK\$'000	HK\$'000	HK\$'000	HK\$'000	HK\$'000	HK\$'000	HK\$'000	HK\$'000	HK\$'000	HK\$'000
		千港元	千港元	千港元	千港元	千港元	千港元	千港元	千港元	千港元	千港元	千港元	千港元	千港元
For the year ended 31 December 2021	截至二零二一年十二月三十一日止年度													
Balance at 1 January 2021	於二零二一年一月一日之結餘	109,284	1,243,352	-	(414,978)	158,664	(355)	(18,028)	1,341	37,962	4,484,700	5,492,658	(28,370)	5,573,572
Comprehensive income	全面收益													
Profit for the year	年內溢利	-	-	-	-	-	-	-	-	-	1,083,774	1,083,774	8,468	1,092,242
Other comprehensive income/(loss)	其他全面收益/(虧損)													
Exchange differences arising on translation of the financial statements of foreign subsidiaries	換算海外附屬公司財務報表產生之匯兌差額	-	-	-	-	-	-	-	-	84,808	-	84,808	(3,425)	81,383
Change in value of a financial asset at fair value through other comprehensive income	一項按公平值計入其他全面收益之金融資產之價值改變	-	-	-	-	-	-	360	-	-	-	360	-	360
Remeasurement of post-employment benefit obligation	離職後福利債務重新計量	-	-	-	-	-	287	-	-	-	-	287	42	329
Total comprehensive income for the year	年內全面收益總額	-	-	-	-	-	287	360	-	84,808	1,083,774	1,169,229	5,085	1,174,314
Transactions with owners	與擁有人之交易													
Repurchase of the Company's shares (Note 26)	回購本公司的股份 (附註26)	(956)	(85,637)	(367)	-	-	-	-	-	-	-	(86,004)	-	(86,960)
Dividends to the shareholders of the Company	已給公司股東之股息	-	-	-	-	-	-	-	-	-	(241,580)	(241,580)	-	(241,580)
Dividends to a non-controlling interest in a subsidiary	已給附屬公司非控股權益之股息	-	-	-	-	-	-	-	-	-	-	-	(3,857)	(3,857)
Share option scheme	購股權計劃													
- value of services provided (Note 10)	- 已提供服務的價值 (附註10)	-	-	-	-	13,668	-	-	-	-	-	13,668	-	13,668
- share options exercised (Note 26)	- 已行使購股權 (附註26)	970	33,652	-	-	-	-	-	-	-	-	33,652	-	34,622
Acquisition of non-controlling interests of a subsidiary (Note 18)	收購附屬公司的非控股權益 (附註18)	-	-	-	-	-	-	-	(3,792)	-	-	(3,792)	(3,431)	(7,223)
Total transactions with owners	與擁有人之交易總額	14	(51,985)	(367)	-	13,668	-	-	(3,792)	-	(241,580)	(284,056)	(7,288)	(291,330)
Balance at 31 December 2021	於二零二一年十二月三十一日之結餘	109,298	1,191,367	(367)	(414,978)	172,332	(68)	(17,668)	(2,451)	122,770	5,326,894	6,377,831	(30,573)	6,456,556

The notes on pages 86 to 186 are an integral part of these consolidated financial statements.

第86至186頁的附註乃綜合財務報表的其中部分。

Consolidated Statement of Changes in Equity

綜合權益變動表

		Attributable to the owners of the Company 本公司持有人應佔											
		Share capital	Share premium	Capital reserve	Share option reserve	Employment benefit reserve	Financial asset at fair value through other comprehensive income reserve 按公平值計入其他全面收益之 金融資產儲備	Other reserves	Exchange reserve	Retained earnings	Total reserves	Non-controlling interests	Total equity
		股本 HK\$'000 千港元	股份溢價 HK\$'000 千港元	資本儲備 HK\$'000 千港元	購股權儲備 HK\$'000 千港元	在職福利儲備 HK\$'000 千港元	金融資產儲備 HK\$'000 千港元	其他儲備 HK\$'000 千港元	外匯儲備 HK\$'000 千港元	保留盈利 HK\$'000 千港元	儲備總額 HK\$'000 千港元	非控股權益 HK\$'000 千港元	權益總額 HK\$'000 千港元
For the year ended 31 December 2020	截至二零二零年十二月三十一日止年度												
Balance at 1 January 2020	於二零二零年一月一日之結餘	110,019	1,274,530	(414,978)	119,859	(406)	(10,062)	1,341	(149,028)	3,834,670	4,655,926	(26,593)	4,739,352
Comprehensive income	全面收益												
Profit for the year	年內溢利	-	-	-	-	-	-	-	-	900,123	900,123	3,727	903,850
Other comprehensive income/(loss)	其他全面收益/(虧損)												
Exchange differences arising on translation of the financial statements of foreign subsidiaries	換算海外附屬公司財務報表產生之匯兌差額	-	-	-	-	-	-	-	187,746	-	187,746	(3,551)	184,195
Release of exchange reserves upon disposal of a subsidiary	出售附屬公司時釋放之匯兌差額	-	-	-	-	-	-	-	(756)	-	(756)	-	(756)
Change in value of a financial asset at fair value through other comprehensive income	一項按公平值計入其他全面收益之金融資產之價值改變	-	-	-	-	-	(7,966)	-	-	-	(7,966)	-	(7,966)
Remeasurement of post-employment benefit obligation	離職後福利債務重新計量	-	-	-	-	51	-	-	-	-	51	8	59
Total comprehensive income/(loss) for the year	年內全面收益/(虧損) 總額	-	-	-	-	51	(7,966)	-	186,990	900,123	1,079,198	184	1,079,382
Transactions with owners	與擁有人之交易												
Repurchase of the Company's shares (Note 26)	回購本公司的股份 (附註26)	(2,028)	(76,031)	-	-	-	-	-	-	-	(76,031)	-	(78,059)
Dividends declared to the shareholders of the Company	已宣派給公司股東之股息	-	-	-	-	-	-	-	-	(250,093)	(250,093)	-	(250,093)
Dividends to a non-controlling interest in a subsidiary	已給附屬公司非控股權益之股息	-	-	-	-	-	-	-	-	-	-	(2,227)	(2,227)
Share option scheme	購股權計劃												
- value of services provided (Note 10)	- 已提供服務的價值 (附註10)	-	-	-	38,805	-	-	-	-	-	38,805	-	38,805
- share options exercised (Note 26)	- 已行使購股權 (附註26)	1,293	44,853	-	-	-	-	-	-	-	44,853	-	46,146
Disposal of a subsidiary	出售附屬公司	-	-	-	-	-	-	-	-	-	-	266	266
Total transactions with owners	與擁有人之交易總額	(735)	(31,178)	-	38,805	-	-	-	-	(250,093)	(242,466)	(1,961)	(245,162)
Balance at 31 December 2020	於二零二零年十二月三十一日之結餘	109,284	1,243,352	(414,978)	158,664	(355)	(18,028)	1,341	37,962	4,484,700	5,492,658	(28,370)	5,573,572

The notes on pages 86 to 186 are an integral part of these consolidated financial statements.

第86至186頁的附註乃綜合財務報表的其中部分。

Consolidated Cash Flow Statement

綜合現金流量表



		Year ended 31 December 截至十二月三十一日止年度	
		2021 二零二一年	2020 二零二零年
		HK\$'000 千港元	HK\$'000 千港元
		Notes 附註	
Cash flows from operating activities	經營業務的現金流量		
Cash generated from operations	經營所得現金	30(a)	562,829
Hong Kong profits tax paid	已付香港利得稅		(129,744)
China corporate income tax paid	已付中國企業所得稅		(64,108)
Overseas income tax paid	已付海外所得稅		(14,339)
Interest paid	已付利息		(6,979)
			(8,285)
Net cash generated from operating activities	經營業務所得現金淨額		347,659
			735,048
Cash flows from investing activities	投資活動的現金流量		
Proceeds from disposal of an investment accounted for using the equity method	出售一項權益法入賬之投資的所得款	19	13,861
Investment in an investment accounted for using the equity method	投資一項按權益法入賬之投資		–
			(11,127)
Proceeds from disposal of a financial asset at fair value through profit or loss	出售一項按公平值計入損益之金融資產的所得款	17(a)	53,371
Investment in a financial asset at fair value through profit or loss	投資一項按公平值計入損益之金融資產	17(a)	–
			(22,495)
Decrease/(increase) in short-term bank deposits	短期銀行存款減少/(增加)		3,065
			(157)
Repayment of loan to an investment accounted for using the equity method	按權益法入賬之投資之貸款還款		4,600
			–
Purchase of property, plant and equipment	購買物業、廠房及設備		(344,869)
Purchase of right-of-use assets	購買使用權資產		(2,832)
Interest received	已收利息		38,036
			38,861
Net cash used in investing activities	投資活動所用現金淨額		(234,768)
			(113,379)
Cash flows from financing activities	融資活動的現金流量		
Acquisition of non-controlling interests of a subsidiary	收購子公司非控股權益	18	(7,223)
			–
Repayment of loan from the non-controlling interest	償還來自非控股權益之借貸	30(c)	–
			(2,220)
Principal elements of lease payments	租賃負債本金部份之付款	30(c)	(33,859)
Payments for repurchase of the Company's shares	回購本公司股份之付款		(29,899)
		26(a)	(86,960)
			(78,059)
Dividends paid to the shareholders of the Company	已付給公司股東的股息		(350,864)
			(140,810)
Dividends paid to non-controlling interest in a subsidiary	已付給附屬公司非控股權益的股息		(3,857)
			(2,227)
Proceeds from issuance of shares in connection with the exercise of share options	就行使購股權發行股份所得款額		34,622
			46,146
Net cash used in financing activities	融資活動所用現金淨額		(448,141)
			(207,069)
Net (decrease)/increase in cash and cash equivalents	現金及現金等價物的(減少)/增加淨額		(335,250)
			414,600
Cash and cash equivalents at beginning of the year	年初現金及現金等價物		3,802,741
			3,230,005
Exchange gains on cash and cash equivalents	現金及現金等價物的匯兌收益		65,463
			158,136
Cash and cash equivalents at end of the year	年末現金及現金等價物	25	3,532,954
			3,802,741

The notes on pages 86 to 186 are an integral part of these consolidated financial statements.

第86至186頁的附註乃綜合財務報表的其中部分。



Notes to the Consolidated Financial Statements

綜合財務報表附註

1 GENERAL INFORMATION

PAX Global Technology Limited (the “Company”) is an investment holding company and together with its subsidiaries (collectively referred to as the “Group”) are principally engaged in the development and sales of electronic funds transfer point-of-sale (“E-payment Terminals”) products, provision of maintenance and installation and payment solution services (collectively, referred to as the “E-payment Terminals solutions business”).

The Company is a limited liability company incorporated in Bermuda. The address of its registered office is Clarendon House, 2 Church Street, Hamilton HM 11, Bermuda.

The Company’s shares were listed on the Main Board of The Stock Exchange of Hong Kong Limited (the “Stock Exchange”) on 20 December 2010.

These consolidated financial statements are presented in thousands of units of Hong Kong dollars (HK\$’000), unless otherwise stated.

2 SUMMARY OF SIGNIFICANT ACCOUNTING POLICIES

The principal accounting policies applied in the preparation of these consolidated financial statements are set out below. These policies have been consistently applied to all the years presented, unless otherwise stated.

2.1 Basis of preparation

The consolidated financial statements of the Company have been prepared in accordance with all applicable Hong Kong Financial Reporting Standards (“HKFRSs”) and disclosure requirements of the Hong Kong Companies Ordinance Cap. 622. The consolidated financial statements have been prepared under the historical cost convention, except for financial asset at fair value through other comprehensive income (“FVOCI”), financial assets at fair value through profit or loss (“FVPL”) and post-employment benefit obligation, which are measured at fair values.

The preparation of the consolidated financial statements in conformity with HKFRSs requires the use of certain critical accounting estimates. It also requires management to exercise its judgment in the process of applying the Group’s accounting policies. The areas involving a higher degree of judgment or complexity, or areas where assumptions and estimates are significant to the consolidated financial statements are disclosed in Note 4.

1 一般資料

百富環球科技有限公司（「本公司」）為一間投資控股公司，連同其附屬公司（統稱「本集團」）主要從事開發及銷售電子支付銷售點（「電子支付終端」）產品、提供維護及安裝及支付解決方案服務（統稱「電子支付終端解決方案業務」）。

本公司為一間在百慕達註冊成立的有限責任公司。本公司註冊辦事處的地址為Clarendon House, 2 Church Street, Hamilton HM 11, Bermuda。

本公司股份於二零一零年十二月二十日在香港聯合交易所有限公司（「聯交所」）主板上市。

除另有所指外，此等綜合財務報表以千港元（「千港元」）為單位呈列。

2 主要會計政策概要

編製該等綜合財務報表所採用的主要會計政策載列如下。除另有說明外，該等政策於所有呈列年度一直貫徹應用。

2.1 編製基準

本公司的綜合財務報表已根據所有適用之香港財務報告準則（「香港財務報告準則」）及香港《公司條例》（第622章）的披露規定編製。除按公平值計入其他全面收益之金融資產、按公平值計入損益之金融資產及離職後福利債務以公平值計量外，綜合財務報表已按歷史成本法編製。

編製符合香港財務報告準則的綜合財務報表須使用若干重要會計估計，並要求管理層在應用本集團會計政策時作出判斷。涉及更高程度判斷或複雜性的領域或假設及估計對綜合財務報表而言屬重要的領域於下文附註4披露。

Notes to the Consolidated Financial Statements

綜合財務報表附註



2 SUMMARY OF SIGNIFICANT ACCOUNTING POLICIES (continued)

2.1 Basis of preparation (continued)

2.1.1 Changes in accounting policy and disclosures

(a) New and amended standards adopted by the Group

The Group has applied the following amendments to accounting standards for the first time for the annual reporting period commencing 1 January 2021:

- *Interest Rate Benchmark Reform – Phase 2 – amendments to HKFRS 9, HKAS 39, HKFRS 7, HKFRS 4 and HKFRS 16*
- *Covid-19-Related Rent Concessions – amendments to HKFRS 16*

The amendments listed above did not have any impact on the amounts recognised in prior periods and are not expected to significantly affect the current or future periods.

(b) New standards and interpretations not yet adopted

Certain new accounting standards, amendments to accounting standards and interpretations have been published that are not mandatory for this reporting period and have not been early adopted by the Group. The Group is in the process of assessing the impact of adopting these new accounting standards, amendments to accounting standards and interpretations on its current or future reporting periods and on foreseeable future transactions.

2 主要會計政策概要 (續)

2.1 編製基準 (續)

2.1.1 會計政策及披露事項變動

(a) 本集團採納的新訂及經修訂準則

本集團已於二零二一年一月一日開始的年度報告期間首次應用下列會計準則的修訂：

- *利率基準改革 (第二階段) – 香港財務報告準則第9號、香港會計準則第39號、香港財務報告準則第7號、香港財務報告準則第4號及香港財務報告準則第16號之修訂本*
- *2019冠狀病毒相關的租金寬免 – 香港財務報告準則第16號之修訂本*

上文所列修訂本對過往期間確認的金額並無任何影響，且預期不會對本期或未來期間造成重大影響。

(b) 已發佈但尚未獲本集團採納的準則之影響

已發佈若干新會計準則、會計準則的修訂及詮釋，惟於本報告期間尚未強制執行，且尚未獲本集團提早採納。本集團正在評估採納該等新會計準則、會計準則的修訂及詮釋對本報告期間或未來報告期間及對可預見的未來交易產生的影響。



Notes to the Consolidated Financial Statements

綜合財務報表附註

2 SUMMARY OF SIGNIFICANT ACCOUNTING POLICIES (continued)

2.2 Principles of consolidation and equity accounting

(i) *Subsidiaries*

Subsidiaries are all entities over which the Group has control. The Group controls an entity when the Group is exposed to, or has rights to, variable returns from its involvement with the entity and has the ability to affect those returns through its power to direct the activities of the entity. Subsidiaries are fully consolidated from the date on which control is transferred to the Group. They are deconsolidated from the date that control ceases.

The acquisition method of accounting is used to account for business combinations by the Group (refer to Note 2.3).

Intercompany transactions, balances and unrealised gains on transactions between group companies are eliminated. Unrealised losses are also eliminated unless the transaction provides evidence of an impairment of the transferred asset. Accounting policies of subsidiaries have been changed where necessary to ensure consistency with the policies adopted by the Group.

Non-controlling interests in the results and equity of subsidiaries are shown separately in the consolidated income statement, consolidated statement of comprehensive income, consolidated statement of changes in equity and consolidated balance sheet respectively.

(ii) *Associated companies*

Associated companies are all entities over which the Group has significant influence but not control or joint control. This is generally the case where the Group holds between 20% and 50% of the voting rights. Investments in associated companies are accounted for using the equity method of accounting (see (iv) below), after initially being recognised at cost.

2 主要會計政策概要 (續)

2.2 綜合原則及權益會計法

(i) *附屬公司*

附屬公司指本集團對其有控制權的所有實體。本集團對實體有控制權，是指本集團因參與該實體的營運而獲得或有權享有其可變回報，並能夠運用其指導實體活動的權力影響上述回報。附屬公司在控制權轉移至本集團當日悉數綜合入賬。附屬公司在控制權終止之日起停止綜合入賬。

本集團的業務合併使用收購會計法入賬 (參考附註2.3)。

集團內公司間交易、結餘及集團公司間交易的未變現收益均予以抵銷。未變現虧損亦會對銷，除非該交易有證據顯示所轉讓資產出現減值則作別論。附屬公司的會計政策已按需要變更，以確保與本集團所採納政策貫徹一致。

於附屬公司業績及權益的非控股權益分別於綜合收益表、綜合全面收益表、綜合權益變動表及綜合資產負債表內列示。

(ii) *聯營公司*

聯營公司指本集團對其有重大影響力而無控制權或共同控制權的實體，通常情況乃本集團持有20%至50%表決權。於聯營公司的投資乃初步按成本確認後，使用權益會計法 (見下文(iv)) 入賬。

Notes to the Consolidated Financial Statements

綜合財務報表附註



2 SUMMARY OF SIGNIFICANT ACCOUNTING POLICIES (continued)

2.2 Principles of consolidation and equity accounting (continued)

(iii) Joint arrangements

Under HKFRS 11 “Joint Arrangements”, investments in joint arrangements are classified as either joint operations or joint ventures. The classification depends on the contractual rights and obligations of each investor, rather than the legal structure of the joint arrangement. The Group has joint ventures.

Interests in the joint ventures are accounted for using the equity method (see (iv) below), after initially being recognised at cost in the consolidated balance sheet.

(iv) Equity method

Under the equity method of accounting, the investments are initially recognised at cost and adjusted thereafter to recognise the Group’s share of the post-acquisition profits or losses of the investee in the consolidated income statement, and the Group’s share of movements in other comprehensive income of the investee in other comprehensive income. Dividend received or receivable from associated companies are recognised as a reduction in the carrying amount of the investment.

When the Group’s share of losses in an equity-accounted investment equals or exceeds its interest in the entity, including any other unsecured long-term receivables, the Group does not recognise further losses, unless it has incurred obligations or made payments on behalf of the other entity.

Unrealised gains on transactions between the Group and its associated company are eliminated to the extent of the Group’s interest in these entities. Unrealised losses are also eliminated unless the transaction provides evidence of an impairment of the asset transferred. Accounting policies of equity accounted investees have been changed where necessary to ensure consistency with the policies adopted by the Group.

The carrying amount of equity-accounted investment is tested for impairment in accordance with the policy described in Note 2.10.

2 主要會計政策概要 (續)

2.2 綜合原則及權益會計法 (續)

(iii) 聯合安排

根據香港財務報告準則第11號「聯合安排」，對合營安排的投資須分類為共同經營或合營公司，有關分類視乎各投資者的合同權益和義務而定，而非合營安排的法律結構。本集團擁有合營公司。

於合營公司的權益於綜合資產負債表按成本初步確認後使用權益法入賬。(參考(iv))

(iv) 權益會計法

根據權益會計法，投資初步按成本確認，隨後予以調整以確認本集團在被投資方綜合收益表中所佔收購後溢利或虧損及於被投資方其他全面收益中所佔其他全面收益變動。已收或應收聯營公司股息乃確認為投資賬面值的減少。

當本集團分佔以權益法入賬投資的虧損等於或超過其佔實體的權益(包括任何其他無抵押長期應收款項)時，本集團不再確認進一步虧損，除非本集團代表其他實體承擔義務或支付款項。

本集團及其聯營公司間交易所產生未變現收益的對銷，只限於本集團於該等實體的應佔權益。未變現虧損亦會對銷，除非該交易有證據顯示所轉讓資產出現減值則作別論。以權益法入賬的被投資方的會計政策已按需要變更，以確保與本集團所採納政策貫徹一致。

以權益法入賬的投資的賬面值根據附註2.10所述政策進行減值測試。



Notes to the Consolidated Financial Statements

綜合財務報表附註

2 SUMMARY OF SIGNIFICANT ACCOUNTING POLICIES (continued)

2.2 Principles of consolidation and equity accounting (continued)

(v) *Changes in ownership interests*

The Group treats transactions with non-controlling interests that do not result in a loss of control as transactions with equity owners of the Group. A change in ownership interest results in an adjustment between the carrying amounts of the controlling and non-controlling interests to reflect their relative interests in the subsidiary. Any difference between the amount of the adjustment to non-controlling interests and any consideration paid or received is recognised in a separate reserve within equity attributable to owners of the Company.

When the Group ceases to consolidate or equity account for an investment because of a loss of control, joint control or significant influence, any retained interest in the entity is remeasured to its fair value with the change in carrying amount recognised in the consolidated income statement. This fair value becomes the initial carrying amount for the purposes of subsequently accounting for the retained interest as an associated company, joint venture or financial asset. In addition, any amounts previously recognised in other comprehensive income in respect of that entity are accounted for as if the Group had directly disposed of the related assets or liabilities. This may mean that amounts previously recognised in other comprehensive income are reclassified to profit or loss or transferred to another category of equity as specified/permitted by applicable HKFRSs.

If the ownership interest in a joint venture or an associated company is reduced but joint control or significant influence is retained, only a proportionate share of the amounts previously recognised in other comprehensive income are reclassified to profit or loss where appropriate.

2 主要會計政策概要 (續)

2.2 綜合原則及權益會計法 (續)

(v) *擁有權權益變動*

本集團將其與非控股權益進行而不構成喪失控制權的交易視為與本集團權益持有者間進行的交易。擁有權權益變動會導致控股及非控股權益賬面值調整，以反映各自於附屬公司的權益。非控股權益調整金額與已付或已收代價的差額，乃於本公司擁有人應佔權益內確認為獨立儲備。

倘本集團因喪失控制權、共同控制權或重大影響力而停止對一筆投資綜合入賬或使用權益會計法，於實體的任何保留權益按公平值重新計量，有關賬面值變動在綜合收益表確認。就其後入賬列作聯營公司、合營企業或金融資產的保留權益，其公平值為初始賬面值。此外，先前於其他全面收益確認與該實體有關的任何金額，按猶如本集團已直接出售有關資產或負債的方式入賬。此可能意味先前在其他全面收益確認的金額重新分類至損益或根據適用香港財務報告準則所訂明／准許者，轉撥至另一權益類別。

倘減少合資企業和聯營公司的擁有權權益但仍保留共同控制權和重大影響，則僅會將先前於其他全面收益確認的金額中按比例計算的份額重新分類至損益 (倘適用)。

Notes to the Consolidated Financial Statements

綜合財務報表附註



2 SUMMARY OF SIGNIFICANT ACCOUNTING POLICIES (continued)

2.3 Business combinations

The acquisition method of accounting is used to account for all business combinations, regardless of whether equity instruments or other assets are acquired. The consideration transferred for the acquisition of a subsidiary comprises the:

- fair values of the assets transferred
- liabilities incurred to the former owners of the acquired business
- equity interests issued by the Group
- fair value of any asset or liability resulting from a contingent consideration arrangement, and
- fair value of any pre-existing equity interest in the subsidiary.

Identifiable assets acquired and liabilities and contingent liabilities assumed in a business combination are, with limited exceptions, measured initially at their fair values at the acquisition date. The Group recognises any non-controlling interest in the acquired entity on an acquisition-by-acquisition basis either at fair value or at the non-controlling interest's proportionate share of the acquired entity's net identifiable assets.

Acquisition-related costs are expensed as incurred.

The excess of the

- consideration transferred,
- amount of any non-controlling interest in the acquired entity, and
- acquisition-date fair value of any previous equity interest in the acquired entity

over the fair value of the net identifiable assets acquired is recorded as goodwill. If those amounts are less than the fair value of the net identifiable assets of the business acquired, the difference is recognised directly in the consolidated income statement as a bargain purchase.

2 主要會計政策概要 (續)

2.3 業務合併

所有業務合併均以收購會計法入賬，無論所收購者為權益工具或其他資產。收購一間附屬公司所轉讓的代價包括：

- 所轉讓資產的公平值
- 所收購對象先前擁有人產生的負債
- 本集團發行的股權
- 或然代價安排產生的任何資產或負債的公平值；及
- 任何先前存在的附屬公司股權的公平值

除有限例外情況外，於業務合併收購的可識別資產以及承擔的負債及或然負債，初步按收購日期的公平值計量。本集團根據個別收購交易按公平值或非控股權益應佔被收購實體可識別資產淨值的比例確認於被收購實體的任何非控股權益。

收購相關成本於產生時支銷。

- 所轉讓代價，
- 於被收購實體的任何非控股權益金額，及
- 任何先前於被收購實體的權益於收購日期的公平值

與已收購可識別資產淨值的公平值的差額按商譽列賬。倘上述金額低於所收購業務可識別資產淨值的公平值，有關差額會作為一項廉價購買直接於綜合收益表確認。



Notes to the Consolidated Financial Statements

綜合財務報表附註

2 SUMMARY OF SIGNIFICANT ACCOUNTING POLICIES (continued)

2.3 Business combinations (continued)

Where settlement of any part of cash consideration is deferred, the amounts payable in the future are discounted to their present value as at the date of exchange. The discount rate used is the entity's incremental borrowing rate, being the rate at which a similar borrowing could be obtained from an independent financier under comparable terms and conditions. Contingent consideration is classified either as equity or financial liability. Amounts classified as a financial liability are subsequently remeasured to fair value with changes in fair value recognised in the consolidated income statement.

If the business combination is achieved in stages, the acquisition date carrying value of the acquirer's previously held equity interest in the acquiree is remeasured to fair value at the acquisition date. Any gains or losses arising from such remeasurement are recognised in the consolidated income statement.

2.4 Separate financial statements

Investments in subsidiaries are accounted for at cost less impairment. Cost includes direct attributable costs of an investment. The results of subsidiaries are accounted for by the Company on the basis of dividend received and receivable.

Impairment testing of the investments in subsidiaries is required upon receiving a dividend from these investments if the dividend exceeds the total comprehensive income of the subsidiary in the period the dividend is declared or if the carrying amount of the investment in the separate financial statements exceeds the carrying amount in the consolidated financial statements of the investee's net assets including goodwill.

2.5 Segment reporting

Operating segments are reported in a manner consistent with the internal reporting provided to the chief operating decision-maker. The chief operating decision-maker, who is responsible for allocating resources and assessing the performance of the operating segments, has been identified as the Executive Directors that make strategic decisions.

2 主要會計政策概要 (續)

2.3 業務合併 (續)

倘任何部分現金對價的結算獲遞延，日後應付金額貼現至彼等於兌換日期的現值。所用的貼現率乃該實體的增量借款利率，即根據相若的條款及條件可從獨立金融機構獲得同類借款的利率。或然代價歸類為權益或金融負債。歸類為金融負債的金額其後重新計量至公平值，公平值變動於綜合收益表確認。

倘業務合併分階段完成，收購方過往於收購對象所持股權於收購日期的賬面值重新計量至收購日期的公平值；該項重新計量所產生的任何收益或虧損，於綜合收益表確認。

2.4 獨立財務報表

於附屬公司的投資按成本值扣除減值列賬。成本包括直接應佔投資成本。附屬公司的業績乃由本公司按已收股息及應收款項基準入賬。

倘股息超出附屬公司宣派股息期間全面收益總額，或倘獨立財務報表中投資賬面值超出綜合財務報表所示投資對象資產淨值（包括商譽）的賬面值，則須於自該投資收取股息時，對該等附屬公司的投資進行減值測試。

2.5 分部報告

經營分部乃以與向主要經營決策者提交內部報告一致的方式呈報。主要經營決策者負責分配資源及評估經營分部的表現，已被確認為作出策略決策的執行董事。

Notes to the Consolidated Financial Statements

綜合財務報表附註



2 SUMMARY OF SIGNIFICANT ACCOUNTING POLICIES (continued)

2.6 Foreign currency translation

(a) *Functional and presentation currency*

Items included in the financial statements of each of the Group's entities are measured using the currency of the primary economic environment in which the entity operates or the currency in which funds from financing activities are generated (the "functional currency"). The consolidated financial statements are presented in Hong Kong dollars ("HK\$"), which is the Company's functional and the Group's presentation currency.

(b) *Transactions and balances*

Foreign currency transactions are translated into the functional currency using the exchange rates prevailing at the dates of the transactions or valuation where items are remeasured. Foreign exchange gains and losses resulting from the settlement of such transactions and from the translation at year-end exchange rates of monetary assets and liabilities denominated in foreign currencies are recognised in the consolidated income statement.

Foreign exchange gains and losses that relate to borrowings are presented in the consolidated income statement, within "finance costs". All other foreign exchange gains and losses are presented in the consolidated income statement on a net basis within "administrative expenses".

Non-monetary items that are measured at fair value in a foreign currency are translated using the exchange rates at the date when the fair value was determined. Translation differences on assets and liabilities carried at fair values are reported as part of the fair value gain or loss. For example, translation differences on non-monetary financial assets and liabilities such as equities held at FVPL are recognised in profit or loss as part of the fair value gain or loss. Translation differences on non-monetary financial assets such as equities classified as financial assets at FVOCI are recognised in other comprehensive income.

2 主要會計政策概要 (續)

2.6 外幣換算

(a) *功能及呈報貨幣*

本集團各實體於財務報表內入賬的項目採用有關實體經營所在主要經濟環境的貨幣或融資活動產生資金的貨幣（「功能貨幣」）計量。綜合財務報表以港元呈報，而港元為本公司的功能及本集團的呈報貨幣。

(b) *交易及結餘*

外幣交易按交易當日適用之匯率或重新計量項目之估值換算為功能貨幣。因結算交易及按年末匯率換算以外幣計值的貨幣資產及負債產生的外匯收益及虧損均於綜合收益表確認。

與借貸有關之外匯收益及虧損於綜合收益表之「財務費用」內呈列。所有其他外匯收益及虧損於綜合收益表之「行政費用」內按淨基準呈列。

按公平值計量並以外幣計值之非貨幣項目使用釐定公平值當日之匯率換算。按公允值列賬之匯兌差額呈報為公平值損益之一部分。例如，非金融資產及負債，如經損益表以公平值計量且其變化計入損益的持有之股權於損益表中確認為公平值收益或虧損之一部份，而非金融資產，例如歸類為按公平值計入其他全面收益之金融資產之股權，乃於其他全面收益中確認。



Notes to the Consolidated Financial Statements

綜合財務報表附註

2 SUMMARY OF SIGNIFICANT ACCOUNTING POLICIES (continued)

2.6 Foreign currency translation (continued)

(c) Group companies

The results and financial position of foreign operations (none of which has the currency of a hyper-inflationary economy) that have a functional currency different from the presentation currency are translated into the presentation currency as follows:

- (i) assets and liabilities for each balance sheet presented are translated at the closing rate at the date of that balance sheet;
- (ii) income and expenses for each income statement are translated at average exchange rates (unless this average is not a reasonable approximation of the cumulative effect of the rates prevailing on the transaction dates, in which case income and expenses are translated at the rate on the dates of the transactions); and
- (iii) all resulting currency translation differences are recognised in other comprehensive income.

On consolidation, exchange differences arising from the translation of any net investment in foreign entities, and of borrowings, are recognised in other comprehensive income. When a foreign operation is sold or any borrowings forming part of the net investment are repaid, the associated exchange differences are reclassified to the consolidated income statement, as part of the gain or loss on sale.

Goodwill and fair value adjustments arising on the acquisition of a foreign entity are treated as assets and liabilities of the foreign entity and translated at the closing rate. Currency translation differences arising are recognised in other comprehensive income.

2 主要會計政策概要 (續)

2.6 外幣換算 (續)

(c) 集團公司

功能貨幣與呈報貨幣不相同的海外業務(全部均非高通脹經濟的貨幣)的業績及財務狀況,按以下方式換算為呈報貨幣:

- (i) 各資產負債表所呈列資產及負債,按結算日的收市匯率換算;
- (ii) 各收益表的收入及支出均按平均匯率換算,(惟此平均值並非該等交易日期通行匯率具累積效果的合理約數除外。在此情況下,收入及支出將按交易日期匯率換算);及
- (iii) 所有由此產生的匯兌差額在其他全面收益中確認。

於編製綜合賬目時,換算海外實體任何投資淨額及借貸產生的匯兌差額均於其他全面收益確認。當出售海外業務或償還構成該投資淨額部分的所有貸款,相關的匯兌差額於綜合收益表重新歸類為出售的部分收益或虧損。

收購海外實體產生的商譽及公平值調整視為該海外實體的資產和負債,並按收市匯率換算。產生的匯兌差額在其他全面收益中確認。

Notes to the Consolidated Financial Statements

綜合財務報表附註



2 SUMMARY OF SIGNIFICANT ACCOUNTING POLICIES (continued)

2.6 Foreign currency translation (continued)

(d) Disposal and partial disposal of foreign operation

On the disposal of a foreign operation (that is, a disposal of the Group's entire interest in a foreign operation, or a disposal involving loss of control over a subsidiary that includes a foreign operation, a disposal involving loss of joint control over a joint venture that includes a foreign operation, or a disposal involving loss of significant influence over an associated company that includes a foreign operation), all of the currency translation differences accumulated in equity in respect of that operation attributable to the owners of the Company are reclassified to profit or loss.

In the case of a partial disposal that does not result in the Group losing control over a subsidiary that includes a foreign operation, the proportionate share of accumulated currency translation differences are re-attributed to non-controlling interests and are not recognised in profit or loss. For all other partial disposals (that is, reductions in the Group's ownership interest in associated company or joint ventures that do not result in the Group losing significant influence or joint control), the proportionate share of the accumulated exchange difference is reclassified to profit or loss.

2 主要會計政策概要 (續)

2.6 外幣換算 (續)

(d) 出售及部分出售海外業務

於出售海外業務(即出售本集團於海外業務的全部權益,或涉及失去對包括海外業務的附屬公司的控制權的出售、涉及失去對包括海外業務的合營企業的共同控制權的出售或涉及失去對包括海外業務的聯營公司的重大影響力的出售)時,就本公司擁有人應佔該業務而於權益內累計的所有匯兌差額乃重新分類至損益內。

如部分出售不會導致本集團失去對包括海外業務的子公司的控制權,則累計貨幣換算差異的比例份額將重新歸因於非控股權益,並且不會在損益中確認。對於所有其他部分出售(即減少本集團在聯營公司或合營企業中的所有權權益,但不會導致本集團失去重大影響或共同控制),累計匯兌差額的比例份額重新分類至損益。



Notes to the Consolidated Financial Statements

綜合財務報表附註

2 SUMMARY OF SIGNIFICANT ACCOUNTING POLICIES (continued)

2.7 Property, plant and equipment

All property, plant and equipment are stated at historical cost less depreciation and impairment losses. Historical cost includes expenditure that is directly attributable to the acquisition of the items.

Subsequent costs are included in the asset's carrying amount or recognised as a separate asset, as appropriate, only when it is probable that future economic benefits associated with the item will flow to the Group and the cost of the item can be measured reliably. The carrying amount of the replaced part is derecognised. All other repairs and maintenance are charged to the consolidated income statement during the financial period in which they are incurred.

Depreciation of property, plant and equipment is calculated using the straight-line method to allocate cost to their residual values over their estimated useful lives, as follows:

Buildings	5% – 10%
Leasehold improvements	20% or over lease terms, whichever is shorter
Office furniture and equipment	18% – 25%
Plant and equipment	9% – 33%
Motor vehicles	18% – 25%

The assets' residual values and useful lives are reviewed, and adjusted if appropriate, at the end of each reporting period. An asset's carrying amount is written down immediately to its recoverable amount if the asset's carrying amount is greater than its estimated recoverable amount.

Gains and losses on disposals are determined by comparing the proceeds with the carrying amount and are recognised within "administrative expenses" in the consolidated income statement.

2 主要會計政策概要 (續)

2.7 物業、廠房及設備

所有物業、廠房及設備按歷史成本減折舊及減值虧損入賬。歷史成本包括收購此等項目直接應佔開支。

當與項目有關的未來經濟利益可能流入本集團，以及項目成本能可靠計算時，其後成本才會計入資產的賬面值或確認為獨立資產（如適用）。已替換部份的賬面值被終止確認。所有其他維修及保養費於產生的財政期間在綜合收益表中扣除。

物業、廠房及設備的折舊以直線法於其估計可用年期內分配其成本至剩餘價值。所採用年率如下：

樓宇	5% – 10%
租賃物業裝修	20%或按租賃年期（以較短者為準）
辦公室傢俱及設備	18% – 25%
廠房及設備	9% – 33%
汽車	18% – 25%

資產的剩餘價值及可用年期會於各報告期末審閱及調整（如適用）。倘資產的賬面值超過其估計可收回金額，則其賬面值將即時撇減至其可收回金額。

出售資產的收益及虧損指出售所得款項與有關資產賬面值之間差額，並於綜合收益表的「行政費用」內確認。

Notes to the Consolidated Financial Statements

綜合財務報表附註



2 SUMMARY OF SIGNIFICANT ACCOUNTING POLICIES (continued)

2.7 Property, plant and equipment (continued)

Construction in progress represents property, plant and equipment under construction or pending installation, and is stated at cost less impairment losses. Cost comprises direct costs of construction including borrowing costs attributable to the construction during the period of construction. No provision for depreciation is made on construction in progress until such time as the relevant assets are completed and ready for intended use.

2.8 Intangible assets

(a) Goodwill

Goodwill on acquisitions of subsidiaries is included in intangible assets. Goodwill is not amortised but it is tested for impairment annually, or more frequently if events or changes in circumstances indicate that it might be impaired, and is carried at cost less accumulated impairment losses. Gains and losses on the disposal of an entity include the carrying amount of goodwill relating to the entity sold.

Goodwill is allocated to cash-generating units for the purpose of impairment testing. The allocation is made to those cash-generating units or groups of cash-generating units that are expected to benefit from the business combination in which the goodwill arose. The units or groups of units are identified at the lowest level at which goodwill is monitored for internal management purposes.

(b) Brand names, contractual customer relationships and others

Brand names, contractual customer relationships and others acquired in a business combination are recognised at fair values at the acquisition date. These intangible assets have a finite useful life and are carried at cost less accumulated amortisation. Amortisation is calculated using the straight-line method over their expected lives from 5 to 10 years to allocate the cost of them.

2 主要會計政策概要 (續)

2.7 物業、廠房及設備 (續)

在建工程指在建或待安裝的物業、廠房及設備，並按成本值扣除減值虧損列賬。成本為施工期間直接建造成本（包括施工應佔的借貸成本）。在相關資產完工並且可以使用前，不計入在建工程的折舊。

2.8 無形資產

(a) 商譽

收購附屬公司產生的商譽納入無形資產。商譽不會攤銷，但每年作減值測試，倘有事件或情況變化顯示商譽可能減值，則會更頻密地進行測試，並按成本減累計減值虧損列賬。出售實體的所得及虧損包括與被出售實體相關的商譽的賬面值。

商譽被分配至現金產生單位以作減值測試，且為分配至預期可從產生商譽之業務合併中得益之現金產生單位或現金產生單位組別。各單位或單位組別為就內部管理目的而監察商譽的最低層次。

(b) 商標、合約客戶關係及其他

於業務合併時收購的商標、合約客戶關係及其他按照於收購日期的公平值確認。該等無形資產具有有限可使用年期及按照成本減累計攤銷列賬。攤銷乃使用直線法計算，分配至該等5至10年的預計年期內的成本。



Notes to the Consolidated Financial Statements

綜合財務報表附註

2 SUMMARY OF SIGNIFICANT ACCOUNTING POLICIES (continued)

2.9 Land use rights (included in right-of-use assets)

Land use rights are stated at cost less accumulated amortisation and impairment losses. Cost represents upfront prepayments made for the rights to use the land for periods varying from 20 to 50 years. Depreciation of these right-of-use assets is charged to the consolidated income statement on a straight-line basis over the period of the lease or, when there is an impairment loss, the impairment is charged to the consolidated income statement.

2.10 Impairment of non-financial assets

Goodwill not subject to amortisation is tested annually for impairment, or more frequently if events or changes in circumstances indicate that they might be impaired. Other assets are tested for impairment whenever events or changes in circumstances indicate that the carrying amount may not be recoverable. An impairment loss is recognised for the amount by which the asset's carrying amount exceeds its recoverable amount. The recoverable amount is the higher of an asset's fair value less costs of disposal and value in use. For the purposes of assessing impairment, assets are grouped at the lowest levels for which there are separately identifiable cash inflows which are largely independent of the cash inflows from other assets or groups of assets (cash-generating units). Non-financial assets other than goodwill that suffered an impairment are reviewed for possible reversal of the impairment at each reporting date.

2 主要會計政策概要 (續)

2.9 土地使用權(已計入使用權資產)

土地使用權按成本減累計攤銷及減值虧損列賬。成本指就使用土地權利而支付之預付款項，為期20至50年。使用權資產的折舊於租期內按直線法在綜合收益表中扣除，或當出現減值損失，有關減值在綜合收益表中扣除。

2.10 非金融資產的減值

商譽每年進行減值測試，或倘有事件或情況變動表明其可能出現減值，則會更頻繁地進行減值測試。其他資產須於指出其未必可收回賬面值的事件或變動發生時測試減值。減值虧損為資產賬面值超越其可收回價值的數額。可收回金額為資產公平值減處置成本後的價值，與其使用價值之間的較高者。就評估資產減值而言，本集團按個別可識別現金流入，其很大程度獨立的現金流入來自其他資產或資產組合（現金產生單位）的最低水平劃分資產類別。除商譽外，已蒙受減值的非金融資產在各報告期間均就減值是否可以撥回進行檢討。

Notes to the Consolidated Financial Statements

綜合財務報表附註



2 SUMMARY OF SIGNIFICANT ACCOUNTING POLICIES (continued)

2.11 Investments and other financial assets

2.11.1 Classification

The Group classifies its financial assets in the following measurement categories:

- those to be measured subsequently at fair value (either through other comprehensive income, or through profit or loss), and
- those to be measured at amortised cost.

The classification depends on the entity's business model for managing the financial assets and the contractual terms of the cash flows.

For assets measured at fair value, gains and losses will either be recorded in profit or loss or other comprehensive income. For investments in equity instruments that are not held for trading, this will depend on whether the Group has made an irrevocable election at the time of initial recognition to account for the equity investment at FVOCI.

The Group reclassifies debt investments when and only when its business model for managing those assets changes.

2.11.2 Recognition and derecognition

Regular way purchases and sales of financial assets are recognised on trade-date, the date on which the Group commits to purchase or sell the asset. Financial assets are derecognised when the rights to receive cash flows from the financial assets have expired or have been transferred and the Group has transferred substantially all the risks and rewards of ownership.

2 主要會計政策概要 (續)

2.11 投資及其他金融資產

2.11.1 分類

本集團將其金融資產分類為下列計量類別：

- 隨後按公平值計量的金融資產(透過其他全面收益，或透過損益呈列)，及
- 按攤銷成本計量之金融資產。

分類取決於實體管理金融資產之業務模式及現金流之合約條款。

就按公平值計量之資產而言，其收益及虧損將於損益或其他全面收益列賬。就未持作買賣的權益工具投資而言，此將取決於本集團是否不可撤銷地選擇於初始確認時列作按公平值計入其他全面收益呈列的權益投資。

本集團當且僅當管理該等資產之業務模式變動時重新分類債務投資。

2.11.2 確認及終止確認

以日常方式買賣的金融資產於交易日確認，交易日為本集團承諾購買或出售資產之日。當金融資產收取現金流量的權利屆滿或已轉讓且本集團已轉讓幾乎所有風險及所有權回報時，終止確認金融資產。



Notes to the Consolidated Financial Statements

綜合財務報表附註

2 SUMMARY OF SIGNIFICANT ACCOUNTING POLICIES (continued)

2.11 Investments and other financial assets (continued)

2.11.3 Measurement

At initial recognition, the Group measures a financial asset at its fair value plus, in the case of a financial asset not at FVPL, transaction costs that are directly attributable to the acquisition of the financial asset. Transaction costs of financial assets carried at FVPL are expensed in the consolidated income statement.

- **Debt instruments**

Subsequent measurement of debt instruments depends on the Group's business model for managing the asset and the cash flow characteristics of the asset. There are three measurement categories to classify the debt instruments:

(1) Amortised cost

Assets that are held for collection of contractual cash flows where those cash flows represent solely payments of principal and interest are measured at amortised cost. Interest income from these financial assets is included in finance income using the effective interest rate method. Any gain or loss arising on derecognition is recognised directly in profit or loss and presented in "other gains/(losses), net". Impairment losses are presented as a separate line item in the consolidated income statement.

2 主要會計政策概要 (續)

2.11 投資及其他金融資產 (續)

2.11.3 計量

於初始計量時，如非按公平值計入損益之金融資產，本集團按該金融資產之公平值加直接歸屬於該金融資產收購之交易成本計量。按公平值計入損益之金融資產之交易成本則於綜合收益表列作開支。

- **債務工具**

債務工具之後續計量取決於本集團管理資產之業務模式及該等資產之現金流量特徵。債務工具可分為三種計量類別：

(1) 攤銷成本

持作收回合約現金流量之資產，倘該等資產現金流量僅指支付之本金及利息，則按攤銷成本計量。從該等金融資產所得利息收入使用實際利率法計入融資收入。因終止確認產生之任何收益或虧損直接於損益內確認及計入「其他收益／（虧損）淨額」。減值虧損於綜合收益表呈列為單獨項目。

Notes to the Consolidated Financial Statements

綜合財務報表附註



2 SUMMARY OF SIGNIFICANT ACCOUNTING POLICIES (continued)

2.11 Investments and other financial assets (continued)

2.11.3 Measurement (continued)

- **Debt instruments (continued)**

- (2) Fair value through other comprehensive income

Assets that are held for collection of contractual cash flows and for selling the financial assets, where the assets' cash flows represent solely payments of principal and interest, are measured at FVOCI. Movements in the carrying amount are taken through other comprehensive income, except for the recognition of impairment gains or losses, interest income and foreign exchange gains and losses which are recognised in profit or loss. When the financial asset is derecognised, the cumulative gain or loss previously recognised in other comprehensive income is reclassified from equity to profit or loss and recognised in "other gains/(losses), net". Interest income from these financial assets is included in finance income using the effective interest rate method. Impairment expenses are presented as a separate line item in the consolidated income statement.

- (3) Fair value through profit or loss

Assets that do not meet the criteria for amortised cost or FVOCI are measured at FVPL. A gain or loss on a debt investment that is subsequently measured at FVPL is recognised in the consolidated income statement in the period in which it arises.

2 主要會計政策概要 (續)

2.11 投資及其他金融資產 (續)

2.11.3 計量 (續)

- **債務工具 (續)**

- (2) 按公平值計入其他全面收益

持作收回合約現金流量及出售金融資產之資產，倘該等資產現金流量僅指支付本金及利息，則按公平值計入其他全面收益計量。賬面值之變動乃計入其他全面收益，惟於損益表確認之減值收益或虧損、利息收入及外匯收益及虧損之確認除外。金融資產終止確認時，先前於其他全面收益確認之累計收益或虧損由權益重新分類至損益及於「其他收益／(虧損)淨額」內確認。該等金融資產之利息收入乃按實際利率法計入融資收入。減值開支於綜合收益表呈列為單獨項目。

- (3) 按公平值計入損益

未達按攤銷成本計量或按公平值計入其他全面收益的標準資產乃按公平值計入損益。後續按公平值計入損益計量之債務投資之收益或虧損於其產生期間於綜合收益表內確認。



Notes to the Consolidated Financial Statements

綜合財務報表附註

2 SUMMARY OF SIGNIFICANT ACCOUNTING POLICIES (continued)

2.11 Investments and other financial assets (continued)

2.11.3 Measurement (continued)

• Equity instruments

The Group subsequently measures all equity investments at fair value. Where the Group's management has elected to present fair value gains and losses on equity investments in other comprehensive income, there is no subsequent reclassification of fair value gains and losses to profit or loss following the derecognition of the investment. Dividends from such investments continue to be recognised in "other gains/(losses), net" in the consolidated income statement when the Group's right to receive payments is established.

Changes in the fair value of financial assets at FVPL are recognised in "other gains/(losses), net" in the consolidated income statement as applicable. Impairment losses (and reversal of impairment losses) on equity investments measured at FVOCI are not reported separately from other changes in fair value.

2.11.4 Impairment

The Group assesses on a forward-looking basis the expected credit losses associated with its debt instruments carried at amortised cost and FVOCI. The impairment methodology applied depends on whether there has been a significant increase in credit risk.

For trade receivables, the Group applies the simplified approach permitted by HKFRS 9, which requires expected lifetime losses to be recognised from initial recognition of the receivables.

2.12 Offsetting financial instruments

Financial assets and liabilities are offset and the net amount is reported in the consolidated balance sheet when there is a legally enforceable right to offset the recognised amounts and there is an intention to settle on a net basis or realise the asset and settle the liability simultaneously. The legally enforceable right must not be contingent on future events and must be enforceable in the normal course of business and in the event of default, insolvency or bankruptcy of the Company or the counterparty.

2 主要會計政策概要 (續)

2.11 投資及其他金融資產 (續)

2.11.3 計量 (續)

• 權益工具

本集團後續按公平值計量所有權益投資。倘本集團管理層選擇於其他全面收益表列報權益投資之公平值收益及虧損，於終止確認投資後，概無後續重新分類公平值收益及虧損至損益表。當本集團有權收取股息付款時，該等投資之股息繼續於綜合收益表內確認為「其他收益／(虧損)淨額」。

按公平值計入損益之金融資產公平值變動於綜合收益表確認為「其他收益／(虧損)淨額」。按公平值計入其他全面收益之權益投資之減值虧損(及減值虧損撥回)不會與其公平值變動分開列報。

2.11.4 減值

本集團按前瞻性基準評估與按攤銷成本及按公平值計入其他全面收益之債務工具有關之預期信貸虧損。應用之減值方法取決於信貸風險是否大幅增加。

就應收賬款而言，本集團應用香港財務報告準則第9號批准之簡化方法，其規定初始確認應收款項時予以確認之預計使用年期虧損。

2.12 金融工具抵銷

倘若存在合法可強制執行的權利以抵銷所確認金額及擬按淨額基準結算或變現資產及同時結算負債，則金融資產與負債相互抵銷，而淨額於綜合資產負債表內呈報。法定可執行權利必須不得依賴未來事件而定，而在一般業務過程中以及倘本公司或對手方一旦出現違約、無償債能力或破產時，這也必須具有約束力。

Notes to the Consolidated Financial Statements

綜合財務報表附註



2 SUMMARY OF SIGNIFICANT ACCOUNTING POLICIES (continued)

2.13 Inventories

Inventories are stated at the lower of cost and net realisable value. Cost is determined using the weighted average method. The cost of finished goods and work in progress comprises raw materials, direct labour cost and related production overheads (based on normal operating capacity). Net realisable value is the estimated selling price in the ordinary course of business, less applicable variable selling expenses.

2.14 Trade and bills receivables

Trade and bills receivables including retention money receivables are amounts due from customers for merchandise sold or services performed in the ordinary course of business. If collection of trade and bills receivables is expected in one year or less (or in the normal operating cycle of the business if longer), they are classified as current assets. If not, they are presented as non-current assets.

Trade receivables are recognised initially at the amount of consideration that is unconditional unless they contain significant financing components, when they are recognised at fair value. The Group holds the trade receivables with the objective to collect the contractual cash flows and therefore measures them subsequently at amortised cost using the effective interest method less provision for impairment.

When a trade receivable is uncollectible, it is written off against the allowance account for trade receivables. Subsequent recoveries of amounts previously written off are credited against "net impairment losses on financial assets" in the consolidated income statement.

2.15 Cash and cash equivalents

In the consolidated cash flow statement, cash and cash equivalents include cash on hand and deposits held at call with banks, with original maturities of three months or less.

2.16 Share capital

Ordinary shares are classified as equity. Incremental costs directly attributable to the issue of new shares or options are shown in equity as a deduction, net of tax, from the proceeds.

Where any group company purchases the Company's equity instruments, for example as the result of a share buy-back or a share-based payment plan, the consideration paid, including any directly attributable incremental costs (net of income taxes) is deducted from equity attributable to the owners of the Company as treasury shares until the shares are cancelled.

2 主要會計政策概要 (續)

2.13 存貨

存貨乃以成本值及可變現淨值兩者中較低者列賬。成本以加權平均法釐定。製成品及在製品的成本包括原材料、直接人工成本及有關生產經常開支(按正常營運能力計算)。可變現淨值為正常業務過程中的估計售價扣除適用的可變銷售開支。

2.14 應收賬款及應收票據

應收賬款及應收票據(包括應收預扣金額)為於正常業務過程中就出售商品或履行服務而應收客戶的款項。倘應收賬款及應收票據預期於一年內(或如屬較長時間,則於一般營運業務週期)收回,則分類為流動資產。否則,呈列為非流動資產。

應收賬款初步按無條件代價金額確認,除非其包含重大融資部分,則按公平值確認。本集團持有應收賬款之目的為收取合約現金流量,因此其後採用實際利息法按攤銷成本減去減值撥備計量。

當應收賬款不可收回時,該金額在應收賬款撥備賬中撇銷。其後收回早前撇銷的金額則撥回扣除綜合收益表中的「金融資產之減值淨虧損」。

2.15 現金及現金等價物

於綜合現金流量表,現金及現金等價物包括手上現金及期限為三個月以下之銀行活期存款。

2.16 股本

普通股分類為權益。直接歸屬於發行新股份或購股權的新增成本於權益中呈列為所得款項的減少(扣除稅項)。

倘任何集團公司購入本公司之股本工具,例如由於進行股份回購或股份支付計劃,則已付代價(包括任何直接應佔新增成本(扣除所得稅)從本公司擁有人應佔權益扣除作庫存股份,直至股份註銷為止。



Notes to the Consolidated Financial Statements

綜合財務報表附註

2 SUMMARY OF SIGNIFICANT ACCOUNTING POLICIES (continued)

2.17 Trade and other payables

Trade payables are obligations to pay for goods or services that have been acquired in the ordinary course of business from suppliers. Payables are classified as current liabilities if payment is due within one year or less (or in the normal operating cycle of the business if longer). If not, they are presented as non-current liabilities.

Trade and other payables are recognised initially at fair values and subsequently measured at amortised cost using the effective interest method.

2.18 Borrowings

Borrowings are initially recognised at fair values, net of transaction costs incurred. Borrowings are subsequently measured at amortised cost. Any difference between the proceeds (net of transaction costs) and the redemption amount is recognised in the consolidated income statement over the period of the borrowings using the effective interest method. Fees paid on the establishment of loan facilities are recognised as transaction costs of the loan to the extent that it is probable that some or all of the facility will be drawn down. In this case, the fee is deferred until the draw-down occurs. To the extent there is no evidence that it is probable that some or all of the facility will be drawn down, the fee is capitalised as a prepayment for liquidity services and amortised over the period of the facility to which it relates.

Borrowings are removed from the consolidated balance sheet when the obligation specified in the contract is discharged, cancelled or expired. The difference between the carrying amount of a financial liability that has been extinguished or transferred to another party and the consideration paid, including any non-cash assets transferred or liabilities assumed, is recognised in the consolidated income statement.

Borrowings are classified as current liabilities unless the Group has an unconditional right to defer settlement of the liability for at least 12 months after the reporting period.

2 主要會計政策概要 (續)

2.17 應付賬款及其他應付賬款

應付賬款是企業日常業務從供應商提供商品或勞務中須支付的義務。如果付款期限少於一年（或若更長在企業正常營業週期），應付賬款則被歸類為流動負債。否則，將被歸類為非流動負債。

應付賬款及其他應付賬款初步按公平值確認，其後使用實際利率法按攤銷成本計算。

2.18 借貸

借貸初步以公平值（經扣除所產生的交易成本）確認。借貸隨後按攤銷成本計量。所得款項（經扣除交易成本）與贖回金額之間的任何差額，乃於借貸期間在綜合收益表內以實際利率法確認。在貸款融資將可能部分或全部被提取的情況下，就設立貸款融資而支付的費用乃確認為貸款交易成本。在此情況下，該費用將被遞延，直至提取貸款時為止。在並無證據表明其將可能部分或全部被提取的情況下，該費用會作為流動資金服務的預付款項被撥充資本，並於其相關融資期間內予以攤銷。

當合約中規定的責任獲解除、取消或屆滿時，會將借貸從綜合資產負債表中移除。已消除或轉移至另一方的金融負債的賬面值與已付代價（包括所轉讓的非現金資產或所承擔的負債）之間的差額，乃於綜合收益表內確認。

除非本集團有無條件權利，將償付負債遞延至報告期後至少12個月，否則借貸會被分類為流動負債。

Notes to the Consolidated Financial Statements

綜合財務報表附註



2 SUMMARY OF SIGNIFICANT ACCOUNTING POLICIES (continued)

2.19 Borrowing costs

General and specific borrowing costs that are directly attributable to the acquisition, construction or production of a qualifying asset are capitalised during the period of time that is required to complete and prepare the asset for its intended use or sale. Qualifying assets are assets that necessarily take a substantial period of time to get ready for their intended use or sale.

Investment income earned on the temporary investment of specific borrowings pending their expenditure on qualifying assets is deducted from the borrowing costs eligible for capitalisation.

Other borrowing costs are expensed in the period in which they are incurred.

2.20 Current and deferred income tax

The tax expense for the period comprises current and deferred tax. Tax is recognised in the consolidated income statement, except to the extent that it relates to items recognised in other comprehensive income or directly in equity. In this case, the tax is also recognised in other comprehensive income or directly in equity, respectively.

(a) Current income tax

The current income tax charge is calculated on the basis of the tax laws enacted or substantively enacted at the balance sheet date in the countries where the Company's subsidiaries operate and generate taxable income. Management periodically evaluates positions taken in tax returns with respect to situations in which applicable tax regulation is subject to interpretation and considers whether it is probable that a taxation authority will accept an uncertain tax treatment. The Group measures its tax balances either based on the most likely amount or the expected value, depending on which method provides a better prediction of the resolution of the uncertainty.

2 主要會計政策概要 (續)

2.19 借貸成本

收購、興建或生產任何合資格資產產生之一般及特定借貸成本於須完成及就其擬定用途準備資產的期內資本化。合資格資產乃需要一段相當長的時間籌備作擬定用途或銷售的資產。

指定貸款尚未運用於合資格資產前作短暫投資而產生之投資收入乃於可作資本化的借貸成本內扣除。

其他借貸成本於其產生的期間支銷。

2.20 當期及遞延所得稅

本期間稅項開支包括當期及遞延稅項。稅項於綜合收益表確認，稅項是有關於其他全面收益項下確認或直接計入權益的項目除外。在此情況下，稅項亦分別於其他全面收益或直接於權益內確認。

(a) 當期所得稅

當期所得稅支出根據本公司附屬公司營運及產生應課稅收入的國家於結算日已頒佈或實質頒佈的稅務法例計算。管理層就適用稅務法例詮釋所規限的情況定期評估報稅表狀況。且考慮稅務機構是否可能接納不確定的稅務待遇。本集團基於最可能的金額或預期價值（視乎哪種方法可更好地預測有關不確定性的解決方案）計量其稅務結餘。



Notes to the Consolidated Financial Statements

綜合財務報表附註

2 SUMMARY OF SIGNIFICANT ACCOUNTING POLICIES (continued)

2.20 Current and deferred income tax (continued)

(b) *Deferred income tax*

Deferred income tax is provided in full, using the liability method, on temporary differences arising between the tax bases of assets and liabilities and their carrying amounts in the consolidated financial statements. However, deferred tax liabilities are not recognised if they arise from the initial recognition of goodwill. Deferred income tax is also not accounted for if it arises from initial recognition of an asset or liability in a transaction other than a business combination that at the time of the transaction affects neither accounting nor taxable profit or loss. Deferred income tax is determined using tax rates (and laws) that have been enacted or substantially enacted at the balance sheet date and are expected to apply when the related deferred income tax asset is realised or the deferred income tax liability is settled.

Deferred tax assets are recognised only if it is probable that future taxable amounts will be available to utilise those temporary differences and losses.

Deferred tax liabilities and assets are not recognised for temporary differences between the carrying amount and tax bases of investments in foreign operations where the Group is able to control the timing of the reversal of the temporary differences and it is probable that the differences will not reverse in the foreseeable future.

(c) *Offsetting*

Deferred tax assets and liabilities are offset when there is a legally enforceable right to offset current tax assets and liabilities and when the deferred tax balances relate to the same taxation authority. Current tax assets and tax liabilities are offset where the entity has a legally enforceable right to offset and intends either to settle on a net basis, or to realise the asset and settle the liability simultaneously.

2 主要會計政策概要 (續)

2.20 當期及遞延所得稅 (續)

(b) *遞延所得稅*

遞延所得稅乃就資產與負債的稅基及有關資產與負債於綜合財務報表中的賬面值兩者的暫時差額，以負債法悉數撥備。然而，倘遞延稅項負債產生自初步確認商譽，則不會列賬。倘遞延所得稅乃產生自於交易（業務合併除外）內初步確認資產或負債，而於交易當時並無影響會計或應課稅溢利或虧損，亦不會列賬。遞延所得稅乃以於結算日制定或實質制定的稅率（及法例）釐定，並預期於變現相關遞延所得稅資產或償還遞延所得稅負債時適用。

遞延稅項資產於未來可能有應課稅金額可用作抵銷暫時性差額及虧損時方予以確認。

當海外業務投資的賬面值及稅基出現暫時性差額，而本集團能夠控制暫時性差額撥回時間，且可能不會在可見將來撥回時，不會確認遞延稅項負債及資產。

(c) *抵銷*

倘有法定可執行權利將當期稅項資產與負債相互抵銷而遞延稅項結餘涉及同一稅務機構，則遞延稅項資產與負債可予相互抵銷。倘有關實體有法定可執行權利可抵銷及有意按淨值基準結算，或有意同時變現資產及結算負債，則當期稅項資產及負債可相互抵銷。

Notes to the Consolidated Financial Statements

綜合財務報表附註



2 SUMMARY OF SIGNIFICANT ACCOUNTING POLICIES (continued)

2.21 Employee benefits

(a) Employee leave entitlements

Employee entitlements to annual leave are recognised when they accrue to employees. A provision, where appropriate, is made for the estimated liability for annual leave as a result of services rendered by employees up to the balance sheet date.

Employee entitlements to sick leave and maternity leave are not recognised until the time of leave.

(b) Post-employment pension obligations

The Group operates various post-employment schemes, including both defined benefit and defined contribution pension plans.

The liability or asset recognised in the consolidated balance sheet in respect of defined benefit pension plans is the present value of the defined benefit obligation at the balance sheet date less the fair value of plan assets. The defined benefit obligation is calculated annually by independent actuaries using the projected unit credit method.

The present value of the defined benefit obligation is determined by discounting the estimated future cash outflows using interest rates of high-quality corporate bonds that are denominated in the currency in which the benefits will be paid, and that have terms approximating to the terms of the related obligation. In countries where there is no deep market in such bonds, the market rates on government bonds are used.

2 主要會計政策概要 (續)

2.21 僱員福利

(a) 僱員應有假期

僱員獲享的年假在僱員可享有時確認。本集團會對僱員服務至結算日所累積的年假估算負債作出撥備 (倘適用)。

僱員獲享的病假及產假直至僱員休假之時方會確認。

(b) 離職退休金責任

本集團設有多項離職計劃，包括界定福利及界定供款退休金計劃。

於綜合資產負債表就界定福利退休計劃確認的負債或資產為於結算日的界定福利責任現值減計劃資產的公平值。界定福利責任每年由獨立精算師採用預計單位記存法進行計算。

界定福利責任的現值乃以支付福利的貨幣計值及與相關責任的年期相若的優質公司債券的利率，貼現估計未來現金流出而釐定。在並無有關債券的交投暢旺市場的國家，採用政府債券的市場比例。



Notes to the Consolidated Financial Statements

綜合財務報表附註

2 SUMMARY OF SIGNIFICANT ACCOUNTING POLICIES (continued)

2.21 Employee benefits (continued)

(b) Post-employment pension obligations

(continued)

The net interest cost is calculated by applying the discount rate to the net balance of the defined benefit obligation and the fair value of plan assets. This cost is included in employee benefit expenses in the consolidated income statement.

Remeasurement gains and losses arising from experience adjustments and changes in actuarial assumptions are recognised in the period in which they occur, directly in other comprehensive income. They are included in “employment benefit reserve” in the consolidated statement of changes in equity and “reserves” in the consolidated balance sheet.

Changes in the present value of the defined benefit obligation resulting from plan amendments or curtailments are recognised immediately in the consolidated income statement as past service costs.

The Group also operates a defined contribution Mandatory Provident Fund retirement benefits scheme (the “Pension Scheme”) set up pursuant to the Mandatory Provident Fund Schemes Ordinance, for all of its employees in Hong Kong. Contributions are made based on a percentage of the employees’ basic salaries and are charged to the consolidated income statement as they become payable in accordance with the rules of the Pension Scheme. The assets of the Pension Scheme are held separately from those of the Group in an independently administrated fund. The Group’s employer contributions vest fully with the employees when contributed to the Pension Scheme, except for the Group’s employer voluntary contributions, which are refunded to the Group when the employee leaves employment prior to vesting fully in the contributions, in accordance with the rules of the Pension Scheme.

2 主要會計政策概要 (續)

2.21 僱員福利 (續)

(b) 離職退休金責任 (續)

利息成本淨額按界定福利責任的結餘淨額及計劃資產公平值，採用貼現率計算。此項成本計入綜合收益表的僱員福利開支內。

根據經驗而調整所產生重新計量收益及虧損以及精算假設的變動，於產生期間直接在其他全面收益確認，並計入綜合權益變動表的「在職福利儲備」及綜合資產負債表的「儲備」內。

因修訂或縮減計劃而令界定福利責任的現值變動，其變動將即時在綜合收益表中確認為過往服務成本。

本集團亦為其所有香港僱員運作一個根據強制性公積金計劃條例設立的定額供款強制性公積金退休計劃（「退休計劃」）。退休計劃的供款按僱員基本薪金的某個百分比計算，並於根據退休計劃規定應支付供款時在綜合收益表扣除。退休計劃的資產與本集團的資產分開持有，並由獨立管理基金保管。本集團的僱主供款在向退休計劃作出供款時悉數歸屬僱員，惟本集團作出的僱主自願供款，會按照退休計劃的規則在僱員於有關供款全數歸屬前離職時退回予本集團。

Notes to the Consolidated Financial Statements

綜合財務報表附註



2 SUMMARY OF SIGNIFICANT ACCOUNTING POLICIES (continued)

2.21 Employee benefits (continued)

(b) *Post-employment pension obligations*

(continued)

The Group has no further payment obligations once the contributions have been paid. The contributions are recognised as an employee benefit expense when they are due. Prepaid contributions are recognised as an asset to the extent that a cash refund or a reduction in the future payments is available.

In addition, pursuant to the government regulations in the People's Republic of China (the "PRC"), the Group is required to contribute an amount to certain retirement benefit schemes based on approximately 7% to 22% of the wages for the year of those employees in the PRC. The local municipal government undertakes to assume the retirement benefits obligations of those employees of the Group. Contributions to these retirement benefits schemes are charged to the consolidated income statement as incurred.

(c) *Profit-sharing and bonus plans*

The Group recognises a liability and an expense for bonuses and profit-sharing, based on a formula that takes into consideration the profit attributable to the Company's shareholders after certain adjustments. The Group recognises a provision where contractually obliged or where there is a past practice that has created a constructive obligation.

2 主要會計政策概要 (續)

2.21 僱員福利 (續)

(b) *離職退休金責任 (續)*

本集團於支付供款後即無其他付款責任。供款於到期應付時確認為僱員福利開支。預付供款於退回現金或可對銷未來供款時確認為資產。

此外，根據中華人民共和國（「中國」）政府的規例，本集團須按中國員工該年度的工資約7%至22%就若干退休福利計劃作出供款，由地方市政府承擔該等本集團僱員的退休福利責任。就該等退休福利計劃作出的供款於產生時在綜合收益表中扣除。

(c) *溢利分享及花紅計劃*

本集團按照特定計算方法就花紅及溢利分享確認負債及開支，該計算方法已計入本公司股東應佔溢利並作出若干調整。當出現合約責任或過往慣例引致推定責任時，本集團即確認撥備。



Notes to the Consolidated Financial Statements

綜合財務報表附註

2 SUMMARY OF SIGNIFICANT ACCOUNTING POLICIES (continued)

2.22 Share-based payments

(a) *Equity-settled share-based payment transactions*

The Group operates an equity-settled share-based compensation plan, under which the entity receives services from employees as consideration for equity instruments (options) of the Group. The fair value of the employee services received in exchange for the grant of the options is recognised as an expense. The total amount to be expensed is determined by reference to the fair value of the options granted:

- including any market performance conditions;
- excluding the impact of any service and non-market performance vesting conditions (for example, remaining an employee of the entity over a specified time period); and
- including the impact of any non-vesting conditions.

The total expense is recognised over the vesting period which is the period over which all of the specified vesting conditions are to be satisfied.

At the end of each reporting period, the Group revises its estimates of the number of options that are expected to vest based on the non-marketing performance and service conditions. It recognises the impact of the revision to original estimates, if any, in the consolidated income statement, with a corresponding adjustment to equity.

When the options are exercised, the Company issues new shares. The proceeds received net of any directly attributable transaction costs are credited to share capital (nominal value) and share premium.

2 主要會計政策概要 (續)

2.22 以股份為基礎支付

(a) *按股本結算以股份為基礎支付交易*

本集團推行一項按股本結算、以股份為基礎支付酬金的計劃，據此，實體從其僱員獲得服務作為換取本集團權益工具（購股權）的代價。為換取授出購股權而獲得僱員服務的公平值乃確認為開支。列作開支的總金額，乃參照已授出的購股權的公平值釐定：

- 包括任何市場表現情況；
- 不包括任何服務及非市場表現歸屬條件（例如有關人士於一段特定期間內是否仍為該實體的僱員）；及
- 包括任何非歸屬條件的影響。

總開支於歸屬期內確認，其為將全部特定歸屬條件將滿足的期間。

於各報告期間結算日，本集團會修訂其對根據非市場表現及服務條件預期將歸屬的購股權數目的估計。其於綜合收益表確認對原來估計作出修訂的影響（如有），並在權益作出相應調整。

於購股權獲行使時，本公司發行新股份。已收所得款項於減去所有直接應佔交易成本後撥入股本（面值）及股份溢價。

Notes to the Consolidated Financial Statements

綜合財務報表附註



2 SUMMARY OF SIGNIFICANT ACCOUNTING POLICIES (continued)

2.22 Share-based payments (continued)

(b) *Share-based payment transactions among group entities*

The grant by the Company of options over its equity instruments to the employees of subsidiaries undertakings in the Group is treated as a capital contribution. The fair value of employee services received, measured by reference to the grant date fair value, is recognised over the vesting period as an increase to investment in subsidiary undertakings, with a corresponding credit to equity in the parent entity accounts.

2.23 Provisions

Provisions are recognised when the Group has a present legal or constructive obligation as a result of past events; it is probable that an outflow of resources will be required to settle the obligation; and the amount has been reliably estimated.

Where there are a number of similar obligations, the likelihood that an outflow will be required in settlement is determined by considering the class of obligations as a whole. A provision is recognised even if the likelihood of an outflow with respect to any one item included in the same class of obligations may be small.

Provisions are measured at the present value of the expenditures expected to be required to settle the obligation using a pre-tax rate that reflects current market assessments of the time value of money and the risks specific to the obligation. The increase in the provision due to passage of time is recognised as interest expense.

2 主要會計政策概要 (續)

2.22 以股份為基礎支付 (續)

(b) *集團實體間以股份為基礎支付交易*

本公司向為本集團工作的附屬公司僱員所授出其股本工具的購股權被視為資本出資。所獲得僱員服務的公平值乃參考授出日期的公平值計量，於歸屬期內確認為增加對附屬公司的投資，並相應計入母公司實體賬目的權益。

2.23 撥備

當本集團因過往事件承擔現有法律或推定責任，而解除責任很有可能導致資源流出，且金額能夠可靠計算的情況下，便會確認撥備。

倘承擔若干類似責任，於釐定解除責任是否導致資源流出時，將以整類責任類別為考慮。即使同類責任當中任何一項導致資源流出可能性甚低，亦會確認撥備。

撥備採用稅前利率按照預期需結算有關責任的支出現值計量，該利率反映當時市場對金錢時間值和有關責任固有風險的評估。隨著時間過去而增加的撥備確認為利息開支。



Notes to the Consolidated Financial Statements

綜合財務報表附註

2 SUMMARY OF SIGNIFICANT ACCOUNTING POLICIES (continued)

2.24 Revenue recognition

(i) Sales of goods

The Group develops and sells E-payment Terminals products. Sales are recognised when control of the products has transferred, being when the products are delivered to the customers, the customer has accepted the products and there is no unfulfilled obligation that could affect the customer's acceptance of the products.

A receivable is recognised when the goods are delivered as this is the point in time that the consideration is unconditional because only the passage of time is required before the payment is due.

A contract liability is recognised when a customer pays consideration, or is contractually required to pay consideration and the amount is already due, before the Group recognises the related revenue. The Group recognised its contract liabilities under other payables and accruals as receipt in advance from customers in the consolidated balance sheet.

(ii) Provision of services

Revenue from providing services is recognised in the accounting period in which the services are rendered. Revenue from maintenance and installation and payment solution services is recognised based on the actual service provided as at the end of the reporting period as a proportion of the total services to be provided because the customer receives and uses the benefits simultaneously.

2.25 Interest income

Interest income is recognised on a time-proportion basis using the effective interest method.

2 主要會計政策概要 (續)

2.24 收入確認

(i) 貨品銷售

本集團開發及銷售電子支付終端產品。當產品的控制權轉移時確認銷售，即當產品交付予客戶，客戶已接納產品且無影響客戶接納產品的未履行責任。

當產品交付時，並從即刻開始，可以無條件收到代價（到期付款前的時間流逝除外），便可確認為應收款。

合約負債於本集團確認相關收入前，於客戶支付代價或合約需要支付代價且金額已到期時確認。本集團於綜合資產負債表中確認其合約負債為其他應付賬款及應計款項下的預收款項。

(ii) 提供服務

提供服務所得收益於提供服務的會計期間內確認。維修及安裝及支付解決方案服務之收益根據於報告期末實際提供之服務（作為提供的總服務之一部份）確認，因為客戶會在同一時間獲得及使用該利益。

2.25 利息收入

利息收入以實際利率法按時間比例確認。

Notes to the Consolidated Financial Statements

綜合財務報表附註



2 SUMMARY OF SIGNIFICANT ACCOUNTING POLICIES (continued)

2.26 Leases (as lessee)

Leases are recognised as a right-of-use asset and a corresponding liability at the date at which the leased asset is available for use by the Group.

Contracts may contain both lease and non-lease components. The Group allocates the consideration in the contract to the lease and non-lease components based on their relative stand-alone prices.

Assets and liabilities arising from a lease are initially measured on a present value basis. Lease liabilities include the net present value of the fixed lease payments. Lease payments to be made under reasonably certain extension options are also included in the measurement of the liability.

The lease payments are discounted using the interest rate implicit in the lease. If that rate cannot be readily determined, which is generally the case for leases in the Group, the lessee's incremental borrowing rate is used, being the rate that the individual lessee would have to pay to borrow the funds necessary to obtain an asset of similar value to the right-of-use asset in a similar economic environment with similar terms, security and conditions. To determine the incremental borrowing rate, the Group, where possible, uses recent third-party financing received by the individual lessee as a starting point, adjusted to reflect changes in financing conditions since third party financing was received and makes any adjustments specific to the lease, e.g. term, country, currency and security.

Lease payments are allocated between principal and finance cost. The finance cost is charged to profit or loss over the lease period so as to produce a constant periodic rate of interest on the remaining balance of the liability for each period.

2 主要會計政策概要 (續)

2.26 租約 (承租人)

於租賃資產可供本集團使用的日期，就租賃確認為使用權資產及相應負債。

合同可能同時包含租賃和非租賃組成部分。本集團根據相對獨立價格將合同中的對價分配給租賃和非租賃部分。

租賃產生的資產及負債初步以現值進行計量。租賃負債包括固定租賃付款的淨現值。根據合理確定延續選擇權支付的租賃付款亦計入負債計量之內。

租賃付款採用租賃所隱含的利率予以貼現。倘無法輕易確定該利率（為本集團租賃的一般情況），則使用承租人的增量借款利率，即個別承租人在類似經濟環境中按類似條款、抵押及條件借入獲得與使用權資產具有類似價值的資產所需資金而必須支付的利率。為釐定增量借款利率，本集團在可能情況下，使用個別承租人最近獲得的第三方融資為出發點作出調整，以反映自獲得第三方融資以來融資條件的變動，及進行特定於租約的調整，例如期限、國家、貨幣及抵押。

租賃付款於本金及財務費用之間作出分配。財務費用在租賃期間於損益扣除，藉以令各期間的負債餘額的期間利率一致。



Notes to the Consolidated Financial Statements

綜合財務報表附註

2 SUMMARY OF SIGNIFICANT ACCOUNTING POLICIES (continued)

2.26 Leases (as lessee) (continued)

Right-of-use assets are measured at cost comprising the following:

- the amount of the initial measurement of lease liability,
- prepayment, and
- any initial direct costs.

Right-of-use assets are generally depreciated over the shorter of the asset's useful life and the lease term on a straight-line basis. If the Group is reasonably certain to exercise a purchase option, the right-of-use asset is depreciated over the underlying asset's useful life.

Payments associated with short-term leases of premises and all leases of low-valued assets are recognised on a straight-line basis as an expense in profit or loss. Short-term leases are leases with a lease term of 12 months or less.

2.27 Value-added tax refund

Value-added tax refund is recognised in "other income" in the consolidated income statement when there is a reasonable assurance that the refund will be received which generally occurs upon the receipt of the approval of tax refund from the local tax bureau.

2.28 Government grants

Grants from the government are recognised in "other income" in the consolidated income statement at their fair value where there is a reasonable assurance that the grant will be received and the Group will comply with all the attached conditions.

2.29 Research and development

Research expenditure is expensed as incurred. Costs incurred on development projects (relating to the design and testing of new or improved products) are recognised as intangible assets when it is probable that the project will be a success considering its commercial and technological feasibility, and costs can be measured reliably. Other development expenditures are expensed as incurred. Development costs previously recognised as an expense are not recognised as an asset in a subsequent period.

2 主要會計政策概要 (續)

2.26 租約 (承租人) (續)

使用權資產按成本計量，包括以下各項：

- 租賃負債的初步計量金額，
- 預付款，及
- 任何初始直接成本。

使用權資產一般於資產可使用年期或租賃期（以較短者為準）按直線法計算折舊。倘本集團合理確定行使購買選擇權，則使用權資產於相關資產的可使用年內予以折舊。

與短期租賃物業及所有低價值資產之租賃相關的付款以直線法於損益確認為開支。短期租賃為租賃期12個月或以下的租賃。

2.27 增值稅退稅

倘有合理保證可收到退稅，即通常於收到當地稅務局的退稅批准後，本集團乃於綜合收益表的「其他收入」內確認增值稅退稅。

2.28 政府資助

倘有合理保證可收到政府資助而本集團亦將會遵行所有附帶條件時，該政府資助將會按公平值於綜合收益表「其他收入」確認。

2.29 研發

研究開支於產生時支銷。考慮其商業及技術可行性而認為該項目將成功且成本能可靠地計量時，於發展項目產生的成本（有關設計及測試新產品或改良產品）確認為無形資產。其他發展開支於產生時支銷。過往確認為開支的發展成本不會於往後期間確認為資產。

Notes to the Consolidated Financial Statements

綜合財務報表附註



2 SUMMARY OF SIGNIFICANT ACCOUNTING POLICIES (continued)

2.30 Dividend distribution

Dividend distribution to the Company's shareholders is recognised as a liability in the Group's and the Company's financial statements in the period in which the dividends are approved by the Company's shareholders or directors, where appropriate.

3 FINANCIAL RISK MANAGEMENT

3.1 Financial risk factors

The Group's activities expose it to a variety of financial risks: market risk (including foreign exchange risk, price risk, cash flow interest rate risk and fair value interest rate risk), credit risk and liquidity risk. The Group's overall risk management programme focuses on the unpredictability of financial markets and seeks to minimise potential adverse effects on the Group's financial performance.

(a) Market risk

(i) Foreign exchange risk

The Group's foreign currency transactions are mainly denominated in Renminbi ("RMB"), HK\$, United States dollar ("US\$"), European dollar ("EUR") and Indian Rupee ("INR"). The majority of assets and liabilities are denominated in RMB, HK\$, US\$, EUR and INR, and there are no significant assets and liabilities that are denominated in other currencies. The Group is subject to foreign exchange rate risk arising from future commercial transactions and recognised assets and liabilities denominating in a currency other than HK\$, RMB, US\$, EUR and INR, which are the functional currencies of the major operating companies within the Group. The Group currently does not hedge its foreign currency exposure.

The management considers the foreign exchange risk with respect to US\$ is not significant as HK\$ is pegged to US\$ and transactions denominated in US\$ are mainly carried out by entities with the same functional currency. The Group manages its foreign currency risk by closely monitoring the movement of the foreign currency rates.

2 主要會計政策概要 (續)

2.30 股息分派

向本公司股東分派的股息於本公司股東或董事(視乎適用情況)批准股息期內,在本集團及本公司的財務報表內確認為負債。

3 財務風險管理

3.1 財務風險因素

本集團的活動使本集團承受多種財務風險:市場風險(包括外匯風險、價格風險、現金流利率風險及公平價值利率風險)、信貸風險及流動資金風險。本集團的整體風險管理計劃針對金融市場的不可預測性,力求將對本集團財務表現所造成的潛在不利影響降至最低。

(a) 市場風險

(i) 外匯風險

本集團的外幣交易主要以人民幣、港元、美元、歐元及盧比計值。大部分資產及負債亦以人民幣、港元、美元、歐元及盧比計值,並無重大資產及負債以其他貨幣計值。本集團面對並非以港元、人民幣、美元、歐元及盧比(本集團旗下主要營運公司的功能貨幣)計值的未來商業交易及已確認資產及負債所產生的外匯風險。現時,本集團並無對沖其外幣風險。

管理層認為,與美元有關的外匯風險並不重大,乃因港元與美元掛鈎,加上美元計值的交易主要由採用同種功能貨幣的實體進行。本集團透過密切監控外幣匯率的變動來管控其外幣風險。



Notes to the Consolidated Financial Statements

綜合財務報表附註

3 FINANCIAL RISK MANAGEMENT (continued)

3.1 Financial risk factors (continued)

(a) Market risk (continued)

(i) Foreign exchange risk (continued)

For the companies with HK\$ as their functional currency

As at 31 December 2021, if RMB had weakened/strengthened by 5% against HK\$ with all other variables held constant, post-tax profit for the year and equity of the Group would have been approximately HK\$6,932,000 (2020: HK\$6,753,000) lower/higher, respectively, mainly as a result of the foreign exchange difference on translation of RMB denominated cash and cash equivalents and the current account with a related party.

As at 31 December 2021, if EUR had weakened/strengthened by 5% against HK\$ with all other variables held constant, post-tax profit for the year and equity of the Group would have been approximately HK\$2,252,000 (2020: HK\$4,258,000) lower/higher, respectively, mainly as a result of the foreign exchange difference on translation of EUR denominated cash and cash equivalents, trade receivables and the current account with a related party.

For the companies with RMB as their functional currency

As at 31 December 2021, if HK\$ had weakened/strengthened by 5% against RMB with all other variables held constant, post-tax profit for the year and equity of the Group would have been approximately HK\$15,554,000 (2020: HK\$15,434,000) higher/lower respectively, mainly as a result of the foreign exchange difference on translation of HK\$ denominated cash and cash equivalents and the current account with a related party.

3 財務風險管理 (續)

3.1 財務風險因素 (續)

(a) 市場風險 (續)

(i) 外匯風險 (續)

以港元為其功能貨幣的公司

於二零二一年十二月三十一日，倘人民幣兌港元貶值／升值5%，而所有其他可變因素維持不變，本集團年內除稅後溢利及權益將減少／增加約6,932,000港元（二零二零年：6,753,000港元），主要由於換算以人民幣為單位的現金及現金等價物及關聯方往來賬目產生外匯差異所致。

於二零二一年十二月三十一日，倘歐元兌港元貶值／升值5%，而所有其他可變因素維持不變，本集團年度除稅後溢利及權益將減少／增加約2,252,000港元（二零二零年：4,258,000港元），主要由於換算以歐元為單位的現金及現金等價物、應收賬款及關聯方往來賬目產生外匯差異所致。

以人民幣為其功能貨幣的公司

於二零二一年十二月三十一日，倘港元兌人民幣貶值／升值5%，而所有其他可變因素維持不變，本集團年度除稅後溢利及權益將增加／減少約15,554,000港元（二零二零年：15,434,000港元），主要由於換算以港元為單位的現金及現金等價物及關聯方往來賬目產生外匯差異所致。



Notes to the Consolidated Financial Statements

綜合財務報表附註

3 FINANCIAL RISK MANAGEMENT (continued)

3.1 Financial risk factors (continued)

(a) **Market risk** (continued)

(i) **Foreign exchange risk** (continued)

For the companies with EUR as their functional currency

As at 31 December 2021, if US\$ had weakened/strengthened by 5% against EUR with all other variables held constant, post-tax profit for the year and equity of the Group would have been approximately HK\$2,089,000 (2020: HK\$729,000) higher/lower, respectively, mainly as a result of the foreign exchange difference on translation of US\$ denominated current account with a related party.

For the company with INR as their functional currency

As at 31 December 2021, if US\$ had weakened/strengthened by 5% against INR with all other variables held constant, post-tax profit for the year and equity of the Group would have been approximately HK\$4,343,000 (2020: HK\$7,894,000) higher/lower, respectively, mainly as a result of the foreign exchange difference on translation of US\$ denominated current account with a related party.

(ii) **Price risk**

The Group is not exposed to commodity price risk.

(iii) **Cash flow and fair value interest rate risk**

The income and operating cash flows of the Group and the Company are both substantially independent of changes in market interest rates. Both the Group and the Company have no significant interest-bearing assets, except for deposits placed with banks and loan to an investment accounted for using the equity method.

As at 31 December 2021, if interest rates on all interest-bearing bank and cash deposits (2020: all interest-bearing bank and cash deposits and loan to an investment accounted for using the equity method) had been 50 basis points higher/lower with all other variables held constant, post-tax profit for the year and equity of the Group would have been HK\$13,058,000 (2020: HK\$14,939,000) higher/lower respectively, due to higher/lower interest income earned on the deposits (2020: deposits and loan receivable balances).

3 財務風險管理 (續)

3.1 財務風險因素 (續)

(a) **市場風險** (續)

(i) **外匯風險** (續)

以歐元為其功能貨幣的公司

於二零二一年十二月三十一日，倘美元兌歐元貶值／升值5%，而所有其他可變因素維持不變，本集團年度除稅後溢利及權益將增加／減少約2,089,000港元（二零二零年：729,000港元），主要由於換算以美元為單位的關聯方往來賬目產生外匯差異所致。

以盧比為其功能貨幣的公司

於二零二一年十二月三十一日，倘美元兌盧比貶值／升值5%，而所有其他可變因素維持不變，本集團年度除稅後溢利及權益將增加／減少約4,343,000港元（二零二零年：7,894,000港元），主要由於換算以美元為單位的關聯方往來賬目產生外匯差異所致。

(ii) **價格風險**

本集團未面臨商品價格風險。

(iii) **現金流及公平值利率風險**

本集團及本公司的收入及經營現金流量大部分不受市場利率變動影響，本集團及本公司亦無重大計息資產（存於銀行的存款及按權益法入賬之投資貸款除外）。

於二零二一年十二月三十一日，倘所有計息的銀行及現金存款（二零二零年：所有計息的銀行及現金存款及按權益法入賬之投資貸款）的利率高出／低於50個基點而所有其他變數維持不變，該年度的稅後溢利及本集團的權益應會因存款（二零二零年：存款及應收貸款金額）所賺取的利息收入增加／減少而分別增加／減少13,058,000港元（二零二零年：14,939,000港元）。



Notes to the Consolidated Financial Statements

綜合財務報表附註

3 FINANCIAL RISK MANAGEMENT (continued)

3.1 Financial risk factors (continued)

(a) **Market risk** (continued)

(iii) **Cash flow and fair value interest rate risk**
(continued)

As at 31 December 2021, there was no outstanding interest-bearing borrowing in the Group's consolidated balance sheet (2020: same).

(b) **Credit risk**

Credit risk arises from trade and bills receivables, other financial assets at amortised cost, financial assets at FVPL, restricted cash, short-term bank deposits, cash and cash equivalents and loan to an investment accounted for using the equity method.

The carrying amounts of financial assets at FVPL (Note 17(a)), other financial assets at amortised cost (Note 21), trade and bills receivables (Note 21), restricted cash (Note 23), short-term bank deposits (Note 24), cash and cash equivalents (Note 25) and loan to an investment accounted for using the equity method (Note 33(b)) represent the Group's maximum exposure to credit risk in relation to financial assets.

(i) **Risk management**

To manage this risk, deposits of the Group are mainly placed with state-owned financial institutions and reputable banks. The Group has policies in place to ensure that sales are made to reputable and creditworthy customers with an appropriate financial strength, credit history and an appropriate percentage of down payments. It also has other monitoring procedures to ensure that follow-up action is taken to recover overdue debts.

3 財務風險管理 (續)

3.1 財務風險因素 (續)

(a) **市場風險** (續)

(iii) **現金流及公平值利率風險**
(續)

於二零二一年十二月三十一日，本集團的綜合資產負債表中並無未償還的計息借貸(二零二零年：同上)。

(b) **信貸風險**

信貸風險由應收賬款及應收票據、按攤銷成本列賬之其他金融資產、按公平值計入損益之金融資產、受限制現金、短期銀行存款、現金及現金等價物產生及按權益法入賬之投資貸款。

按公平值計入損益之金融資產(附註17(a))、按攤銷成本列賬之其他金融資產(附註21)、應收賬款及應收票據(附註21)、受限制現金(附註23)、短期銀行存款(附註24)、現金及現金等價物(附註25)及按權益法入賬之投資貸款(附註33(b))的賬面值乃本集團所面對有關金融資產的最大信貸風險。

(i) **風險管理**

為管控該風險，本集團的存款主要存入國有金融機構及有良好信譽的銀行。本集團已制定政策以確保銷售予擁有相當財政實力、信用歷史及支付適當百分比首期付款的信譽良好客戶，亦制定其他監控程序以確保採取跟進措施收回逾期債務。

Notes to the Consolidated Financial Statements

綜合財務報表附註



3 FINANCIAL RISK MANAGEMENT (continued)

3.1 Financial risk factors (continued)

(b) Credit risk (continued)

(i) Risk management (continued)

In addition, the Group reviews regularly the authorisation of credit limits to individual customers and recoverable amount of each individual trade receivables to ensure that adequate impairment losses are made for irrecoverable amounts.

The Group has concentration of credit risk. Sales of goods and services to the top five customers constituted 47.5% (2020: 49.7%) of the Group's revenue for the year ended 31 December 2021. They accounted for approximately 49.9% (2020: 30.7%) of the gross trade receivable balances as at 31 December 2021. Collections of outstanding receivable balances are closely monitored on an ongoing basis to minimise such credit risk.

(ii) Impairment of financial assets

Trade receivables for sales of goods and provision of services of the Group are subject to the expected credit loss model. While other financial assets at amortised cost, bills receivables, restricted cash, short-term bank deposits, cash and cash equivalents and loan to an investment accounted for using the equity method are also subject to the impairment requirements of HKFRS 9, the identified impairment loss was immaterial.

Trade receivables

The Group applies the HKFRS 9 simplified approach to measuring expected credit losses which uses a lifetime expected loss allowance for all trade receivables. The Group measures the expected credit losses on a combination of both individual and collective basis.

3 財務風險管理 (續)

3.1 財務風險因素 (續)

(b) 信貸風險 (續)

(i) 風險管理 (續)

此外，本集團定期審核個人客戶的信用限額授權及每項個別應收賬款的可收回金額，以確保已就不可收回款項計提充分的減值虧損。

本集團有信貸集中風險。截至二零二一年十二月三十一日止年度，向五大客戶銷售的貨物及服務佔本集團收入47.5%（二零二零年：49.7%）。彼等於二零二一年十二月三十一日佔總應收賬款結餘約49.9%（二零二零年：30.7%）。本集團持續密切監控尚未償還應收結餘的收回情況，務求將信貸風險降至最低。

(ii) 金融資產減值

本集團貨品銷售及提供服務的應收賬款須應用預期信貸虧損模式。按攤銷成本列賬之其他金融資產、應收票據、受限制現金、短期銀行存款、現金及現金等價物及按權益法入賬之投資貸款亦須遵守香港財務報告準則第9號之減值規定，但已識別之減值虧損甚微。

應收賬款

本集團應用香港財務報告準則第9號的簡化方法計量預期信貸虧損，該方法對所有應收賬款採用全期之預期虧損準備。本集團以個別基準及共同基準計量預期信貸虧損。



Notes to the Consolidated Financial Statements

綜合財務報表附註

3 FINANCIAL RISK MANAGEMENT (continued)

3.1 Financial risk factors (continued)

(b) Credit risk (continued)

(ii) Impairment of financial assets (continued)

Trade receivables (continued)

Measurement of expected credit loss on individual basis

The receivables relating to customers with known financial difficulties or significant doubt on collection of receivables are assessed individually for provision for impairment allowance. As at 31 December 2021, the balance of loss allowance in respect of these individually assessed receivables was HK\$87,833,000 (2020: HK\$88,399,000).

The following table presents the balances of gross carrying amount and loss allowance in respect of the individually assessed receivables as at 31 December 2021 and 2020:

		As at 31 December 於十二月三十一日	
		2021 二零二一年 HK\$'000 千港元	2020 二零二零年 HK\$'000 千港元
Gross carrying amount	賬面總值	87,833	88,399
Loss allowance	損失準備	(87,833)	(88,399)
Net carrying amount	賬面淨值	-	-

Measurement of expected credit loss on collective basis

Expected credit losses are also estimated by grouping the remaining receivables based on shared credit risk characteristics and collectively assessed for likelihood of recovery, taking into account the nature of the customer, its geographical location and its ageing category, and applying the expected credit loss rates to the respective gross carrying amounts of the receivables.

3 財務風險管理 (續)

3.1 財務風險因素 (續)

(b) 信貸風險 (續)

(ii) 金融資產減值 (續)

應收賬款 (續)

以個別基準計量預期信貸虧損

對於已知存在財務困難的客戶或回收性存在重大疑問的應收款會就計提減值撥備時作出個別評估。於二零二一年十二月三十一日，個別評估之應收款的損失準備餘額為87,833,000港元(二零二零年：88,399,000港元)。

下表呈列於二零二一年及二零二零年十二月三十一日個別評估應收款項的賬面總值及損失準備餘額：

以共同基準計量預期信貸虧損

預期信貸虧損亦會把其餘應收款根據客戶性質、地理位置及賬齡組別考慮其分佔信貸風險特徵進行分組，共同評估其回收可能性，並將預期信貸虧損率應用於相關應收款的賬面淨值以釐定其預期信貸虧損撥備。

Notes to the Consolidated Financial Statements

綜合財務報表附註



3 FINANCIAL RISK MANAGEMENT (continued)

3.1 Financial risk factors (continued)

(b) Credit risk (continued)

(ii) Impairment of financial assets (continued)

Trade receivables (continued)

Measurement of expected credit loss on collective basis (continued)

The expected credit loss rates are determined based on historical credit losses experienced from the past 3 years and are adjusted to reflect current and forward-looking information such as macroeconomic factors affecting the ability of the customers to settle the receivables.

As at 31 December 2021, the balance of loss allowance in respect of these collectively assessed receivables was HK\$50,315,000 (2020: HK\$26,916,000) based on the weighted average expected credit loss rate of 2.37% (2020: 1.86%).

Impairment losses on receivables are presented as “net impairment losses on financial assets” in the consolidated income statement. When a receivable is uncollectible, it is written off against the allowance account for receivables. Subsequent recoveries of amounts previously written off are credited against the same line item.

Cash and cash equivalents, restricted cash, short-term bank deposits, bills receivables, loan to an investment accounted for using the equity method and other financial assets at amortised cost

There is no loss allowance for cash and cash equivalents, restricted cash, short-term bank deposits, bills receivables, loan to an investment accounted for using the equity method and other financial assets at amortised cost as at 31 December 2021 (2020: same).

3 財務風險管理 (續)

3.1 財務風險因素 (續)

(b) 信貸風險 (續)

(ii) 金融資產減值 (續)

應收賬款 (續)

以共同基準計量預期信貸虧損 (續)

預期信貸虧損率乃根據過往三年出現的歷史信貸虧損釐定，並經調整以反映現時及前瞻性資料，例如有關影響客戶償付應收款項能力的宏觀經濟因素。

於二零二一年十二月三十一日，基於加權平均預期信貸虧損率2.37% (二零二零年：1.86%)，共同評估之應收款的損失準備餘額為50,315,000港元 (二零二零年：26,916,000港元)。

應收款的減值虧損於綜合收益表呈列為「金融資產之減值淨虧損」。當應收款不可收回時，該金額在應收款撥備賬中撇銷。其後收回早前撇銷的金額則計入同一項目。

現金及現金等價物、受限制現金、短期銀行存款、應收票據、按權益法入賬之投資貸款及按攤銷成本列賬之其他金融資產

於二零二一年十二月三十一日，現金及現金等價物、受限制現金、短期銀行存款、應收票據、按權益法入賬之投資貸款及按攤銷成本列賬的其他金融資產並無虧損準備 (二零二零年：同上)。



Notes to the Consolidated Financial Statements

綜合財務報表附註

3 FINANCIAL RISK MANAGEMENT (continued)

3.1 Financial risk factors (continued)

(c) Liquidity risk

With prudent liquidity risk management, the Group aims to maintain sufficient cash and cash equivalents and ensure the availability of funding through an adequate amount of available financing, including short-term bank borrowings. Due to the dynamic nature of the underlying businesses, the Group's finance department maintains flexibility in funding by maintaining adequate amount of cash and cash equivalents and flexibility in funding through having available sources of financing.

Surplus cash held by the operating entities over and above the balance required for working capital management are transferred to interest-bearing bank deposits with appropriate maturities to manage its overall liquidity position. As at 31 December 2021, the Group maintained cash and cash equivalents of approximately HK\$3,532,954,000 (2020: HK\$3,802,741,000) that are expected to be readily available and sufficient to meet the cash outflows of its financial liabilities, hence, management considers that Group's exposure to liquidity risk is not significant.

As at 31 December 2021, no banking facilities were available to the Group (2020: same).

3 財務風險管理 (續)

3.1 財務風險因素 (續)

(c) 流動資金風險

透過審慎的流動資金風險管理，本集團致力維持充足的現金及現金等價物，或透過充足融資金額（包括短期銀行借貸）取得資金。由於相關業務的多變性質，本集團的融資部門透過維持充足的現金及現金等價物；及透過可動用融資來源維持資金的靈活性。

經營實體所持有的現金超過營運資金管理所需的餘額時，會被撥入具有適當期限的計息銀行存款以控制整體流動資金狀況。於二零二一年十二月三十一日，本集團持有現金及現金等價物約3,532,954,000港元（二零二零年：3,802,741,000港元），預期隨時可動用並足夠滿足金融負債的現金流出。因此，管理層認為，本集團所承受的流動資金風險並不重大。

於二零二一年十二月三十一日，本集團並無可動用的銀行信貸（二零二零年：同上）。

Notes to the Consolidated Financial Statements

綜合財務報表附註

3 FINANCIAL RISK MANAGEMENT (continued)

3.1 Financial risk factors (continued)

(c) Liquidity risk (continued)

The table below analyses the Group's non-derivative financial liabilities into relevant maturity grouping based on the remaining period at the balance sheet date to the contractual maturity date. The amounts disclosed in the table are the contractual undiscounted cash flows. Balances due within 12 months equal their carrying values as the impact of discounting is not significant.

		Less than 1 year 少於一年 HK\$'000 千港元	Between 1 and 5 years 一至五年 HK\$'000 千港元	Over 5 years 五年以上 HK\$'000 千港元	Total 總計 HK\$'000 千港元
At 31 December 2021	於二零二一年十二月三十一日				
Trade payables	應付賬款	1,668,823	-	-	1,668,823
Other payables and accruals	其他應付賬款及應計款項	153,478	1,973	-	155,451
Lease liabilities	租賃負債	37,701	50,650	64,928	153,279
Total	總計	1,860,002	52,623	64,928	1,977,553
At 31 December 2020	於二零二零年十二月三十一日				
Trade payables	應付賬款	1,371,267	-	-	1,371,267
Other payables and accruals	其他應付賬款及應計款項	242,088	3,994	-	246,082
Lease liabilities	租賃負債	34,974	65,158	63,862	163,994
Total	總計	1,648,329	69,152	63,862	1,781,343

3 財務風險管理 (續)

3.1 財務風險因素 (續)

(c) 流動資金風險 (續)

下表根據結算日餘下期間至合約到期日的分析，將本集團的非衍生金融負債分為有關到期日組別。下表所披露的金額為合約未貼現現金流量。由於折現的影響不大，故於十二個月內到期的結餘相等於其賬面值。



Notes to the Consolidated Financial Statements

綜合財務報表附註

3 FINANCIAL RISK MANAGEMENT (continued)

3.2 Capital management

The Group regards its shareholders' equity as capital. The Group's objectives when managing capital are to safeguard the Group's ability to continue as a going concern in order to provide returns for shareholders and benefits for other stakeholders and to maintain an optimal capital structure to reduce the cost of capital.

In order to maintain or adjust the capital structure, the Group may adjust the amount of dividends paid to shareholders, return capital to shareholders, issue new shares, repurchase the Company's shares or sell assets to reduce debt.

The Group monitors capital on the basis of gearing ratio. This ratio is calculated as total debt divided by total capital. Total debt includes borrowings of the Group. Total capital is calculated as "equity" as shown in the consolidated balance sheet plus total debt.

The Group did not have any borrowings as at 31 December 2021 and the gearing ratio is not applicable (2020: same).

3 財務風險管理 (續)

3.2 資本管理

本集團將其股東權益視為資本。本集團管理資本的目的為保障本集團繼續以持續經營方式為股東提供回報以及為其他利益相關者帶來利益，並且維持最佳資本結構以減少資金成本。

為維持或調整資本結構，本集團可調整向股東支付股息的金額、將資本退還予股東、發行新股份、回購本公司股份或出售資產以減少債項。

本集團基於資本負債比率監控資本。該比率按債項總額除以資本總額計算。債項總額包括本集團借貸。資本總額為列於綜合資產負債表的「權益」加上債項總額計算。

本集團於二零二一年十二月三十一日並無借貸，資本負債比率不適用(二零二零年：同上)。

Notes to the Consolidated Financial Statements

綜合財務報表附註

3 FINANCIAL RISK MANAGEMENT (continued)

3.3 Fair value estimation

(i) Fair value hierarchy

The table below analyses the Group's financial instruments carried at fair values as at 31 December 2021 and 2020 by level of valuation techniques used to measure fair values. Such inputs are categorised into three levels within a fair value hierarchy as follows:

- Quoted prices (unadjusted) in active markets for identical assets or liabilities (level 1).
- Inputs other than quoted prices included within level 1 that are observable for the asset or liability, either directly (that is, as prices) or indirectly (that is, derived from prices) (level 2).
- Inputs for the asset or liability that are not based on observable market data (that is, unobservable inputs) (level 3).

The following table presents the Group's financial assets that are measured at fair values as at 31 December 2021.

		Level 1 第1層 HK\$'000 千港元	Level 2 第2層 HK\$'000 千港元	Level 3 第3層 HK\$'000 千港元	Total 總額 HK\$'000 千港元
Financial assets	金融資產				
Financial asset at fair value through profit or loss	按公平值計入損益之金融資產				
– Unlisted investment fund	– 非上市投資基金	–	–	124,269	124,269
Financial asset at fair value through other comprehensive income	按公平值計入其他全面收益之金融資產				
– Unlisted equity investment	– 非上市股本投資	–	–	2,827	2,827

3 財務風險管理 (續)

3.3 公平值估計

(i) 公平值層級

下表分析本集團於二零二一年及二零二零年十二月三十一日以計量公平值所用的估值技術層級劃分的按公平值入賬金融工具。有關輸入數據分類為公平值層級內的三個層級如下：

- 相同資產或負債的活躍市場報價 (未經調整) (第一級)。
- 除包含於第一級的報價外，資產或負債的可觀察直接 (即價格) 或間接 (即源自價格者) 輸入資料 (第二級)。
- 並非根據可觀察市場資料而釐定的資產或負債的輸入資料 (即不可觀察的輸入資料) (第三級)。

下表載列本集團於二零二一年十二月三十一日按公平值計量之金融資產。

Notes to the Consolidated Financial Statements

綜合財務報表附註

3 FINANCIAL RISK MANAGEMENT (continued)

3.3 Fair value estimation (continued)

(i) Fair value hierarchy (continued)

The following table presents the Group's financial assets that are measured at fair values as at 31 December 2020.

		Level 1 第1層 HK\$'000 千港元	Level 2 第2層 HK\$'000 千港元	Level 3 第3層 HK\$'000 千港元	Total 總額 HK\$'000 千港元
Financial assets	金融資產				
Financial assets at fair value through profit or loss	按公平值計入損益之金融資產				
– Unlisted investment fund	– 非上市投資基金	–	–	104,290	104,290
– Unlisted equity investment	– 非上市股本投資	–	–	25,830	25,830
Financial asset at fair value through other comprehensive income	按公平值計入其他全面收益之金融資產				
– Unlisted equity investment	– 非上市股本投資	–	–	2,467	2,467

There were no transfers of financial assets and liabilities between the fair value hierarchy classifications during the year (2020: same).

(a) Financial instruments in Level 1

The fair value of financial instruments traded in active markets (such as publicly traded derivatives, and trading and equity securities) is based on quoted market prices at the balance sheet date. The quoted market price used for financial assets is the current bid price. These instruments are included in level 1.

3 財務風險管理 (續)

3.3 公平值估計 (續)

(i) 公平值層級 (續)

下表載列本集團於二零二零年十二月三十一日按公平值計量之金融資產。

金融資產及負債在公平值等級分類之間於年內並無轉移 (二零二零年：同上)。

(a) 第一層金融工具

在活躍市場買賣的金融工具 (如公開交易的衍生品、交易及股權證券) 的公平值，根據結算日的市場報價計算。金融資產所用市場報價為當時買入價。有關工具計入第一級。

Notes to the Consolidated Financial Statements

綜合財務報表附註

3 FINANCIAL RISK MANAGEMENT (continued)

3.3 Fair value estimation (continued)

(i) **Fair value hierarchy** (continued)

(b) **Financial instruments in Level 2**

The fair value of financial instruments that are not traded in an active market (for example, over-the-counter derivatives) is determined by using valuation techniques which maximise the use of observable market data and rely as little as possible on entity-specific estimates. If all significant inputs required to fair value an instrument are observable, the instrument is included in level 2.

(c) **Financial instruments in Level 3**

If one or more of the significant inputs is not based on observable market data, the instrument is included in level 3. This is the case for the unlisted equity investment and unlisted investment fund.

(ii) **Valuation techniques used to determine fair values**

The Group's finance department includes a team that performs the valuations of financial assets required for financial reporting purposes, including level 3 fair values. As part of the valuation process, this team reports directly to the chief financial officer (CFO) and external valuers will be engaged, if necessary.

In applying the discounted cash flow technique, management has taken into account the estimated amount that the Group would receive to sell the instrument at the balance sheet date, taking into account current interest rates and the current credit worthiness of the counterparties. Where discounted cash flow techniques are used, estimated future cash flows are based on management's best estimates and the discount rate is a market related rate for a similar instrument at the balance sheet date.

3 財務風險管理 (續)

3.3 公平值估計 (續)

(i) **公平值層級** (續)

(b) **第二層金融工具**

並非在活躍市場買賣的金融工具(如場外衍生工具)以估值技術釐定公平值,盡量採用可觀察市場數據,並盡量減少依賴實體的特定估計。若工具的公平值所需所有重大數據均為可觀察數據,則有關工具計入第二級。

(c) **第三層金融工具**

若一項或多項重大輸入數據並非以可觀察的市場數據為準,則有關工具計入第三級。這是非上市股本投資及非上市投資基金的情況。

(ii) **釐定公平值所用的估值技術**

本集團財務部包括就財務報告所需而進行金融資產估值(包括第3層公平值)的團隊。於估值過程中,該團隊直接向首席財務官匯報,並於有需要時委聘外部估值師。

應用貼現現金流量技術時,管理層已計及本集團會收取以於結算日出售工具的估計金額、現時利率以及對手方現時信用狀況。倘運用貼現現金流量技術,估計未來現金流量按管理層於結算日的最佳估計及與類似工具的相關市場貼現率作出。

Notes to the Consolidated Financial Statements

綜合財務報表附註

3 FINANCIAL RISK MANAGEMENT (continued)

3.3 Fair value estimation (continued)

(iii) Fair value measurements using significant unobservable inputs (level 3)

Specific valuation techniques used to value level 3 financial instruments include techniques such as discounted cash flow analysis and net asset value model. There are no changes in valuation techniques during the year (2020: same).

The following table presents the changes in level 3 financial instruments for the year ended 31 December 2021:

		Financial assets at fair value through profit or loss		Financial asset at fair value through other comprehensive income
		按公平值計入損益之金融資產	按公平值計入其他全面收益之金融資產	按公平值計入其他全面收益之金融資產
		Unlisted investment fund 非上市投資基金 HK\$'000 千港元	Unlisted equity investment 非上市股本投資 HK\$'000 千港元	Unlisted equity investment 非上市股本投資 HK\$'000 千港元
Balance at 1 January 2021	於二零二一年一月一日之結餘	104,290	25,830	2,467
Fair value gains on revaluation recognised in profit or loss (Note 17(a))	於損益內確認的重估公平值收益 (附註17(a))	16,970	26,480	-
Fair value gain on revaluation recognised in other comprehensive income (Note 17(b))	於其他全面收益中確認的重估公平值收益 (附註17(b))	-	-	360
Disposal (Note 17(a))	出售 (附註17(a))	-	(53,371)	-
Exchange realignment	匯兌調整	3,009	1,061	-
Balance at 31 December 2021	於二零二一年十二月三十一日之結餘	124,269	-	2,827
Unrealised gain recognised in the consolidated income statement attributable to balances held at the balance sheet date	就結算日關於該結餘於綜合收益表內確認之未變現收益	16,970	-	-

3 財務風險管理 (續)

3.3 公平值估計 (續)

(iii) 使用重大不可觀察輸入數據的公平值計量 (第3層)

用以就第3層金融工具估值的特定估值技術包括貼現現金流量分析及資產淨值模式等技術。於本年度，估值技術並無變動 (二零二零年：同上)。

下表呈列截至二零二一年十二月三十一日止年內第3層金融工具的變動：

Notes to the Consolidated Financial Statements

綜合財務報表附註

3 FINANCIAL RISK MANAGEMENT (continued)

3.3 Fair value estimation (continued)

(iii) Fair value measurements using significant unobservable inputs (level 3) (continued)

The following table presents the changes in level 3 financial instruments for the year ended 31 December 2020:

		Financial assets at fair value through profit or loss	Financial asset at fair value through other comprehensive income
		按公平值計入損益之金融資產	按公平值計入其他全面收益之金融資產
		Unlisted investment fund 非上市 投資基金 HK\$'000 千港元	Unlisted equity investment 非上市 股本投資 HK\$'000 千港元
Balance at 1 January 2020	於二零二零年一月一日之結餘	104,707	10,433
Addition (Note 17(a))	添置 (附註17(a))	-	-
Fair value (losses)/gains on revaluation recognised in profit or loss (Note 17(a))	於損益內確認的重估公平值(虧損)/收益 (附註17(a))	(7,130)	-
Fair value loss on revaluation recognised in other comprehensive income (Note 17(b))	於其他全面收益中確認的重估公平值虧損 (附註17(b))	-	(7,966)
Exchange realignment	匯兌調整	6,713	-
Balance at 31 December 2020	於二零二零年十二月三十一日之結餘	104,290	2,467
Unrealised (loss)/gain recognised in the consolidated income statement attributable to balances held at the balance sheet date	就結算日關於該結餘於綜合收益表內確認之未變現(虧損)/收益	(7,130)	-

3 財務風險管理 (續)

3.3 公平值估計 (續)

(iii) 使用重大不可觀察輸入數據的公平值計量 (第3層) (續)

下表呈列截至二零二零年十二月三十一日止年內第3層金融工具的變動：

	Financial assets at fair value through profit or loss	Financial asset at fair value through other comprehensive income
	按公平值計入損益之金融資產	按公平值計入其他全面收益之金融資產
	Unlisted investment fund 非上市 投資基金 HK\$'000 千港元	Unlisted equity investment 非上市 股本投資 HK\$'000 千港元
Balance at 1 January 2020	104,707	10,433
Addition (Note 17(a))	-	-
Fair value (losses)/gains on revaluation recognised in profit or loss (Note 17(a))	(7,130)	-
Fair value loss on revaluation recognised in other comprehensive income (Note 17(b))	-	(7,966)
Exchange realignment	6,713	-
Balance at 31 December 2020	104,290	2,467
Unrealised (loss)/gain recognised in the consolidated income statement attributable to balances held at the balance sheet date	(7,130)	-



Notes to the Consolidated Financial Statements

綜合財務報表附註

3 FINANCIAL RISK MANAGEMENT (continued)

3.3 Fair value estimation (continued)

(iii) Fair value measurements using significant unobservable inputs (level 3) (continued)

Quantitative information about fair value measurements using significant unobservable inputs (Level 3):

(a) Financial asset at fair value through other comprehensive income – unlisted equity investment

The key unobservable assumptions used in the valuation of the unlisted equity investment as at 31 December 2021 and 2020 are:

Valuation technique 估值技術	Unobservable inputs 不可觀察輸入數據	At 31 December 於十二月三十一日	
		2021 二零二一年	2020 二零二零年
Discounted cash flow analysis 折現現金流量分析	Pre-tax discount rate 稅前貼現率	18.2%	17.7%
	Terminal growth rate 終端增長率	2.0%	2.0%
	Compound annual growth rate 複合年增長率	24.6%	23.9%

As at 31 December 2021, the pre-tax discount rate used to compute the fair value is 18.2% (2020: 17.7%). If the discount rate shifted upward by 1%, the impact on other comprehensive income would be HK\$223,000 (2020: HK\$280,000) lower. The higher the pre-tax discount rate, the lower the fair value.

於二零二一年十二月三十一日，用於計算公平值的稅前貼現率為18.2%（二零二零年：17.7%）。倘該貼現率上升1%，對其他全面收益的影響將為下降223,000港元（二零二零年：280,000港元）。稅前貼現率越高，公平值越低。

3 財務風險管理 (續)

3.3 公平值估計 (續)

(iii) 使用重大不可觀察輸入數據的公平值計量 (第3層) (續)

有關使用重大不可觀察輸入數據的公平值計量 (第3層) 的定量資料：

(a) 按公平值計入其他全面收益之金融資產—非上市股本投資

於二零二一年及二零二零年十二月三十一日，非上市股本投資估值採用的主要不可觀察假設為：

Notes to the Consolidated Financial Statements

綜合財務報表附註



3 FINANCIAL RISK MANAGEMENT (continued)

3.3 Fair value estimation (continued)

(iii) Fair value measurements using significant unobservable inputs (level 3) (continued)

(b) Financial assets at fair value through profit or loss – unlisted investment fund

The key unobservable assumption used in the valuation of the unlisted investment fund as at 31 December 2021 and 2020 are:

Valuation technique 估值技術

Unobservable inputs 可觀察輸入數據

Net asset value (note)
資產淨值 (附註)

N/A
不適用

Note:

As at 31 December 2021, the Group has determined that the audited net asset value approximates fair value of the unlisted investment fund after applying a portfolio discount of 10% (2020: 10%).

(c) Financial assets at fair value through profit or loss – unlisted equity investment

During the year ended 31 December 2021, the Group disposed the unlisted equity investment (Note 17(a)). The key unobservable assumptions used in the valuation of the unlisted equity investment as at 31 December 2020 are:

Valuation technique 估值技術

Unobservable inputs 不可觀察輸入數據

Market comparable companies model
市場可比公司模式

Adjusted price-to-earnings ratio multiple (times)
調整市盈率倍數 (倍)

Binominal option pricing model
二項式估值模式

Risk free rate
無風險利率
Expected volatility of underlying share
相關股份的預期波幅

3 財務風險管理 (續)

3.3 公平值估計 (續)

(iii) 使用重大不可觀察輸入數據的公平值計量 (第3層) (續)

(b) 按公平值計入損益之金融資產—非上市投資基金

於二零二一年及二零二零年十二月三十一日，非上市投資基金估值採用的主要不可觀察假設為：

At 31 December
於十二月三十一日
2021
二零二一年
2020
二零二零年

N/A
不適用
N/A
不適用

附註：

於二零二一年十二月三十一日本集團確定在應用投資組合折讓10%後，經審核資產淨值相當於非上市投資基金的公平值 (二零二零年：10%)。

(c) 按公平值計入損益之金融資產—非上市股本投資

本集團於二零二一年十二月三十一日止年度內出售非上市股本投資 (附註17(a))。於二零二零年十二月三十一日，非上市股本投資估值採用的主要不可觀察假設為：

At 31 December
2020
於二零二零年
十二月三十一日

24.0

3.0%

50.4%



Notes to the Consolidated Financial Statements

綜合財務報表附註

3 FINANCIAL RISK MANAGEMENT (continued)

3.3 Fair value estimation (continued)

(iii) Fair value measurements using significant unobservable inputs (level 3) (continued)

(c) Financial assets at fair value through profit or loss – unlisted equity investment (continued)

As at 31 December 2020, the adjusted price-to-earnings ratio multiple used to compute the fair value is 24.0 times. If the adjusted price-to-earnings ratio multiple shifted downward by 1 time, the impact on the profit or loss would be HK\$1,241,000 lower. The lower the adjusted price-to-earnings ratio multiple, the lower the fair value.

3.4 Fair value of financial assets and liabilities measured at amortised cost

The fair value of the following financial assets and liabilities approximate their carrying values:

- Loan to an investment accounted for using the equity method
- Other financial assets at amortised cost
- Trade and bills receivables
- Restricted cash
- Short-term bank deposits
- Cash and cash equivalents
- Trade payables
- Other payables and accruals
- Lease liabilities

3.5 Offsetting financial assets and financial liabilities

No financial assets and financial liabilities were subject to offsetting, enforceable master netting arrangements and similar arrangements as at 31 December 2021 and 2020.

3 財務風險管理 (續)

3.3 公平值估計 (續)

(iii) 使用重大不可觀察輸入數據的公平值計量 (第3層) (續)

(c) 按公平值計入損益之金融資產—非上市股本投資 (續)

於二零二零年十二月三十一日，用於計算公平值的調整市盈率倍數為24.0倍。倘該調整市盈率倍數下降一倍，對損益的影響將為下降1,241,000港元。調整市盈率倍數越低，公平值越低。

3.4 按攤銷成本列賬之金融資產及金融負債之公平值

下列金融資產及金融負債之公平值與其賬面值相若：

- 按權益法入賬之投資貸款
- 按攤銷成本列賬之其他金融資產
- 應收賬款及應收票據
- 受限制現金
- 短期銀行存款
- 現金及現金等價物
- 應付賬款
- 其他應付賬款及應計款項
- 租賃負債

3.5 抵銷金融資產和金融負債

於二零二一年及二零二零年十二月三十一日，概無金融資產及金融負債須作抵銷、可執行總互抵安排和類似安排。

Notes to the Consolidated Financial Statements

綜合財務報表附註



4 CRITICAL ACCOUNTING ESTIMATES AND JUDGMENTS

Estimates and judgments used in preparing the consolidated financial statements are evaluated based on historical experience and other factors, including expectations of future events that are believed to be reasonable under the circumstances.

The Group makes estimates and assumptions concerning the future. The resulting accounting estimates will, by definition, seldom equal to the related actual results. The estimates and assumptions that have a significant risk of causing a material adjustment to the carrying amounts of assets and liabilities within the next financial year are addressed below.

(a) Impairment of receivables

The Group makes provision for impairment of receivables based on assumptions about risk of default and expected credit loss rates (Note 3.1(b)(ii)). The Group uses judgment in making these assumptions and selecting the inputs to the impairment calculation, based on the Group's past history, existing market conditions as well as forward-looking estimates at the balance sheet date.

(b) Provision for inventories

Inventories are carried at the lower of cost and net realisable value. The cost of inventories is written down to net realisable value when there is an objective evidence that the cost of inventories may not be recoverable. The cost of inventories may not be recoverable if those inventories are aged and damaged, if they have become wholly or partially obsolete, or if their selling prices have declined. The cost of inventories may also not be recoverable if the estimated costs to be incurred to make the sales have increased.

The amount written off in the consolidated income statement is the difference between the carrying value and net realisable value of the inventories. In determining whether the inventories can be recoverable, significant judgment is required. In making this judgment, the Group evaluates, among other factors, the duration and extent by all means to which the amount will be recovered.

(c) Income taxes and deferred taxation

Significant judgment is required in determining the provision for income tax. There are many transactions and calculations for which the ultimate determination is uncertain. Where the final tax outcome of these matters is different from the amounts that were initially recorded, such difference will impact the current tax and deferred income tax assets and liabilities in the period in which such determination is made.

Deferred income tax assets relating to certain temporary differences and tax losses are recognised when management considers it is probable that future taxable profit will be available against which the temporary differences or tax losses can be utilised. The outcome of their actual utilisation may be different.

4 重要會計估計及判斷

用於編製綜合財務報表的估計及判斷，乃基於過往經驗及其他因素，包括預期日後在有關情況下相信會合理出現的事件而作出。

本集團作出有關未來的估計及假設。按此規範，所作的會計估計甚少與有關的實際結果相同。下文載列有極大風險會導致須對下一個財政年度資產與負債的賬面值作出重大調整的估計及假設。

(a) 應收款項減值

本集團基於對違約風險及預期信貸虧損率之假設對應收款項減值計提撥備（附註3.1(b)(ii)）。於結算日，本集團根據集團過往記錄及當前市況以及前瞻性估計，判斷該等假設及選擇計算減值之輸入數據。

(b) 存貨撥備

存貨乃按成本及可變現淨值兩者之間較低者入賬。倘有客觀證據顯示存貨成本或不能收回，則將存貨成本撇減至可變現淨值。倘存貨損壞、全部或部份陳舊或售價下跌，則可能不能收回存貨成本。倘進行銷售將予產生的估計成本增加，亦可能導致不能收回存貨成本。

於綜合收益表撇銷的金額為存貨的賬面值與可變現淨值之間的差額。於釐定可收回的存貨成本時須作出重大判斷。於作出有關判斷時，本集團會評估（其中包括）以任何方式收回金額的時間及情況。

(c) 所得稅及遞延稅款

對所得稅釐定撥備時，需要作出重要的判斷。許多交易及計算的最終釐定無法確定。當最終的稅款結果與最初記賬金額不同時，有關差額將影響釐定期間的當期稅項和遞延所得稅資產及負債。

當管理層認為將來很有可能應課稅溢利以抵銷暫時性差額或可使用稅務虧損時，有關若干暫時性差額及稅務虧損的遞延所得稅資產予以確認。實際使用的結果可能不同。



Notes to the Consolidated Financial Statements

綜合財務報表附註

5 REVENUE, OTHER INCOME AND OTHER GAINS/ (LOSSES), NET

The Group is principally engaged in the development and sales of E-payment Terminals products, provision of maintenance and installation and payment solution services. Revenue, other income and other gains/(losses), net recognised during the year are as follows:

5 收入、其他收入及其他收益／(虧損)淨額

本集團主要從事開發及銷售電子支付終端產品、提供維護及安裝及支付解決方案服務。於有關年度已確認的收入、其他收入及其他收益／(虧損)淨額如下：

		Year ended 31 December 截至十二月三十一日止年度	
		2021 二零二一年 HK\$'000 千港元	2020 二零二零年 HK\$'000 千港元
Revenue	收入		
Sales of E-payment Terminals products	銷售電子支付終端產品	7,015,249	5,532,211
Provision of services	提供服務	180,733	118,408
		7,195,982	5,650,619
Other income	其他收入		
Interest income (note (i))	利息收入(附註(i))	38,036	38,861
Government subsidies (note (ii))	政府補貼(附註(ii))	34,847	17,658
Value-added tax refund (note (ii))	增值稅退稅(附註(ii))	10,105	13,845
Others (note (iii))	其他(附註(iii))	13,327	7,474
		96,315	77,838
Other gains/(losses), net	其他收益／(虧損)淨額		
Fair value gains/(losses) on financial assets at fair value through profit or loss	按公平值計入損益之金融資產之公平值收益／(虧損)	43,450	(5,241)
Gain on disposal of an investment accounted for using the equity method	出售一項按權益法入賬之投資收益	7,009	-
Gain on disposal of a subsidiary	出售附屬公司之收益	-	3,126
		50,459	(2,115)

Notes:

- (i) The amount includes HK\$275,000 interest income from a loan to a joint venture for the year ended 31 December 2021 (2020: HK\$247,000) (Note 33(a)).
- (ii) The amounts mainly represent the Group's entitlement to value-added tax refund and government grants in relation to sales and research and development of self-developed software products in the PRC. There are no unfulfilled conditions or other contingencies attaching to these grants.
- (iii) The amounts includes HK\$6,314,000 service income from joint venture (2020: HK\$1,168,000) (Note 33(a)).

附註：

- (i) 截至二零二一年十二月三十一日，該金額包括來自合營公司貸款的利息收入為275,000港元(二零二零年：247,000港元)(附註33(a))。
- (ii) 該金額主要指本集團於中國銷售及研發自行開發軟件產品而享有的增值稅退稅及補貼收入。該補助金並沒有未滿足條件或附帶任何其他條件。
- (iii) 該金額包括來自合營公司的服務收入6,314,000港元(二零二零年：1,168,000港元)(附註33(a))。

Notes to the Consolidated Financial Statements

綜合財務報表附註

6 SEGMENT INFORMATION

The management reviews the Group's internal reporting in order to assess performance and allocate resources. The management has determined the operating segments based on the internal reports reviewed by the Executive Directors to make strategic decisions. The Group is principally engaged in the E-payment Terminals solutions business, and the management considers that the Group operates in one single business segment.

The Group primarily operates in Hong Kong, the PRC (excluding Hong Kong, Macau and Taiwan), the United States of America (the "US") and Italy. The management assesses the performance of the Group from a geographic perspective based on the locations of the subsidiaries in which revenues are generated.

The management assesses the performance of the operating segments based on a measurement of segmental operating profit/(loss).

An analysis of the Group's revenue and results for the year by segment is as follows:

6 分類資料

管理層審閱本集團內部報告以評估表現並分配資源。管理層根據由執行董事所審閱以作出策略決定的內部報告而釐定業務分類。本集團主要從事電子支付終端解決方案業務及管理層認為本集團經營單一業務分類。

本集團主要於香港、中國（香港、澳門及台灣除外）、美國及意大利經營。管理層從地域角度按產生收入之附屬公司的位置評估本集團的表現。

管理層根據分類經營溢利／（虧損）的計量評估經營分類的表現。

於有關年度及按分類劃分的本集團收入及業績分析如下：

		Year ended 31 December 2021 截至二零二一年十二月三十一日止年度					
		PRC, excluding Hong Kong, Macau and Taiwan 中國（香港、 澳門及 台灣除外）	Hong Kong and others 香港及其他	US 美國	Italy 意大利	Elimination 抵銷	Total 總額
		HK\$'000 千港元	HK\$'000 千港元	HK\$'000 千港元	HK\$'000 千港元	HK\$'000 千港元	HK\$'000 千港元
Revenue from external customers	來自外部客戶的收入	674,039	5,388,845	793,145	339,953	-	7,195,982
Inter-segment revenue	分類間收入	4,994,294	603,906	-	-	(5,598,200)	-
Total revenue	總收入	5,668,333	5,992,751	793,145	339,953	(5,598,200)	7,195,982
Segmental earnings/(losses) before interest expense, taxes, depreciation and amortisation ("EBITDA"/"LBITDA")	分類除利息支出、稅項、折舊及 攤銷前溢利／（虧損） （「EBITDA」/「LBITDA」）	783,805	556,043	(30,852)	41,506	(4,147)	1,346,355
Depreciation (Note 7)	折舊（附註7）	(45,082)	(7,029)	(8,418)	(3,556)	-	(64,085)
Amortisation (Note 7)	攤銷（附註7）	-	(2,625)	-	(1,673)	-	(4,298)
Segmental operating profit/(loss)	分類經營溢利／（虧損）	738,723	546,389	(39,270)	36,277	(4,147)	1,277,972
Finance costs	財務費用						(6,979)
Share of results of investments accounted for using the equity method	應佔按權益法入賬的投資業績						3,454
Profit before income tax	除所得稅前溢利						1,274,447
Income tax expense	所得稅開支						(182,205)
Profit for the year	年度溢利						1,092,242

Notes to the Consolidated Financial Statements

綜合財務報表附註

6 SEGMENT INFORMATION (continued)

6 分類資料 (續)

Year ended 31 December 2020
截至二零二零年十二月三十一日止年度

		PRC, excluding Hong Kong, Macau and Taiwan 中國(香港、 澳門及 台灣除外) HK\$'000 千港元	Hong Kong and others 香港及其他 HK\$'000 千港元	US 美國 HK\$'000 千港元	Italy 意大利 HK\$'000 千港元	Elimination 抵銷 HK\$'000 千港元	Total 總額 HK\$'000 千港元
Revenue from external customers	來自外部客戶的收入	652,424	4,219,244	508,347	270,604	-	5,650,619
Inter-segment revenue	分類間收入	3,700,974	497,671	-	-	(4,198,645)	-
Total revenue	總收入	4,353,398	4,716,915	508,347	270,604	(4,198,645)	5,650,619
Segmental EBITDA/(LBITDA), excluding impairment of goodwill	分類EBITDA/(LBITDA) (不包括商譽減值)	594,986	696,493	(151,230)	19,293	(17,259)	1,142,283
Depreciation (Note 7)	折舊(附註7)	(38,582)	(6,175)	(8,031)	(3,127)	-	(55,915)
Amortisation (Note 7)	攤銷(附註7)	-	(2,779)	-	(1,718)	-	(4,497)
Impairment of goodwill (Note 7)	商譽減值(附註7)	-	-	-	(14,699)	-	(14,699)
Segmental operating profit/(loss)	分類經營溢利/(虧損)	556,404	687,539	(159,261)	(251)	(17,259)	1,067,172
Finance costs	財務費用	-	-	-	-	-	(8,285)
Share of results of investments accounted for using the equity method	應佔按權益法入賬的投資業績	-	-	-	-	-	(6,046)
Profit before income tax	除所得稅前溢利	-	-	-	-	-	1,052,841
Income tax expense	所得稅開支	-	-	-	-	-	(148,991)
Profit for the year	年度溢利	-	-	-	-	-	903,850

The segment assets and liabilities as at 31 December 2021 and additions to non-current assets for the year ended 31 December 2021 are as follows:

於二零二一年十二月三十一日的分類資產及負債以及截至二零二一年十二月三十一日止年度非流動資產的添置如下：

As at 31 December 2021
於二零二一年十二月三十一日

		PRC, excluding Hong Kong, Macau and Taiwan 中國(香港、 澳門及 台灣除外) HK\$'000 千港元	Hong Kong and others 香港及其他 HK\$'000 千港元	US 美國 HK\$'000 千港元	Italy 意大利 HK\$'000 千港元	Elimination 抵銷 HK\$'000 千港元	Total 總額 HK\$'000 千港元
Segment assets	分類資產	6,548,697	3,587,739	497,778	211,321	(2,024,257)	8,821,278
Segment liabilities	分類負債	2,181,376	1,191,298	813,833	133,525	(1,955,310)	2,364,722

Notes to the Consolidated Financial Statements

綜合財務報表附註



6 SEGMENT INFORMATION (continued)

6 分類資料 (續)

Year ended 31 December 2021
截至二零二一年十二月三十一日止年度

	PRC, excluding Hong Kong, Macau and Taiwan 中國(香港、 澳門及 台灣除外) HK\$'000 千港元	Hong Kong and others 香港及其他 HK\$'000 千港元	US 美國 HK\$'000 千港元	Italy 意大利 HK\$'000 千港元	Elimination 抵銷 HK\$'000 千港元	Total 總額 HK\$'000 千港元	
Additions to non-current assets (excluding financial instruments and deferred income tax assets)	非流動資產(不包括金融工具及 遞延所得稅資產)的添置	384,352	4,300	4,415	5,703	-	398,770

The segment assets and liabilities as at 31 December 2020 and additions to non-current assets for the year ended 31 December 2020 are as follows:

於二零二零年十二月三十一日的分類資產及負債以及截至二零二零年十二月三十一日止年度非流動資產的添置如下:

As at 31 December 2020
於二零二零年十二月三十一日

	PRC, excluding Hong Kong, Macau and Taiwan 中國(香港、 澳門及 台灣除外) HK\$'000 千港元	Hong Kong and others 香港及其他 HK\$'000 千港元	US 美國 HK\$'000 千港元	Italy 意大利 HK\$'000 千港元	Elimination 抵銷 HK\$'000 千港元	Total 總額 HK\$'000 千港元	
Segment assets	分類資產	5,642,056	3,141,544	435,042	148,861	(1,730,444)	7,637,059
Segment liabilities	分類負債	2,070,041	874,419	711,746	80,363	(1,673,082)	2,063,487

Year ended 31 December 2020
截至二零二零年十二月三十一日止年度

	PRC, excluding Hong Kong, Macau and Taiwan 中國(香港、 澳門及 台灣除外) HK\$'000 千港元	Hong Kong and others 香港及其他 HK\$'000 千港元	US 美國 HK\$'000 千港元	Italy 意大利 HK\$'000 千港元	Elimination 抵銷 HK\$'000 千港元	Total 總額 HK\$'000 千港元	
Additions to non-current assets (excluding financial instruments and deferred income tax assets)	非流動資產(不包括金融工具及 遞延所得稅資產)的添置	148,023	12,437	1,996	1,370	-	163,826



Notes to the Consolidated Financial Statements

綜合財務報表附註

6 SEGMENT INFORMATION (continued)

In 2021, additions to non-current assets mainly comprise additions to property, plant and equipment and right-of-use assets (2020: same).

In 2021, revenue of approximately HK\$2,492,679,000 (2020: HK\$2,207,453,000) is derived from the largest customer, representing 34.6% (2020: 39.1%) of the total revenue, which is attributable to the Hong Kong operating segment (2020: same); revenue of approximately HK\$364,535,000 (2020: HK\$203,977,000) is derived from the second largest customer, representing 5.1% (2020: 3.6%) of the total revenue, which is attributable to the US operating segment (2020: same).

Information provided to the Executive Directors is measured in a manner consistent with that in the consolidated financial statements.

The Group is mainly domiciled in Hong Kong, the PRC, the US and Italy.

The Group's non-current assets by geographical location, which is determined by the geographical location in which the asset is located, is as follows:

6 分類資料 (續)

於二零二一年，非流動資產添置主要包括物業、廠房及設備及使用權資產的添置（二零二零年：同上）。

於二零二一年，為數約2,492,679,000港元（二零二零年：2,207,453,000港元）的收入乃來自最大客戶，該等收入佔總收入的34.6%（二零二零年：39.1%）並歸屬於香港業務分部（二零二零年：同上）。為數約364,535,000港元（二零二零年：203,977,000港元）的收入乃來自第二大客戶，該等收入佔總收入的5.1%（二零二零年：3.6%）並歸屬於美國業務分部（二零二零年：同上）。

向執行董事報告的計量方法與綜合財務報表內方法一致。

本集團主要以香港、中國、美國及意大利為註冊地。

按該資產所在地劃分的本集團非流動資產載列如下：

		As at 31 December 於十二月三十一日	
		2021 二零二一年	2020 二零二零年
		HK\$'000 千港元	HK\$'000 千港元
Non-current assets	非流動資產		
PRC, excluding Hong Kong, Macau and Taiwan	中國（香港、澳門及台灣除外）	887,346	529,418
Hong Kong and others	香港及其他	73,249	76,791
US	美國	38,930	42,109
Italy	意大利	31,647	33,625
		1,031,172	681,943

Notes to the Consolidated Financial Statements

綜合財務報表附註



7 EXPENSES BY NATURE

Expenses included in cost of sales, selling expenses, administrative expenses and net impairment losses on financial assets are analysed as follows:

7 按性質劃分的開支

計入銷售成本、銷售開支、行政費用及金融資產之減值淨虧損分析如下：

		Year ended 31 December	
		截至十二月三十一日止年度	
		2021	2020
		二零二一年	二零二零年
		HK\$'000	HK\$'000
		千港元	千港元
Costs of inventories sold (Note 20)	售出存貨成本(附註20)	4,244,556	3,060,546
Provision for obsolete inventories (Note 20)	陳舊存貨撥備(附註20)	15,928	166,816
Employee benefit expenses (including directors' emoluments) (Note 10)	僱員福利開支(包括董事酬金) (附註10)	845,155	728,035
Research and development costs	研發成本	512,119	460,772
Sales commission	銷售佣金	152,852	49,268
Depreciation of property, plant and equipment (Note 14)	物業、廠房及設備折舊(附註14)	20,220	16,287
Depreciation of right-of-use assets (Note 15(b))	使用權資產折舊(附註15(b))	43,865	39,628
Short-term lease expenses (Note 15(b))	短期租賃費用(附註15(b))	9,821	8,859
Amortisation of intangible assets (Note 16)	無形資產攤銷(附註16)	4,298	4,497
Remuneration to the Company's auditor	本公司核數師酬金		
– Group's annual audit and other audit related services	– 本集團年度核數及其他與 核數相關的服務	2,420	2,420
– non-audit services	– 非核數服務	228	110
Remuneration to other auditors	其他核數師酬金	923	647
Losses on disposals of property, plant and equipment, net (Note 30(b))	出售物業、廠房及設備的 虧損，淨額(附註30(b))	33	127
Net impairment losses on financial assets (Note 21(c))	金融資產之減值淨虧損(附註21(c))	21,580	65,083
Impairment of goodwill (Note 16)	商譽減值(附註16)	–	14,699



Notes to the Consolidated Financial Statements

綜合財務報表附註

8 NET FOREIGN EXCHANGE (LOSSES)/GAINS

The net foreign exchange losses recognised in administrative expenses for the year ended 31 December 2021 amounted to HK\$2,607,000 (2020: gains of HK\$44,400,000).

9 FINANCE COSTS

8 外匯淨(虧損)/收益

截至二零二一年十二月三十一日止年度於行政費用中確認的外匯淨虧損為2,607,000港元(二零二零年:收益44,400,000港元)。

9 財務費用

		Year ended 31 December 截至十二月三十一日止年度	
		2021 二零二一年 HK\$'000 千港元	2020 二零二零年 HK\$'000 千港元
Interest expense on lease liabilities	租賃負債利息費用	6,661	7,045
Interest expense on borrowings	借貸利息費用	-	415
Others	其他	318	825
		6,979	8,285

10 EMPLOYEE BENEFIT EXPENSES (INCLUDING DIRECTORS' EMOLUMENTS)

10 僱員福利開支(包括董事酬金)

		Year ended 31 December 截至十二月三十一日止年度	
		2021 二零二一年 HK\$'000 千港元	2020 二零二零年 HK\$'000 千港元
Wages and salaries	工資及薪金	780,916	655,112
Social security and pension costs	社會保障及退休金成本	50,122	32,721
Employee benefit obligation – defined benefit plans	僱員福利債務—界定福利計劃	449	1,397
Share-based payment expenses	股份支付費用	13,668	38,805
		845,155	728,035

Notes to the Consolidated Financial Statements

綜合財務報表附註



10 EMPLOYEE BENEFIT EXPENSES (INCLUDING DIRECTORS' EMOLUMENTS) (continued)

Five highest paid individuals

The five individuals whose emoluments were the highest in the Group for the year ended 31 December 2021 included three Directors (2020: three) whose emoluments are reflected in the analysis shown in Note 35. The emoluments payable to the remaining two (2020: two) individuals during the year are as follows:

		Year ended 31 December 截至十二月三十一日止年度	
		2021 二零二一年	2020 二零二零年
		HK\$'000 千港元	HK\$'000 千港元
Salaries, allowances and benefits in kind	薪金、津貼及實物福利	5,491	4,472
Discretionary bonus	酌情花紅	11,457	4,054
Pension cost	退休金成本	130	57
Share-based payment expenses	股份支付費用	2,634	6,028
		19,712	14,611

The emoluments fell within the following bands:

酬金介乎下列組別：

		Number of individuals 人數	
		2021 二零二一年	2020 二零二零年
Emolument bands	酬金組別		
HK\$5,500,001 – HK\$6,000,000	5,500,001港元 – 6,000,000港元	–	1
HK\$8,500,001 – HK\$9,000,000	8,500,001港元 – 9,000,000港元	1	–
HK\$9,000,001 – HK\$9,500,000	9,000,001港元 – 9,500,000港元	–	1
HK\$11,000,001 – HK\$11,500,000	11,000,001港元 – 11,500,000港元	1	–
		2	2



Notes to the Consolidated Financial Statements

綜合財務報表附註

11 INCOME TAX EXPENSE

11 所得稅開支

		Year ended 31 December	
		截至十二月三十一日止年度	
		2021	2020
		二零二一年	二零二零年
		HK\$'000	HK\$'000
		千港元	千港元
Current income tax on profit for the year	年度溢利之即期所得稅		
– China corporate income tax	– 中國企業所得稅	117,591	76,159
– Hong Kong profits tax	– 香港利得稅	94,132	118,883
– Overseas profits tax	– 海外利得稅	17,940	5,134
Tax incentives for research and development expenses available for the subsidiaries incorporated in the PRC (Note (a))	於中國註冊成立的附屬公司就研發費用的稅項優惠 (附註(a))	(51,923)	(30,176)
Under/(over) provision in prior years, net (Note (b))	過往年度撥備不足 / (超額撥備), 淨額 (附註(b))	19,185	(2,993)
Total current income tax	即期所得稅開支總額	196,925	167,007
Deferred income tax (Note (b))	遞延所得稅 (附註(b))	(14,720)	(18,016)
Income tax expense	所得稅開支	182,205	148,991

Hong Kong profits tax has been provided for at the rate of 16.5% (2020: same) on the estimated assessable profit for the year ended 31 December 2021.

Taxes on overseas profits have been calculated at the rates of tax prevailing in the jurisdictions in which the Group operates, based on existing legislation, interpretations and practices in respect thereof.

截至二零二一年十二月三十一日止年度，香港利得稅根據估計應課稅溢利按稅率16.5% (二零二零年：同上) 作出撥備。

海外溢利的稅項已根據本集團經營業務所在的司法權區的現行法例、詮釋及慣例，按現行稅率計算。

Notes to the Consolidated Financial Statements

綜合財務報表附註



11 INCOME TAX EXPENSE (continued)

Notes:

- (a) The Group obtained an incentive from the PRC tax authority relating to the research and development expenses of the subsidiaries in the PRC. Under such tax incentive rule, the Group may claim an additional tax deduction up to 75% (2020: 75%) of the relevant research and development expenses incurred in a year approved by the PRC tax authority.
- (b) Pursuant to the Corporate Income Tax Law of the PRC effective from 1 January 2008 (the "CIT Law"), companies in the PRC are subject to income tax of 25% unless preferential rate is applicable.

For the year ended 31 December 2020, pursuant to Caishui [2016] Circular 49 jointly released by the Ministry of Finance, the State Administration of Taxation, the National Development and Reform Commission and the Ministry of Industry and Information Technology of the PRC, management performed self-assessment for Pax Computer Technology (Shenzhen) Co., Ltd. ("Pax Computer Shenzhen"), a wholly owned subsidiary of the Group located in the Shenzhen Special Economic Zone, on the eligibility for the tax incentives. Management estimated that Pax Computer Shenzhen was qualified as a National Key Software Enterprise and entitled to the preferential corporate income tax rate of 10%. As such, the applicable corporate income tax rate of Pax Computer Shenzhen was 10% for the year ended 31 December 2020.

During the year ended 31 December 2021, the National Development and Reform Commission amended the relevant tax rules and requirements of the eligibilities for the tax incentives on 29 March 2021. The amendment is effective retrospectively from the year ended 31 December 2020 onwards. Management is of the opinion that Pax Computer Shenzhen is not able to enjoy the 10% preferential corporate tax rate. As a result, an under provision of current tax of HK\$19,439,000 for prior periods and an increase in deferred income tax assets of HK\$14,515,000 were recognised in the consolidated income statement for the year ended 31 December 2021. Pax Computer Shenzhen was accredited as High and New Technology Enterprises ("HNTE") and is entitled to a preferential tax rate of 15%. As such, the applicable corporate income tax rate for Pax Computer Shenzhen was 15% for the year ended 31 December 2021.

11 所得稅開支 (續)

附註：

- (a) 本集團位於中國的附屬公司就其研發費用獲得中國稅務機關頒佈的一項稅項優惠。根據有關稅務優惠規則，本集團可申請額外降低稅項金額達年內相關研發費用的75%（二零二零年：75%），由中國稅務機關批准。
- (b) 根據於二零零八年一月一日生效的中國企業所得稅法（「企業所得稅法」），中國公司須繳納25%的所得稅，除非優惠利率適用。

截至二零二零年十二月三十一日止年度，根據財政部、國家稅務總局、國家發展和改革委員會以及中國工業和信息化部聯合發佈的財稅[2016]49號通知，管理層就本集團位於深圳經濟特區的全資附屬公司算百富計算機技術（深圳）有限公司（「百富計算機深圳」）的稅務優惠資格進行自我評估。管理層估計百富計算機深圳屬國家重要軟件企業，享有10%優惠企業所得稅率。因此，百富計算機深圳於截至二零二零年十二月三十一日止年度的適用企業所得稅率為10%。

於截至二零二一年十二月三十一日止年度，國家發展和改革委員會於二零二一年三月二十九日修訂相關稅務規則及稅務獎勵資格規定。該修訂自截至二零二零年十二月三十一日止年度起追溯生效。管理層認為百富計算機深圳無法享有10%優惠企業稅率。因此，過往年度的撥備不足19,439,000港元及遞延所得稅資產14,515,000港元的增加，已於截至二零二一年十二月三十一日止年度的綜合收益表中確認。百富計算機深圳獲認定為高新科技企業（「高新科技企業」），並享有優惠稅率15%。因此，截至二零二一年十二月三十一日止年度百富計算機深圳的適用企業所得稅率為15%。



Notes to the Consolidated Financial Statements

綜合財務報表附註

11 INCOME TAX EXPENSE (continued)

The taxation on the Group's profit before income tax differs from the theoretical amount that would arise using the weighted average tax rate applicable to profits of the consolidated entities in the respective jurisdictions as follows:

11 所得稅開支 (續)

本集團除所得稅前溢利的稅項與採用適用於各個司法權區的合併實體溢利的加權平均稅率計算的理論金額的差額如下：

		Year ended 31 December 截至十二月三十一日止年度	
		2021 二零二一年 HK\$'000 千港元	2020 二零二零年 HK\$'000 千港元
Profit before income tax	除所得稅前溢利	1,274,447	1,052,841
Tax calculated at domestic tax rates applicable to profits in the respective countries	按於各個國家產生溢利的適用當地稅率計算的稅項	210,625	137,536
Income not subject to taxation	毋須納稅的收入	(3,123)	(8,538)
Tax incentives for research and development expenses available for the subsidiaries incorporated in the PRC (Note (a))	於中國註冊成立的附屬公司就研發費用的稅項優惠 (附註(a))	(51,923)	(30,176)
Expenses not deductible for taxation purposes	就稅務而言不可扣減的開支	3,151	12,676
Tax losses for which no deferred income tax was recognised	未確認遞延所得稅的稅項虧損	18,654	37,145
Withholding tax	預扣稅項	1,234	3,341
Utilisation of previously unrecognised tax losses	動用過往未確認之稅項虧損	(1,083)	–
Effect of change in tax rate on deferred tax (Note (b))	稅率變動對遞延所得稅之影響 (附註(b))	(14,515)	–
Under/(over) provision in prior years, net (Note (b))	過往年度撥備不足 / (超額撥備), 淨額 (附註(b))	19,185	(2,993)
		182,205	148,991

The weighted average applicable tax rate was 16.5% for the year ended 31 December 2021 (2020: 13.1%). The change is caused by the change in the profitability mix of the Group's subsidiaries in the respective countries and the change in applicable tax rate for Pax Computer Shenzhen (Note (b)).

截至二零二一年十二月三十一日止年度，加權平均適用稅率為16.5% (二零二零年：13.1%)。變動乃由於本集團於各國的附屬公司盈利能力組合出現變化及百富計算機深圳的稅率變動所致 (附註(b))。

Notes to the Consolidated Financial Statements

綜合財務報表附註



12 EARNINGS PER SHARE

(a) Basic

Basic earnings per share is calculated by dividing the profit for the year attributable to the owners of the Company by the weighted average number of ordinary shares in issue during the year.

12 每股盈利

(a) 基本

每股基本盈利乃按本公司持有人應佔本年度溢利除年內已發行普通股加權平均數計算。

		Year ended 31 December	
		截至十二月三十一日止年度	
		2021	2020
		二零二一年	二零二零年
Profit attributable to the owners of the Company (HK\$'000)	本公司持有人應佔溢利 (千港元)	1,083,774	900,123
Weighted average number of ordinary shares in issue (thousand shares)	已發行普通股加權平均數 (千股)	1,096,118	1,087,290
Basic earnings per share attributable to the owners of the Company (HK\$ per share)	本公司持有人應佔每股基本盈利 (每股港元)	0.989	0.828

(b) Diluted

Diluted earnings per share is calculated by adjusting the weighted average number of ordinary shares outstanding to assume conversion of all potentially dilutive ordinary shares. The Company has one category of potentially dilutive ordinary shares: share options. For the share options, a calculation is done to determine the number of shares that could have been acquired at fair value (determined as the average market share price of the Company's shares for the period) based on the monetary value of the subscription rights attached to outstanding share options. The number of shares calculated as above is compared with the number of shares that would have been issued assuming the exercise of the share options.

(b) 攤薄

每股攤薄盈利的計算方式為假設轉換所有具潛在攤薄效應的普通股以調整已發行普通股的加權平均數。本公司現有一類具潛在攤薄效應的普通股—購股權。就購股權而言，按尚未行使購股權所附認購權的貨幣價值計算，以釐定可按公平值（定為本公司股份期內的平均市價）購買的股份數目。按上述方式計算的股份數目與假設購股權獲行使時應已發行的股份數目作比較。



Notes to the Consolidated Financial Statements

綜合財務報表附註

12 EARNINGS PER SHARE (continued)

(b) Diluted (continued)

For the year ended 31 December 2021 and 2020, the calculation of diluted earnings per share was based on the profit attributable to owners of the Company and the adjusted weighted average number of ordinary shares outstanding assuming the conversion of all potentially dilutive ordinary shares, which was calculated as follows:

		Year ended 31 December 截至十二月三十一日止年度	
		2021 二零二一年	2020 二零二零年
Profit attributable to the owners of the Company (HK\$'000)	本公司持有人應佔溢利(千港元)	1,083,774	900,123
Weighted average number of ordinary shares in issue (thousand shares)	已發行普通股加權平均數(千股)	1,096,118	1,087,290
Adjustments for share options (thousand shares)	就購股權作出的調整(千股)	36,128	5,827
Weighted average number of ordinary shares for diluted earnings per share (thousand shares)	每股攤薄盈利的普通股加權平均數(千股)	1,132,246	1,093,117
Diluted earnings per share attributable to owners of the Company (HK\$ per share)	本公司持有人應佔每股攤薄盈利(每股港元)	0.957	0.823

12 每股盈利(續)

(b) 攤薄(續)

截至二零二一年及二零二零年十二月三十一日止年度，每股攤薄盈利乃根據本公司持有人應佔溢利及假設轉換所有潛在攤薄普通股而已調整加權平均普通股數計算，計算方法如下：

Notes to the Consolidated Financial Statements

綜合財務報表附註



13 DIVIDENDS

In 2021, an interim dividend of HK\$0.12 per ordinary share (2020: HK\$0.07 per ordinary share) was declared, amounting to approximately HK\$131,636,000 (2020: HK\$75,787,000). No special dividend was declared during the year ended 31 December 2021 (2020: HK\$0.10 per ordinary share was declared, amounting to approximately HK\$109,284,000). A final dividend of HK\$0.15 per ordinary share for the year ended 31 December 2021 (2020: HK\$0.10 per ordinary share), amounting to approximately HK\$162,855,000 (2020: HK\$109,414,000) (assuming no change in the number of shares in issue on or before the record date for determining the entitlement of final dividend), is to be proposed at the forthcoming annual general meeting. These financial statements do not reflect the proposed final dividend payable.

13 股息

於二零二一年，本公司已宣派中期股息每股普通股0.12港元（二零二零年：每股普通股0.07港元），為數約131,636,000港元（二零二零年：75,787,000港元）。於二零二一年十二月三十一日止年度，本公司並無宣派特別股息（二零二零年：已宣派每股普通股0.10港元，為數約109,284,000港元）。將於應屆股東週年大會建議有關截至二零二一年十二月三十一日止年度之末期股息每股普通股0.15港元（二零二零年：每股普通股0.10港元），為數約162,855,000港元（二零二零年：109,414,000港元）（假設已發行股份數目於為釐定末期股息之權利的記錄日期或之前概無變動）。本財務報表並不反映應付建議末期股息。

		Year ended 31 December 截至十二月三十一日止年度	
		2021	2020
		二零二一年	二零二零年
		HK\$'000	HK\$'000
		千港元	千港元
Interim dividend declared of HK\$0.12 (2020: HK\$0.07) per ordinary share	已宣派每股普通股0.12港元中期股息（二零二零年：0.07港元）	131,636	75,787
Special dividend (2020) declared of HK\$0.10 per ordinary share	已宣派每股普通股0.10港元二零二零年特別股息	-	109,284
Proposed final dividend of HK\$0.15 (2020: HK\$0.10) per ordinary share	每股普通股0.15港元的建議末期股息（二零二零年：0.10港元）	162,855	109,414
		294,491	294,485

Notes to the Consolidated Financial Statements

綜合財務報表附註

14 PROPERTY, PLANT AND EQUIPMENT

14 物業、廠房及設備

		Land and buildings 土地及樓宇 HK\$'000 千港元	Construction in progress (Note) 在建工程 (附註) HK\$'000 千港元	Leasehold improvements 租賃物業裝修 HK\$'000 千港元	Office furniture and equipment 辦公室傢俱及設備 HK\$'000 千港元	Plant and equipment 廠房及設備 HK\$'000 千港元	Motor vehicles 汽車 HK\$'000 千港元	Total 總計 HK\$'000 千港元
At 1 January 2021	於二零二一年一月一日							
Cost	成本	8,452	76,903	17,247	46,542	44,207	11,613	204,964
Accumulated depreciation and impairment	累計折舊及減值	(7,231)	-	(7,427)	(29,329)	(22,627)	(9,110)	(75,724)
Net book amount	賬面淨值	1,221	76,903	9,820	17,213	21,580	2,503	129,240
Year ended 31 December 2021	截至二零二一年十二月三十一日止年度							
Opening net book amount	期初賬面淨值	1,221	76,903	9,820	17,213	21,580	2,503	129,240
Additions	添置	-	346,076	24	12,570	10,190	541	369,401
Disposals	出售	-	-	-	(21)	(12)	-	(33)
Depreciation (Note 7)	折舊(附註7)	(12)	-	(3,198)	(7,679)	(8,401)	(930)	(20,220)
Exchange realignment	匯兌差額	(86)	6,951	84	(274)	441	23	7,139
Closing net book amount	期末賬面淨值	1,123	429,930	6,730	21,809	23,798	2,137	485,527
At 31 December 2021	於二零二一年十二月三十一日							
Cost	成本	8,554	429,930	17,453	57,907	55,284	11,495	580,623
Accumulated depreciation and impairment	累計折舊及減值	(7,431)	-	(10,723)	(36,098)	(31,486)	(9,358)	(95,096)
Net book amount	賬面淨值	1,123	429,930	6,730	21,809	23,798	2,137	485,527
At 1 January 2020	於二零二零年一月一日							
Cost	成本	7,922	24,623	13,712	39,179	30,351	10,433	126,220
Accumulated depreciation and impairment	累計折舊及減值	(6,757)	-	(4,474)	(22,413)	(15,212)	(7,754)	(56,610)
Net book amount	賬面淨值	1,165	24,623	9,238	16,766	15,139	2,679	69,610
Year ended 31 December 2020	截至二零二零年十二月三十一日止年度							
Opening net book amount	期初賬面淨值	1,165	24,623	9,238	16,766	15,139	2,679	69,610
Additions	添置	-	47,768	2,678	6,374	11,218	671	68,709
Disposals	出售	-	-	-	(81)	(27)	(19)	(127)
Depreciation (Note 7)	折舊(附註7)	(12)	-	(2,577)	(6,735)	(6,058)	(905)	(16,287)
Exchange realignment	匯兌差額	68	4,512	481	889	1,308	77	7,335
Closing net book amount	期末賬面淨值	1,221	76,903	9,820	17,213	21,580	2,503	129,240
At 31 December 2020	於二零二零年十二月三十一日							
Cost	成本	8,452	76,903	17,247	46,542	44,207	11,613	204,964
Accumulated depreciation and impairment	累計折舊及減值	(7,231)	-	(7,427)	(29,329)	(22,627)	(9,110)	(75,724)
Net book amount	賬面淨值	1,221	76,903	9,820	17,213	21,580	2,503	129,240

Note:

As at 31 December 2021, the construction in progress represents two (2020: one) PRC property development projects of the PAX Smart Terminals Industrial Park in Huizhou City and the PRC headquarters in Shenzhen City (2020: the PRC headquarters in Shenzhen City). Please refer to Note 32 and the section headed "Particulars of Properties Under Development" in this annual report for the contractual commitments and further details in relation to these development projects.

Depreciation expense of HK\$4,778,000 (2020: HK\$4,542,000) has been charged to cost of sales and HK\$15,442,000 (2020: HK\$11,745,000) has been charged to administrative expenses.

附註:

截至二零二一年十二月三十一日，本集團的在建工程指兩項(二零二零年：一項)中國物業發展項目分別為位於惠州的百富智能終端產業園及位於深圳市的中國總部(二零二零年：位於深圳市的中國總部)。有關以上發展項目的合同承諾及詳情，請參閱附註32及本年報「在建物業詳情」一節。

折舊開支4,778,000港元(二零二零年：4,542,000港元)已計入銷售成本及15,442,000港元(二零二零年：11,745,000港元)已計入行政費用。

Notes to the Consolidated Financial Statements

綜合財務報表附註

15 RIGHT-OF-USE ASSETS AND LEASE LIABILITIES

(a) Amounts recognised in the consolidated balance sheet

The consolidated balance sheet shows the following amounts relating to the leases in respect of land use rights, office premises, factory and warehouses:

		As at 31 December	
		於十二月三十一日	
		2021	2020
		二零二一年	二零二零年
		HK\$'000	HK\$'000
		千港元	千港元
Right-of-use assets	使用權資產		
Land use rights (note)	土地使用權 (附註)	132,701	132,435
Office premises	辦公室物業	48,186	49,490
Factory and warehouses	工廠及倉庫	101,590	109,212
		282,477	291,137
Lease liabilities	租賃負債		
Non-current	非流動	84,648	93,811
Current	流動	31,954	28,776
		116,602	122,587

Note:

The Group's land use rights are located in the PRC and are held on leases of between 20 to 50 years.

Additions to the right-of-use assets for the year ended 31 December 2021 were HK\$29,369,000 (2020: HK\$95,117,000).

15 使用權資產及租賃負債

(a) 於綜合資產負債表確認之款項

綜合資產負債表列示以下與土地使用權、辦公室物業、工廠及倉庫之租賃有關的款項：

		As at 31 December	
		於十二月三十一日	
		2021	2020
		二零二一年	二零二零年
		HK\$'000	HK\$'000
		千港元	千港元
Right-of-use assets	使用權資產		
Land use rights (note)	土地使用權 (附註)	132,701	132,435
Office premises	辦公室物業	48,186	49,490
Factory and warehouses	工廠及倉庫	101,590	109,212
		282,477	291,137
Lease liabilities	租賃負債		
Non-current	非流動	84,648	93,811
Current	流動	31,954	28,776
		116,602	122,587

附註：

本集團位於中國的土地使用權租賃期為20年至50年。

截至二零二一年十二月三十一日止年度使用權資產的添置為29,369,000港元(二零二零年：95,117,000港元)。



Notes to the Consolidated Financial Statements

綜合財務報表附註

15 RIGHT-OF-USE ASSETS AND LEASE LIABILITIES

(continued)

(b) Amounts recognised in the consolidated income statement

The consolidated income statement shows the following amounts relating to the leases in respect of land use rights, office premises, factory and warehouses:

Depreciation of right-of-use assets 使用權資產折舊 (附註7)
(Note 7)

- Land use rights	— 土地使用權
- Office premises	— 辦公室物業
- Factory and warehouses	— 工廠及倉庫

Expense relating to short-term leases (Note 7)	與短期租賃相關的開支 (附註7)
Interest expense (Note 9)	利息開支 (附註9)

Depreciation expense of HK\$3,465,000 (2020: HK\$2,761,000) has been charged to cost of sales, HK\$20,333,000 (2020: HK\$13,517,000) has been charged to selling expenses and HK\$20,067,000 (2020: HK\$23,350,000) has been charged to administrative expenses for the year ended 31 December 2021.

The total cash outflow for leases during the year ended 31 December 2021 was HK\$53,173,000 (2020: HK\$104,109,000), including the payment of principal elements and interest elements of lease liabilities amounting to HK\$33,859,000 (2020: HK\$29,899,000) (Note 30(c)) and HK\$6,661,000 (2020: HK\$7,045,000) (Note 9) respectively and the payment of short-term leases of HK\$9,821,000 (2020: HK\$8,859,000) (Note 7) and the payment for the addition of land use rights of HK\$2,832,000 (2020: HK\$58,306,000).

15 使用權資產及租賃負債 (續)

(b) 於綜合收益表確認之款項

綜合收益表列示以下與土地使用權、辦公室物業、工廠及倉庫之租賃有關的款項：

Year ended 31 December 截至十二月三十一日止年度

2021	2020
二零二一年	二零二零年
HK\$'000	HK\$'000
千港元	千港元

		6,036	4,105
		23,667	27,849
		14,162	7,674
		43,865	39,628
		9,821	8,859
		6,661	7,045

截至二零二一年十二月三十一日，折舊開支3,465,000港元（二零二零年：2,761,000港元）已計入銷售成本20,333,000港元（二零二零年：13,517,000港元）已計入銷售開支及20,067,000港元（二零二零年：23,350,000港元）已計入行政費用。

截至二零二一年十二月三十一日止年度租賃的現金流出總額為53,173,000港元（二零二零年：104,109,000港元），包括支付租賃負債本金部份及利息部份分別為33,859,000港元（二零二零年：29,899,000港元）（附註30(c)）及6,661,000港元（二零二零年：7,045,000港元）（附註9）及支付短期租賃9,821,000港元（二零二零年：8,859,000港元）（附註7）及支付土地使用權的添置為2,832,000港元（二零二零年：58,306,000港元）。

Notes to the Consolidated Financial Statements

綜合財務報表附註



15 RIGHT-OF-USE ASSETS AND LEASE LIABILITIES

(continued)

(c) The Group's leasing activities and how these are accounted for

In addition to the land use rights, the Group leases various office premises, factory and warehouses. Rental contracts of office premises, factory and warehouses are typically made for fixed periods of 1 year to 10 years, but may have extension options as described in (d) below. Lease terms are negotiated on an individual basis and contain a wide range of different terms and conditions. The lease agreements do not impose any covenants other than the security interests in the leased assets that are held by the lessor. Leased assets may not be used as security for borrowing purposes.

(d) Extension options

Extension options are included in the leases of factory and warehouses across the Group. These are used to maximise operational flexibility in terms of managing the assets used in the Group's operations.

15 使用權資產及租賃負債 (續)

(c) 本集團的租賃活動以及該等活動如何列賬

除土地使用權外，本集團租賃多個辦公室物業、工廠及倉庫。辦公室物業、工廠及倉庫的租賃合約期限通常固定為1至10年，惟可能涵蓋如下文(d)所述的續租選擇權。租賃條款乃個別磋商，包含各種不同的條款及條件。租賃協議除出租人持有的租賃資產的保證權益外，並無任何契諾。租賃資產不得用作借貸的擔保。

(d) 續租選擇權

本集團的工廠及倉庫租賃均包含續租選擇權。就管理本集團於營運中所用的資產而言，此等條款乃用以盡量增加營運彈性。



Notes to the Consolidated Financial Statements

綜合財務報表附註

16 INTANGIBLE ASSETS

16 無形資產

		Goodwill	Brand names	Contractual customer relationships and others	Total
		商譽	商標	合約客戶關係及其他	合計
		HK\$'000	HK\$'000	HK\$'000	HK\$'000
		千港元	千港元	千港元	千港元
At 1 January 2021	於二零二一年一月一日				
Cost	成本	110,754	12,370	50,065	173,189
Accumulated amortisation and impairment	累計攤銷及減值	(95,011)	(4,026)	(34,188)	(133,225)
Net book amount	賬面淨值	15,743	8,344	15,877	39,964
Year ended 31 December 2021	截至二零二一年十二月三十一日止年度				
Opening net book amount	期初賬面淨值	15,743	8,344	15,877	39,964
Amortisation (Note 7)	攤銷 (附註7)	-	(1,186)	(3,112)	(4,298)
Exchange realignment	匯兌差額	(1,161)	(555)	(1,041)	(2,757)
Closing net book amount	期末賬面淨值	14,582	6,603	11,724	32,909
At 31 December 2021	於二零二一年十二月三十一日				
Cost	成本	108,675	11,492	50,570	170,737
Accumulated amortisation and impairment	累計攤銷及減值	(94,093)	(4,889)	(38,846)	(137,828)
Net book amount	賬面淨值	14,582	6,603	11,724	32,909
At 1 January 2020	於二零二零年一月一日				
Cost	成本	104,166	11,612	48,608	164,386
Accumulated amortisation and impairment	累計攤銷及減值	(75,333)	(2,616)	(30,498)	(108,447)
Net book amount	賬面淨值	28,833	8,996	18,110	55,939
Year ended 31 December 2020	截至二零二零年十二月三十一日止年度				
Opening net book amount	期初賬面淨值	28,833	8,996	18,110	55,939
Amortisation (Note 7)	攤銷 (附註7)	-	(1,151)	(3,346)	(4,497)
Impairment (Note 7)	減值 (附註7)	(14,699)	-	-	(14,699)
Exchange realignment	匯兌差額	1,609	499	1,113	3,221
Closing net book amount	期末賬面淨值	15,743	8,344	15,877	39,964
At 31 December 2020	於二零二零年十二月三十一日				
Cost	成本	110,754	12,370	50,065	173,189
Accumulated amortisation and impairment	累計攤銷及減值	(95,011)	(4,026)	(34,188)	(133,225)
Net book amount	賬面淨值	15,743	8,344	15,877	39,964

Notes to the Consolidated Financial Statements

綜合財務報表附註



16 INTANGIBLE ASSETS (continued)

Amortisation of HK\$4,298,000 (2020: HK\$4,497,000) has been charged to administrative expenses.

The relevant goodwill is allocated to the respective groups of CGUs, which represent the lowest level within the Group at which the relevant goodwill is monitored for internal management purposes.

As at 31 December 2021, the Group's goodwill of HK\$14,582,000 (2020: HK\$15,743,000) is attributable to the acquisition of the operation in Italy.

The recoverable amounts of CGUs are determined based on value in use calculations. The calculations are performed by an external valuer by using pre-tax cash flow projection based on financial budgets approved by management covering a five-year period. Thereafter, the cash flows are extrapolated using the terminal growth rates not exceeding the long-term average growth rate of the country in which the CGU operates.

Impairment test for goodwill arising from the operation in Italy

The key assumptions are as follows:

		2021 二零二一年	2020 二零二零年
Pre-tax discount rate	稅前貼現率	18.3%	20.6%
Compound annual growth rate	複合年增長率	1.3%	3.1%
Terminal growth rate	終端增長率	2.0%	2.0%

The recoverable amount of this CGU is calculated based on the value in use and exceeded its carrying value as at 31 December 2021. An increase in pre-tax discount rate by 2.3% (2020: 2.9%) would remove the remaining headroom for the operation in Italy.

16 無形資產 (續)

攤銷4,298,000港元(二零二零年: 4,497,000港元)已自行政費用扣除。

相關商譽分配至有關現金產生單位組別。現金產生單位指就內部管理目的而對相關商譽進行監督的本集團最低層級。

於二零二一年十二月三十一日,本集團的商譽為14,582,000港元(二零二零年: 15,743,000港元)來自收購意大利的業務。

現金產生單位的可收回款額基於使用價值計算釐定。該計算根據管理層所批准的五年期財政預算由外部估值師採用稅前現金流量預測進行計算。此後,推斷現金流量所採用的終端增長率不會超過現金產生單位經營所在國家的長期平均增長率。

就意大利的業務所產生的商譽進行減值測試

主要假設如下:

		2021 二零二一年	2020 二零二零年
該現金產生單位的可收回金額根據使用價值計算並超過其截至二零二一年十二月三十一日的賬面價值。稅前貼現率提高2.3%(二零二零年: 2.9%)將消除在意大利的業務的剩餘差額。			



Notes to the Consolidated Financial Statements

綜合財務報表附註

17 FINANCIAL ASSETS AT FAIR VALUE THROUGH PROFIT OR LOSS AND FINANCIAL ASSET AT FAIR VALUE THROUGH OTHER COMPREHENSIVE INCOME

(a) Financial assets at fair value through profit or loss

As at 31 December 2021, the Group's financial asset at FVPL represent an investment in an unlisted investment fund (2020: an unlisted investment fund and an unlisted equity investment) outside Hong Kong with following details:

		HK\$'000 千港元
Balance at 1 January 2021	於二零二一年一月一日之結餘	130,120
Fair value gains on revaluation recognised in profit or loss	於損益內確認的重估公平值收益	43,450
Disposal (note (ii))	出售 (附註(ii))	(53,371)
Exchange realignment	匯兌調整	4,070
Balance at 31 December 2021	於二零二一年十二月三十一日之結餘	124,269
Balance at 1 January 2020	於二零二零年一月一日之結餘	104,707
Addition (note (i))	添置 (附註(i))	22,495
Fair value losses on revaluation recognised in profit or loss	於損益內確認的重估公平值虧損	(5,241)
Exchange realignment	匯兌調整	8,159
Balance at 31 December 2020	於二零二零年十二月三十一日之結餘	130,120

The carrying amounts of the financial assets at FVPL is denominated in RMB.

17 按公平值計入損益之金融資產及按公平值計入其他全面收益之金融資產

(a) 按公平值計入損益之金融資產

於二零二一年十二月三十一日，本集團的按公平值計入損益之金融資產指香港境外非上市投資基金（二零二零年：非上市投資基金及非上市股本投資）之投資如下：

按公平值計入損益之金融資產的賬面值以人民幣計值。

Notes to the Consolidated Financial Statements

綜合財務報表附註



17 FINANCIAL ASSETS AT FAIR VALUE THROUGH PROFIT OR LOSS AND FINANCIAL ASSET AT FAIR VALUE THROUGH OTHER COMPREHENSIVE INCOME (continued)

(a) Financial assets at fair value through profit or loss (continued)

Note:

- (i) On 4 December 2019, Wonder Pax Technology (Shenzhen) Co. Ltd (“Wonder Pax”), an indirect wholly owned subsidiary of the Company and two other independent third party investors entered into an investment agreement (“Investment Agreement”) with Hi Sun Technology (China) Limited (“Hi Sun”), Mega Hunt Microelectronics (Beijing) Limited (“Megahunt”), Mega Hunt Microelectronics Limited (“Megahunt HK”) and certain management team members of Hi Sun and its subsidiaries pursuant to which, among other things, Wonder Pax has conditionally agreed to subscribe for approximately 3.64% of the enlarged registered capital of Megahunt with an exit option at a consideration of RMB20,000,000 (equivalent to approximately HK\$22,495,000) (the “Investment”). The exit option is exercisable by Wonder Pax under certain circumstances on or before 31 December 2025. Wonder Pax shall have the right to request the parent company of Megahunt to repurchase all or some of the then registered capital at an original investment cost plus 8% interest per annum. The Investment was completed on 30 March 2020. The Investment was a related party transaction under applicable accounting standards and a connected transaction as defined in Chapter 14A of the Listing Rules. The Company has complied with all applicable requirements in accordance with Chapter 14A of the Listing Rules in respect of the transaction. For details of the Investment Agreement and the transactions contemplated thereunder, please refer to the Company’s announcement dated 4 December 2019.

17 按公平值計入損益之金融資產及按公平值計入其他全面收益之金融資產 (續)

(a) 按公平值計入損益之金融資產 (續)

附註：

- (i) 於二零一九年十二月四日，萬達百匯科技(深圳)有限公司(「萬達百匯」)(本公司之間接全資附屬公司)與兩家獨立第三方投資者連同高陽科技(中國)有限公司(「高陽」)、兆訊恒達微電子技術(北京)有限公司(「兆訊恒達」)、兆訊微電子有限公司(「兆訊香港」)與高陽及其附屬公司之管理層成員訂立投資協議(「投資協議」)，據此(其中包括)萬達百匯有條件同意(具退出選擇權)認購兆訊恒達經擴大後之註冊資本的約3.64%，代價為20,000,000人民幣(相當於約22,495,000港元)(「投資」)。萬達百匯在某些情況下可以於二零二五年十二月三十一或之前行使退出期權。萬達百匯有權要求兆訊恒達的母公司以原始投資成本加8%的年利息回購當時全部或部分註冊資本。該投資於二零二零年三月三十日完成。該投資為適用會計準則下的關聯方交易及上市規則第14A章所界定的關連交易。本公司已就該交易遵守上市規則第14A章適用的規定。有關投資協議及其項下相關交易的詳情，請參閱本公司日期為二零一九年十二月四日的公告。



Notes to the Consolidated Financial Statements

綜合財務報表附註

17 FINANCIAL ASSETS AT FAIR VALUE THROUGH PROFIT OR LOSS AND FINANCIAL ASSET AT FAIR VALUE THROUGH OTHER COMPREHENSIVE INCOME (continued)

(a) Financial assets at fair value through profit or loss (continued)

Note: (continued)

- (ii) On 15 December 2021, Wonder Pax, Megahunt and an independent third party (the "Purchaser") entered into a share transfer agreement, pursuant to which, Wonder Pax agreed to dispose of its entire 3.64% equity interest in Megahunt to the Purchaser at a consideration of approximately RMB43,637,000 (equivalent to approximately HK\$53,371,000) (the "Disposal"). A fair value gain of HK\$26,480,000 (2020: HK\$1,889,000) was recognised in the consolidated income statement during the year ended 31 December 2021 (Note 5). After the completion of the Disposal on 28 December 2021, Wonder Pax no longer held any equity interest in Megahunt.

On 15 December 2021, Wonder Pax also received a notice of transfer from Megahunt HK in respect of Megahunt HK's intention to transfer an aggregate of approximately 20% equity interest in Megahunt (the "Relevant Interest") to certain transferees (the "Transfer"). Pursuant to the Investment Agreement, the Transfer is subject to the right of first refusal where Wonder Pax shall be entitled to purchase the Relevant Interest (or any part thereof) on the same terms and conditions as offered by Megahunt HK to the transferees (the "Right of First Refusal"). Wonder Pax decided not to exercise the Right of First Refusal. The non-exercise of the Right of First Refusal was a connected transaction as defined in Chapter 14A of the Listing Rules. The Company has complied with all applicable requirements in accordance with Chapter 14A of the Listing Rules in respect of the non-exercise of the Right of First Refusal.

For details of the Disposal and the non-exercise of the Right of First Refusal, please refer to the Company's announcement dated 15 December 2021 and the section headed "Connected Transactions" in the Report of the Directors.

17 按公平值計入損益之金融資產及按公平值計入其他全面收益之金融資產 (續)

(a) 按公平值計入損益之金融資產 (續)

附註：(續)

- (ii) 於二零二一年十二月十五日，萬達百匯、兆訊恒達與一名獨立第三方（「買方」）訂立股份轉讓協議，據此，萬達百匯同意以約人民幣43,637,000（相當於約53,371,000港元）的代價向買方出售其於兆訊恒達的全部3.64%股權（「出售事項」）。截至二零二一年十二月三十一日止年度，26,480,000港元（二零二零年：1,889,000）的公平值收益已於綜合收益表確認（附註5）。於二零二一年十二月二十八日完成出售后，萬達百匯不再持有兆訊恒達任何股權。

於二零二一年十二月十五日，萬達百匯亦收到兆訊香港就兆訊香港擬向若干承讓人轉讓兆訊恒達合共約20%股權（「有關權益」）發出的轉讓通知（「該轉讓」）。根據投資協議，該轉讓受優先購買權規限，其中萬達百匯有權按兆訊香港提供予承讓人的相同條款及條件購買有關權益（或其任何部分）（「優先購買權」）。萬達百匯決定不行使該優先購買權。不行使該優先購買權為上市規則第14A章所界定的關連交易。本公司已就該不行使該優先購買權遵守上市規則第14A章適用的規定。

有關出售事項及不行使優先購買權的詳情，請參閱本公司日期為二零二一年十二月十五日的公告及董事會報告中「關連交易」一節。

Notes to the Consolidated Financial Statements

綜合財務報表附註



17 FINANCIAL ASSETS AT FAIR VALUE THROUGH PROFIT OR LOSS AND FINANCIAL ASSET AT FAIR VALUE THROUGH OTHER COMPREHENSIVE INCOME (continued)

(b) Financial asset at fair value through other comprehensive income

As at 31 December 2021 and 2020, the Group's financial asset at FVOCI represents an investment in an unlisted equity investment outside Hong Kong which is not held for trading, and which the Group has irrevocably elected at initial recognition to recognise in this category. This is a strategic investment and the Group considers this classification more relevant.

		HK\$'000 千港元
Balance at 1 January 2021	於二零二一年一月一日之結餘	2,467
Fair value gain on revaluation recognised in other comprehensive income	於其他全面收益中確認的重估公平值收益	360
Balance at 31 December 2021	於二零二一年十二月三十一日之結餘	2,827
Balance at 1 January 2020	於二零二零年一月一日之結餘	10,433
Fair value loss on revaluation recognised in other comprehensive income	於其他全面收益中確認的重估公平值虧損	(7,966)
Balance at 31 December 2020	於二零二零年十二月三十一日之結餘	2,467

The carrying amount of the financial asset at FVOCI is denominated in EUR.

On disposal of this equity investment, any related balance within the FVOCI reserve is reclassified to retained earnings.

17 按公平值計入損益之金融資產及按公平值計入其他全面收益之金融資產 (續)

(b) 按公平值計入其他全面收益之金融資產

於二零二一年及二零二零年十二月三十一日，本集團按公平值計入其他全面收益之金融資產指香港境外並非持作買賣且本集團不可撤回地選擇於該類別初步確認的非上市權益投資之投資。其為一項策略性投資且本集團認為是項分類更為貼切。

HK\$'000
千港元

於二零二一年一月一日之結餘 2,467

於其他全面收益中確認的重估公平值收益 360

於二零二一年十二月三十一日之結餘 2,827

於二零二零年一月一日之結餘 10,433

於其他全面收益中確認的重估公平值虧損 (7,966)

於二零二零年十二月三十一日之結餘 2,467

按公平值計入其他全面收益之金融資產的賬面值以歐元計值。

在出售此股權投資時，任何關於按公平值計入其他全面收益之金融資產儲備的餘額均重新分類為保留盈利。

Notes to the Consolidated Financial Statements

綜合財務報表附註

18 SUBSIDIARIES

The following is a list of principal subsidiaries as at 31 December 2021 and 2020:

Name 名稱	Place of incorporation/ establishment and type of legal entity 註冊成立地點/設立及 法定實體類別	Principal activities and place of operation 主要業務及營業地點	Particulars of issued and paid up/registered capital 已發行及繳足股本/ 註冊資本詳情	Interest held 所持權益	
				2021 二零二一年	2020 二零二零年
Pax Technology Limited 百富科技有限公司	Hong Kong, limited liability company 香港, 有限公司	Sales of E-payment Terminals products and provision of related services in Hong Kong 在香港銷售電子支付終端產品及 提供相關服務	HK\$113,125,000 113,125,000港元	100%	100%
Pax Computer Technology (Shenzhen) Co., Ltd. (*) 百富計算機技術(深圳) 有限公司	The PRC, limited liability company [#] 中國, 有限公司 [#]	Development and sales of E-payment Terminals products and provision of related services in the PRC 在中國研發及銷售電子支付終端產品及 提供相關服務	HK\$380,000,000 380,000,000港元	100%	100%
Wonder Pax Technology (Shenzhen) Co., Ltd. (*) 萬達百滙科技(深圳) 有限公司	The PRC, limited liability company [#] 中國, 有限公司 [#]	Development of software and hardware of E-payment Terminals products and provision of related services in PRC 在中國研發電子支付終端產品的軟件及 硬件及提供相關服務	HK\$20,000,000 20,000,000港元	100%	100%
Pax Technology, Inc.	The US, limited liability company 美國, 有限公司	Sales of E-payment Terminals products in the US 在美國銷售電子支付終端產品	US\$1,000 1,000美元	100%	100%
Pax Italia S.r.l.	Italy, limited liability company 意大利, 有限公司	Development and customising software systems and sales of E-payment Terminals products in Italy 在意大利開發及個人化軟件系統及 銷售電子支付終端產品	EUR100,000 100,000歐元	70%	70%
CSC Italia S.r.l. (Note (a))	Italy, limited liability company 意大利, 有限公司	Provision of software systems and E-payment Terminals maintenance and installation services in Italy 在意大利提供軟件系統及 電子支付終端的維護及安裝服務	EUR100,000 100,000歐元	95%	60%
Kwang Woo Information & Communication Co., Ltd. ("Kwang Woo")	Korea, limited liability company 韓國, 有限公司	Development, manufacturing and sales of E-payment Terminals products in Korea 在韓國研發、生產及銷售電子支付 終端產品	Korean Won ("WON") 4,238,000,000 4,238,000,000韓圓	87%	87%
Pax Pos Solutions India Private Limited	India, limited liability company 印度, 有限公司	Sales of E-payment Terminals products in India 在印度銷售電子支付終端產品	Indian Rupee ("INR") 32,500,000 32,500,000印度盧比	100%	100%
Pax Japan Kabushiki Kaisha Pax Japan株式会社	Japan, limited liability company 日本, 有限公司	Sales of E-payment Terminals products in Japan 在日本銷售電子支付終端產品	Japanese Yen ("JPY") 50,000,000 50,000,000日元	100%	100%
Shanghai New Kashuo Information Technology Company Limited (*) (Note (b)) 上海新卡說信息技術有限公司 (附註(b))	The PRC, limited liability company [#] 中國, 有限公司 [#]	Inactive 暫無營業	RMB30,000,000 30,000,000人民幣	51%	51%

* The English names of Pax Computer Shenzhen, Wonder Pax and Shanghai New Kashuo Information Technology Limited ("Shanghai Kashuo") represent the best effort by the management of the Group in translating their Chinese names as they do not have official English names.

Registered as wholly foreign owned enterprises.

^ Registered as limited liability company (domestic and foreign joint venture).

18 附屬公司

於二零二一年及二零二零年十二月三十一日, 主要附屬公司名單如下:

所持權益
2021
二零二一年

2020
二零二零年

* 由於百富計算機深圳, 萬達百滙及上海新卡說信息技術有限公司(「上海卡說」)並無正式的英文名稱, 故其英文名稱是由本集團管理層致力從中文名稱翻譯過來。

註冊為外商獨資企業。

^ 註冊為有限責任公司(國內外合資企業)。

Notes to the Consolidated Financial Statements

綜合財務報表附註



18 SUBSIDIARIES (continued)

The non-controlling interests in respect of Pax Italia S.r.l., Shanghai Kashuo, CSC Italia S.r.l. and Kwang Woo are not material.

Notes:

- (a) During the year ended 31 December 2021, the Group increased its shareholding in CSC Italia S.r.l. from 60% to 95% with a consideration of approximately EUR794,000 (equivalent to approximately HK\$7,223,000). The Group recognised the decrease in non-controlling interests of HK\$3,431,000 and other reserves of HK\$3,792,000.
- (b) In July 2018, a court of competent jurisdiction in Shanghai rendered a civil ruling in acceptance of Shanghai Kashuo's application for bankruptcy liquidation in accordance with the Enterprise Bankruptcy Law of the People's Republic of China. A qualified PRC law firm has been appointed to follow up with the voluntary winding-up of Shanghai Kashuo in accordance with the laws of the PRC. As at 31 December 2021, the liquidation process of Shanghai Kashuo was still underway.

19 INVESTMENTS ACCOUNTED FOR USING THE EQUITY METHOD

As at 31 December 2021, the Group's investments accounted for using the equity method represent the investments in Shanghai Coshine Software Company Ltd. ("Shanghai Coshine") and CPayond GmbH (formerly known as C2P Convenient to Payments GmbH) ("CPayond") (2020: Shanghai Coshine, CPayond and Niche Global Fintech Corporation Limited ("Niche Global")). They have share capital consisting solely of ordinary shares, which are held directly by the Group. The country of incorporation or registration is also their principal place of business, and the proportion of ownership interest is the same as the proportion of voting rights held.

Name 名稱	Place of incorporation/ establishment and type of legal entity 註冊成立/設立地點及 法定實體類別	Particular of registered capital 註冊資本詳情	Nature of relationship 關係性質	Effective Interest held 實際所持權益		Measurement method 計量方法
				2021 二零二一年	2020 二零二零年	
Shanghai Coshine 上海開先	The PRC, limited liability company 中國, 有限公司	RMB13,326,190 13,326,190人民幣	Associated company 聯營公司	20%	20%	Equity method 權益法
CPayond CPayond	Germany, limited liability company 德國, 有限公司	EUR25,000 25,000歐元	Joint venture 合營公司	50%	50%	Equity method 權益法
Niche Global (note (i)) Niche Global (附註(i))	Hong Kong, limited liability company 香港, 有限公司	EUR3,000,000 3,000,000歐元	Joint venture 合營公司	-	50%	Equity method 權益法

18 附屬公司 (續)

有關Pax Italia S.r.l.、上海卡說、CSC Italia S.r.l.及Kwang Woo的非控股權益並不重大。

附註：

- (a) 於截至二零二一年十二月三十一日止年度，本集團以約歐元794,000（相當於約7,223,000港元）的代價增加所持有CSC Italia S.r.l.的股權由60%至95%。本集團確認非控股權益減少3,431,000港元及其他儲備減少3,792,000港元。
- (b) 於二零一八年七月，上海一所擁有適當管轄權的法院根據《中華人民共和國企業破產法》作出了民事裁定，接受上海卡說的破產清算申請。一間合資格中國律師事務所已獲委任根據中國的法律跟進上海卡說的自願清盤。於二零二一年十二月三十一日，上海卡說的清算程序正在進行中。

19 按權益法入賬之投資

於二零二一年十二月三十一日，本集團以權益法入賬的投資為對上海開先軟件有限公司（「上海開先」）及CPayond GmbH（原名為C2P Convenient to Payments GmbH）（「CPayond」）（二零二零年：上海開先、CPayond及Niche Global Fintech Corporation Limited（「Niche Global」））之投資。他們的股本僅由普通股組成，由集團直接持有。公司成立或註冊的國家也是其主要營業地點，所有權益的比例與所擁有的投票權的比例相同。



Notes to the Consolidated Financial Statements

綜合財務報表附註

19 INVESTMENTS ACCOUNTED FOR USING THE EQUITY METHOD (continued)

19 按權益法入賬之投資 (續)

		As at 31 December	
		於十二月三十一日	
		2021	2020
		二零二一年	二零二零年
		HK\$'000	HK\$'000
		千港元	千港元
Carrying amount of individually immaterial associated company	個別不重大聯營公司的賬面值	14,114	15,529
Carrying amount of individually immaterial joint ventures (note (ii))	個別不重大合營公司的賬面值 (附註(ii))	6,466	6,173
		20,580	21,702
The Group's share of results recognised in the consolidated income statement:	本集團於綜合收益表確認之應佔業績：		
– individually immaterial associated company	– 一個別不重大聯營公司	(1,802)	(1,423)
– individually immaterial joint ventures	– 一個別不重大合營公司	5,256	(4,623)
		3,454	(6,046)

Notes:

- (i) The Group has disposed of its 50% equity interest in Niche Global for a cash consideration of EUR1,500,000 (approximately HK\$13,861,000) on 25 March 2021. A gain on disposal of HK\$7,009,000 was recognised in the consolidated income statement during the year ended 31 December 2021 (Note 5).
- (ii) As at 31 December 2020, the Group's share of loss of CPayond exceeded its interest in the equity of CPayond. The accumulated unrecognised share of loss of the interest in CPayond was HK\$1,405,000.

There are no contingent liabilities and commitments to provide funding relating to the Group's interests in Shanghai Coshine and CPayond. The Group's interests in Shanghai Coshine and CPayond are not material.

Shanghai Coshine and CPayond are private companies and there is no quoted market price available for their shares.

附註:

- (i) 本集團已於二零二一年三月二十五日以1,500,000歐元(約為13,861,000港元)的現金代價出售其Niche Global的50%股權。截至二零二一年十二月三十一日止年度,出售7,009,000港元的收益已於綜合收益表確認(附註5)。
- (ii) 於二零二零年十二月三十一日,本集團分佔CPayond之虧損超過其於CPayond股權之權益。未確認之分佔CPayond權益虧損為1,405,000港元。

概無有關本集團於上海開先及CPayond之權益之或然負債及承諾提供資金。本集團於上海開先及CPayond的權益並不重大。

上海開先及CPayond為私人公司,其股份並無公開市場報價。

Notes to the Consolidated Financial Statements

綜合財務報表附註



20 INVENTORIES

20 存貨

		As at 31 December	
		於十二月三十一日	
		2021	2020
		二零二一年	二零二零年
		HK\$'000	HK\$'000
		千港元	千港元
Raw materials	原材料	579,219	365,426
Work in progress	在製品	432,060	377,709
Finished goods	製成品	1,060,006	886,766
		2,071,285	1,629,901

The cost of inventories amounted to HK\$4,244,556,000 (2020: HK\$3,060,546,000) and the provision for obsolete inventories amounted to HK\$15,928,000 (2020: HK\$166,816,000) were included in cost of sales during the year ended 31 December 2021.

截至二零二一年十二月三十一日止年度，存貨成本4,244,556,000港元（二零二零年：3,060,546,000港元）及陳舊存貨撥備15,928,000港元（二零二零年：166,816,000港元）已包括在銷售成本。



Notes to the Consolidated Financial Statements

綜合財務報表附註

21 TRADE AND BILLS RECEIVABLES AND OTHER FINANCIAL ASSETS AT AMORTISED COST

21 應收賬款及應收票據及按攤銷成本列賬之其他金融資產

		As at 31 December 於十二月三十一日	
		2021 二零二一年 HK\$'000 千港元	2020 二零二零年 HK\$'000 千港元
Trade receivables (note (a))	應收賬款(附註(a))	2,212,587	1,519,053
Amounts due from related parties (note (a), Note 33(b))	應收關聯方款項(附註(a)、附註33(b))	1,509	13,455
Less: provision for impairment of trade receivables (note (c))	減：應收賬款減值撥備(附註(c))	(138,148)	(115,315)
Trade receivables, net	應收賬款—淨額	2,075,948	1,417,193
Bills receivables (note (b))	應收票據(附註(b))	6,029	17,060
Trade and bills receivables	應收賬款及應收票據	2,081,977	1,434,253
Other financial assets at amortised cost	按攤銷成本列賬之其他金融資產	18,609	22,087
		2,100,586	1,456,340

The carrying amounts of the Group's trade and bills receivables and other financial assets at amortised cost are denominated in the following currencies:

本集團的應收賬款及應收票據及按攤銷成本列賬之其他金融資產的賬面值以下列貨幣計值：

		As at 31 December 於十二月三十一日	
		2021 二零二一年 HK\$'000 千港元	2020 二零二零年 HK\$'000 千港元
US\$	美元	1,562,507	836,187
RMB	人民幣	299,989	323,501
INR	盧比	97,547	189,066
EUR	歐元	95,725	73,268
HK\$	港元	8,200	7,482
Others	其他	36,618	26,836
		2,100,586	1,456,340

The fair values of trade and bills receivables and other financial assets at amortised cost approximate their carrying values as at 31 December 2021 and 2020.

於二零二一年及二零二零年十二月三十一日，應收賬款及應收票據及按攤銷成本列賬之其他金融資產的公平值與其賬面值相若。

Notes to the Consolidated Financial Statements

綜合財務報表附註



21 TRADE AND BILLS RECEIVABLES AND OTHER FINANCIAL ASSETS AT AMORTISED COST (continued)

(a) Trade receivables

The Group's credit terms to trade debtors range generally from 0 to 180 days. However, credit terms of more than 180 days may be granted to customers on a case-by-case basis upon negotiation. As at 31 December 2021 and 2020, the ageing analysis of the trade receivables and amounts due from related parties based on invoice date is as follows:

Up to 90 days	90日以內
91 to 180 days	91至180日
181 to 365 days	181至365日
Over 365 days	365日以上

As at 31 December 2021, trade receivables included retention money receivables of HK\$29,819,000 (2020: HK\$49,330,000), which represents approximately 2% to 5% (2020: same) of the relevant contract sum granted to certain number of the customers in the PRC that has a retention period of three to five years (2020: same). As at 31 December 2021, retention money receivables aged over 365 days amounted to HK\$28,204,000 (2020: HK\$43,917,000).

The Group's sales are made to several major customers and there is concentration of credit risks. Sales of goods and services to the top five customers constituted approximately 47.5% (2020: 49.7%) of the Group's revenue for the year ended 31 December 2021. They accounted for approximately 49.9% (2020: 30.7%) of the gross trade receivable balances as at 31 December 2021.

21 應收賬款及應收票據及按攤銷成本列賬之其他金融資產 (續)

(a) 應收賬款

本集團給予貿易債務人的信貸期由0至180日不等。然而，經磋商後可按個別情況向客戶授出超過180日的信貸期。於二零二一年及二零二零年十二月三十一日，應收賬款及應收關聯方款項按發票日期的賬齡分析如下：

As at 31 December		於十二月三十一日	
		2021	2020
		二零二一年	二零二零年
		HK\$'000	HK\$'000
		千港元	千港元
Up to 90 days	90日以內	1,501,337	1,198,429
91 to 180 days	91至180日	495,945	94,348
181 to 365 days	181至365日	47,562	45,772
Over 365 days	365日以上	169,252	193,959
		2,214,096	1,532,508

於二零二一年十二月三十一日，應收賬款包括應收預扣金額29,819,000港元（二零二零年：49,330,000港元），佔授予中國若干客戶的相關合同總額約2%至5%（二零二零年：同上），而預扣期則為三至五年（二零二零年：同上）。於二零二一年十二月三十一日，應收預扣金額賬齡超過365日的總額為28,204,000港元（二零二零年：43,917,000港元）。

本集團的銷售乃向數名主要客戶作出且有信貸集中風險。截至二零二一年十二月三十一日止年度，對五大客戶銷售的貨品及提供的服務佔本集團收入約47.5%（二零二零年：49.7%），而佔於二零二一年十二月三十一日的應收賬款結餘總額約49.9%（二零二零年：30.7%）。



Notes to the Consolidated Financial Statements

綜合財務報表附註

21 TRADE AND BILLS RECEIVABLES AND OTHER FINANCIAL ASSETS AT AMORTISED COST (continued)

(b) Bills receivables

The balance represents bank acceptance notes with maturity periods within six months.

The maturity profile of the bills receivables of the Group is as follows:

		As at 31 December 於十二月三十一日	
		2021 二零二一年 HK\$'000 千港元	2020 二零二零年 HK\$'000 千港元
Up to 90 days	90日以內	4,398	527
91 to 180 days	91至180日	1,631	16,533
		6,029	17,060

(c) Provision for impairment of trade receivables

The movement on the provision for impairment of trade receivables is as follows:

		Year ended 31 December 截至十二月三十一日 止年度	
		2021 二零二一年 HK\$'000 千港元	2020 二零二零年 HK\$'000 千港元
At beginning of the year	於年初	115,315	93,574
Provision for impairment losses for the year (Note 7)	年內減值虧損撥備 (附註7)	24,472	65,142
Reversal of provision (Note 7)	撥備撥回 (附註7)	(2,892)	(59)
Written off	撇銷	-	(46,664)
Exchange realignment	匯兌調整	1,253	3,322
At end of the year	於年末	138,148	115,315

21 應收賬款及應收票據及按攤銷成本列賬之其他金融資產 (續)

(b) 應收票據

該結餘指到期期間為六個月以內的銀行承兌票據。

本集團應收票據的到期情況如下：

(c) 應收賬款減值撥備

應收賬款減值撥備變動如下：

Notes to the Consolidated Financial Statements

綜合財務報表附註



21 TRADE AND BILLS RECEIVABLES AND OTHER FINANCIAL ASSETS AT AMORTISED COST (continued)

(c) Provision for impairment of trade receivables (continued)

Based on the assessment of the expected credit losses (refer to Note 3.1(b)), the Group has made a provision for impairment of trade receivables of HK\$24,472,000 during the year ended 31 December 2021 (2020: HK\$65,142,000).

The maximum exposure to credit risk at the reporting date is the carrying values of each class of receivables mentioned above. The Group did not hold any collateral as security for these receivables as at 31 December 2021 (2020: same).

21 應收賬款及應收票據及按攤銷成本列賬之其他金融資產 (續)

(c) 應收賬款減值撥備 (續)

本集團評估預期信貸虧損後(參考附註3.1(b))，就截至二零二一年十二月三十一日止年度作出應收賬款減值撥備24,472,000港元(二零二零年：65,142,000港元)。

於報告日期面臨的最大信貸風險為上述各類應收款項的賬面值。於二零二一年十二月三十一日，本集團並無就該等應收款項持有任何抵押品(二零二零年：同上)。

22 OTHER ASSETS

22 其他資產

		As at 31 December 於十二月三十一日	
		2021 二零二一年	2020 二零二零年
		HK\$'000 千港元	HK\$'000 千港元
Current portion	流動部分		
Prepayments	預付款項	24,403	14,003
Others	其他	38,787	33,704
		63,190	47,707
Non-current portion	非流動部分		
Others	其他	4,967	4,966
		4,967	4,966



Notes to the Consolidated Financial Statements

綜合財務報表附註

23 RESTRICTED CASH

23 受限制現金

		As at 31 December 於十二月三十一日	
		2021 二零二一年	2020 二零二零年
		HK\$'000 千港元	HK\$'000 千港元
Restricted bank deposits	受限制銀行存款	22,091	15,345

Restricted cash represents bank deposits of the Group which were mainly placed as securities for sales of goods to customers (2020: same).

As at 31 December 2021, the effective interest rate on restricted bank deposits was 4.21% (2020: 6.00%) per annum.

The carrying amounts of restricted cash were denominated in the following currencies:

受限制現金指本集團主要作為銷貨予客戶的保證金而存放的銀行存款(二零二零年：同上)。

於二零二一年十二月三十一日，受限制銀行存款的實際利率為每年4.21%（二零二零年：6.00%）。

受限制現金的賬面金額以下列貨幣計值：

		As at 31 December 於十二月三十一日	
		2021 二零二一年	2020 二零二零年
		HK\$'000 千港元	HK\$'000 千港元
INR	盧比	14,851	13,694
US\$	美元	4,095	–
RMB	人民幣	3,013	1,651
Others	其他	132	–
		22,091	15,345

24 SHORT-TERM BANK DEPOSITS

24 短期銀行存款

As at 31 December 2020, the short-term bank deposits of HK\$3,082,000 represented bank deposits of the Group with original maturities over three months which are denominated in INR. The effective interest rate on short-term bank deposits was 7.33% per annum. The Group has no short-term bank deposit as at 31 December 2021.

於二零二零年十二月三十一日，短期銀行存款3,082,000港元指本集團原定到期日超過三個月並以印度盧比計值的銀行存款。短期銀行存款的實際利率為每年7.33%。於二零二一年十二月三十一日，本集團並無短期銀行存款。

Notes to the Consolidated Financial Statements

綜合財務報表附註



25 CASH AND CASH EQUIVALENTS

25 現金及現金等價物

		As at 31 December 於十二月三十一日	
		2021 二零二一年	2020 二零二零年
		HK\$'000 千港元	HK\$'000 千港元
Cash and cash equivalents	現金及現金等價物	3,532,954	3,802,741

As at 31 December 2021, bank balances of the Group amounting to HK\$2,458,427,000 and HK\$42,136,000 (2020: HK\$2,531,066,000 and HK\$42,374,000) were deposited in bank accounts opened with banks in the PRC and India, respectively, where the remittance of funds is subject to foreign exchange control.

The carrying amounts of cash and cash equivalents were denominated in the following currencies:

於二零二一年十二月三十一日，本集團的銀行結餘分別為數2,458,427,000港元及42,136,000港元（二零二零年：2,531,066,000港元及42,374,000港元）存放在中國及印度境內銀行開立的銀行賬戶，而有關資金的付匯受到外匯管制。

現金及現金等價物的賬面值分別以下列貨幣計值：

		As at 31 December 於十二月三十一日	
		2021 二零二一年	2020 二零二零年
		HK\$'000 千港元	HK\$'000 千港元
RMB	人民幣	2,455,509	2,529,613
US\$	美元	741,970	884,286
HK\$	港元	200,190	223,603
EUR	歐元	84,944	111,167
INR	盧比	27,291	25,602
Others	其他	23,050	28,470
		3,532,954	3,802,741

The maximum exposure to credit risk of the Group as at 31 December 2021 were HK\$3,532,662,000 (2020: HK\$3,802,519,000).

於二零二一年十二月三十一日，本集團最大信貸風險為3,532,662,000港元（二零二零年：3,802,519,000港元）。



Notes to the Consolidated Financial Statements

綜合財務報表附註

26 SHARE CAPITAL AND SHARE OPTION

26 股本及購股權

(a) Issued and fully paid share capital of the Company

(a) 本公司已發行及繳足股本

		Number of ordinary shares	Ordinary shares of HK\$0.1 each 每股面值 0.1港元的 普通股
		普通股數目 Thousand shares 千股	HK\$'000 千港元
Issued and fully paid	已發行及繳足		
At 1 January 2020	於二零二零年一月一日	1,100,194	110,019
Shares repurchased and cancelled during the year (note)	於年內股份回購及註銷 (附註)	(20,283)	(2,028)
Employee share option scheme: – share options exercised	僱員購股權計劃： – 已行使購股權	12,926	1,293
At 31 December 2020 and 1 January 2021	於二零二零年十二月三十一日及 二零二一年一月一日	1,092,837	109,284
Shares repurchased and cancelled during the year (note)	於年內股份回購及註銷 (附註)	(9,561)	(956)
Employee share option scheme: – share options exercised	僱員購股權計劃： – 已行使購股權	9,698	970
At 31 December 2021	於二零二一年十二月三十一日	1,092,974	109,298

Note:

During the year ended 31 December 2021, the Company repurchased a total of 13,232,000 ordinary shares (2020: 20,283,000) on the Stock Exchange at approximately HK\$86,960,000 (2020: HK\$78,059,000), including the aggregate purchase consideration of HK\$86,631,000 (2020: HK\$77,745,000) and the related expenses of HK\$329,000 (2020: HK\$314,000). 9,561,000 shares (2020: 20,283,000 shares) of the repurchased shares have been cancelled during the year ended 31 December 2021. 3,671,000 shares repurchased during the year ended 31 December 2021 have been cancelled in January 2022.

附註：

於截至二零二一年十二月三十一日止年度，本公司以約86,960,000港元（二零二零年：78,059,000）在聯交所回購合共13,232,000股（二零二零年：20,283,000股）普通股，當中包括總代價約86,631,000港元（二零二零年：77,745,000港元）及其相關費用約329,000港元（二零二零年：314,000港元）。於截至二零二一年十二月三十一日止年度，回購股份中，9,561,000股（二零二零年：20,283,000股）已被註銷。截至二零二一年十二月三十一日止年度內所回購的3,671,000股已於二零二二年一月被註銷。

Notes to the Consolidated Financial Statements

綜合財務報表附註



26 SHARE CAPITAL AND SHARE OPTION (continued)

(a) Issued and fully paid share capital of the Company

(continued)

Note: (continued)

Details of the ordinary shares repurchased on the Stock Exchange during the year are as follows:

Date of Repurchase	購回日期	No. of shares repurchased 已購回股份 數目 Thousand shares 千股	Consideration per share 每股代價	
			Highest HK\$ 最高港元	Lowest HK\$ 最低港元
19 January 2021	二零二一年一月十九日	800	8.40	7.88
22 April 2021	二零二一年四月二十二日	800	8.87	8.63
8 July 2021	二零二一年七月八日	796	8.85	8.69
4 November 2021	二零二一年十一月四日	1,600	6.20	5.70
10 November 2021	二零二一年十一月十日	1,122	6.16	5.80
18 November 2021	二零二一年十一月十八日	1,500	6.66	6.47
24 November 2021	二零二一年十一月二十四日	1,466	6.55	6.37
1 December 2021	二零二一年十二月一日	1,477	6.36	6.10
9 December 2021	二零二一年十二月九日	1,650	6.07	5.92
17 December 2021	二零二一年十二月十七日	1,700	5.49	5.36
24 December 2021	二零二一年十二月二十四日	321	5.55	5.47
Total	總計	13,232		

(b) Share option of the Company

(i) Share option scheme

The Company operates a share option scheme approved by the shareholders on 2 May 2019 (the "Share Option Scheme") which will remain valid and effective for a period of 10 years from that date unless otherwise cancelled or amended.

The purpose of the Share Option Scheme is to reward eligible participants who have contributed or will contribute to the Group and to encourage eligible participants to work towards enhancing the value of the Company and its shares for the benefit of the Company and its shareholders as a whole.

On 2 May 2019, the Board of Directors of the Company approved the Share Option Scheme for the issuance of in aggregate no more than 7.5% in nominal amount of the total number of shares in issue on the date of adoption of the Share Option Scheme, representing 82,514,550 shares (subject to the terms of the Share Option Scheme and the relevant provisions under the Listing Rules).

26 股本及購股權 (續)

(a) 本公司已發行及繳足股本 (續)

附註：(續)

年內在聯交所回購的普通股詳情如下：

(b) 本公司購股權

(i) 購股權計劃

本公司運作一項由股東於二零一九年五月二日（「購股權計劃」）批准的購股權計劃，除非另行註銷或修訂，否則兩項計劃各自自該日期起計十年期內保持有效及具效力。

購股權計劃旨在回饋曾或將對本集團作出貢獻的員工，並鼓勵參與者為本公司及其股東的整體利益，努力提升本公司及其股份的價值。

於二零一九年五月二日，本公司董事會批准購股權計劃以發行本公司於購股權計劃的採納日期已發行股份總數的不超過7.5%，即82,514,550股（但須按照購股權計劃的條款及遵守上市規則的有關規定）。



Notes to the Consolidated Financial Statements

綜合財務報表附註

26 SHARE CAPITAL AND SHARE OPTION (continued)

26 股本及購股權 (續)

(b) Share option of the Company (continued)

(b) 本公司購股權 (續)

(ii) Share option movements under Share Option Scheme

(ii) 購股權計劃下的變動

Name	Date of grant	Exercise price	Number of share options held as at 1 January 2021 於二零二一年一月一日所持購股權數目	Granted during the year	Exercised during the year	Lapsed during the year	Number of share options held as at 31 December 2021 於二零二一年十二月三十一日所持購股權數目
姓名	授出日期	行使價 (HK\$) (港元)		年內授出	年內行使	年內失效	
Directors 董事 (In aggregate) (總計)	2 October 2019* 二零一九年十月二日*	3.57	23,000,000	-	-	-	23,000,000
Employees 僱員 (In aggregate) (總計)	2 October 2019* 二零一九年十月二日*	3.57	46,584,000	-	(9,698,000)	-	36,886,000
Total 總數			69,584,000	-	(9,698,000)	-	59,886,000

Name	Date of grant	Exercise price	Number of share options held as at 1 January 2020 於二零二零年一月一日所持購股權數目	Granted during the year	Exercised during the year	Lapsed during the year	Number of share options held as at 31 December 2020 於二零二零年十二月三十一日所持購股權數目
姓名	授出日期	行使價 (HK\$) (港元)		年內授出	年內行使	年內失效	
Directors 董事 (In aggregate) (總計)	2 October 2019* 二零一九年十月二日*	3.57	23,000,000	-	-	-	23,000,000
Employees 僱員 (In aggregate) (總計)	2 October 2019* 二零一九年十月二日*	3.57	59,510,000	-	(12,926,000)	-	46,584,000
Total 總數			82,510,000	-	(12,926,000)	-	69,584,000

* The share options will be vested to the grantees, among which 30% of the share options would be vested on the date of grant, a further 30% of the share options be vested on the first anniversary of the date of grant and the remaining 40% of the share options will be vested on the second anniversary of the date of grant. The exercise period of these share options shall be 5 years from the date of grant, subject to the aforesaid vesting period.

* 購股權歸屬承授人，當中30%購股權於授出日期歸屬，另外30%購股權將於授出日期一週年歸屬，其餘40%購股權將於授出日期兩週年歸屬。該等購股權的行使期為自授出日期起計五年，惟須受限於前述歸屬期。

Notes to the Consolidated Financial Statements

綜合財務報表附註

26 SHARE CAPITAL AND SHARE OPTION (continued)

(b) Share option of the Company (continued)

(iii) Share option movements

Movements in the number of share options outstanding and their related weighted average exercise prices are as follows:

		Year ended 31 December 截至十二月三十一日止年度			
		2021 二零二一年		2020 二零二零年	
		Average exercise price in HK\$ per share option 每購股權的 港元平均 行使價	Options (thousands) 購股權 (千份)	Average exercise price in HK\$ per share option 每購股權的 港元平均 行使價	Options (thousands) 購股權 (千份)
At 1 January	於一月一日	3.570	69,584	3.570	82,510
Granted	已授出	-	-	-	-
Exercised	已行使	3.570	(9,698)	3.570	(12,926)
Lapsed	已失效	-	-	-	-
At 31 December	於十二月三十一日	3.570	59,886	3.570	69,584

On 2 October 2019, 82,510,000 share options under the Share Option Scheme were granted to certain directors and employees at an exercise price of HK\$3.57 per share. These options shall expire on 1 October 2024. During the year ended 31 December 2021, no share option was granted, cancelled or lapsed, and a total of 9,698,000 share options (2020: 12,926,000 share options) were exercised.

於二零一九年十月二日，於購股權計劃項下82,510,000份購股權以行使價每股3.57港元授予若干董事及僱員。該等購股權於二零二四年十月一日到期。截至二零二一年十二月三十一日止年度，並無任何購股權獲授出、註銷或失效，且合共9,698,000份購股權（二零二零年：12,926,000份購股權）已獲行使。

26 股本及購股權 (續)

(b) 本公司購股權 (續)

(iii) 購股權的變動

尚未行使的購股權數目及其相關加權平均行權價格變動如下：

		Year ended 31 December 截至十二月三十一日止年度	
		2021 二零二一年	2020 二零二零年
		Average exercise price in HK\$ per share option 每購股權的 港元平均 行使價	Options (thousands) 購股權 (千份)

		2020 二零二零年	
		Average exercise price in HK\$ per share option 每購股權的 港元平均 行使價	Options (thousands) 購股權 (千份)

At 1 January	於一月一日	3.570	69,584
Granted	已授出	-	-
Exercised	已行使	3.570	(9,698)
Lapsed	已失效	-	-
At 31 December	於十二月三十一日	3.570	59,886

於二零一九年十月二日，於購股權計劃項下82,510,000份購股權以行使價每股3.57港元授予若干董事及僱員。該等購股權於二零二四年十月一日到期。截至二零二一年十二月三十一日止年度，並無任何購股權獲授出、註銷或失效，且合共9,698,000份購股權（二零二零年：12,926,000份購股權）已獲行使。

Notes to the Consolidated Financial Statements

綜合財務報表附註

26 SHARE CAPITAL AND SHARE OPTION (continued)

(b) Share option of the Company (continued)

(iii) Share option movements (continued)

During the year ended 31 December 2021, share-based payment expense of HK\$13,668,000 (2020: HK\$38,805,000) (Note 10) was recognised in the consolidated income statement and was credited in equity. The weighted average share price immediately before the share options exercise dates was HK\$8.90 per share (2020: HK\$5.98). As at 31 December 2021, out of 59,886,000 (2020: 69,584,000) outstanding options, 59,886,000 (2020: 36,580,000) options were exercisable.

26 股本及購股權 (續)

(b) 本公司購股權 (續)

(iii) 購股權的變動 (續)

於截至二零二一年十二月三十一日止年度，於綜合收益表確認股份支付費用為13,668,000港元(二零二零年：38,805,000港元)(附註10)及同樣數額已計入股權。緊接購股權行使日期前的加權平均股價為每股8.90港元(二零二零年：5.98港元)。於二零二一年十二月三十一日，59,886,000份(二零二零年：69,584,000份)尚未行使購股權中，可行使購股權為59,886,000份(二零二零年：36,580,000份)。

27 RESERVES

27 儲備

		Share premium	Treasury shares	Capital reserve	Share option reserve	Employment benefit reserve	Financial asset at fair value through other comprehensive income reserve	Other reserves	Exchange reserve	Retained earnings	Total
		股份溢價	庫存股	資本儲備	購股權儲備	福利儲備	按公平值計入其他全面收益之金融資產儲備	其他儲備	外匯儲備	保留盈利	總計
		HK\$'000	HK\$'000	HK\$'000	HK\$'000	HK\$'000	HK\$'000	HK\$'000	HK\$'000	HK\$'000	HK\$'000
		千港元	千港元	千港元	千港元	千港元	千港元	千港元	千港元	千港元	千港元
				(note (i)) (附註(i))						(note (ii)) (附註(ii))	
For the year ended 31 December 2021	截至二零二一年十二月三十一日止年度										
Balance at 1 January 2021	於二零二一年一月一日之結餘	1,243,352	—	(414,978)	158,664	(355)	(18,028)	1,341	37,962	4,484,700	5,492,658
Comprehensive income	全面收益										
Profit for the year	年內溢利	—	—	—	—	—	—	—	—	1,083,774	1,083,774
Other comprehensive income	其他全面收益										
Exchange differences arising on translation of the financial statements of foreign subsidiaries	換算海外附屬公司財務報表產生的匯兌差額	—	—	—	—	—	—	—	84,808	—	84,808
Change in value of a financial asset at FVOCI	按公平值計入其他全面收益的金融資產之價值改變	—	—	—	—	—	360	—	—	—	360
Remeasurement of post-employment benefit obligation	離職後福利債務重新計量	—	—	—	—	287	—	—	—	—	287
Total comprehensive income for the year	年度全面收益總額	—	—	—	—	287	360	—	84,808	1,083,774	1,169,229
Transactions with owners	與擁有人的交易										
Repurchase of the Company's shares	回購本公司的股份	(85,637)	(367)	—	—	—	—	—	—	—	(86,004)
Dividends to the shareholders of the Company	已給公司股東之股息	—	—	—	—	—	—	—	—	(241,580)	(241,580)
Share option scheme	購股權計劃										
– value of services provided (Note 10)	– 已提供服務的價值 (附註10)	—	—	—	13,668	—	—	—	—	—	13,668
– share options exercised	– 已行使購股權	33,652	—	—	—	—	—	—	—	—	33,652
Acquisition of non-controlling interests of a subsidiary	收購附屬公司的非控股權益	—	—	—	—	—	—	(3,792)	—	—	(3,792)
Total transactions with owners	與擁有人的交易總額	(51,985)	(367)	—	13,668	—	—	(3,792)	—	(241,580)	(284,056)
Balance at 31 December 2021	於二零二一年十二月三十一日之結餘	1,191,367	(367)	(414,978)	172,332	(68)	(17,668)	(2,451)	122,770	5,326,894	6,377,831

Notes to the Consolidated Financial Statements

綜合財務報表附註



27 RESERVES (continued)

27 儲備 (續)

	Share premium	Capital reserve	Share option reserve	Employment benefit reserve	Financial asset at fair value through other comprehensive income reserve	Other reserves	Exchange reserve	Retained earnings	Total
	股份溢價	資本儲備	購股權儲備	福利儲備	在職全面收益之金融資產儲備	其他儲備	外匯儲備	保留盈利	總計
	HK\$'000	HK\$'000	HK\$'000	HK\$'000	HK\$'000	HK\$'000	HK\$'000	HK\$'000	HK\$'000
	千港元	千港元	千港元	千港元	千港元	千港元	千港元	千港元	千港元
		(note (i))			(note (ii))			(note (iii))	
		(附註(i))			(附註(ii))			(附註(iii))	
For the year ended 31 December 2020	截至二零二零年十二月三十一日止年度								
Balance at 1 January 2020	1,274,530	(414,978)	119,859	(406)	(10,062)	1,341	(149,028)	3,834,670	4,655,926
Comprehensive income	全面收益								
Profit for the year	-	-	-	-	-	-	-	900,123	900,123
Other comprehensive income/(loss)	其他全面收益/(虧損)								
Exchange differences arising on translation of the financial statements of foreign subsidiaries	-	-	-	-	-	-	187,746	-	187,746
Release of exchange reserves upon disposal of a subsidiary	-	-	-	-	-	-	(756)	-	(756)
Change in value of financial asset at FVOCI	-	-	-	-	(7,966)	-	-	-	(7,966)
Remeasurement of post-employment benefit obligation	-	-	-	51	-	-	-	-	51
Total comprehensive income/(loss) for the year	年度全面收益/(虧損) 總額								
	-	-	-	51	(7,966)	-	186,990	900,123	1,079,198
Transactions with owners	與持有人的交易								
Repurchase of the Company's shares	(76,031)	-	-	-	-	-	-	-	(76,031)
Dividends to the shareholders of the Company	-	-	-	-	-	-	-	(250,093)	(250,093)
Share option scheme	購股權計劃								
- value of services provided (Note 10)	-	-	38,805	-	-	-	-	-	38,805
- share options exercised	44,853	-	-	-	-	-	-	-	44,853
Total transactions with owners	與持有人的交易總額								
	(31,178)	-	38,805	-	-	-	-	(250,093)	(242,466)
Balance at 31 December 2020	1,243,352	(414,978)	158,664	(355)	(18,028)	1,341	37,962	4,484,700	5,492,658

Notes:

(i) Capital reserve

Capital reserve represents the difference between (i) the aggregate of the consideration for the acquisitions upon the reorganisation completed on 15 February 2010; and (ii) the aggregate of the share capital and share premium of the directly owned subsidiaries of the Company.

(ii) Statutory reserves

The subsidiary of the Company in the PRC is required to allocate 10% of the company's net profit to the statutory reserves fund until such fund reaches 50% of its registered capital. The statutory reserves fund can be utilised, upon approval by the relevant authorities, to offset accumulated losses or to increase its registered capital, provided that such fund is maintained at a minimum of 25% of its registered capital. As at 31 December 2021, retained earnings comprised statutory reserves fund amounting to HK\$214,489,000 (2020: HK\$213,905,000).

附註：

(i) 資本儲備

資本儲備指下列兩者的差額：(i)於二零一零年二月十五日完成重組時的收購代價總額；及(ii)本公司直接擁有的附屬公司的股本及股份溢價總額。

(ii) 法定儲備

本公司於中國的附屬公司須將公司純利的10%分配至法定儲備金，直至該儲備金達至其註冊資本的50%。經有關當局批准後，法定儲備金可用於抵銷累計虧損或增加其註冊資本，惟該儲備金最低須維持於其註冊資本25%的水平。於二零二一年十二月三十一日，保留盈利包括法定儲備金214,489,000港元（二零二零年：213,905,000港元）。



Notes to the Consolidated Financial Statements

綜合財務報表附註

28 TRADE PAYABLES, OTHER PAYABLES AND ACCRUALS

28 應付賬款、其他應付賬款及應計款項

		As at 31 December 於十二月三十一日	
		2021 二零二一年 HK\$'000 千港元	2020 二零二零年 HK\$'000 千港元
Trade payables	應付賬款		
Trade payables	應付賬款	1,632,677	1,353,168
Amounts due to related parties (Note 33(b))	應付關聯方款項 (附註33(b))	36,146	18,099
Trade payables (note (a))	應付賬款 (附註(a))	1,668,823	1,371,267
Other payables and accruals	其他應付賬款及應計款項		
Other accrued expenses and payables	其他應計開支及賬款	304,634	256,131
Dividend payable	應付股息	-	109,284
Receipt in advance from customers (note (b))	預收客戶款項 (附註(b))	143,618	96,933
Other tax payables	其他應付稅款	21,794	14,049
Payable for construction in progress	應付在建工程	34,183	9,062
		504,229	485,459

(a) Trade payables

The ageing analysis of trade payables (including amounts due to related parties of trading in nature) based on invoice date is as follows:

(a) 應付賬款

應付賬款按發票日期的賬齡分析 (包括應付關聯方交易性的款項) 如下:

		As at 31 December 於十二月三十一日	
		2021 二零二一年 HK\$'000 千港元	2020 二零二零年 HK\$'000 千港元
Up to 90 days	90日以內	1,557,074	1,174,424
91 to 180 days	91日至180日	98,300	181,025
181 to 365 days	181日至365日	125	59
Over 365 days	365日以上	13,324	15,759
		1,668,823	1,371,267

The average credit period granted by the Group's suppliers ranges from 0 to 180 days.

本集團獲供應商授予的平均信貸期介乎0至180日。

(b) Receipt in advance from customers

Revenue recognised during the year ended 31 December 2021 that was included in the contract liability balance at the beginning of the year amounted to HK\$60,600,000 (2020: HK\$46,434,000). The Group expects to deliver the goods to satisfy the remaining performance obligations of these contract liabilities within one year or less.

(b) 預收客戶款項

截至二零二一年十二月三十一日止年度，於年初計入合約負債結餘之已確認收益為60,600,000港元 (二零二零年：46,434,000港元)。本集團預期一年或以內提供貨品以履行其餘合約負債之履約責任。

Notes to the Consolidated Financial Statements

綜合財務報表附註



29 DEFERRED INCOME TAX

The movement in deferred income tax assets and liabilities during the year is as follows:

Deferred income tax assets

		2021 二零二一年				2020 二零二零年			
		Provisions 撥備 HK\$'000 千港元	Lease liabilities 租賃負債 HK\$'000 千港元	Others 其他 HK\$'000 千港元	Total 合計 HK\$'000 千港元	Provisions 撥備 HK\$'000 千港元	Lease liabilities 租賃負債 HK\$'000 千港元	Others 其他 HK\$'000 千港元	Total 合計 HK\$'000 千港元
At 1 January	於一月一日	31,119	16,976	25,573	73,668	17,143	17,888	18,530	53,561
Credited to/(charged to) the consolidated income statement	計入/(扣除自)綜合收益表	17,053	2,672	1,012	20,737	12,187	(1,431)	5,457	16,213
Exchange realignment	匯兌調整	759	148	692	1,599	1,789	519	1,586	3,894
At 31 December	於十二月三十一日	48,931	19,796	27,277	96,004	31,119	16,976	25,573	73,668
Set-off against deferred income tax liabilities	抵銷遞延所得稅負債	-	(18,388)	-	(18,388)	-	(16,102)	-	(16,102)
Deferred income tax assets, net at 31 December	於十二月三十一日的遞延所得稅資產淨額	48,931	1,408	27,277	77,616	31,119	874	25,573	57,566

29 遞延所得稅

遞延所得稅資產與負債於年內之變動如下：

遞延所得稅資產

Deferred income tax liabilities

		2021 二零二一年				2020 二零二零年			
		Right-of-use asset 使用權資產 HK\$'000 千港元	Revaluation of intangible asset 無形資產重估 HK\$'000 千港元	Others 其他 HK\$'000 千港元	Total 合計 HK\$'000 千港元	Right-of-use asset 使用權資產 HK\$'000 千港元	Revaluation of intangible asset 無形資產重估 HK\$'000 千港元	Others 其他 HK\$'000 千港元	Total 合計 HK\$'000 千港元
At 1 January	於一月一日	(16,102)	(6,696)	(1,257)	(24,055)	(17,590)	(7,240)	-	(24,830)
(Charged to)/credited to the consolidated income statement	(扣除自)/計入綜合收益表	(2,145)	1,013	(4,885)	(6,017)	1,988	1,009	(1,194)	1,803
Exchange realignment	匯兌調整	(141)	446	(10)	295	(500)	(465)	(63)	(1,028)
At 31 December	於十二月三十一日	(18,388)	(5,237)	(6,152)	(29,777)	(16,102)	(6,696)	(1,257)	(24,055)
Set-off against deferred income tax assets	抵銷遞延所得稅資產	18,388	-	-	18,388	16,102	-	-	16,102
Deferred income tax liabilities, net at 31 December	於十二月三十一日的遞延所得稅負債淨額	-	(5,237)	(6,152)	(11,389)	-	(6,696)	(1,257)	(7,953)



Notes to the Consolidated Financial Statements

綜合財務報表附註

29 DEFERRED INCOME TAX (continued)

Deferred income tax assets are recognised for tax losses carry forward to the extent that the realisation of the related tax benefit through future taxable profits is probable. At 31 December 2021, the Group has unrecognised tax losses to be carried forward against future taxable income amounted to HK\$504,671,000 (2020: HK\$448,438,000). Tax losses amounting to HK\$504,671,000 (2020: HK\$442,800,000) will expire from 2023 to 2040 (2020: 2023 to 2040). The remaining tax losses have no expiry date. The potential deferred income tax assets in respect of these tax losses which have not been recognised will be calculated based on the effective income tax rates according to prevailing tax laws and regulations in which the Group operates.

Cai Shui 2008 Circular 1, which was jointly issued by the Ministry of Finance and the State Administration of Taxation, took effect on 22 February 2008. Under the circular, dividends declared by foreign investment enterprises ("FIEs") to foreign investors out of their cumulative retained earnings as at 31 December 2007 shall be exempt from withholding income tax. For dividends declared out of profit earned after 1 January 2008, withholding income tax will be levied on the foreign investor at a tax rate of 10% unless the foreign investor's jurisdiction of incorporation has a tax treaty with the PRC that provides for a different withholding tax arrangement.

As at 31 December 2021, deferred income tax liabilities have not been provided for in the consolidated financial statements in respect of the withholding tax that would be payable on unremitted earnings of the PRC subsidiaries of the Group amounting to approximately HK\$256,037,000 (2020: HK\$135,637,000), as the Group is able to control the timing of the reversal of the temporary differences and it is probable that the temporary differences will not reverse in the foreseeable future.

29 遞延所得稅 (續)

遞延所得稅資產乃因應相關稅項利益有可能透過日後應課稅溢利變現而就所結轉的稅項虧損作確認。於二零二一年十二月三十一日，本集團的未確認稅項虧損為504,671,000港元（二零二零年：448,438,000港元），可結轉以抵銷日後應課稅收入。此稅項虧損為數504,671,000港元（二零二零年：442,800,000港元）將於二零二三年至二零四零年（二零二零年：二零二三年至二零四零年）屆滿。剩餘的稅項虧損沒有到期日。尚未確認的該等稅項虧損的潛在遞延所得稅資產將根據本集團經營國家的實際所得稅率及當時適用的稅法及規例計算。

財政部及國家稅務總局聯合發出的財稅2008第1號通知於二零零八年二月二十二日生效。根據該通知，外商投資企業（「外資企業」）自其二零零七年十二月三十一日的累計保留盈利向海外投資者宣派的股息將豁免繳納預扣所得稅。自二零零八年一月一日後所賺取的溢利中宣派的股息，將按10%的稅率對海外投資者徵收預扣所得稅，除非海外投資者註冊成立的司法權區與中國訂有稅務條約，規定不同的預扣稅安排。

於二零二一年十二月三十一日，由於本集團可控制撥回暫時差額的時間且暫時差額可能不會於可見未來撥回，故尚未就本集團的中國附屬公司未匯盈利的應付預扣稅於綜合財務報表作出遞延所得稅負債撥備約256,037,000港元（二零二零年：135,637,000港元）。

Notes to the Consolidated Financial Statements

綜合財務報表附註



30 NOTES TO THE CONSOLIDATED CASH FLOW STATEMENT

30 綜合現金流量表附註

(a) Reconciliation of profit before income tax to cash generated from operations

(a) 除所得稅前溢利與經營所得現金的對賬

		Year ended 31 December	
		截至十二月三十一日止年度	
		2021	2020
		二零二一年	二零二零年
		HK\$'000	HK\$'000
		千港元	千港元
Profit before income tax	除所得稅前溢利	1,274,447	1,052,841
Adjustments for:	調整：		
Interest income	利息收入	(38,036)	(38,861)
Finance costs	財務費用	6,979	8,285
Share-based payment expenses	股份支付費用	13,668	38,805
Depreciation of property, plant and equipment	物業、廠房及設備折舊	20,220	16,287
Depreciation of right-of-use assets	使用權資產折舊	43,865	39,628
Amortisation of intangible assets	無形資產攤銷	4,298	4,497
Impairment of goodwill	商譽減值	-	14,699
Losses on disposals of property, plant and equipment, net	出售物業、廠房及設備的虧損，淨額	33	127
Share of results of investments accounted for using the equity method	應佔按權益法入賬之投資業績	(3,454)	6,046
Employee benefit obligations – defined benefit plans	僱員福利債務—界定福利計劃	449	1,397
Net impairment losses on financial assets	金融資產之減值淨虧損	21,580	65,083
Fair value (gains)/losses on financial assets at FVPL	按公平值計入損益之金融資產之公平值(收益)/虧損	(43,450)	5,241
Provision for obsolete inventories	陳舊存貨撥備	15,928	166,816
Gain on disposal of an investment accounted for using the equity method	出售一項按權益法入賬之投資收益	(7,009)	-
Gain on disposal of a subsidiary	出售附屬公司之收益	-	(3,126)
Operating profit before working capital changes:	營運資金變動前的經營溢利：	1,309,518	1,377,765
(Increase)/decrease in trade and bills receivables, other financial assets at amortised cost and other assets	應收賬款及應收票據、按攤銷成本列賬之其他金融資產及其它資產(增加)/減少	(682,440)	5,930
Increase in inventories	存貨增加	(416,159)	(402,104)
(Increase)/decrease in restricted cash	受限制現金(增加)/減少	(6,822)	101,120
Increase/(decrease) in trade and bills payables, other payables and accruals	應付賬款及應付票據、其他應付賬款及應計款項增加/(減少)	358,732	(71,220)
Cash generated from operations	經營所得現金	562,829	1,011,491



Notes to the Consolidated Financial Statements

綜合財務報表附註

30 NOTES TO THE CONSOLIDATED CASH FLOW STATEMENT (continued)

(b) Proceeds from sales of property, plant and equipment

In the consolidated cash flow statement, proceeds from sales of property, plant and equipment comprise:

		Year ended 31 December 截至十二月三十一日止年度	
		2021 二零二一年 HK\$'000 千港元	2020 二零二零年 HK\$'000 千港元
Net book amount	賬面淨值	33	127
Losses on disposals of property, plant and equipment, net	出售物業、廠房及設備的虧損，淨額	(33)	(127)
Proceeds from sales of property, plant and equipment	出售物業、廠房及設備的所得款項	-	-

(c) Reconciliation of liabilities arising from financing activities

This section sets out the movement in liabilities arising from financing activities for each of the years presented.

		Lease liabilities 租賃負債 HK\$'000 千港元	Borrowings 借貸 HK\$'000 千港元	Total 合計 HK\$'000 千港元
As at 1 January 2021	於二零二一年一月一日	122,587	-	122,587
Additions on leases	租賃添置	26,537	-	26,537
Cash flows	現金流量	(33,859)	-	(33,859)
Foreign exchange adjustments	匯兌調整	1,337	-	1,337
As at 31 December 2021	於二零二一年十二月三十一日	116,602	-	116,602
As at 1 January 2020	於二零二零年一月一日	111,942	2,254	114,196
Additions on leases	租賃添置	36,811	-	36,811
Disposal on leases	租賃終止	(782)	-	(782)
Cash flows	現金流量	(29,899)	(2,220)	(32,119)
Foreign exchange adjustments	匯兌調整	4,515	(34)	4,481
As at 31 December 2020	於二零二零年十二月三十一日	122,587	-	122,587

30 綜合現金流量表附註 (續)

(b) 出售物業、廠房及設備所得款項

於綜合現金流量表中，出售物業、廠房及設備的所得款項包括：

(c) 融資活動所產生負債的對賬

本節載列所呈列各年度融資活動所產生負債的變動。

31 CONTINGENT LIABILITIES

As at 31 December 2021 and 2020, the Group had no material contingent liabilities.

31 或然負債

於二零二一年及二零二零年十二月三十一日，本集團並無重大或然負債。

Notes to the Consolidated Financial Statements

綜合財務報表附註



32 CAPITAL COMMITMENTS

Significant capital expenditures contracted for at the balance sheet date but not recognised as liabilities are as follows:

		As at 31 December 於十二月三十一日	
		2021 二零二一年	2020 二零二零年
		HK\$'000 千港元	HK\$'000 千港元
Property development projects in the PRC (Note 14)	位於中國的物業發展項目(附註14)	347,664	128,565

33 RELATED PARTY TRANSACTIONS

Parties are considered to be related if one party has, directly or indirectly, the ability to control the other party or exercise significant influence over the other party in making financial and operating decisions.

(a) Transactions with related parties

Except for those disclosed below and elsewhere on the consolidated financial statements, the Group has no significant transactions with related parties during the year ended 31 December 2021 (2020: same).

32 資本承諾

於結算日訂約但未確認為負債的重大資本開支如下：

33 關聯方交易

倘一名人士有能力直接或間接控制其他人士或在其他人士作出財務及經營決策時對其施加重大影響，則該人士被認為是該名其他人士的關聯方。

(a) 與關聯方的交易

除下文所披露者及綜合財務報表的其他地方外，本集團於截至二零二一年十二月三十一日年度與關聯方並無任何重大交易（二零二零年：同上）。

		Year ended 31 December 截至十二月三十一日止年度	
		2021 二零二一年	2020 二零二零年
		HK\$'000 千港元	HK\$'000 千港元
Transactions with subsidiaries of Hi Sun:	與高陽之附屬公司的交易：		
– Sales of electronic payment products to subsidiaries of Hi Sun (note (i))	– 向高陽之附屬公司銷售電子支付產品 (附註(i))	26,220	38,595
– Purchase of raw materials from subsidiaries of Hi Sun (note (ii))	– 自高陽之附屬公司購買原材料 (附註(ii))	118,332	76,607
– Rental fee paid to a subsidiary of Hi Sun (note (iii))	– 向高陽之附屬公司支付租金 (附註(iii))	1,601	1,493
Transactions with a joint venture:	與合營公司的交易：		
– Commission to a joint venture (note (iv))	– 向合營公司支付佣金 (附註(iv))	24,315	1,218
– Service income from a joint venture (note (iv))	– 自合營公司的服務收入 (附註(iv))	6,314	1,168
– Interest income from a loan to a joint venture (note (v))	– 自合營公司貸款的利息收入 (附註(v))	275	247
– Sales of electronic payment products to a joint venture (note (iv))	– 向合營公司銷售電子支付產品 (附註(iv))	–	176

* The Company is an associated company of Hi Sun whose shares are listed on the Main Board of the Stock Exchange.

* 本公司為高陽的聯營公司，其股份於聯交所主板上市。



Notes to the Consolidated Financial Statements

綜合財務報表附註

33 RELATED PARTY TRANSACTIONS (continued)

(a) Transactions with related parties (continued)

Notes:

- (i) Sales of electronic payment products to subsidiaries of Hi Sun were transacted pursuant to the terms and conditions set out in the framework agreement entered into by the Company and Hi Sun on 19 December 2012. The terms and conditions of the framework agreement were renewed on 31 December 2015 and further renewed on 5 December 2018 and 23 December 2021 respectively. These transactions were continuing connected transactions as defined in Chapter 14A of the Listing Rules. The Company has complied with the applicable requirements in accordance with Chapter 14A of the Listing Rules as detailed in the section headed "Connected Transactions" in the Report of the Directors in respect of these transactions.
- (ii) Purchase of raw materials from subsidiaries of Hi Sun was conducted pursuant to terms and conditions set out in the framework agreement entered into by the Company and Hi Sun on 30 December 2013. The terms and conditions of the framework agreement were renewed on 30 December 2016 and further renewed on 30 December 2019. These transactions were continuing connected transactions as defined in Chapter 14A of the Listing Rules. The Company has complied with the applicable requirements in accordance with Chapter 14A of the Listing Rules as detailed in the section headed "Connected Transactions" in the Report of the Directors in respect of these transactions.
- (iii) Rental fees paid to a subsidiary of Hi Sun was charged at a fixed monthly fee mutually agreed between the two parties. These transactions were de minimis continuing connected transactions exempt from shareholders' approval, annual review and all disclosure requirements under Chapter 14A of the Listing Rules.
- (iv) Sales of electronic payment products to, commission to and service income from a joint venture were transacted pursuant to the terms and conditions mutually agreed between the two parties. These transactions did not constitute connected transaction or continuing connected transaction under Chapter 14A of the Listing Rules.
- (v) Interest income from a loan to a joint venture is charged at an interest rate of EURO Interbank Offer Rate ("EURIBOR") plus a margin of 5% per annum. These transactions did not constitute connected transaction or continuing connected transaction under Chapter 14A of the Listing Rules.

33 關聯方交易 (續)

(a) 與關聯方的交易 (續)

附註：

- (i) 向高陽的附屬公司銷售電子支付產品按本公司與高陽於二零一二年十二月十九日訂立的框架協議所載條款及條件進行交易。框架協議所載條款已於二零一五年十二月三十日修訂，並分別於二零一八年十二月五日及二零二一年十二月二十三日進一步修訂。該等交易為上市規則第十四A章所界定的持續關連交易。本集團已如董事會報告中「關連交易」一節所述就該等交易遵守上市規則第十四A章適用的規定。
- (ii) 自高陽的附屬公司購買原材料按本公司與高陽於二零一三年十二月三十日訂立的框架協議所載條款及條件進行。框架協議所載條款已於二零一六年十二月三十日修訂，並於二零一九年十二月三十日進一步修訂。該等交易為上市規則第十四A章所界定的持續關連交易。本集團已如董事會報告中「關連交易」一節所述就該等交易遵守上市規則第十四A章適用的規定。
- (iii) 向高陽的一間附屬公司支付的租金每月按固定費用收取，由訂約雙方共同協定。該等交易為上市規則第十四A章項下最低限額持續關連交易，豁免遵守股東批准、年度審閱及所有披露的規定。
- (iv) 向合營公司銷售電子支付產品、支付佣金及自合營公司的服務顧問收入乃根據雙方共同協定的條款及條件進行。該等交易並不構成上市規則第十四A章項下的關連交易或持續關連交易。
- (v) 向合營公司貸款的利息收入按歐元銀行同業拆息率加上年利率5%的利率計息。該等交易並不構成上市規則第十四A章項下的關連交易或持續關連交易。

Notes to the Consolidated Financial Statements

綜合財務報表附註

33 RELATED PARTY TRANSACTIONS (continued)

(b) Balances with related parties

		As at 31 December	
		於十二月三十一日	
		2021	2020
		二零二一年	二零二零年
		HK\$'000	HK\$'000
		千港元	千港元
Balances with subsidiaries of Hi Sun:	與高陽之附屬公司的結餘：		
– Amounts due from subsidiaries of Hi Sun (note (i), Note 21)	– 應收高陽之附屬公司的款項 (附註(i)、附註21)	1,509	13,455
– Amounts due to subsidiaries of Hi Sun (note (i), Note 28)	– 應付高陽之附屬公司的款項 (附註(i)、附註28)	35,501	18,099
Balances with a joint venture:	與合營公司的結餘：		
– Loan to a joint venture (note (ii))	– 合營公司貸款 (附註(ii))	–	4,781
– Amount due to a joint venture (note (iii), Note 28)	– 應付合營公司的款項 (附註(iii)、附註28)	645	–
– Amount due from a joint venture (note (iii))	– 應收合營公司的款項 (附註(iii))	–	3,131

Notes:

- (i) As at 31 December 2021, the balances with subsidiaries of Hi Sun are unsecured, interest-free and with a credit period of 60 days (2020: same).
- (ii) As at 31 December 2020, the loan to a joint venture is unsecured, with an interest-bearing at EURIBOR plus 5% per annum and repayable by 7 March 2024. The loan was early settled in full during the year ended 31 December 2021.
- (iii) As at 31 December 2021, the balance with a joint venture is unsecured, interest-free and with a credit period of 120 days (2020: same).

(c) Key management compensation

During the years ended 31 December 2021 and 2020, key management compensation is equivalent to the Directors' emoluments as disclosed in Note 35.

33 關聯方交易 (續)

(b) 與關聯方的結餘

		As at 31 December	
		於十二月三十一日	
		2021	2020
		二零二一年	二零二零年
		HK\$'000	HK\$'000
		千港元	千港元
Balances with subsidiaries of Hi Sun:	與高陽之附屬公司的結餘：		
– Amounts due from subsidiaries of Hi Sun (note (i), Note 21)	– 應收高陽之附屬公司的款項 (附註(i)、附註21)	1,509	13,455
– Amounts due to subsidiaries of Hi Sun (note (i), Note 28)	– 應付高陽之附屬公司的款項 (附註(i)、附註28)	35,501	18,099
Balances with a joint venture:	與合營公司的結餘：		
– Loan to a joint venture (note (ii))	– 合營公司貸款 (附註(ii))	–	4,781
– Amount due to a joint venture (note (iii), Note 28)	– 應付合營公司的款項 (附註(iii)、附註28)	645	–
– Amount due from a joint venture (note (iii))	– 應收合營公司的款項 (附註(iii))	–	3,131

附註：

- (i) 於二零二一年十二月三十一日，該等與高陽之附屬公司的結餘為無抵押、免息且附帶60日信貸期 (二零二零年：同上)。
- (ii) 於二零二零年十二月三十一日，合營公司貸款為無抵押，計息為歐元銀行同業拆放利率加上5%及將於二零二四年三月七日期到期並償還。該貸款已提前於二零二一年十二月三十一日止年度全額償還。
- (iii) 於二零二一年十二月三十一日，該等與合營公司的結餘為無抵押、免息且附帶120日信貸期 (二零二零年：同上)。

(c) 主要管理層酬金

截至二零二一年及二零二零年十二月三十一日止年度，主要管理層酬金相對於附註35披露之董事酬金。



Notes to the Consolidated Financial Statements

綜合財務報表附註

34 BALANCE SHEET AND RESERVES MOVEMENT OF THE COMPANY

34 本公司資產負債表及儲備變動

Balance sheet of the Company

本公司資產負債表

		As at 31 December 於十二月三十一日	
		2021 二零二一年	2020 二零二零年
		HK\$'000 千港元	HK\$'000 千港元
	Note 附註		
ASSETS	資產		
Non-current asset	非流動資產		
Investment in a subsidiary	於一間附屬公司的投資	655,172	645,752
Total non-current asset	非流動資產總值	655,172	645,752
Current assets	流動資產		
Other current assets	其他流動資產	679	625
Amounts due from subsidiaries	應收附屬公司款項	815,729	785,729
Cash and cash equivalents	現金及現金等價物	169,481	253,819
Total current assets	流動資產總值	985,889	1,040,173
Total assets	資產總值	1,641,061	1,685,925
EQUITY	權益		
Equity attributable to the owners of the Company	本公司持有人應佔權益		
Share capital	股本	109,298	109,284
Reserves	儲備	(a) 1,507,284	1,447,098
Total equity	權益總額	1,616,582	1,556,382
LIABILITIES	負債		
Current liabilities	流動負債		
Other payables and accruals	其他應付賬款及應計款項	24,479	129,543
Total current liabilities and total liabilities	流動負債總額及負債總額	24,479	129,543
Total equity and liabilities	權益及負債總額	1,641,061	1,685,925

Notes to the Consolidated Financial Statements

綜合財務報表附註



34 BALANCE SHEET AND RESERVES MOVEMENT OF THE COMPANY (continued)

34 本公司資產負債表及儲備變動 (續)

(a) Reserves movement of the Company

(a) 本公司儲備變動

		Share premium 股份溢價 HK\$'000 千港元	Treasury shares 庫存股 HK\$'000 千港元	Share option reserve 購股權儲備 HK\$'000 千港元	Retained earnings 保留盈利 HK\$'000 千港元	Total 合計 HK\$'000 千港元
Balance at 1 January 2021	於二零二一年一月一日之結餘	1,243,352	-	158,664	45,082	1,447,098
Profit for the year	年度溢利	-	-	-	340,450	340,450
Transactions with owner	與擁有人之交易					
Repurchase of the Company's shares	回購本公司的股份	(85,637)	(367)	-	-	(86,004)
Dividends to the shareholders of the Company	已給公司股東之股息	-	-	-	(241,580)	(241,580)
Share option scheme	購股權計劃					
- value of services provided (Note 10)	- 已提供服務的價值 (附註10)	-	-	13,668	-	13,668
- share options exercised	- 已行使購股權	33,652	-	-	-	33,652
Balance at 31 December 2021	於二零二一年十二月三十一日之結餘	1,191,367	(367)	172,332	143,952	1,507,284
Balance at 1 January 2020	於二零二零年一月一日之結餘	1,274,530	-	119,859	6,996	1,401,385
Profit for the year	年度溢利	-	-	-	288,179	288,179
Transactions with owner	與擁有人之交易					
Repurchase of the Company's shares	回購本公司的股份	(76,031)	-	-	-	(76,031)
Dividends to the shareholders of the Company	已給公司股東之股息	-	-	-	(250,093)	(250,093)
Share option scheme	購股權計劃					
- value of services provided (Note 10)	- 已提供服務的價值 (附註10)	-	-	38,805	-	38,805
- share options exercised	- 已行使購股權	44,853	-	-	-	44,853
Balance at 31 December 2020	於二零二零年十二月三十一日之結餘	1,243,352	-	158,664	45,082	1,447,098

Notes to the Consolidated Financial Statements

綜合財務報表附註

35 BENEFITS AND INTERESTS OF DIRECTORS (DISCLOSURES REQUIRED BY SECTION 383 OF THE HONG KONG COMPANIES ORDINANCE (CAP. 622), COMPANIES (DISCLOSURE OF INFORMATION ABOUT BENEFITS OF DIRECTORS) REGULATION (CAP. 622G) AND HK LISTING RULES)

(a) Directors' and chief executive's emoluments

The remuneration of every Director and the chief executive of the Company during the years ended 31 December 2021 and 2020 is set out below:

35 董事利益及權益 (香港公司條例 (第622章) 第383節、公司 (披露董事利益資料) 規定 (第622G章) 及香港上市規則規定的披露)

(a) 董事及行政總裁酬金

於截至二零二一及二零二零年十二月三十一日止年度，本公司各董事及行政總裁的薪酬載列如下：

		For the year ended 31 December 2021 截至二零二一年十二月三十一日止年度								
		Emoluments paid or receivable in respect of a person's services as a director, whether of the Company or its subsidiary undertaking 就個人擔任董事 (不論為本公司或其附屬公司業務) 職務已付或應收的酬金								
							Emoluments paid or receivable in respect of director's other services in connection with the management of the Company or its subsidiary undertaking 就董事管理 本公司或其 附屬公司業務 事宜的其他 服務已付或 應收酬金			
		Fees	Salary	Discretionary bonuses	Housing allowance	Estimated money value of other benefits (note (a))	Employer's contribution to a retirement benefit scheme	Emoluments paid or receivable in respect of office as director		
		袍金	薪金	酌情花紅	房屋津貼	其他利益的 估計貨幣價值 (附註(a))	僱主的退休 福利計劃供款	就接受董事 職務已付或 應收薪酬		
Name	姓名	HK\$'000 千港元	HK\$'000 千港元	HK\$'000 千港元	HK\$'000 千港元	HK\$'000 千港元	HK\$'000 千港元	HK\$'000 千港元	HK\$'000 千港元	Total 總計 HK\$'000 千港元
Executive Directors		執行董事								
Nie Guoming (Chairman)	龔國明 (主席)	1,860	1,383	5,600	-	181	73	-	-	9,097
Lu Jie (Chief Executive Officer)	盧杰 (行政總裁)	1,980	7,446	9,000	-	1,993	293	-	-	20,712
Li Wenjin	李文晉	1,860	-	8,000	-	1,993	18	-	-	11,871
		5,700	8,829	22,600	-	4,167	384	-	-	41,680
Independent Non-Executive Directors		獨立非執行董事								
Yip Wai Ming	葉偉明	280	-	350	-	-	-	-	-	630
Wu Min	吳敏	280	-	350	-	-	-	-	-	630
Man Kwok Kuen, Charles	文國權	280	-	350	-	-	-	-	-	630
		840	-	1,050	-	-	-	-	-	1,890
Total	總計	6,540	8,829	23,650	-	4,167	384	-	-	43,570

Notes to the Consolidated Financial Statements

綜合財務報表附註



35 BENEFITS AND INTERESTS OF DIRECTORS (DISCLOSURES REQUIRED BY SECTION 383 OF THE HONG KONG COMPANIES ORDINANCE (CAP. 622), COMPANIES (DISCLOSURE OF INFORMATION ABOUT BENEFITS OF DIRECTORS) REGULATION (CAP. 622G) AND HK LISTING RULES) (continued)

35 董事利益及權益 (香港公司條例 (第622章) 第383節、公司 (披露董事利益資料) 規定 (第622G章) 及香港上市規則規定的披露) (續)

(a) Directors' and chief executive's emoluments (continued)

(a) 董事及行政總裁酬金 (續)

For the year ended 31 December 2020
截至二零二零年十二月三十一日止年度

Emoluments paid or receivable in respect of a person's services as a director, whether of the Company or its subsidiary undertaking
就個人擔任董事 (不論為本公司或其附屬公司業務) 職務已付或應收的酬金

Name	姓名	Fees 酬金 HK\$'000 千港元	Salary 薪金 HK\$'000 千港元	Discretionary bonuses 酌情花紅 HK\$'000 千港元	Housing allowance 房屋津貼 HK\$'000 千港元	Estimated money value of other benefits (note (a)) 其他利益的估計貨幣價值 (附註(a)) HK\$'000 千港元	Employer's contribution to a retirement benefit scheme 僱主的退休福利計劃供款 HK\$'000 千港元	Emoluments paid or receivable in respect of office as director 就接受董事職務已付或應收酬金 HK\$'000 千港元	Emoluments paid or receivable in respect of director's other services in connection with the management of the Company or its subsidiary undertaking 就董事管理本公司或其附屬公司業務事宜的其他服務已付或應收酬金 HK\$'000 千港元	Total 總計 HK\$'000 千港元
Executive Directors 執行董事										
Nie Guoming (Chairman)	聶國明 (主席)	1,620	1,290	4,400	-	514	65	-	-	7,889
Lu Jie (Chief Executive Officer)	盧杰 (行政總裁)	1,680	3,538	7,800	-	5,659	90	-	-	18,767
Li Wenjin	李文晉	1,620	-	6,800	-	5,659	18	-	-	14,097
		4,920	4,828	19,000	-	11,832	173	-	-	40,753
Independent Non-Executive Directors 獨立非執行董事										
Yip Wai Ming	葉偉明	220	-	300	-	-	-	-	-	520
Wu Min	吳敏	220	-	300	-	-	-	-	-	520
Man Kwok Kuen, Charles	文國權	220	-	300	-	-	-	-	-	520
		660	-	900	-	-	-	-	-	1,560
Total	總計	5,580	4,828	19,900	-	11,832	173	-	-	42,313

Note (a): Other benefits include leave pay, share options and insurance premium.

附註(a): 其他利益包括支薪假、購股權及保險費用。



Notes to the Consolidated Financial Statements

綜合財務報表附註

35 BENEFITS AND INTERESTS OF DIRECTORS (DISCLOSURES REQUIRED BY SECTION 383 OF THE HONG KONG COMPANIES ORDINANCE (CAP. 622), COMPANIES (DISCLOSURE OF INFORMATION ABOUT BENEFITS OF DIRECTORS) REGULATION (CAP. 622G) AND HK LISTING RULES) (continued)

(b) Directors' retirement benefits

None of the directors received or will receive any retirement benefits during the year (2020: Nil).

(c) Directors' termination benefits

None of the directors received or will receive any termination benefits during the year (2020: Nil).

(d) Consideration provided to third parties for making available directors' services

During the year ended 31 December 2021, the Company did not pay consideration to any third parties for making available directors' services (2020: Nil).

(e) Information about loans, quasi-loans and other dealings in favour of directors, controlled bodies corporate by and connected entities with such directors

During the year ended 31 December 2021, there are no loans, quasi-loans and other dealing arrangements in favour of the directors, or controlled bodies corporate by and connected entities with such directors (2020: Nil).

(f) Directors' material interests in transactions, arrangements or contracts

No significant transactions, arrangements and contracts in relation to the Company's business to which the Company was a party and in which a director of the Company had a material interest, whether directly or indirectly, subsisted at the end of the year or at any time during the year (2020: Nil).

35 董事利益及權益 (香港公司條例 (第622章) 第383節、公司 (披露董事利益資料) 規定 (第622G章) 及香港上市規則規定的披露) (續)

(b) 董事退休福利

年內，概無董事已收取或將收取任何退休福利 (二零二零年：無)。

(c) 董事終止僱傭福利

年內，概無董事已收取或將收取任何終止僱傭福利 (二零二零年：無)。

(d) 就作出董事服務向第三方提供的代價

截至二零二一年十二月三十一日止年度，本公司概無就作出董事服務向任何第三方支付代價 (二零二零年：無)。

(e) 有關以董事、受控制法人團體及該等董事的關聯實體為受益人的貸款、準貸款及其他交易的資料

截至二零二一年十二月三十一日止年度，概無有關以董事、受控制法人團體及該等董事的關聯實體為受益人的貸款、準貸款及其他交易安排 (二零二零年：無)。

(f) 董事於交易、安排或合約中的重大權益

本公司概無就其業務訂立本公司為其中訂約方及本公司董事直接或間接擁有重大權益而於年終或年內任何時間仍然存續的重大交易、安排或合約 (二零二零年：無)。

Five Years Financial Summary

五年財務概要



A summary of the published consolidated results and the consolidated assets and liabilities of the Group for the last five financial years, as extracted from the audited financial statements and reclassified as appropriate, is set as below:

摘錄自經審核財務報表及按適用情況重新分類的本集團過去五個財政年度已公佈綜合業績及綜合資產與負債概要如下：

		2021 二零二一年 HK\$'000 千港元	2020 二零二零年 HK\$'000 千港元	2019 二零一九年 HK\$'000 千港元	2018 二零一八年 HK\$'000 千港元	2017 二零一七年 HK\$'000 千港元
Results	業績					
Revenue	收入	7,195,982	5,650,619	4,925,733	4,415,409	3,591,080
Gross profit	毛利	2,827,197	2,337,309	1,944,833	1,626,681	1,457,593
Operating profit	經營溢利	1,277,972	1,067,172	761,626	639,269	428,023
Profit for the year attributable to the owners of the Company	本公司持有人應佔年度溢利	1,083,774	900,123	623,873	522,470	407,507
Financial position	財務狀況					
Assets and liabilities	資產及負債					
Total assets	資產總值	8,821,278	7,637,059	6,719,223	5,775,554	5,232,216
Total liabilities	負債總額	2,364,722	2,063,487	1,979,871	1,562,946	1,335,150
Capital and reserves	股本及儲備					
Total equity	權益總額	6,456,556	5,573,572	4,739,352	4,212,608	3,897,066



Particulars of Properties Under Development 在建物業詳情

Property under development 在建物業	Gross floor area (Estimated) 總樓面面積 (估計) sq.m. 平方米	Site area 佔地面積 sq.m. 平方米	Nature of use 使用性質	Percentage interest of the Group 本集團的 百分比權益	Status 狀態	Expected completion 預計竣工
The PAX Smart Terminals Industrial Park Project 百富智能終端產業園項目						
Property under development located at Yingguang Village, Lilin Town, Zhongkai High-tech Zone, Huizhou City, Guangdong Province, the PRC (Lot number: ZKE-005-15, ZKE-005-17) 位於中國廣東省惠州市仲愷高新區瀝林鎮英光村之 在建物業 (地段編號 : ZKE-005-15、ZKE-005-17)	227,850	65,100	Industrial 工業	100%	Construction in progress 建設中	Fourth quarter of 2022 二零二二年 第四季度
The PRC headquarters Project 中國總部項目						
Property under development located at Pinghu Financial and Modern Service Industry Base, Longgang district, Shenzhen City, the PRC (Lot number: G04207-0163) 位於中國深圳市龍崗平湖金融與現代服務業基地之 在建物業 (地段編號 : G04207-0163)	27,220	4,538	Industrial 工業	100%	Construction in progress 建設中	Fourth quarter of 2022 二零二二年 第四季度



PAX Global Technology Limited
百富環球科技有限公司*

Website 網址: www.paxglobal.com.hk

