



李氏大藥廠

Lee's Pharmaceutical Holdings Limited
李氏大藥廠控股有限公司*

(incorporated in the Cayman Islands with limited liability)
(於開曼群島註冊成立之有限公司)
(Stock Code 股份代號:950)

年 **ANNUAL** 2021
報 **REPORT**

* For identification purpose only
僅供識別

CONTENTS

目 錄

Corporate Information	2	公司資料
Corporate Profile	4	公司簡介
Financial Highlights	7	財務概要
Five-Year Financial Summary	9	五年財務摘要
Chairman's Statement	10	主席報告
Management Discussion and Analysis	12	管理層討論及分析
Directors and Key Personnel Profiles	24	董事及主要人員履歷
Report of the Directors	33	董事會報告
Corporate Governance Report	54	企業管治報告
Independent Auditor's Report	66	獨立核數師報告
Consolidated Statement of Profit or Loss	75	綜合損益表
Consolidated Statement of Profit or Loss and Other Comprehensive Income	76	綜合損益及其他全面收益表
Consolidated Statement of Financial Position	77	綜合財務狀況表
Consolidated Statement of Changes in Equity	79	綜合權益變動表
Consolidated Statement of Cash Flows	81	綜合現金流量表
Notes to the Consolidated Financial Statements	84	綜合財務報表附註

Corporate Information

公司資料

BOARD OF DIRECTORS

Executive Directors

Ms. Lee Siu Fong (*Chairman*)
Ms. Leelalertsuphakun Wanee (*Managing Director*)

Non-executive Directors

Dr. Li Xiaoyi
(*re-designated from executive director
to non-executive director with effect from 29 April 2021*)
Mr. Simon Miles Ball
(*resigned with effect from 30 June 2021*)
Mr. James Charles Gale
(*appointed with effect from 2 January 2022*)

Independent Non-executive Directors

Dr. Chan Yau Ching, Bob
Mr. Lam Yat Cheong
Dr. Tsim Wah Keung, Karl

COMPANY SECRETARY

Mr. Chow Yiu Ming

AUDIT COMMITTEE

Dr. Chan Yau Ching, Bob (*Chairman*)
Mr. Lam Yat Cheong
Dr. Tsim Wah Keung, Karl

REMUNERATION COMMITTEE

Dr. Tsim Wah Keung, Karl (*Chairman*)
Ms. Leelalertsuphakun Wanee
Dr. Chan Yau Ching, Bob

NOMINATION COMMITTEE

Ms. Lee Siu Fong (*Chairman*)
Dr. Chan Yau Ching, Bob
Dr. Tsim Wah Keung, Karl

MANAGEMENT COMMITTEE

Ms. Leelalertsuphakun Wanee (*Chairman*)
Ms. Lee Siu Fong

董事會

執行董事

李小芳女士(*主席*)
李燁妮女士(*董事總經理*)

非執行董事

李小羿博士
(*自二零二一年四月二十九日起
由執行董事調任非執行董事*)
Simon Miles Ball先生
(*自二零二一年六月三十日起辭任*)
James Charles Gale先生
(*自二零二二年一月二日起獲委任*)

獨立非執行董事

陳友正博士
林日昌先生
詹華強博士

公司秘書

鄒耀明先生

審核委員會

陳友正博士(*主席*)
林日昌先生
詹華強博士

薪酬委員會

詹華強博士(*主席*)
李燁妮女士
陳友正博士

提名委員會

李小芳女士(*主席*)
陳友正博士
詹華強博士

管理委員會

李燁妮女士(*主席*)
李小芳女士

AUDITOR

HLM CPA LIMITED
Certified Public Accountants

LEGAL ADVISERS

King & Wood Mallesons (*Hong Kong law*)
Beijing Wuhuan Law Firm (*PRC law*)

REGISTERED OFFICE

P.O. Box 309
Ugland House, Grand Cayman
KY1-1104, Cayman Islands

PLACE OF BUSINESS IN HONG KONG

1/F, Building 20E, Phase 3
Hong Kong Science Park, Shatin
Hong Kong

HONG KONG SHARE REGISTRAR AND TRANSFER OFFICE

Computershare Hong Kong Investor Services Limited
Shops 1712-1716, 17th Floor, Hopewell Centre
183 Queen's Road East, Wanchai
Hong Kong

AUTHORISED REPRESENTATIVES

Ms. Lee Siu Fong
Ms. Leelalertsuphakun Wanee
(*appointed with effect from 29 April 2021*)
Dr. Li Xiaoyi
(*resigned with effect from 29 April 2021*)

WEBSITE

www.leespharm.com

STOCK CODE

950

核數師

恒健會計師行有限公司
(香港執業會計師)

法律顧問

金杜律師事務所(*香港法律*)
北京市五環律師事務所(*中國法律*)

註冊辦事處

P.O. Box 309
Ugland House, Grand Cayman
KY1-1104, Cayman Islands

香港營業地點

香港
沙田香港科學園
第三期20E大樓一樓

香港股份過戶登記處

香港中央證券登記有限公司
香港
灣仔皇后大道東183號
合和中心17樓1712-1716舖

授權代表

李小芳女士
李燁妮女士
(*自二零二一年四月二十九日起獲委任*)
李小羿博士
(*自二零二一年四月二十九日起辭任*)

網站

www.leespharm.com

股份代號

950

Corporate Profile

公司簡介

Lee's Pharmaceutical Holdings Limited (the "Company", together with its subsidiaries, the "Group", Hong Kong stock code: 950) is a research-driven and market-oriented biopharmaceutical company with more than 25 years of operation in the pharmaceutical industry in the People's Republic of China (the "PRC" or "China").

The Group is fully integrated with solid infrastructures in drug development, clinical development, regulatory, manufacturing, sales and marketing based in Mainland China with global perspectives. The Group has established extensive partnerships with over 20 international companies and currently markets over 25 proprietary, generic and licensed-in pharmaceutical products in Mainland China, Hong Kong, Macau and Taiwan.

The Group focuses on several key disease areas such as cardiovascular, woman health, paediatrics, rare diseases, oncology, dermatology and obstetrics. It has more than 40 products under different development stages stemming from both internal research and development as well as from the licensing of development, commercialisation, and manufacturing rights from various United States, European and Japanese companies.

The Group carries out its sales and distribution activities in Hong Kong, Macau, Taiwan and Mainland China through Hong Kong and Taiwan offices and branch offices in Guangzhou, Shanghai and Beijing with direct and channel sales network covering most of the provinces and cities in Mainland China, marketing both domestic self-developed and generic products and overseas licensed-in products. Zhaoke Pharmaceutical (Hefei) Co. Limited, a subsidiary of the Group, is currently operating the manufacturing plant of the Group located in Hefei, Anhui Province of the PRC, comprising four GMP-compliant workshops for the production of topical gel, lyophilised powder for injection, small volume parenteral solutions and eye gel. Zhaoke Pharmaceutical (Guangzhou) Limited, a subsidiary of the Group, is currently operating the new manufacturing site in Nansha District, Guangzhou of the PRC which include a complete range of solid dosage production lines for the development and manufacturing of tablets and capsules.

The mission of the Group is to become a successful biopharmaceutical group in Asia providing innovative products to fight diseases and improve health and quality of life.

李氏大藥廠控股有限公司(「本公司」，連同其附屬公司統稱「本集團」，香港股份代號：950)是一間結合研究主導及市場導向的生物醫藥公司，已於中華人民共和國(「中國」)醫藥行業進行逾二十五年的經營活動。

本集團放眼國際並與在中國內地建立的藥品發展、臨床發展、規管、製造、銷售及市場推廣的穩固基礎建設緊密結合。本集團已與逾二十家國際公司建立廣泛合作關係，且目前於中國內地、香港、澳門及台灣推廣超過二十五種專利、仿製及引進醫藥產品。

本集團致力於心血管、女性健康、兒科、罕見病、腫瘤科、皮膚科及產科等多個重要疾病領域，處於不同開發階段的產品有超過四十種，來自內部研究及開發以及自美國、歐洲及日本公司引進的開發、商品化及生產權。

本集團於香港、澳門、台灣及中國內地透過香港及台灣辦事處以及廣州市、上海市及北京市分公司，覆蓋中國內地大部分省市的直銷及管道銷售網絡進行銷售及分銷活動，推廣國內自行研發和仿製的產品及海外引進的產品。本集團附屬公司兆科藥業(合肥)有限公司現時營運本集團位於中國安徽省合肥市的生產廠房，該廠房設有四間符合GMP的工場，負責生產凝膠劑、注射用凍乾粉針劑、小容量注射劑及眼凝膠。本集團附屬公司兆科藥業(廣州)有限公司現正在中國廣州市南沙區營運新藥廠(包括開發及生產藥片及膠囊的全套固體制劑生產線)。

本集團的使命乃成為亞洲一個成功的生物醫藥集團，提供創新產品以對抗疾病，改善健康及提高生活質素。

Currently, the Group has the following products in markets:

目前，本集團的下列產品已面市：

	Country of origin 來源地	Market 市場				Medical application 醫藥用途
		Mainland China 中國內地	Hong Kong 香港	Macau 澳門	Taiwan 台灣	
Proprietary products:						
專利產品：						
* Livaracine®	PRC	✓				Blood clots and deep vein thrombosis
* 《立邁青》®	中國					血凝及深部靜脈血栓
Yallaferon®	PRC	✓				Viral infection
《尤靖安》®	中國					病毒感染疾病
* Slounase®	PRC	✓				Hemostasis
* 《速樂涓》®	中國					減少出血
Eyprotor®	PRC	✓				Corneal ulcer
《睿保特》®	中國					角膜潰瘍
Licensed-in products:						
引進產品：						
* Carnitene®	Italy	✓	✓	✓		Carnitine deficiency
* 《可益能》®	意大利					卡尼汀缺乏症
Aloxi®	France		✓			Chemotherapy induced nausea and vomiting
《Aloxi》®	法國					化療所引起的噁心及嘔吐
Bredinin®	Japan	✓				Immunosuppression in renal transplantation
《布累迪寧》®	日本					抑制腎臟移植的排斥反應
Centraxal® Plus	Spain		✓			Acute otitis media with tympanostomy tubes
《Centraxal® Plus》	西班牙					伴有鼓膜置管的急性中耳炎
Dicoflor®	Italy	✓	✓	✓		Probiotics
《Dicoflor》®	意大利					益生菌
Episil®	Sweden	✓				Oral mucositis pain
《益普舒》®	瑞典					口腔黏膜炎疼痛
Ferplex®	Spain	✓	✓	✓		Iron deficiency anemia
《菲普利》®	西班牙					缺鐵性貧血
Gaslon N®	Japan	✓				Gastric ulcer and gastritis
《蓋世龍》®	日本					胃潰瘍及胃炎
Intrarosa®	Canada		✓			Vulvovaginal atrophy
《Intrarosa》®	加拿大					外陰陰道萎縮
Levocarnitine oral solution	Italy	✓	✓	✓		Primary and secondary carnitine deficiency
左卡尼汀口服溶液	意大利					原發性及繼發性卡尼汀缺乏症
Mictonorm®	Germany	✓				Urinary incontinence
《邁通諾》®	德國					尿失禁
Natulan®	Germany		✓			Stage III and IV Hodgkin's disease
《Natulan》®	德國					第三及第四期霍奇金病
Omacor®	Norway		✓			Omega-3-acid ethyl esters
《Omacor》®	挪威					Omega-3酸乙酯
Rasilez®	Italy	✓	✓	✓	✓	Hypertension
《銳思力》®	意大利					高血壓

Corporate Profile

公司簡介

	Country of origin 來源地	Market 市場				Medical application 醫藥用途
		Mainland China 中國內地	Hong Kong 香港	Macau 澳門	Taiwan 台灣	
Readyfusor™ 《Readyfusor》™	Germany 德國			✓		Post-operative pain management 術後鎮痛管理
Sancuso®	USA 美國	✓				Chemotherapy induced nausea and vomiting 化療所引起的噁心及嘔吐
《善可舒》®	Spain 西班牙		✓			Amyotrophic lateral sclerosis 肌萎縮側索硬化症
Teglutik® 《Teglutik》®	Italy 意大利	✓	✓	✓		Insomnia/Depression 失眠/抑鬱症
Trittico® 《曲特格》®	Italy 意大利	✓	✓	✓		Urinary tract infections and respiratory tract infections 泌尿道感染及呼吸道感染
Unidrox® 《Unidrox》®	Italy 意大利	✓	✓	✓		Probiotics 益生菌
VSL#3® 《VSL#3》®	Italy 意大利		✓	✓	✓	Hypertension 高血壓
Zanidip® 《再寧平》®	Italy 意大利		✓	✓		Topical local analgesics 局部鎮痛藥
Zingo™ 《Zingo》™	Hong Kong 香港		✓	✓		
Generic products:						
仿製產品：						
Treprostinil Injection 曲前列尼爾注射液	PRC 中國	✓				Pulmonary arterial hypertension 肺動脈高壓
Fondaparinux Sodium Injection 磺達肝癸鈉注射液	PRC 中國	✓				Deep vein thrombosis 深部靜脈血栓
Sodium Phenylbutyrate Granules 苯丁酸鈉顆粒	PRC 中國	✓				Urea cycle disorders 尿素循環異常

* In the National Drug Reimbursement List of the PRC

* 於中國國家醫保目錄內

Financial Highlights

財務概要

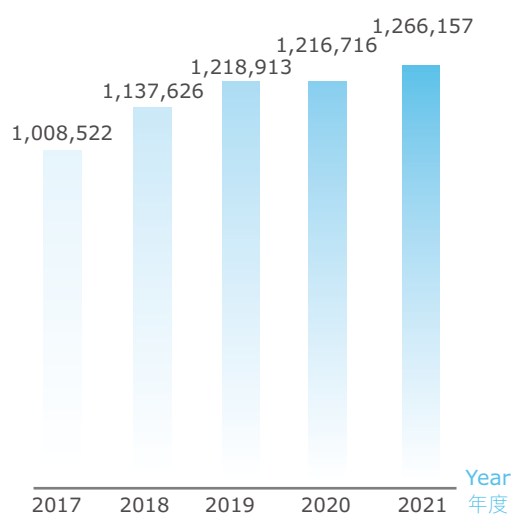
		For the year ended 31 December 截至十二月三十一日止年度		
		2021 二零二一年 HK\$'000 千港元	2020 二零二零年 HK\$'000 千港元	Change 變動
Revenue	收益	1,266,157	1,216,716	+4.1%
Gross profit	毛利	806,284	781,066	+3.2%
Profit attributable to the owners of the Company	本公司擁有人應佔溢利	1,987,176	129,316	+1,436.7%
Equity attributable to the owners of the Company	本公司擁有人應佔權益	2,464,578	2,149,795	+14.6%
		HK cents 港仙	HK cents 港仙	
Earnings per share	每股盈利			
Basic	基本	337.58	21.99	+1,435.2%
Diluted	攤薄	337.35	21.99	+1,434.1%
Dividend per share	每股股息			
Interim	中期	3.0	2.7	
Final	末期	3.1	3.1	
Total	總計	6.1	5.8	+5.2%
Dividend payout ratio	股息派付比率	1.8%	26.4%	

Financial Highlights

財務概要

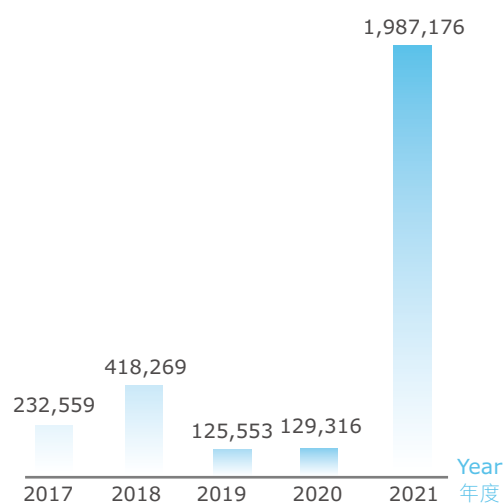
REVENUE (HK\$'000)

收益(千港元)



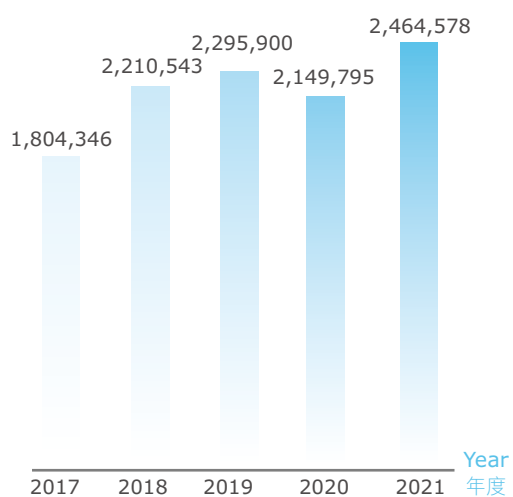
PROFIT ATTRIBUTABLE TO THE OWNERS OF THE COMPANY (HK\$'000)

本公司擁有人應佔溢利(千港元)



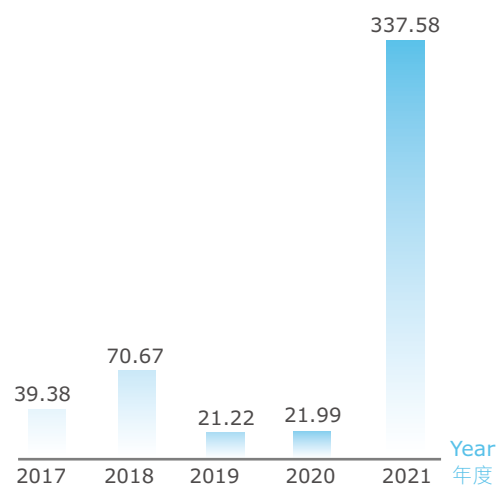
EQUITY ATTRIBUTABLE TO THE OWNERS OF THE COMPANY (HK\$'000)

本公司擁有人應佔權益(千港元)



BASIC EARNINGS PER SHARE (HK CENTS)

每股基本盈利(港仙)



Five-Year Financial Summary

五年財務摘要

RESULTS

業績

		For the year ended 31 December 截至十二月三十一日止年度				
		2021 二零二一年 HK\$'000 千港元	2020 二零二零年 HK\$'000 千港元	2019 二零一九年 HK\$'000 千港元	2018 二零一八年 HK\$'000 千港元	2017 二零一七年 HK\$'000 千港元
Revenue	收益	1,266,157	1,216,716	1,218,913	1,137,626	1,008,522
Cost of sales	銷售成本	(459,873)	(435,650)	(420,657)	(391,255)	(326,118)
Gross profit	毛利	806,284	781,066	798,256	746,371	682,404
Other income	其他收入	102,323	150,587	75,694	52,069	31,756
Other gains and losses, net	其他收益及虧損淨額	2,067,799	(57,588)	(91,680)	239,156	20,753
Selling and distribution expenses	銷售及分銷費用	(366,439)	(279,947)	(251,759)	(221,740)	(214,150)
Administrative expenses	行政費用	(297,265)	(237,721)	(239,088)	(188,926)	(157,186)
Net provision for expected credit losses on financial assets	財務資產預期信貸虧損撥備淨額	(90,284)	(1,180)	(73)	(6,823)	(1,692)
Research and development expenses	研究及開發費用	(243,835)	(203,294)	(149,945)	(153,171)	(85,057)
Profit from operations	經營溢利	1,978,583	151,923	141,405	466,936	276,828
Finance costs	財務成本	(5,722)	(6,472)	(6,624)	(4,710)	(4,256)
Share of results of associates	分佔聯營公司業績	(3,495)	(11,414)	(11,895)	(15,842)	(14,944)
Profit before taxation	除稅前溢利	1,969,366	134,037	122,886	446,384	257,628
Taxation	稅項	(9,482)	(55,503)	(59,541)	(56,621)	(54,689)
Profit for the year	本年度溢利	1,959,884	78,534	63,345	389,763	202,939
Attributable to:	下列人士應佔：					
Owners of the Company	本公司擁有人	1,987,176	129,316	125,553	418,269	232,559
Non-controlling interests	非控股權益	(27,292)	(50,782)	(62,208)	(28,506)	(29,620)
		1,959,884	78,534	63,345	389,763	202,939

FINANCIAL POSITION

財務狀況

		As at 31 December 於十二月三十一日				
		2021 二零二一年 HK\$'000 千港元	2020 二零二零年 HK\$'000 千港元	2019 二零一九年 HK\$'000 千港元	2018 二零一八年 HK\$'000 千港元	2017 二零一七年 HK\$'000 千港元
Non-current assets	非流動資產	2,673,578	2,013,825	2,198,964	2,002,012	1,451,206
Current assets	流動資產	963,320	1,239,096	1,441,277	1,004,541	873,318
Current liabilities	流動負債	(922,580)	(944,049)	(908,493)	(676,825)	(431,085)
Net current assets	流動資產淨值	40,740	295,047	532,784	327,716	442,233
Non-current liabilities	非流動負債	(323,156)	(193,494)	(254,310)	(91,659)	(96,507)
Net assets	資產淨值	2,391,162	2,115,378	2,477,438	2,238,069	1,796,932
Equity attributable to the owners of the Company	本公司擁有人應佔權益	2,464,578	2,149,795	2,295,900	2,210,543	1,804,346
Non-controlling interests	非控股權益	(73,416)	(34,417)	181,538	27,526	(7,414)
Total equity	總權益	2,391,162	2,115,378	2,477,438	2,238,069	1,796,932

Chairman's Statement

主席報告

Dear shareholders,

On behalf of Lee's Pharmaceutical Holdings Limited (the "Company" or "Lee's Pharm", together with its subsidiaries, the "Group") and its board ("Board") of directors ("Directors"), I am pleased to present the annual report of the Company for the year ended 31 December 2021 (the "Reporting Year").

The Group's profit attributable to the Company's shareholders for the year ended 31 December 2021 amounted to HK\$1,987,176,000, compared to HK\$129,316,000 for the last year. Basic earnings per share were HK337.58 cents, compared to HK21.99 cents for the last year. The Board recommended the payment of a final dividend of HK3.1 cents per share for the Reporting Year. Together with the interim dividend of HK3.0 cents per share, the dividend for the full year will be HK6.1 cents per share, compared to HK5.8 cents for the last year. Subject to the approval by the Company's shareholders at the forthcoming annual general meeting, the final dividend will be paid on 15 June 2022.

We have experienced ups and downs during the Reporting Year, from the prolonged impact from the COVID-19 pandemic, the regulatory changes and tougher business environment, and the deteriorated capital market sentiment. At Lee's Pharm, we continue to work together as one team to sail through the storm.

Despite these challenges, we successfully spun off and completed a separate listing of Zhaoke Ophthalmology Limited ("ZKO") on the Main Board of The Stock Exchange of Hong Kong Limited (the "Stock Exchange") in April 2021 and approximately HK\$1.9 billion was raised in the initial public offering. This was an important step for ZKO to further its business development in the fast-growing ophthalmic drug market in the mainland China by its own resources. Following the ZKO spun off, we can stay focused to develop the businesses in other major therapeutic areas. A one-time gain of approximately HK\$2.3 billion attributable to the derecognition of investment in ZKO as an associate of the Company immediately after the separate listing was recognised during the Reporting Year.

The Volume-Based Procurement ("VBP") program has continued to rollout across the country and cover more products which brought down prices to public hospitals with volume commitments. During the Reporting Year, we acted decisively to optimise our research and development ("R&D") portfolio which enable us to limit our losses on unfavorable projects and to enhance our resources allocation on our prioritised projects.

各位尊敬的股東：

本人謹代表李氏大藥廠控股有限公司(「本公司」或「李氏大藥廠」，連同其附屬公司，「本集團」)及其董事(「董事」)會(「董事會」)，欣然呈列本公司截至二零二一年十二月三十一日止年度(「報告年度」)的年度報告。

截至二零二一年十二月三十一日止年度，本集團的本公司股東應佔溢利為1,987,176,000港元，而去年為129,316,000港元。每股基本盈利為337.58港仙，而去年為21.99港仙。董事會建議派發報告年度末期股息每股3.1港仙。連同中期股息每股3.0港仙，全年股息為每股6.1港仙，去年則為5.8港仙。待本公司股東在即將舉行的股東週年大會上批准後，末期股息將於二零二二年六月十五日派付。

報告年度內，COVID-19大流行影響不褪，監管方面出現轉變，營商環境更見艱難，資本市場氣氛惡化，我們經歷各種高低起伏。李氏大藥廠團隊一如既往，齊心協力共渡難關。

儘管面對重重挑戰，我們於二零二一年四月成功分拆兆科眼科有限公司(「兆科眼科」)，並完成其於香港聯合交易所有限公司(「聯交所」)主板獨立上市，從首次公開發售中集資約19億港元。此舉對兆科眼科而言極其重要，兆科眼科可因而以自身資源在中國大陸眼科藥物市場快速增長中發展業務。分拆兆科眼科後，我們可集中發展其他主要治療領域的業務。緊隨獨立上市後終止將本公司於兆科眼科的投資確認為聯營公司，因而於報告年度確認一次性收益約23億港元。

藥品集中帶量採購(「藥品集採」)計劃繼續在全國推行，且擴大藥品覆蓋，藉帶量採購降低公立醫院的採購價。於報告年度，我們果斷優化研究及開發(「研發」)組合，讓我們得以限制受不利影響項目的損失，同時增加投放資源於優先項目。

On the other hand, we have made good progress on our R&D activities and some of our drug development efforts have started to pay off. The Abbreviated New Drug Application (“**ANDA**”) and Import Drug License (“**IDL**”) approvals of Fondaparinux Sodium Injection, Sodium Phenylbutyrate Granules, Lidocaine Hydrochloride Powder Intradermal Injection System, Nitric Oxide Gas for Inhalation and High Concentration Treprostinil Injection, a total of 5 products, were obtained from National Medical Products Administration (“**NMPA**”) during the Reporting Year and up to date, and the IDL approvals of Riluzole Oral Suspension and Procarbazine Hydrochloride Capsule are expected to be obtained soon. Together with Mizoribine Tablets which is in itself a marketable product licensed-in during the Reporting Year, we have moved one big stride forward towards a much broader product range with a wider array of specialty pharmaceutical products.

Looking ahead into 2022, we have seen a volatile start to the year in a still-complex business environment in China, with major issues such as substantial geopolitical tensions, the risk of further dangerous COVID-19 variants, and uncertainty around inflation and policy paths.

Nevertheless, we will continue to react promptly to changing market conditions, and to focus on the following measures to create growth opportunities:

- Implementing sales business unit responsibility scheme to reflect contemporary needs and to achieve highly effective sales force;
- Expanding product portfolio from the standard drugs towards specialty drugs;
- Implementing brand transformation of selected products to create growth opportunities; and
- Optimising resources allocation among drug development programs.

We will closely monitor the situation and will continue to prudently manage our resources, so as to well-position itself to meet the present challenges and to deliver a solid performance in 2022.

Last but not least, I would like to express my sincere gratitude to our shareholders, business partners, management and staff for their unremitting confidence in and support for the Group. I would also like to thank the Board of Directors for their efforts and contributions to the Group's expeditious business growth.

Lee Siu Fong
Chairman

Hong Kong, 29 March 2022

另一方面，我們的研發活動進度良好，部分藥物開發工作已開始收成。於報告年度內及截至目前為止，磺達肝癸鈉注射液、苯丁酸鈉顆粒、鹽酸利多卡因粉末皮內注射給藥系統、一氧化氮吸入性氣體及高濃度曲前列尼爾注射液合共5項產品已取得國家藥品監督管理局（「**國家藥監局**」）發出簡化新藥上市申請（「**簡化新藥申請**」）及進口藥品註冊證批准，而利魯唑口服混懸劑及鹽酸丙卡巴肼膠囊則預期將於短期內取得進口藥品註冊證批准。連同於報告年度內已可上市的引進產品咪唑立賓片劑，我們在擴大產品範圍及增加特種藥品選擇方面向前邁進一大步。

展望未來，二零二二年伊始已見動盪不穩，中國營商環境仍然複雜，面對地緣政治局勢大為緊張、出現更加危險的COVID-19變種毒株造成的風險以及有關通脹及政策走向的不明朗因素等重大問題。

然而，我們將會繼續快速應對市況轉變，並專注推行以下措施以締造增長機會：

- 推行銷售業務單元責任制度，以滿足當前需要並建立高效的銷售團隊；
- 將產品組合由標準藥品擴大至特種藥品；
- 就選定產品進行品牌轉型以締造增長機會；及
- 優化各藥品開發項目的資源調配。

我們將密切監察情況，並繼續審慎管理資源，以作萬全準備，迎接面前挑戰，於二零二二年創造佳績。

最後，本人謹藉此機會衷心感激我們的股東、業務夥伴、管理團隊及員工一直信任及支持本集團。本人亦謹此感謝董事會同仁為本集團業務快速增長作出努力及貢獻。

主席
李小芳

香港，二零二二年三月二十九日

Management Discussion and Analysis

管理層討論及分析

BUSINESS REVIEW

Revenue and Profit

During the year ended 31 December 2021 (the "Reporting Year"), the Group recorded revenue of HK\$1,266,157,000 (2020: HK\$1,216,716,000), representing a year-on-year increase of 4.1%. Sales of licensed-in products was HK\$749,135,000 (2020: HK\$677,951,000) and accounted for 59.2% (2020: 55.7%) of the Group's revenue while sales of proprietary and generic products was HK\$517,022,000 (2020: HK\$538,765,000) and contributed 40.8% (2020: 44.3%) of the Group's revenue.

For the sales of licensed-in products, Carnitene[®] recorded a decent growth of 15.0% as the demand for chronic disease medications remains intact; Ferplex[®] achieved a robust growth of 29.1% through brand transformation and expansion into the OTC category; other products such as Gaslon N[®] and Sancuso[®] also made contribution to the revenue growth during the Reporting Year; and Bredinin[™], newly launched in third-quarter 2021, also contributed approximately 2.8% to the revenue. As a result, despite the revenue loss from the termination of distribution right of Zanidip[®] in China, sales of licensed-in products still managed to achieve a growth of 10.5% as compared to last year.

The Group's first generic product, Treprostilil Injection, registered a remarkable growth of 87.3% as compared to last year. Another two generic products, namely Fondaparinux Sodium Injection and Sodium Phenylbutyrate Granule, have started making contribution to the revenue during the Reporting Year. For the sales of proprietary products, Yallaferon[®] achieved a robust growth of 51.2% through brand transformation and expansion into the OTC category; and Slounase[®] recorded a mild growth of 5.5%. However, these sales growth can only helped partially offset the revenue loss of Livaracine[®] due to the market disruption caused by the hospital relisting process as Nadroparin Calcium for Injection. Sales of proprietary and generic products in total dropped 4.0% as compared to last year.

The Group achieved a gross profit of HK\$806,284,000 (2020: HK\$781,066,000), an increase of 3.2% compared to last year. Gross profit margin was 63.7% in 2021, slightly decreased by 0.5 percentage point from 64.2% in 2020 which was mainly due to higher proportion of revenue generated from the sales of licensed-in products.

The Group's research and development ("R&D") expenses during the Reporting Year represented new drugs development in major therapeutic areas such as cardiovascular, woman health, paediatrics, rare diseases, dermatology and obstetrics, as well as in the area of oncology under a separate R&D arm within the Group.

業務回顧

收益及溢利

於截至二零二一年十二月三十一日止年度(「報告年度」)內，本集團錄得收益1,266,157,000港元(二零二零年：1,216,716,000港元)，按年增長4.1%。引進產品的銷售額為749,135,000港元(二零二零年：677,951,000港元)，佔本集團收益的59.2%(二零二零年：55.7%)，而專利及仿製產品的銷售額則為517,022,000港元(二零二零年：538,765,000港元)，佔本集團收益的40.8%(二零二零年：44.3%)。

引進產品的銷售額方面，由於長期病患藥物需求不受影響，故《可益能》[®]錄得不錯的增長，為15.0%；《菲普利》[®]通過品牌轉型、進軍非處方藥物領域，取得強勁增長，為29.1%；《蓋世龍》[®]及《善可舒》[®]等其他產品亦於報告年度帶來收益增長貢獻；而於二零二一年第三季度新推出的《布累迪寧》[™]亦貢獻約2.8%的收益。因此，儘管《再寧平》[®]中國特許授權終止而喪失收益，惟引進產品的銷售額仍較去年增長10.5%。

作為本集團首隻仿製產品，曲前列尼爾注射液較去年顯著增長87.3%。另外兩隻仿製產品磺達肝癸鈉注射液及苯丁酸鈉顆粒亦於報告年度內開始帶來收益貢獻。至於來自專利產品的銷售額，《尤靖安》[®]通過品牌轉型、進軍非處方藥物領域，取得強勁增長，為51.2%；而《速樂涓》[®]則穩步增長5.5%。然而，此等銷售額增幅只能部分抵銷因《立邁青》[®]作為那屈肝素鈣注射液重新安排在醫院上市，令市場受干擾而喪失的收益。專利產品及仿製產品總銷售額較去年減少4.0%。

本集團錄得毛利806,284,000港元(二零二零年：781,066,000港元)，較去年增長3.2%。二零二一年的毛利率為63.7%，較二零二零年的64.2%輕微下跌0.5個百分點，主要是由於銷售引進產品的收益佔比上升所致。

於報告年度內，本集團的研究及開發(「研發」)費用來自心血管、女性健康、兒科、罕見病、皮膚科及產科等各種主要治療領域的新藥開發，以及獨立的腫瘤科研發分支。

Management Discussion and Analysis

管理層討論及分析

The Chinese government continued to implement a series of major reforms to its drug pricing regulatory mechanisms. In particular, the Volume-Based Procurement (“VBP”) program has continued to rollout across the country and cover more products which brought down prices to public hospitals with volume commitments. It is inevitable that such regulatory change of this scale and scope creates uncertainty to the Group’s R&D portfolio. After a review of the R&D portfolio, the Group decided to postpone 14 drug development programs and a one-time loss of approximately HK\$190.7 million attributable to the full impairment made in respect of the licensing fee and development cost previously capitalised therefor was recognised. In addition, a one-time loss of approximately HK\$40.2 million attributable to the full impairment for the licensing fee and development cost previously capitalised for a launched oral antihypertensive product, namely Rasilez®, was recognised due to the concern about its future market and revenue potential in view of the lowered prices of competing antihypertensive products after the completion of the fifth round of VBP program.

Saved for the above, the Group continued to invest its R&D efforts in new drugs development and HK\$463,147,000 was spent in R&D activities during 2021 (2020: HK\$389,399,000), represented 36.6% (2020: 32.0%) to the corresponding yearly revenue. Among which HK\$243,835,000 (2020: HK\$203,294,000) has been recognised as expenses and HK\$219,312,000 (2020: HK\$186,105,000) has been capitalised as intangible assets. In additions, HK\$100,717,000 (2020: HK\$111,139,000) license fees for licensed-in products has been recognised as intangible assets during 2021.

The Group implemented various measures to strengthen the existing and exploring new distribution channels and preparing for the rollout of new and upcoming products, and adequate resources have been deployed thereto during the Reporting Year. Overall, the selling expenses to revenue ratio was 28.9% in 2021, increased by 5.9 percentage points as compared to 23.0% same period last year. As an example of such efforts, the Group has achieved a speedy take-over of the Bredinin™ sales since July 2021 and realised the revenue of approximately HK\$36.1 million in 2021.

During the Reporting Year, the Group recorded a net provision for expected credit losses on financial assets of HK\$90,284,000 (2020: HK\$1,180,000) which was mainly attributable to the full provision for impairment on the advances of HK\$90,838,000 (2020: Nil) made to Powder Pharmaceuticals Incorporated (“PPI”), an associated company of the Group. The financial assistance provided were used to support PPI’s business operation which included the production, development and promotion of a powder intra-dermal injection system and the development of a continuous glucose monitoring system. In view of the recent sharp downturn in biotech capital market which leads to a less certain path to new funding on developing stage projects, the Group decided not to extend the advances thereto upon the expiry. Meanwhile, the Group will continue to monitor the progress of PPI product developments and to seek a settlement on the amount which had fallen due but remained unpaid.

中國政府繼續對藥品價格監管機制進行多項重大改革，尤其是藥品集中帶量採購(「藥品集採」)計劃繼續在全國推行，且擴大藥品覆蓋，藉帶量採購降低公立醫院的採購價。如此大規模與範圍的監管轉變無可避免地為本集團的研發組合帶來不明朗因素。於檢討研發組合後，本集團決定押後14項藥物開發項目，並因此就已資本化的專利費及開發成本全數減值確認一次性虧損約190,700,000港元。此外，在第五批藥品集採計劃完成後，已推出的口服抗高血壓藥《銳思力》®在其他抗高血壓競爭產品價格下滑的情況下，未來市場及收益潛力存疑，故本集團亦就其已資本化的專利費及開發成本全數減值確認一次性虧損約40,200,000港元。

除上文所述者外，本集團於二零二一年繼續投資於開發新藥的研發活動，研發活動開支為463,147,000港元(二零二零年：389,399,000港元)，佔相應年度收益的36.6%(二零二零年：32.0%)，當中243,835,000港元(二零二零年：203,294,000港元)已確認為費用，而219,312,000港元(二零二零年：186,105,000港元)已資本化作為無形資產。此外，於二零二一年，100,717,000港元(二零二零年：111,139,000港元)的引進產品專利費亦已確認為無形資產。

於報告年度內，本集團亦已施行多項措施強化現有分銷管道，同時探索新分銷管道，以及為新產品及即將面世的产品上市作準備，且已投放足夠資源。整體而言，與去年同期的23.0%比較，二零二一年銷售費用對收益的比率上升5.9個百分點至28.9%。有關努力的例子包括本集團自二零二一年七月起迅速接手《布累迪寧》™的銷售工作，更於二零二一年實現收益約36,100,000港元。

於報告年度內，本集團錄得財務資產預期信貸虧損撥備淨額90,284,000港元(二零二零年：1,180,000港元)，主要是由於就向本集團聯營公司普樂藥業有限公司(「普樂藥業」)墊付的款項90,838,000港元(二零二零年：無)作出全數減值撥備所致。所提供的財務支援乃用於支持普樂藥業的業務營運，包括生產、開發及推廣粉狀皮下注射系統，以及開發持續葡萄糖檢測系統。鑒於生物科技資本市場近期急挫，導致開發階段項目新資金來源較為不明朗，本集團決定於期滿後不再為墊款延期。與此同時，本集團將繼續監察普樂藥業的產品開發進度，尋求收回已到期但仍未支付之款項。

Management Discussion and Analysis

管理層討論及分析

Together with a one-time gain of approximately HK\$2.3 billion attributable to the derecognition of investment in Zhaoke Ophthalmology Limited ("ZKO", stock code: 6622.HK) as an associate of the Company immediately after the separate listing of ZKO on 29 April 2021, net profit attributable to the owners of the Company in 2021 was HK\$1,987,176,000, increased by approximately 14.4 times as compared to last year.

Manufacturing Facilities and Production Capability

During the Reporting Year, the Group achieved good progress in production capacity expansions and manufacturing facility upgrades of Yallaferon® and Livaracine® as well as the technology transfer of certain new products in the form of oral lyophilised powder and liposome in Hefei site. In Nansha site, the GMP production lines of Tecarfarin tablet and Nokxaban tablet have been completed and the making of clinical samples have been done. The equipment installation and commission for the manufacturing of inhaled pharmaceutical aerosols has been completed and the making of clinical samples has also been done. The equipment installation and commission for the productions of oral cytotoxic drugs and continuous glucose monitor were completed, and both facilities are ready for making clinical samples and/or registration batch.

Drug Development

To date, the Group has over 40 projects in its pipeline from early- to late-stage development. The applications made in the prior year for Import Drug License ("IDL"), such as Natulan®, and Teglutik®, and for Abbreviated New Drug Application ("ANDA"), namely Azilsartan, and Apremilast tablet (阿普米司特片), are under review by the Centre for Drug Evaluation (the "CDE"). The New Drug Application ("NDA") for Adasuve® made in the prior year has been officially accepted by the China's National Medical Products Administration ("NMPA").

During the Reporting Year and up to date, measurable progress has been made in various clinical programs.

Major Therapeutic Areas

The Group is currently developing several assets in major therapeutic areas, such as cardiovascular, woman health, paediatrics, rare diseases, dermatology and obstetrics, which includes late-stage programs such as (1) Cetraxal® Plus for acute otitis externa (AOE) and acute otitis media with tympanostomy tubes (AOMT); and (2) Intrarosa® in the treatment of vulvovaginal atrophy (VVA), both of which are already in Phase III clinical trial stage. On the other hand, the ANDA of High Concentration Treprostinil Injection (20ml:50mg) has been accepted for review by NMPA in February 2021 and subsequently approved on 9 March 2022.

加上緊隨兆科眼科有限公司(「兆科眼科」, 股份代號: 6622.HK)於二零二一年四月二十九日分拆上市後, 終止將本公司於兆科眼科的投資確認為聯營公司時的一次性收益約2,300,000,000港元, 二零二一年的本公司擁有人應佔純利為1,987,176,000港元, 較去年增加約14.4倍。

生產設施及生產能力

於報告年度內, 本集團合肥基地的《尤靖安》®及《立邁青》®產能提升及生產設施升級以及若干口服凍乾粉及脂質體新產品的技術轉移進度良好。南沙基地生產特卡法林藥片及諾克沙班藥片已完成GMP生產線建設並已生產臨床試驗用藥。生產氣溶膠吸入劑的設施亦已完成安裝及調試, 並已生產臨床試驗用藥, 而生產口服細胞毒性藥物及進行連續血糖監測的設備則已完成安裝及調試, 兩者均已準備好生產臨床試驗用藥及/或註冊批次。

藥物開發

截至目前為止, 本集團管道中有超過40個分別處於早期至後期開發階段的項目。於上一年度, 本集團的進口藥品註冊證申請(即Natulan®及Teglutik®)及簡化新藥上市申請(「簡化新藥申請」)(即阿齊沙坦及阿普米司特片)正由藥品審評中心(「藥審中心」)評審。上一年度的Adasuve®新藥上市申請(「新藥申請」)已獲中國國家藥品監督管理局(「國家藥監局」)正式受理。

於報告年度內及截至目前為止, 多項臨床計劃取得實質進展。

主要治療領域

本集團現正開發主要治療領域的各種資產, 包括心血管、女性健康、兒科、罕見病、皮膚科及產科, 包括處於後期開發階段的計劃, 例如(1) Cetraxal® Plus, 治療急性外耳道炎及伴有鼓膜置管的急性中耳炎; 及(2) Intrarosa®用於治療外陰陰道萎縮(VVA), 兩項均處於第III期臨床試驗階段。另一方面, 高濃度曲前列尼爾注射液(20毫升: 50毫克)的簡化新藥申請已於二零二一年二月獲國家藥監局受理, 其後已於二零二二年三月九日獲批。

Oncology Pipeline

China Oncology Focus Limited (“COF”), a 65% owned subsidiary of the Group, is a clinical development stage company and the Group’s R&D arm focused on oncology with emphasis in immuno-oncology. To date, COF has built a pipeline of 10 oncology assets, including 6 innovative and 4 generics, through internal development and in-licensing, and is currently developing several assets, including (1) Socazolimab (an anti-PD-L1 antibody) in recurrent or metastatic cervical cancer in new drug application stage in China; (2) Socazolimab in osteosarcoma in Phase III clinical trial; (3) Socazolimab combined with chemotherapy in small cell lung cancer in Phase III clinical trial; (4) Zotiraciclib, an oral multi-kinase inhibitor in Phase I clinical trial for glioblastoma; (5) Gimatecan, a topoisomerase I inhibitor in Phase II clinical trial for ovarian cancer and in Phase Ib/II clinical trial for small cell lung cancer and a Phase I clinical trial for pancreatic cancer in China; and (6) Socazolimab combined with Pexa-vec (oncolytic virus) which is in Phase Ib clinical trial for melanoma.

During the Reporting Year and up to date, the Group obtained 5 ANDA and IDL approvals from NMPA.

Fondaparinux Sodium Injection

On 2 February 2021, Fondaparinux Sodium Injection (0.5 ml: 2.5 mg), a drug indicated to prevent deep vein thrombosis (DVT; a blood clot, usually in the leg), which can lead to pulmonary embolism (PE; a blood clot in the lung), in people who are having hip surgery, hip or knee replacement, or abdominal surgery, obtained approval for manufacturing and marketing from the NMPA. Fondaparinux sodium is a synthetic and specific inhibitor of coagulation activated factor X (factor Xa) with high bioavailability, fast acting and longer half-life. It has no effect on factor IIa, and has low bleeding adverse event. It inhibits only free factor Xa but not factor Xa bound to the prothrombinase. Use of fondaparinux does not require monitoring of PT (prothrombin time) and aPTT (activated partial thromboplastin time). The short chain length of fondaparinux sodium results in devoid of immunogenicity. It does not interact with platelet and does not induce thrombocytopenia. It has no hepatotoxicity and has less allergic reactions.

腫瘤管道

本集團擁有65%權益的附屬公司中國腫瘤醫療有限公司(「COF」)為本集團在腫瘤科方面的研發分支，並為臨床開發階段公司，專研免疫腫瘤療法領域。截至目前為止，COF已通過內部研發及從外引進的方式建立涵蓋10項腫瘤資產的管道，包括6項創新及4項仿製藥，現正開發多項資產，包括(1) Socazolimab(抗PD-L1抗體)，於中國處於復發性或轉移性宮頸癌新藥申請階段；(2) Socazolimab骨肉瘤第III期臨床試驗；(3) Socazolimab結合化療的小細胞肺癌第III期臨床試驗；(4) Zotiraciclib，一種口服多激酶抑制劑，現正進行膠質母細胞瘤第I期臨床試驗；(5) Gimatecan，一種拓撲異構酶I抑制劑，現正於中國進行卵巢癌第II期臨床試驗、小細胞肺癌第Ib/II期臨床試驗及胰臟癌第I期臨床試驗；及(6) Socazolimab結合Pexa-vec(一種溶瘤病毒)，現正進行黑色素瘤第Ib期臨床試驗。

於報告年度內及截至目前為止，本集團已取得國家藥監局發出5項簡化新藥申請及進口藥品註冊證批准。

磺達肝癸鈉注射液

於二零二一年二月二日，磺達肝癸鈉注射液(0.5毫升：2.5毫克)已獲國家藥監局的生產及上市批文。該藥物適用於預防正進行髖關節手術、髖關節或膝關節置換或下腹手術的人士出現可導致肺栓塞(PE；肺部血凝塊)的深靜脈血栓(DVT；一般見於腿部的血凝塊)。磺達肝癸鈉乃人工合成的活化凝血X因子(Xa因子)選擇性抑制劑，具有生物利用度高、起效快、半衰期長等優點。磺達肝癸鈉對IIa因子無作用，出血的不良反應少，僅抑制游離的Xa因子而不抑制與凝血酶原結合的Xa因子，不需監測PT(凝血酶原時間)及aPTT(活化部分凝血酶時間)。磺達肝癸鈉分子鏈短，不能誘導抗體反應，與血小板並無相互作用，不會引起血小板減少症，且對肝臟無毒害作用，過敏反應發生少。

Management Discussion and Analysis

管理層討論及分析

Sodium Phenylbutyrate Granules

On 13 May 2021, the Drug Registration Certificate for Sodium Phenylbutyrate Granules (specification: 150g/bottle, containing 0.94g Sodium Phenylbutyrate for every 1g) developed and manufactured by Zhaoke Pharmaceutical (Guangzhou) Company Limited (“**Zhaoke Guangzhou**”), a wholly-owned subsidiary of the Company, has been obtained from the NMPA. Sodium Phenylbutyrate is used as an adjuvant treatment for long-term treatment on urea cycle disorders patients resulting from carbamoyl phosphate synthetase deficiency, ornithine transcarbamylase deficiency or argininosuccinate synthetase deficiency. It is applicable to new-born babies (born less than 28 days) with profound biotinidase deficiency and to patients with a history of late onset hyperammonemia brain dysfunction (partial biotinidase deficiency, born for more than one month). The Sodium Phenylbutyrate Granules developed and manufactured by Zhaoke Guangzhou is the first generic version in China. As there is no original Sodium Phenylbutyrate available for sale in China, the Group’s Sodium Phenylbutyrate Granules would address the unmet medical needs in China.

Zingo®

On 1 March 2022, the Drug Registration Certificate for Zingo® (Lidocaine Hydrochloride Powder Intradermal Injection System) has been obtained from the NMPA. Zingo® is an amide local anesthetic indicated for use on intact skin to provide local analgesia prior to venipuncture or peripheral intravenous cannulation in children 3–18 years of age and to provide topical local analgesia prior to venipuncture in adults. The rapid onset of analgesia in 1–3 minutes provides care givers and patients the opportunity for a pain-free and needle-free access procedure.

INOmax®

On 8 March 2022, the Drug Registration Certificate for INOmax® (nitric oxide gas for inhalation) has been obtained from the NMPA. INOmax® is a therapy for the treatment of hypoxic respiratory failure (“**HRF**”) associated with pulmonary hypertension (“**PPHN**”) in term and near-term infants greater than 34 weeks gestational age. PPHN is a serious condition in which blood vessels in the lungs constrict, making it difficult to oxygenate blood, often resulting in HRF. INOmax® is a vasodilator which selectively relaxes pulmonary blood vessels and, in conjunction with ventilatory support and other appropriate agents, improves oxygenation in this fragile newborn population.

苯丁酸鈉顆粒

於二零二一年五月十三日，由本公司全資附屬公司兆科藥業(廣州)有限公司(「**兆科廣州**」)開發並生產的苯丁酸鈉顆粒(規格：150克／瓶，每1克含苯丁酸鈉0.94克)取得國家藥監局的藥品註冊證書。苯丁酸鈉作為輔助治療藥物，用於氨基甲醯磷酸合成酶缺乏症、鳥氨酸氨基醯基轉移酶缺乏症或精氨酸琥珀酸合成酶缺乏症引起的尿素循環異常患者的長期治療，適用於新生兒期(出生28天內)出現完全酶缺乏症的患者，亦適用於有高血氨性腦病病史的遲發型(部分酶缺乏症，發生於出生一個月後)患者。兆科廣州開發並生產的苯丁酸鈉顆粒為國內首仿藥物。目前中國沒有原研苯丁酸鈉銷售，本集團的苯丁酸鈉顆粒正好填補國內醫療需求的空白。

Zingo®

於二零二二年三月一日，Zingo®(鹽酸利多卡因粉末皮內注射給藥系統)取得國家藥監局的藥品註冊許可證。Zingo®為用於皮膚表層的醃胺局部麻醉劑，提供注射後1–3分鐘即見效的局部鎮痛；用於3至18歲小孩靜脈穿刺或靜脈插管前局部鎮痛，以及成人靜脈穿刺前局部鎮痛，為護理人員及患者提供無針、無痛的注射系統。

INOmax®

於二零二二年三月八日，INOmax®(一氧化氮吸入性氣體)取得國家藥監局的藥品註冊許可證。INOmax®是一種用於治療患有低氧性呼吸衰竭(「**HRF**」)並伴隨肺動脈高壓(「**PPHN**」)的足月兒及34週以上的早產兒的療法。PPHN是一種肺血管收縮導致血液難以供氧的嚴重疾病，經常導致HRF。INOmax®是一種血管擴張劑，其可選擇性地讓肺血管放鬆，並通過配合換氣裝置及其他適當藥物，改善脆弱新生兒群體的氧合。

High Concentration Treprostinil Injection

On 9 March 2022, the Drug Registration Certificate for High Concentration Treprostinil Injection (specification: 20ml:50mg) developed and manufactured by Zhaoke Pharmaceutical (Hefei) Company Limited, a wholly-owned subsidiary of the Company, has been obtained from the NMPA.

Business Partnership

The in-licensing approach is the Group's preferred mode of business development strategy. Nevertheless, the Group has remained selective in entering new in-licensing deals. Only 1 licensing deal has been entered into during the Reporting Year. On 15 June 2021, the Group successfully entered into a license agreement with Asahi Kasei Pharma Corporation, a Japan-based company, pursuant to which the Group was awarded the exclusive license to commercialise Bredinin™ (generic name: mizoribine) for the indication of suppression of rejection reaction in renal transplantation in Mainland China. Bredinin™ was first launch in China in 1999 and has already established a decent market presence within the patient population. In addition, supplemental new drug application (sNDA) for the additional indications such as lupus nephritis (LN) and nephrotic syndrome (NS) were submitted to NMPA in June 2020.

Corporate Development

On 29 April 2021, the Group's investment in ZKO has been successfully listed on the Main Board of The Stock Exchange of Hong Kong Limited ("HKEx") at HK\$16.80 per ZKO share and raised approximately HK\$1,932.3 million. Upon the listing of ZKO, ZKO ceased to be an associate of the Company since the Group will not exercise significant influence over the operations thereof and is accounted for as financial assets at fair value through other comprehensive income for financial reporting purposes. The Group has recorded a one-time gain of approximately HK\$2.3 billion in the Company's consolidated statement of profit or loss on this derecognition of investment in ZKO as an associate of the Company in the second quarter of 2021.

高濃度曲前列尼爾注射液

於二零二二年三月九日，本公司的全資附屬公司兆科藥業(合肥)有限公司開發及製造的高濃度曲前列尼爾注射液(規格：20毫升：50毫克)已取得國家藥監局的藥品註冊許可證。

業務夥伴

特許經營策略為本集團業務發展策略的首選模式。然而，本集團在訂立新的特許經營交易時，仍然堅持精挑細選。本集團於報告年度內僅訂立一項特許經營交易。於二零二一年六月十五日，本集團成功與日本公司旭化成製藥株式會社訂立授權協議。據此，本集團獲得《布累迪寧》™(通用名稱：咪唑立賓)商業化的獨家授權，在中國大陸用於抑制腎臟移植的排斥反應。《布累迪寧》™於一九九九年首次在中國面市，已在患者群體中建立良好的市場地位。此外，狼瘡性腎炎(LN)及腎病綜合症(NS)追加適應症的補充新藥申請已於二零二零年六月提交國家藥監局。

企業發展

於二零二一年四月二十九日，本集團於兆科眼科的投資成功於香港聯合交易所有限公司(「聯交所」)主板上市，發售價為每股兆科眼科股份16.80港元，集資額約為1,932,300,000港元。於兆科眼科上市後，由於本集團不能再對兆科眼科的運作行使重大影響力，故兆科眼科不再為本公司的聯營公司，就財務報告而言入賬列作按公平值透過其他全面收益列賬的財務資產。於二零二一年第二季終止將本公司於兆科眼科的投資確認為聯營公司時，本集團於本公司的綜合損益表內錄得一次性收益約2,300,000,000港元。

Management Discussion and Analysis

管理層討論及分析

FINANCIAL REVIEW

Revenue and Net Profit Attributable to the Owners of the Company

The Group's revenue increased on a year-on-year basis by HK\$49,441,000 or 4.1%, from HK\$1,216,716,000 in 2020 to HK\$1,266,157,000 in 2021. During the Reporting Year, the sales of proprietary and generic products decreased 4.0% and the sales of licensed-in products increased by 10.5%.

Revenue	收益	2021 二零二一年 HK\$'000 千港元	2020 二零二零年 HK\$'000 千港元	Change 變動
Proprietary and generic products	專利及仿製產品	517,022	538,765	-4.0%
Licensed-in products	引進產品	749,135	677,951	+10.5%
Total	總計	1,266,157	1,216,716	+4.1%

Net profit attributable to the owners of the Company increased by 1,436.7% from HK\$129,316,000 in 2020 to HK\$1,987,176,000 in 2021.

財務回顧

收益及本公司擁有人應佔純利

本集團收益按年增加49,441,000港元或4.1%，由二零二零年1,216,716,000港元增至二零二一年1,266,157,000港元。於報告年度內，專利及仿製產品的銷售減少4.0%，引進產品的銷售則增加10.5%。

本公司擁有人應佔純利增加1,436.7%，由二零二零年129,316,000港元增至二零二一年1,987,176,000港元。

Gross Profit Margin

Gross profit margin for the Reporting Year was 63.7%, slightly decreased by 0.5 percentage point as compared with year 2020 which was mainly due to higher proportion of revenue generated from licensed-in products.

毛利率

報告年度的毛利率為63.7%，與二零二零年度相比微跌0.5個百分點，主要由於引進產品產生的收益比例上升所致。

Other Income

Other income for the Reporting Year was HK\$102,323,000, a decrease of 32.1% as compared to corresponding period of last year. Other income included development grants from local government, rental and utilities income, and research and development service income. Other income in the year 2020 included certain one-off items such as compensation income for the early termination of the license and supply agreement of Zanidip®, and government grant in respect of COVID-19-related subsidies.

其他收入

報告年度的其他收入為102,323,000港元，較去年同期減少32.1%。其他收入包括地方政府授予之開發補助、租金及公共服務收入以及研究及開發服務收入。二零二零年度的其他收入包括若干一次性項目，例如提早終止《再寧平》®特許及供應協議的補償收入以及涉及COVID-19相關補貼的政府補助。

Other Gains and Losses, Net

Other gains and losses recorded a net gain of HK\$2,067,799,000 for the Reporting Year which was mainly attributable to the HK\$2.3 billion gain on deemed disposal of interest in associate ZKO, and impairment loss recognised in respect of intangible assets of HK\$230,509,000.

其他收益及虧損淨額

報告年度的其他收益及虧損錄得2,067,799,000港元淨收益，主要源於視為出售聯營公司兆科眼科權益的收益23億港元，以及就無形資產確認的減值虧損230,509,000港元。

Selling and Distribution Expenses

Selling and distribution expenses for the Reporting Year recorded an increase of 30.9% as compared to the corresponding period of last year to HK\$366,439,000, representing 28.9% of the Group's revenue, increased by 5.9 percentage points as compared with 23.0% that of in the prior year. The Group continued to deploy adequate resources to strengthen the existing and exploring new distribution channels, and on the preparation for the roll-out of new products.

銷售及分銷費用

報告年度的銷售及分銷費用較去年同期增加30.9%至366,439,000港元，佔本集團收益28.9%，較去年的23.0%上升5.9個百分點。本集團繼續調撥充足資源強化現有分銷渠道，同時探索新分銷渠道，以及為新產品上市作準備。

Administrative Expenses

Administrative expenses for the Reporting Year increased by 25.0% or HK\$59,544,000, from HK\$237,721,000 in year 2020 to HK\$297,265,000 in 2021, and accounted for 23.5% of the Group's revenue for the Reporting Year, increased by 4.0 percentage points from 19.5% in 2020.

Research and Development Expenses

Research and development expenses for the Reporting Year increased by HK\$40,541,000 as compared with the corresponding year to HK\$243,835,000, and accounted for 19.3% of the Group's revenue, increased by 2.6 percentage points as compared with 16.7% that of in the prior year. Together with the capitalised research and development costs of HK\$219,312,000 (2020: HK\$186,105,000), the amount spent in research and development activities during the Reporting Year was HK\$463,147,000, increased by HK\$73,748,000 or 18.9% as compared with the corresponding year.

Taxation

Income tax expense for the Reporting Year decreased by HK\$46,021,000 as compared with the corresponding period of prior year to HK\$9,482,000. The Group's effective tax rate was approximately 0.5% during the Reporting Year, decreased by 40.9 percentage points as compared with 41.4% for the prior year. More one-off items not subject to tax lower the effective tax rate in current year.

Investments Held

As at 31 December 2021, the Group's investment portfolio amounted to approximately HK\$1,043,464,000 (31 December 2020: HK\$421,690,000) as recorded in the consolidated statement of financial position under various categories including:

- interests in associates which are accounted for by using equity method;
- financial assets at fair value through profit or loss ("FVTPL"); and
- financial assets at fair value through other comprehensive income ("FVTOCI").

Changes in respective items in the consolidated statement of financial position have been disclosed in the notes to the consolidated financial statements in this annual report.

行政費用

報告年度的行政費用由二零二零年度的237,721,000港元增加25.0%或59,544,000港元至二零二一年的297,265,000港元，佔本集團報告年度收益23.5%，較二零二零年的19.5%上升4.0個百分點。

研究及開發費用

報告年度的研究及開發費用較去年增加40,541,000港元至243,835,000港元，佔本集團收益19.3%，較去年的16.7%上升2.6個百分點。連同資本化的研究及開發成本219,312,000港元(二零二零年：186,105,000港元)，於報告年度內用於研究及開發活動的金額為463,147,000港元，較去年增加73,748,000港元或18.9%。

稅項

報告年度的所得稅開支較去年同期減少46,021,000港元至9,482,000港元。於報告年度內，本集團實際稅率約為0.5%，較去年的41.4%下跌40.9個百分點。更多毋須課稅的一次性項目促使本年度實際稅率下降。

持有投資

於二零二一年十二月三十一日，本集團的投資組合約達1,043,464,000港元(二零二零年十二月三十一日：421,690,000港元)，記錄於綜合財務狀況表中的各個類別包括：

- 透過權益法入賬的於聯營公司的權益；
- 按公平值透過損益列賬之財務資產；及
- 按公平值透過其他全面收益列賬之財務資產。

綜合財務狀況表中各項目的變動已於本年報中綜合財務報表附註披露。

Management Discussion and Analysis

管理層討論及分析

Details of the significant investments in the portfolio under financial assets as at 31 December 2021 are as follows:

於二零二一年十二月三十一日的財務資產項下投資組合的重大投資詳情如下：

Description of investment	Approximate investment cost as at 31 December 2021	Fair value as at 31 December 2021	Approximate percentage to the Group's audited total assets as at 31 December 2021	Changes in fair value during the year 2021 (Decrease) Increase
投資詳情	於二零二一年十二月三十一日的概約投資成本 HK\$'000 千港元	於二零二一年十二月三十一日的公平值 HK\$'000 千港元	本集團 於二零二一年十二月三十一日 的經審核資產總值 概約百分比	二零二一年度內的 公平值變動 (減少)增加 HK\$'000 千港元
Zhaoke Ophthalmology Limited (Note 1) 兆科眼科有限公司(附註1)	2,321,626	787,695	21.7%	(1,533,931)
Other financial assets at FVTOCI (Note 2) 其他按公平值透過其他全面收益列賬的 財務資產(附註2)	652,597	219,022	6.0%	(172,675)
Total financial assets at FVTOCI 按公平值透過其他全面收益列賬的財務資產總值	2,974,223	1,006,717	27.7%	(1,706,606)
Financial assets at FVTPL (Note 2) 按公平值透過損益列賬的財務資產(附註2)	28,062	30,480	0.8%	(21,827)
Total financial assets 財務資產總值	3,002,285	1,037,197	28.5%	(1,728,433)

Note 1: Zhaoke Ophthalmology Limited ("ZKO") is an ophthalmic pharmaceutical company listed on the Main Board of The Stock Exchange of Hong Kong Limited (stock code: 6622) and is principally engaged in the research, development and commercialisation of therapies that address significant unmet medical needs in eye diseases market. The Group directly held 138,192,000 shares of ZKO, representing 25.5% of the total issued shares of ZKO as at 31 December 2021. During the Reporting Year, the Group did not receive any dividend income from ZKO. The Group takes a longer-term view on this investment as ZKO is still a pre-revenue biotech company. The Group will closely monitor the progress of the clinical development programs of ZKO.

附註1：兆科眼科有限公司(「兆科眼科」)為一間於香港聯合交易所有限公司主板上市的眼科製藥公司(股份代號：6622)，主要從事療法的研究、開發及商業化，以滿足眼疾市場的巨大醫療需求缺口。本集團直接持有138,192,000股兆科眼科股份，相當於二零二一年十二月三十一日兆科眼科已發行股份總數的25.5%。於報告年度內，本集團並無自兆科眼科收取任何股息收入。本集團視此項投資為長線投資，在於兆科眼科仍屬未有收益的生物科技公司。本集團將密切監察兆科眼科臨床開發計劃的進展。

Note 2: None of the carrying amount of each of the financial assets therein constitutes 5% or more of the Group's total assets as at 31 December 2021.

附註2：於二零二一年十二月三十一日，其中各項財務資產的賬面金額均不構成本集團總資產的5%或以上。

The Group will closely monitor the performance of its investment portfolio and will continue to invest strategically, and will explore opportunities in monetising some of the existing investments if appropriate opportunities in the market arise.

本集團將密切監察投資組合的表現，繼續進行策略性投資，並會在市場出現適當時機時，尋求將部分現有投資貨幣化的機遇。

Save as disclosed above, the Group did not have any significant investment as at 31 December 2021.

除上文所披露者外，本集團於二零二一年十二月三十一日概無任何重大投資。

Liquidity and Financial Resources

The Group's principal sources of working capital in the current year mainly included cash flow from operating activities and bank borrowings.

As at 31 December 2021, the Group's current ratio (current assets divided by current liabilities) was 1.04 (31 December 2020: 1.31). As at 31 December 2021, the Group had net cash position of HK\$30,899,000 (31 December 2020: net cash of HK\$297,183,000) which represented by below:

Net cash position	現金淨額狀況	2021	2020
		二零二一年 HK\$'000 千港元	二零二零年 HK\$'000 千港元
Cash and bank balances	現金及銀行結餘	277,529	375,199
Pledged bank deposits	已抵押銀行存款	–	24,025
Time deposits	定期存款	–	39,336
Less: Bank borrowings	減：銀行借貸	(246,630)	(141,377)
		30,899	297,183

The calculation of Group's gearing ratio based on the net borrowings (after deducting cash and bank balances) to equity attributable to the owners of the Company was Nil as at 31 December 2021 (31 December 2020: Nil).

Taking into consideration the existing financial resources available to the Group, it is believed that the Group should have adequate financial resources to meet its operation and development requirements in the future.

Treasury Policies

The Group adopts a conservative approach towards its treasury policies. The Group strives to reduce exposure to credit risk by performing ongoing credit evaluations of the financial conditions of its customers. To manage liquidity risk, the management of the Group closely monitors the Group's liquidity position to ensure that the liquidity structure of the Group's assets, liabilities and commitments can meet its funding requirements.

Foreign Exchange Exposure

Currently, the Group earns revenue and incurs costs mainly in Renminbi, Hong Kong dollars, European Union euro, Japanese Yen, New Taiwan dollars and United States dollars. The Directors believe that the Group does not have foreign exchange problems in meeting its foreign exchange requirements. The Group will continue to monitor closely its foreign currency exposure and to consider hedging significant foreign currency exposure when necessary.

流動資金及財務資源

本集團於本年度的主要營運資金來源包括來自經營業務的現金流量及銀行借貸。

於二零二一年十二月三十一日，本集團的流動比率（流動資產除以流動負債）為1.04（二零二零年十二月三十一日：1.31）。於二零二一年十二月三十一日，本集團的現金淨額狀況為30,899,000港元（二零二零年十二月三十一日：現金淨額297,183,000港元），其如下所示：

本集團基於借貸淨額（扣除現金及銀行結餘後）對本公司擁有人應佔權益計算的資產負債率於二零二一年十二月三十一日為零（二零二零年十二月三十一日：零）。

經考慮可供本集團使用的現有財務資源後，相信本集團擁有充裕財務資源以應付日後在營運及發展方面所需。

理財政策

本集團在理財方面採取較審慎的政策。本集團透過持續就客戶的財務狀況進行信貸評估，致力將信貸風險降至最低。就控制流動資金風險而言，本集團管理層密切監控本集團的流動資金狀況，以確保本集團資產、負債及承擔的流動資金架構可應付本集團的資金需要。

外匯風險

目前，本集團所賺取的收益及所產生的成本主要以人民幣、港元、歐元、日圓、新台幣及美元計值。董事相信本集團在應付外匯需要時不會面對外匯問題。本集團將繼續密切監察外幣風險，並考慮於有需要時對沖重大外幣風險。

Management Discussion and Analysis

管理層討論及分析

Pledge of Assets

Details of the pledge of assets of the Group as at 31 December 2021 are set out in note 41 to the consolidated financial statements.

Contingent Liabilities

Details of the contingent liabilities of the Group as at 31 December 2021 are set out in note 42 to the consolidated financial statements.

Employee Information

As at 31 December 2021, the Group had 1,319 (31 December 2020: 1,302) employees working in Hong Kong, Mainland China and Taiwan.

The Group's emolument policies are formulated on the performance of individual employees and based on the trends of salaries in various regions, which will be reviewed regularly every year. Apart from mandatory provident fund scheme, retirement benefit scheme and medical insurance, employees share options may also award to employees according to the assessment of individual performance.

PROSPECT

The Group remains of the view that the long-term prospect for the China pharmaceutical market is promising in terms of the growth of total health spending in the region, but the tough business environment due to regulatory changes will be persisted in 2022.

It is expected that the Chinese government will continue to promote medical pricing reform to increase the coverage of the National Reimbursement Drug List (NRDL) and VBP program to eventually achieve "the domestics to replace the imports" goal, to control price rises in drugs and medical consumables, and to increase the efficiency of medical insurance fund usage in 2022, which has been particularly evident by the annual meetings of the National People's Congress (NPC) and the Chinese People's Political Consultative Conference (CPPCC) commenced in March 2022. As stated in the Government Work Report, it is expected that the VBP program will continue and may cover over 300 drugs by the end of 2022. And in fact, the National Centralised Procurement Office has already issued a Notice to Report Information of the seventh round of VBP in February 2022 for another 58 drugs.

While it is believed that the Group will be eventually benefited from these new laws and regulations in the long run, nevertheless, the Group will implement a series of measures to adapt to the "new normal" and to emphasis efficiency at every step of the value chain, particularly in key areas such as sales and R&D, after taking the present conditions into consideration.

資產抵押

本集團於二零二一年十二月三十一日的資產抵押詳情載於綜合財務報表附註41。

或然負債

本集團於二零二一年十二月三十一日的或然負債詳情載於綜合財務報表附註42。

僱員資料

於二零二一年十二月三十一日，本集團於香港、中國內地及台灣工作的僱員人數為1,319人(二零二零年十二月三十一日：1,302人)。

本集團的酬金政策乃按個別僱員的表現及基於不同地區的薪金趨勢而定，並會每年定期檢討。除強制性公積金計劃、退休福利計劃及醫療保險外，本集團亦會按照個別表現評估向僱員授出僱員購股權。

展望

本集團堅信，在區內醫療開支總額增長下，中國醫藥市場長遠前景仍然亮麗，惟二零二二年的經營環境仍會因監管環境轉變而荊棘滿途。

預計中國政府將於二零二二年繼續推動醫療定價機制改革，擴大國家醫保藥品目錄及藥品集採計劃的覆蓋範圍，最終達成以國產藥取代進口藥、控制藥品及醫療耗材價格漲幅以及提高醫保資金使用效率的目標。於二零二二年三月召開的全國人民代表大會(「人大」)及中國人民政治協商會議(「政協」)年度會議更進一步確定有關方向。政府工作報告表示，於二零二二年底，藥品集採計劃預計將繼續推行且可能拓展至超過300項藥物。實際上，國家組織藥品聯合採購辦公室已於二零二二年二月發表關於開展第七批國家組織藥品集中採購相關藥品信息填報工作的通知，涉及58個品種的藥品。

儘管本集團深信，此等新法律及法規長遠將有利於本集團，惟考慮到當前環境，本集團仍將實施一連串措施適應「新常態」，價值鏈中的每一個環節(尤其是銷售及研發等關鍵流程)均會強調效率。

Management Discussion and Analysis

管理層討論及分析

Currently, the Group have six business units: (1) CardioRenal; (2) Gynecology, Paediatric and Dermatology; (3) Rare Disease; (4) Oncology; (5) Retail Sales; and (6) General Products, and are managed by the Group Commercial Operations Centre, and the Group will continue to enhance the existing sales business unit responsibility scheme in order to reflect contemporary needs and to achieve highly effective sales force.

In view of the trend of the ongoing VBP program in China, it is expected that sales of standard drugs will remain the Group's bread and butter, and the sales of specialty drugs which focus on specific unmet medical needs and with better bargaining power over its pricing could become the Group's new growth drivers. From the launch of Treprostinil Injection for pulmonary arterial hypertension in March 2020, Sodium Phenylbutyrate Granules for urea cycle disorders in May 2021, and Bredinin™ for immunosuppression in renal transplantation in June 2021, and the recent approval of High Concentration Treprostinil Injection in March 2022, the Group has gradually expanded its product portfolio from the standard drugs towards specialty drugs. In addition, the NDA approvals of Teglutik® (Riluzole Oral Suspension) for the treatment of Amyotrophic Lateral Sclerosis (ALS) and Natulan® (Procabazine Hydrochloride Capsule) for the treatment of cancer are expected to be obtained soon. With more new products coming in 2022 and beyond, the Group aims at advancing its product portfolio to create growth opportunities.

To maximise the value of our existing products will be another way to create growth opportunities. Selected products such as Ferplex® and Yallaferon® have been undergoing brand transformation and expanding into the OTC category and have already yielded some impressive initial results in 2021. The Group will continue to carry out these processes and look forward to the further success in 2022.

In connection with R&D, the Group is envisaged that more focus will be placed on prioritised projects, and the allocation of resources among various R&D projects will be optimised and the expenditures will be kept within the limits of revenues.

The Group is financially stable with strong governance. It is believed that the above-mentioned measures can bring the Group back to a growth trajectory and can create value for the shareholders over the long run.

本集團目前設有六個由集團營銷中心管理的業務單元，分別為(1)心腎；(2)婦科、兒科及皮膚科；(3)罕見病；(4)腫瘤科；(5)零售；及(6)一般產品。本集團將繼續改善現行銷售業務單元責任制度，以滿足當前需要並建立高效的銷售團隊。

隨着中國藥品集採計劃持續推進，預期標準藥銷售仍將為本集團的主要收益來源，惟針對個別醫療需求缺口且議價能力較高的特種藥銷售勢將成為本集團新的增長動力。自二零二零年三月推出針對肺動脈高壓的曲前列尼爾注射液、二零二一年五月推出治療尿素循環異常的苯丁酸鈉顆粒、二零二一年六月推出用於抑制腎臟移植的排斥反應的《布累迪寧》™及近期於二零二二年三月高濃度曲前列尼爾注射液獲批以來，本集團的產品組合漸次由標準藥品擴大至特種藥。此外，Teglutik®(利魯唑口服混懸劑，治療肌萎縮側索硬化症)及Natulan®(鹽酸丙卡巴胍膠囊，治療癌症)的新藥申請預料快將獲批。隨着更多新產品將於二零二二年及往後面市，本集團計劃優化產品組合，造就發展機遇。

本集團亦將發揮現有產品的價值，締造增長機會。《菲普利》®、《尤靖安》®等個別產品正進行品牌轉型、進軍非處方藥物領域，更於二零二一年初見驕人成果。本集團將繼續複製有關經驗，冀能於二零二二年再創佳績。

研發方面，本集團計劃聚焦於優先項目，並量入為出，在不同研發項目之間靈活調配資源。

本集團財政穩健、管治優秀，上述措施可望帶領本集團重拾升軌，長遠為股東創造價值。

Directors and Key Personnel Profiles

董事及主要人員履歷

EXECUTIVE DIRECTORS

Lee Siu Fong

Chairman, chairman of nomination committee and member of management committee, aged 65

Ms. Lee Siu Fong joined the Group in April 1997 and has since been responsible for the Group's financial affairs. She is an entrepreneur and had since 1992 established and run several companies with primary responsibility in financial affairs. She is the sister of Ms. Leelalertsuphakun Wanee and Dr. Li Xiaoyi.

Leelalertsuphakun Wanee

Managing Director, Chief Marketing & Sales Officer, member of remuneration committee and chairman of management committee, aged 68

Ms. Leelalertsuphakun Wanee joined the Group in April 1997. She was appointed the Chief Marketing & Sales Officer in September 2003 and has been responsible for the Group's sales and marketing activities since then. She is the sister of Ms. Lee Siu Fong and Dr. Li Xiaoyi.

執行董事

李小芳

主席、提名委員會主席及管理委員會成員，65歲

李小芳女士於一九九七年四月加盟本集團，自此負責本集團的財務事宜。彼為企業家，而自一九九二年以來，已成立及經營多家公司並專責財務事宜。彼為李燁妮女士的胞妹及李小羿博士的胞姊。

李燁妮

董事總經理、市場推廣及銷售總監、薪酬委員會成員及管理委員會主席，68歲

李燁妮女士於一九九七年四月加盟本集團。於二零零三年九月，彼獲委任為市場推廣及銷售總監，自此負責本集團的銷售及市場推廣工作。彼為李小芳女士及李小羿博士的胞姊。

NON-EXECUTIVE DIRECTORS

Li Xiaoyi

Senior adviser, aged 59, PhD

Dr. Li Xiaoyi holds a PhD in Pharmacology from the University of Illinois at Chicago and was a postdoctoral fellow with Parke-Davis Research Division of Warner-Lambert company in the United States. He is an Honorary Fellow and Adjunct Professor at the Hong Kong University of Science and Technology. He was appointed as a member of the Chinese People's Political Consultative Conference of Anhui Province in China in January 2018. He is the founder of the Group and has been responsible for the daily operations and research and development of the Group since 1994 to April 2021. He has been re-designated to a non-executive director of the Company and serve as a senior adviser to the Company on 29 April 2021.

James Charles Gale

Aged 71

Mr. James Charles Gale joined the Board on 2 January 2022. He obtained a master's degree in Business Administration from the University of Chicago. He is the co-founder and managing director of Signet Healthcare Management LLC ("Signet"), a private equity firm based in New York City. Founded in 1998, the firm provides growth equity to commercial-stage life sciences companies. He serves on the board of directors of a number of Signet portfolio companies including Advantice Health LLC, Ascendia Pharmaceuticals Inc, Bionpharma Inc (Chairman), Chr Olesen Synthesis A/S, Leon-nanodrugs GmbH, Pharmaceutics International, Inc and RK Pharma Inc. He is also on the board of two public companies: Knight Therapeutics Inc (TSX: GUD) and Hyloris Pharmaceuticals SA (Euronext: HYL).

非執行董事

李小羿

高級顧問，59歲，PhD

李小羿博士持有芝加哥伊利諾大學藥物學博士學位，曾在美國公司Warner-Lambert的Parke-Davis研究部門從事博士後研究。彼為香港科技大學榮譽院士及兼任教授。彼於二零一八年一月獲委任為安徽省中國人民政治協商會議委員。彼乃本集團之創辦人，自一九九四年起直至二零二一年四月負責本集團的日常業務及研發事務。彼於二零二一年四月二十九日調任本公司非執行董事，並擔任本公司的高級顧問。

James Charles Gale

71歲

James Charles Gale先生於二零二二年一月二日加入董事會。彼取得芝加哥大學工商管理碩士學位。彼為以紐約市為基地的私募股權公司Signet Healthcare Management LLC (「Signet」)的共同創辦人及董事總經理。該公司於一九九八年創立，向處於商業階段的生命科學公司提供成長型股權。彼效力多間Signet組合公司的董事會，包括Advantice Health LLC、Ascendia Pharmaceuticals Inc、Bionpharma Inc(主席)、Chr Olesen Synthesis A/S、Leon-nanodrugs GmbH、Pharmaceutics International, Inc及RK Pharma Inc。此外，彼亦為兩間公眾公司的董事會成員：Knight Therapeutics Inc (TSX:GUD)及Hyloris Pharmaceuticals SA (Euronext:HYL)。

Directors and Key Personnel Profiles

董事及主要人員履歷

INDEPENDENT NON-EXECUTIVE DIRECTORS

Chan Yau Ching, Bob

Chairman of audit committee, member of remuneration committee and member of nomination committee, aged 59, PhD, MBA, BBA, CFA, MHKSI

Dr. Chan Yau Ching, Bob joined the independent Board on 14 January 2002. He has extensive experience in corporate development and financial management of high-growth companies. He had been a finance professor, researcher and consultant. He had also served directorship at various listed and privately held companies in Hong Kong and in the United States. He was appointed as the independent non-executive director of Hangzhou Huaxing Chuangye Communication Technology Co., Ltd., which is a listed company on the Shenzhen Stock Exchange, from December 2018 to November 2020. Currently, he is the managing director of KBR Capital Limited, a company engaged in advising clients on management and investment activities in China and Hong Kong. He is also the independent non-executive director of China High Speed Transmission Equipment Group Co., Ltd. and Daisho Microline Holdings Limited, which are listed companies on the Main Board of The Stock Exchange of Hong Kong Limited (the "Stock Exchange"). He does not have any relationship with any Director, substantial shareholder or controlling shareholder of the Company.

Lam Yat Cheong

Member of audit committee, aged 60, CPA (Practising), FCCA, BBA

Mr. Lam Yat Cheong joined the independent Board on 1 July 2004. He is a sole proprietor of an audit firm and has over 30 years of auditing and accounting experience. He is a fellow member of the Association of Chartered Certified Accountants and the Hong Kong Institute of Certified Public Accountants. He had also served directorship at various listed companies in Hong Kong. He does not have any relationship with any Director, substantial shareholder or controlling shareholder of the Company.

獨立非執行董事

陳友正

審核委員會主席、薪酬委員會成員及提名委員會成員，59歲，PhD, MBA, BBA, CFA, MHKSI

陳友正博士於二零零二年一月十四日加入獨立董事會。彼於高增長公司的企業發展及財務管理方面擁有豐富經驗。彼曾為財務系教授、研究員及顧問，亦曾擔任香港及美國多間上市及私人公司的董事職務。於二零一八年十二月至二零二零年十一月，彼為杭州華星創業通信技術股份有限公司（一間深圳證券交易所上市公司）之獨立非執行董事。現時，彼為KBR Capital Limited的董事總經理，該公司於中國及香港從事向客戶提供管理及投資活動建議之業務。彼亦為中國高速傳動設備集團有限公司及大昌微纜集團有限公司（均為香港聯合交易所有限公司（「聯交所」）主板上市公司）之獨立非執行董事。彼與本公司任何董事、主要股東或控股股東概無任何關係。

林日昌

審核委員會成員，60歲，CPA (Practising), FCCA, BBA

林日昌先生於二零零四年七月一日加入獨立董事會。彼為一間核數公司的唯一東主，於審計及會計方面擁有逾三十年經驗。彼為英國特許公認會計師公會及香港會計師公會資深會員。彼曾於多家香港上市公司擔任董事職務。彼與本公司任何董事、主要股東或控股股東概無任何關係。

Directors and Key Personnel Profiles

董事及主要人員履歷

Tsim Wah Keung, Karl

Chairman of remuneration committee, member of audit committee and member of nomination committee, aged 63, PhD, MPhil, BSc

Dr. Tsim Wah Keung, Karl joined the independent Board on 20 September 2004. He currently serves as Chair Professor of Life Science at the Hong Kong University of Science and Technology. He holds a Bachelor of Science degree and a Master degree in Biochemistry from The Chinese University of Hong Kong, and a Doctorate in Molecular Neurobiology from the University of Cambridge. He has published numerous articles in biological sciences and traditional Chinese medicines. He also serves in several local committees in advising the development of traditional Chinese medicine as health food products. He does not have any relationship with any Director, substantial shareholder or controlling shareholder of the Company.

SENIOR MANAGEMENT

Chow Yiu Ming

Group Chief Financial Officer & Company Secretary, aged 48

Mr. Chow Yiu Ming joined the Company in October 2014 and is responsible for the accounting and corporate finance functions of the Group. He has over 25 years of experience in accounting, auditing, financial management and corporate finance. Prior to joining the Company, he had held several senior positions with listed and private companies in Hong Kong. He is a fellow member of the Association of Chartered Certified Accountants, a member of the Hong Kong Institute of Certified Public Accountants, and a fellow member of the Hong Kong Institute of Directors. He holds a Bachelor of Business Administration degree, majoring in Accounting and Finance, from the University of Hong Kong and a Master of Science in Professional Accountancy degree from the University of London. He is also an independent non-executive director of Fortune Sun (China) Holdings Limited which is a listed company on the Main Board of the Stock Exchange.

詹華強

薪酬委員會主席、審核委員會成員及提名委員會成員，63歲，PhD, MPhil, BSc

詹華強博士於二零零四年九月二十日加入獨立董事會。彼目前為香港科技大學生命科學部首席教授，擁有香港中文大學頒授的理學學士學位及生物化學碩士學位以及劍橋大學頒授的分子神經生物學博士學位。彼曾發表多篇有關生物科學及傳統中藥的論文，亦為本地多個有關發展傳統中藥作為保健食品的顧問委員會成員。彼與本公司任何董事、主要股東或控股股東概無任何關係。

高級管理人員

鄒耀明

集團財務總監及公司秘書，48歲

鄒耀明先生於二零一四年十月加盟本公司，負責本集團的會計及企業財務職能，於會計、審核、財務管理及企業融資方面擁有逾二十五年的經驗。在加盟本公司前，彼曾於香港多間上市及私人公司擔任要職。彼為英國特許公認會計師公會資深會員、香港會計師公會會員及香港董事學會資深會員。彼持有香港大學頒授的工商管理學士學位，主修會計及財務，並持有倫敦大學專業會計學理學碩士學位。彼亦為富陽(中國)控股有限公司(一間聯交所主板上市公司)的獨立非執行董事。

Directors and Key Personnel Profiles

董事及主要人員履歷

Jiao Zhongyu

Group Deputy General Manager and General Manager of the Risk Control Centre, aged 52

Mr. Jiao Zhongyu was appointed as the legal adviser of PRC investment by the Group in 1999 in his capacity as a practising lawyer in PRC. He has been appointed as the director of Zhaoke Pharmaceutical (Hefei) Co. Limited ("Zhaoke Hefei") since 2010 and has extensive experience in the government affair and legal affairs. In 2012, he has been appointed as the Chief Officer of the enterprise development department thereof and responsible for the Group's strategic planning and development. The Group established the risk control centre in 2020 and he has been appointed as the General Manager. He is responsible for the daily operations of the Group's legal department and the compliance and audit department.

Tsui Victor Kailok

Chief Manufacturing Officer, Licensed Professional Engineer, aged 55, P.E. MSc

Mr. Victor Tsui graduated from The Hong Kong Polytechnics University and University of Wisconsin with a master degree in Engineering. Before joining the Group, he worked for various pharmaceuticals companies in the United States for over 25 years and was responsible for production management. He joined the Group in 2009 as Chief Operating Officer of Powder Pharmaceuticals Incorporated ("PPI", an associated company of the Group). He has been appointed as Chief Manufacturing Officer of the Group since 2012 to oversee the Group's manufacturing operations. He has also been appointed as director of PPI since 22 March 2013.

Yang Zhongqiang

Executive Deputy General Manager of Zhaoke Pharmaceutical (Hefei) Co. Limited, aged 47

Mr. Yang Zhongqiang holds a master's degree in Pharmaceutical Engineering from Shandong University and has a practicing pharmacist certification. He has been working for the Group for more than 20 years, and has been working in the Department of Research and Development of New Drugs and Quality Department of Zhaoke Hefei. He has extensive experience in the research and development of new drug, project management and quality management. He had served as the quality authorised person of Zhaoke Hefei since 2012 to oversee the its drug quality management and protection works. In 2017, he has been appointed as the Executive Deputy General Manager of Zhaoke Hefei.

焦仲宇

集團副總經理及風險控制中心總經理，52歲

焦仲宇先生於一九九九年以中國執業律師身份獲委任為本集團在中國投資企業的法律顧問。彼自二零一零年起出任兆科藥業(合肥)有限公司(「兆科合肥」)之董事，在政府事務及法律事務方面擁有豐富經驗。彼於二零一二年獲委任為企業發展部總監，負責本集團戰略規劃及發展佈局等方面工作。本集團於二零二零年成立風險控制中心，彼獲委任為總經理職務並負責本集團法務部、合規審計部等日常工作。

徐啟樂

生產總監，持牌專業工程師，55歲，P.E. MSc

徐啟樂先生畢業於香港理工大學及威斯康辛大學，擁有工程碩士學位。於加盟本集團前，彼曾任職於美國不同製藥公司逾二十五年，負責生產管理工作。彼於二零零九年加盟本集團，擔任普樂藥業有限公司(「普樂藥業」，本集團之聯營公司)之營運總監。彼自二零一二年起已獲委任為本集團之生產總監，以監督本集團的生產業務。彼自二零一三年三月二十二日起亦獲委任為普樂藥業之董事。

楊中強

兆科藥業(合肥)有限公司常務副總經理，47歲

楊中強先生持有山東大學製藥工程碩士學位和執業藥師資格證書，効力本集團已逾二十年，一直任職於兆科合肥新藥研究發展部及質量部，在新藥研發、項目管理及質量管理等方面擁有豐富的經驗。彼自二零一二年起出任兆科合肥質量授權人，以監督兆科合肥藥物的質量管理和保障工作。於二零一七年，彼獲委任為兆科合肥常務副總經理。

Directors and Key Personnel Profiles

董事及主要人員履歷

Sun Yuanjue

Chief Medical Officer, aged 47

Mr. Sun Yuanjue holds a bachelor's degree of medicine in clinical medicine from Shanghai Medical University (now known as Shanghai Medical College, Fudan University) and a master's degree of medicine in oncology from the Second Military Medical University (now known as Navy Medical University). He is a licensed Physician in China and has over 20 years' experience in clinical oncology. Before joining the Group, He served as the Chief Physician of Medical Oncology at Shanghai Fengxian District Central Hospital since 2016, and he also served as the President of Shanghai Fengxian District Guhua Hospital during the period from July 2020 to June 2021. Prior to that, he served as Associate Chief Physician of Medical Oncology at Shanghai Sixth People's Hospital and has extensive experience in medical knowledge and clinical trial for new drugs. He had joined several academic groups as committee members, including China Anti-cancer Association (Sarcoma) and Chinese Society of Clinical Oncology (Sarcoma Specialist). He joined the Group since September 2021 as the Chief Medical Officer, responsible for formulating medical strategies and product development for the Group's product introductions, formulating product development strategies, facilitating and accelerating product commercialisation process, and taking charge of medical affairs, drug registrations and compliance matters for pipeline products.

Sun Guorui

General manager of the Group Commercial Operations Centre, aged 50

Mr. Sun Guorui graduated from Sichuan University with a bachelor's degree in engineering and a master's degree in business administration from Peking University. Before joining the Group, he worked in a number of internationally renowned pharmaceutical companies, including Bayer Pharmaceuticals, Merck & Co., Ltd., Beijing Novartis Pharmaceutical Co., Ltd., etc. He has more than 20 years of sales management experience in the pharmaceutical industry and rich experience in handling national marketing business and leading a large-scale marketing team. He joined the Group since September 2020 as the general manager of the Group Commercial Operations Centre ("GCOC"), responsible for the development and management of the GCOC.

孫元珏

首席醫學官，47歲

孫元珏先生在上海醫科大學(現稱復旦大學上海醫學院)臨床醫學專業獲得醫學士學位，在第二軍醫大學(現稱海軍軍醫大學)獲得腫瘤學專業醫學碩士學位。彼為中國執業醫師，並擁有超過二十年的臨床腫瘤經驗。在加盟本集團之前，彼自二零一六年起於上海市奉賢區中心醫院擔任腫瘤內科主任醫師，並於二零二零年七月至二零二一年六月期間兼任上海市奉賢區古華醫院院長。此前，彼曾於上海市第六人民醫院腫瘤內科擔任副主任醫師，擁有豐富的醫學專業知識和新藥臨床試驗的經驗。彼曾擔任多個學術團體成員，其中包括中國抗癌協會肉瘤專業委員會委員和中國臨床腫瘤學會肉瘤專家委員會委員等。彼自二零二一年九月起加盟本集團，擔任集團首席醫學官，負責本集團產品引進的醫學策略及產品發展、產品開發策略制定、加速產品進入商業化階段、在研產品的醫學事務、藥物註冊及合規等工作。

孫國瑞

集團營銷中心總經理，50歲

孫國瑞先生畢業於四川大學，擁有工程學士學位，並擁有北京大學工商管理碩士學位。於加盟本集團前，彼曾任職於多間國際知名製藥企業，包括拜耳製藥、默沙東中國、北京諾華製藥有限公司等，擁有二十多年的製藥行業銷售管理經驗，擁有處理全國營銷業務、帶領大規模營銷團隊的豐富經驗。彼自二零二零年九月起加盟本集團，擔任集團營銷中心總經理，負責集團營銷中心發展及管理工作。

Directors and Key Personnel Profiles

董事及主要人員履歷

Zhang Zeyun

Deputy General Manager of the Group Commercial Operations Centre and Executive Deputy General Manager of Guangzhou Zhaoke Lian Fa Pharmaceutical Limited, aged 41

Mr. Zhang joined the Group in October 2018 and is responsible for the business management of the Group's direct sales team in China. He graduated from Guangzhou University of Chinese Medicine with a bachelor degree in Chinese Medicine. Before joining the Group, he worked for several multinational pharmaceutical and healthcare companies in China for over 15 years and was responsible for sales and market access management. In March 2019, he was appointed as Commercial Operations Director of the Group and Executive Deputy General Manager of Guangzhou Zhaoke Lian Fa Pharmaceutical Limited ("Zhaoke Lian Fa"), and is responsible for the commercial operations of the Group and the daily operations management of Zhaoke Lian Fa, such as rationalise marketing format innovation, responsible for the Group market access department, establish non-medical market sales team, and responsible for overall operations management of the oncology products marketing team. He has been appointed as Deputy General Manager of the GCOC in October 2020.

Fang Ling

Corporate Culture and Public Relations Director of the Group, aged 53

Ms. Fang Ling graduated from Anhui College of Traditional Chinese Medicine (currently known as Anhui University of Traditional Chinese Medicine) with a major in traditional Chinese medicine in 1992, and received her Master of Business Administration in pharmaceutical management degree from Business School, Renmin University of China in 2004. Before she joined the Group in March 1999, she had served Anhui Province Shucheng County Chengguan Town Hospital Division during 1993 to 1998 as a Chinese medicine practitioner. She had been serving for the Group for over 20 years in various positions. She has been appointed Corporate Culture and Public Relations Director of the Group in April 2019 and also serves as the chief supervisor of the Beijing branch of Zhaoke Hefei and the special assistant of the Chairman, and is responsible for the external affairs such as brand building and public relations for the Group, and internal affairs such as corporate culture development, brand development plan, corporate promotion strategy formulation, preparation and organisation. She is also responsible for the management of Lee's Pharm internet-based official account for corporate promotion, official website, management and operation of the internal newsletter "Zhaoke Communication", as well as the management of the daily operations of the Beijing branch of Zhaoke Hefei.

張澤雲

集團營銷中心副總經理及廣州兆科聯發醫藥有限公司常務副總經理，41歲

張先生於二零一八年十月加盟本集團，負責本集團中國終端銷售團隊的商務管理。彼畢業於廣州中醫藥大學，擁有中藥學本科專業。在加盟本集團之前，彼曾任職於中國多間跨國醫藥及醫療公司超過十五年，負責銷售及市場准入的管理工作。於二零一九年三月，彼獲委任為本集團商務運營部總監及廣州兆科聯發醫藥有限公司（「兆科聯發」）常務副總經理，負責本集團商務運營工作及兆科聯發的日常運作管理，包括整理新營銷業態，負責本集團准入部門，成立非醫學市場銷售團隊，並負責腫瘤產品事業團隊的整體運營管理。於二零二零年十月，彼獲委任為集團營銷中心副總經理。

方玲

集團企業文化及公共關係部總監，53歲

方玲女士一九九二年畢業於安徽中醫學院（現稱為安徽中醫藥大學）中醫專業，並於二零零四年取得中國人民大學商學院醫藥工商管理碩士學位。一九九九年三月加盟本集團之前，彼於一九九三年至一九九八年任職於安徽省舒城縣城關鎮醫院分院，出任中醫醫生。彼於本集團任職超過二十年，擔任過多項職位。彼於二零一九年四月獲委任為本集團企業文化及公共關係部總監，並兼任兆科合肥北京分公司總監理及董事長特別事務助理，負責對外提升本集團品牌建設、公眾關係維護，對內打造企業文化價值觀、品牌發展計劃，組織、參與企業宣傳策略制定，方案撰寫與策劃。此外，彼負責李氏大藥廠企業宣傳視窗公眾號、官網、內刊《兆科通訊》的管理及運營，以及兆科合肥北京分公司的日常業務運營管理等。

Directors and Key Personnel Profiles

董事及主要人員履歷

Chen Yueshen

Director of Administration in China, aged 63

Mr. Chen Yueshen had been serving for the Group for more than 20 years in various positions such as the director and Deputy General Manager of Zhaoke Hefei, Chief Operating Officer of the Group and the Deputy General Manager of Zhaoke Pharmaceutical (Guangzhou) Limited (“Zhaoke Guangzhou”). He was responsible for the daily operations of Zhaoke Hefei, including being responsible for the production and quality management of Zhaoke Hefei. He has extensive experience in quality management systems and GMP production. In November 2018, he was appointed as the Director of Administration in China and is responsible for the Group’s administrative matters in China.

Yin Lei

Associate Director, R&D of the Group, aged 49

Mr. Yin Lei holds a bachelor’s degree from the Anhui University of Chinese Medicine. He is also a licensed pharmacist. He joined the Group in 2014 and is responsible for the research and development of new drugs. He has been engaged in drug research and development for over 20 years and has led to many successful cases in the field of small molecule drugs, peptide drugs and biochemical drugs. He had served as the Deputy General Manager of Zhaoke Guangzhou. In 2019, he was appointed as Associate Director, R&D of the Group and is fully responsible for the research and development of new drugs of the Group.

Xia Hongling

Deputy General Manager of Zhaoke Pharmaceutical (Hefei) Co. Limited, aged 57

Ms. Xia Hongling holds a Bachelor’s degree in Business Administration from the Renmin University of China and has the qualification of accountant in China. Before joining the Group, she had been responsible for the accounting and finance function with a large state-owned manufacturing enterprise for over 10 years. She joined the Group in 1997 and held various positions in accounting and supply chain department in Zhaoke Hefei for over 20 years. She has extensive experience in accounting, finance and logistics management in pharmaceutical industry. She has been appointed as Deputy General Manager of Zhaoke Hefei since 2017 and further as the General Manager of the Shanghai branch of Zhaoke Hefei since 2020.

陳躍生

中國地區行政總監，63歲

陳躍生先生服務本集團已逾二十年，曾出任多個職位，如兆科合肥董事及副總經理、本集團之營運總監以及兆科藥業(廣州)有限公司(「兆科廣州」)之副總經理。彼負責兆科合肥的日常運作，包括負責兆科合肥生產及質量管理等方面的工作。彼對藥廠質量管理系統及GMP生產擁有豐富經驗。於二零一八年十一月，彼獲委任為中國地區行政總監，負責本集團在中國的行政事務。

殷雷

集團研發中心副總監，49歲

殷雷先生持有安徽中醫藥大學學士學位，亦為執業藥師，於二零一四年加盟本集團，負責研發新藥。彼一直從事藥物研發工作超過二十年，在小分子藥物、多肽藥物、生化藥物領域領導多個成功案例。彼曾任兆科廣州副總經理。彼於二零一九年獲委任為本集團研發中心副總監，全面負責本集團新藥研究及開發。

夏泓凌

兆科藥業(合肥)有限公司副總經理，57歲

夏泓凌女士持有中國人民大學工商管理學士學位，並具有中國會計師資格。在加盟本集團前，彼曾於一間大型國有製造企業擔任會計及財務職位超過十年。彼於一九九七年加盟本集團，曾經在兆科合肥的會計及供應鏈部門擔任多個職位超過二十年。彼在製藥行業的會計、財務及物流管理方面擁有豐富的經驗。彼於二零一七年獲委任為兆科合肥副總經理，並於二零二零年再獲委任為兆科合肥上海分公司總經理。

Directors and Key Personnel Profiles

董事及主要人員履歷

Zhong Chengping

Deputy General Manager of Zhaoke Pharmaceutical (Guangzhou) Limited, aged 53

Ms. Zhong Chengping graduated from China Pharmaceutical University with a Bachelor of Science degree and a licensed pharmacist qualification certificate. Before joining the Group, she worked in many domestic pharmaceutical companies, including Shanghai Jinke Quanjiao Pharmaceutical Co., Ltd., Hong Kong Jiu Hua Huayuan Pharmaceutical Co., Ltd., Hangzhou Puji Pharmaceutical Technology Development Co., Ltd., etc. She has nearly 30 years of experience in quality and project management and other aspects. She joined the Group since 2012 as a quality manager. In 2019, she was appointed as the quality director and quality attorney of Zhaoke Hefei. In 2021, she has been appointed as the Deputy General Manager of Zhaoke Guangzhou.

CONSULTANT

Professor Sabino Iliceto

Scientific Director of the Company

Professor Sabino Iliceto is appointed as the Scientific Director of the Company with effect from 1 February 2022 and is providing consultation services on all research and development of the Group's pipeline and portfolio and supports on developing scientific and research projects and clinical developments across the Group. He is highly regarded Italian scientist in cardiology. He is currently the Professor of Cardiology and Director of the School of Cardiology of the University of Padua, Italy. He is also the director of Cardiology Unit and director of Cardiac, Thoracic and Vascular Department of Padua University Hospital. He has a considerable clinical experience as well as a long-standing tradition in planning and organising scientific projects.

鍾成萍

兆科藥業(廣州)有限公司副總經理，53歲

鍾成萍女士畢業於中國藥科大學，擁有理學學士學位和執業藥師資格證書。於加盟本集團前，彼曾任職於國內多間製藥企業，包括上海今科全椒製藥有限公司、香港九華華源製藥有限公司、杭州普濟醫藥技術開發有限公司等，在質量管理、項目管理等方面擁有近三十年豐富經驗。彼自二零一二年起加盟本集團，擔任質量經理，於二零一九年獲委任為兆科合肥質量總監及質量受權人，並於二零二一年獲委任為兆科廣州副總經理。

顧問

Sabino Iliceto教授

本公司科學總監

Sabino Iliceto教授自二零二二年二月一日起獲委任為本公司科學總監，就本集團管道及組合之所有研究及開發提供顧問服務，並支援本集團內的發展科學研究項目及臨床發展。彼為獲高度認受的意大利心臟學科學家，現時為意大利帕多瓦大學(University of Padua)心臟學教授及心臟學學院院長(Director of the School of Cardiology)。此外，彼為帕多瓦大學醫院(Padua University Hospital)的心臟學部總監(director of Cardiology Unit)以及心臟、胸椎及血管科總監(director of Cardiac, Thoracic and Vascular Department)。彼具有豐富的臨床經驗，在計劃及組織科學項目亦有深厚資歷。

The directors of the Company (“**Directors**”) submit their report with the audited consolidated financial statements of the Group for the year ended 31 December 2021.

PRINCIPAL ACTIVITIES AND SEGMENTAL ANALYSIS OF OPERATIONS

The principal activity of the Company is investment holding and the principal activities of the Group are the developing, manufacturing and sale and marketing of pharmaceutical products.

An analysis of the Group’s performance for the year by business and geographical segments is set out in note 8 to the consolidated financial statements.

BUSINESS REVIEW

A fair review of the business of the Group and a discussion and analysis of the Group’s performance during the year and the material factors underlying its results and financial position, including a discussion of the principal risks and uncertainties facing the Group, as well as the outlook for the Group’s business, are provided in the “Chairman’s Statement” (pages 10 to 11) and the “Management Discussion and Analysis” (pages 12 to 23) sections. Particulars of significant events affecting the Group that have occurred since the end of the year ended 31 December 2021, if applicable, can also be found in the aforesaid sections and the notes to the consolidated financial statements (pages 84 to 224). Description of the principal risks and uncertainties faced by the Group can be found in the section headed “Key Risks and Uncertainties” below. Description of the Group’s relationships with its key stakeholders is included in the section headed “Relationships with Employees, Customers and Suppliers”. Furthermore, principal corporate governance practices adopted by the Group and details regarding the Group’s compliance with relevant laws and regulations which have a significant impact on the Group are provided in the “Corporate Governance Report” section (pages 54 to 65).

This discussion forms part of this report of the Directors.

RESULTS AND APPROPRIATIONS

The results of the Group for the year ended 31 December 2021 and the state of affairs of the Company and of the Group as at 31 December 2021 are set out in the financial statements on pages 75 to 224.

The Board has resolved to recommend a final dividend for the year ended 31 December 2021 (the “**Final Dividend**”) equivalent to HK\$0.031 per share (2020: HK\$0.031 per share) in cash to the shareholders whose names appear on the register of members of the Company as at the close of business on Tuesday, 31 May 2022. Together with the interim dividend of HK\$0.030 per share (2020: HK\$0.027 per share) paid on 6 October 2021, total distribution of dividend by the Company for the year ended 31 December 2021 will be HK\$0.061 per share (2020: HK\$0.058 per share).

本公司董事(「**董事**」)欣然提呈彼等的報告連同本集團截至二零二一年十二月三十一日止年度的經審核綜合財務報表。

主要業務及分部業務分析

本公司主要業務為投資控股，而本集團主要業務乃開發、製造、銷售及推廣藥品。

本集團本年度按業務及地區分部進行的表現分析載於綜合財務報表附註8。

業務回顧

對本集團業務的中肯審視及就年內本集團表現的討論與分析、有關其業績及財務狀況的重大因素(包括對本集團面臨的主要風險及不明朗因素的討論)，以及本集團的業務前景，已載列於「主席報告」一節(第10至11頁)及「管理層討論及分析」一節(第12至23頁)。自截至二零二一年十二月三十一日止年度末起影響本集團的重大事件詳情(如適用)，可參見上述章節及綜合財務報表附註(第84至224頁)。有關本集團面臨的主要風險及不明朗因素的詳情，可參閱下文「主要風險及不明朗因素」一節。有關本集團與其主要持份者的關係詳情已載於「與僱員、客戶及供應商之關係」一節。此外，有關本集團採納的主要企業管治常規及本集團遵守對其具有重大影響的相關法律及法規的詳情，已載於「企業管治報告」一節(第54至65頁)。

此討論構成此董事會報告的一部分。

業績及分配

本集團截至二零二一年十二月三十一日止年度的業績以及本公司及本集團於二零二一年十二月三十一日的事務狀況已載於第75至224頁的財務報表。

董事會議決建議向於二零二二年五月三十一日(星期二)營業時間結束時名列本公司股東名冊的股東派發截至二零二一年十二月三十一日止年度的現金末期股息(「**末期股息**」)每股0.031港元(二零二零年：每股0.031港元)。連同於二零二一年十月六日派付的中期股息每股0.030港元(二零二零年：每股0.027港元)，截至二零二一年十二月三十一日止年度本公司派發的股息總額為每股0.061港元(二零二零年：每股0.058港元)。

Report of the Directors

董事會報告

Subject to the passing of the relevant resolution at the forthcoming annual general meeting of the Company, it is expected that the Final Dividend will be paid on 15 June 2022.

SUBSIDIARIES

Particulars of the Company's principal subsidiaries are set out in note 46 to the consolidated financial statements.

ASSOCIATED COMPANIES

Particulars of the Group's principal associated companies are set out in note 22 to the consolidated financial statements.

RESERVES

Details of movements in the reserves of the Group during the year are set out in the consolidated statement of changes in equity on pages 79 to 80. Details of movements in the reserves of the Company during the year are set out in note 47 to the consolidated financial statements.

DISTRIBUTABLE RESERVES

As at 31 December 2021, the Company's reserve available for distribution, calculated in accordance with the Companies Law of the Cayman Islands, amounted to HK\$788,750,000 (31 December 2020: HK\$797,301,000). This includes the Company's share premium account in the amount of HK\$720,091,000 (31 December 2020: HK\$714,813,000) at 31 December 2021, which may be distributable provided that immediately following the date on which the dividend is proposed to be distributed, the Company will be in a position to pay off its debts as and when they fall due in the ordinary course of business.

DONATIONS

During the year, the Group made charitable donations amounting to HK\$7,462,000 (2020: HK\$2,588,000).

PROPERTY, PLANT AND EQUIPMENT

Details of movements in the property, plant and equipment of the Group during the year are set out in note 19 to the consolidated financial statements.

待有關決議案於本公司即將舉行的股東週年大會上通過後，預計末期股息將於二零二二年六月十五日派付。

附屬公司

本公司主要附屬公司的詳情載於綜合財務報表附註46。

聯營公司

本集團主要聯營公司的詳情載於綜合財務報表附註22。

儲備

年內，本集團的儲備變動詳情載於第79至80頁的綜合權益變動表。年內，本公司的儲備變動詳情載於綜合財務報表附註47。

可供分派儲備

於二零二一年十二月三十一日，本公司按開曼群島公司法計算的可供分派儲備為788,750,000港元(二零二零年十二月三十一日：797,301,000港元)。該筆款項包括於二零二一年十二月三十一日的本公司股份溢價賬720,091,000港元(二零二零年十二月三十一日：714,813,000港元)，並將會在緊隨建議分派股息的日期後，本公司將有能力在日常業務過程中償還其到期的債務時，方可作出分派。

慈善捐贈

年內，本集團作出的慈善捐贈為7,462,000港元(二零二零年：2,588,000港元)。

物業、廠房及設備

年內，本集團的物業、廠房及設備的變動詳情載於綜合財務報表附註19。

SHARES ISSUED, REPURCHASED AND CANCELLED

During the year, as a result of the exercise of share options under the Company's share option scheme adopted on 26 June 2002 and the new share option scheme adopted on 10 May 2012, a total of 710,000 shares of the Company (the "Shares"), fully paid, were issued for a net consideration of HK\$3,543,000.

Details of movements in the share capital of the Company during the year are set out in note 35 to the consolidated financial statements.

BANK BORROWINGS

Particulars of the bank borrowings of the Group are set out in note 32 to the consolidated financial statements.

EQUITY-LINKED AGREEMENTS

Save for the 2002 Share Option Scheme and New Share Option Scheme disclosed in the section headed "Share Option Scheme" below and note 37 to the consolidated financial statements, no equity-linked agreements were entered into by the Group, or existed during the year.

PRE-EMPTIVE RIGHTS

There are no provisions for pre-emptive rights under the Company's Articles of Association or the laws of the Cayman Islands which would oblige the Company to offer new shares on a pro-rata basis to existing shareholders.

TAX RELIEF AND EXEMPTION

The Company is not aware of any tax relief and exemption available to the owners of the Company by reason of their holding of the Company's securities.

PURCHASE, SALE OR REDEMPTION OF THE COMPANY'S LISTED SECURITIES

Neither the Company nor any of its subsidiaries had purchased, sold or redeemed any of the Company's listed securities during the year ended 31 December 2021.

已發行、購回及註銷股份

年內，因本公司於二零零二年六月二十六日採納的購股權計劃及於二零一二年五月十日採納的新購股權計劃下的購股權獲行使，共計710,000股本公司股份（「股份」）（已繳足）獲發行，淨代價為3,543,000港元。

本公司年內股本變動詳情載於綜合財務報表附註35。

銀行借款

有關本集團銀行借款的詳情載於綜合財務報表附註32。

股票掛鈎協議

除下文「購股權計劃」一節及綜合財務報表附註37所披露的二零零二年購股權計劃及新購股權計劃外，本集團年內並無訂立或存在股票掛鈎協議。

優先購買權

本公司的組織章程細則或開曼群島法律並無優先購買權的條文，致使本公司有責任須按比例向現有股東發行新股份。

稅項寬減及豁免

本公司並不知悉其擁有人可因彼等持有本公司證券而獲任何稅項寬減及豁免。

購買、出售或贖回本公司上市證券

於截至二零二一年十二月三十一日止年度，本公司或其任何附屬公司並無購買、出售或贖回本公司任何上市證券。

MAJOR CUSTOMERS AND SUPPLIERS

The information in respect of the Group's sales and purchases attributable to the major customers and suppliers respectively during the financial year is as follows:

- Sales to the Group's five largest customers accounted for approximately 11.6% in aggregate for the Group's total revenue for the year (2020: 11.9%)
- Purchase from the Groups' five largest suppliers accounted for approximately 71.8% in aggregate for the Group's total purchases for the year (2020: 80.8%).
- The largest supplier of the Group accounted for approximately 34.5% of the Group's total purchases for the year. (2020: 27.3%)

At no time during the year have the Directors, their associates (as defined in the Rules Governing the Listing of Securities (the "Listing Rules") on The Stock Exchange of Hong Kong Limited (the "Stock Exchange") or any shareholder of the Company (who, to the knowledge of the Directors, owns more than 5% of the number of issued shares of the Company) had any interest in the Group's five major customers and suppliers.

PERMITTED INDEMNITY PROVISIONS

A permitted indemnity provision for the benefit of the Directors is currently in force and was in force throughout the financial year. The Company has also purchased and maintained directors' liability insurance throughout the year, which provides appropriate cover for the Directors.

DIRECTORS

The Directors during the year and up to the date of this report are:

Executive Directors

Lee Siu Fong, *Chairman*
Leelalertsuphakun Wanee, *Managing Director*

Non-executive Directors

Li Xiaoyi
(re-designated from executive Director to non-executive Director with effect from 29 April 2021)
Simon Miles Ball (resigned with effect from 30 June 2021)
James Charles Gale
(appointed with effect from 2 January 2022)

Independent Non-executive Directors

Chan Yau Ching, Bob
Lam Yat Cheong
Tsim Wah Keung, Karl

主要客戶及供應商

有關本集團於本財政年度應佔主要客戶及供應商的銷售及採購資料如下：

- 本集團五大客戶的銷售額佔本集團本年度的總收益合共約11.6%(二零二零年：11.9%)。
- 本集團五大供應商的採購額佔本集團本年度的總採購額合共約71.8%(二零二零年：80.8%)。
- 本集團最大供應商佔本集團本年度的總採購額約34.5%(二零二零年：27.3%)。

於年內任何時間，本公司的董事、彼等的聯繫人(定義見香港聯合交易所有限公司(「聯交所」)證券上市規則(「上市規則」))或任何股東(據董事所知擁有本公司已發行股份逾5%)於本集團的五大客戶及供應商中概無擁有任何權益。

獲准許彌償條文

惠及董事的獲准許彌償條文現正生效，並曾於整個財政年度生效。本公司亦已於整個年度內為董事購買及維持相關責任保險，為董事提供適當範圍的保障。

董事

年內及截至本報告日期的董事如下：

執行董事

李小芳，主席
李燁妮，董事總經理

非執行董事

李小羿
(自二零二一年四月二十九日起
由執行董事調任非執行董事)
Simon Miles Ball(自二零二一年六月三十日起辭任)
James Charles Gale
(自二零二二年一月二日起獲委任)

獨立非執行董事

陳友正
林日昌
詹華強

In accordance with Articles 95 and 112 of the Company's Articles of Association, Ms. Lee Siu Fong, Dr. Li Xiaoyi, Mr. James Charles Gale and Mr. Lam Yat Cheong will retire at the forthcoming annual general meeting and, being eligible, have agreed to offer themselves for re-election.

DIRECTORS' SERVICE CONTRACTS

No Director has a service contract which is not determinable by the Company within one year without payment of compensation other than statutory compensation.

Each of Ms. Lee Siu Fong ("Ms. Lee") and Ms. Leelalertsuphakun Wanee ("Ms. Leelalertsuphakun") has entered into a service contract both dated 14 January 2002 with the Company under which each of them has been appointed to act as an executive Director on a continuous basis until terminated by either party by giving to the other party not less than three months' notice in writing. During the year, the monthly salaries and allowance for Ms. Lee and Ms. Leelalertsuphakun have been revised to HK\$408,253 and HK\$441,502 respectively.

Dr. Li Xiaoyi ("Dr. Li") has a service contract with the Company since 1 September 2003 and after that the contract has been renewed. Both the Company and Dr. Li shall be entitled to terminate the contract by giving three months' prior written notice. If both of the substantial shareholders, namely Ms. Lee and Ms. Leelalertsuphakun, and Dr. Li together, holding less than 30% of the issued share capital of the Company, Dr. Li shall in his absolute discretion terminate the contract and shall be entitled to the payment equivalent to the aggregate of his monthly salary for the remaining term as compensation or damages for or in respect of such termination. With effect from 29 April 2021, Dr. Li has been re-designated from an executive Director to a non-executive Director and serves as a senior adviser to the Company. Dr. Li has a three-year service contract with the Company from 29 April 2021. Director's fee is HK\$300,000 per annum and bonus will not be paid for service as a non-executive director and senior adviser to the Company. Director's fee is determined by the Board with reference to the market rate. The term of Dr. Li's appointment is subject to retirement and re-election at the annual general meetings of the Company in accordance with the Articles of Association. Dr. Li has a three-year consulting contract with the Company from 1 December 2021 for service as a senior adviser to the Company and is entitled to a service fee of HK\$100,000 per month.

In accordance with supplementary agreement dated 16 April 2017 signed between the Company and each of Ms. Lee, Ms. Leelalertsuphakun and Dr. Li (prior to his re-designation as a non-executive Director), employment terms of executive Directors have been revised as follows:

1. Executive Directors are entitled to annual management bonus 1.5% to 3.0% (determined based on the growth in net profits of the Group) on the net profit of the Group for the preceding financial year. Such sum of the management bonus will be shared between all the executive Directors in such proportion with reference to their monthly salary in the final month of the complete financial year.

根據本公司的組織章程細則第95及112條，李小芳女士、李小羿博士、James Charles Gale先生及林日昌先生將於即將舉行的股東週年大會上退任，並符合資格及已同意接受重選。

董事的服務合約

概無董事訂有本公司不可於一年內在毋須給予賠償的情況下終止的服務合約(法定賠償除外)。

李小芳女士(「李女士」)及李燁妮女士(「李燁妮女士」)已分別於二零零二年一月十四日與本公司訂立服務合約，據此彼等各自獲委任持續以執行董事的身份行事，直至任何一方向另一方發出不少於三個月的書面通知以終止合約為止。年內，李女士及李燁妮女士的每月薪金及津貼已分別修訂為408,253港元及441,502港元。

李小羿博士(「李博士」)與本公司訂有服務合約，自二零零三年九月一日開始，其後該合約已經重續。本公司及李博士均有權向對方發出三個月的書面通知以終止合約。如主要股東李女士及李燁妮女士連同李博士共同持有少於本公司已發行股本的30%權益，則李博士將可絕對酌情終止合約，並有權獲得支付相當於其剩餘任期之月薪的總數作為終止合約的補償或賠償金。自二零二一年四月二十九日起，李博士已由執行董事調任非執行董事，以及擔任本公司的高級顧問。李博士與本公司訂有由二零二一年四月二十九日起計為期三年的服務合約。董事袍金每年300,000港元，而擔任本公司非執行董事及高級顧問不會獲發花紅。董事袍金由董事會參照市場收費釐定。李博士之任期須按照組織章程細則於本公司股東週年大會上退任及接受重選。李博士與本公司訂有顧問合約，由二零二一年十二月一日起三年擔任本公司之高級顧問，有權享有服務費每月100,000港元。

根據本公司與李女士、李燁妮女士及李博士(其調任非執行董事前)各自於二零一七年四月十六日訂立的補充協議，執行董事的僱傭條款已修訂如下：

1. 執行董事有權收取本集團前個財政年度的純利1.5%至3.0%(根據本集團純利增長釐定)的年度管理層花紅。有關管理層花紅將由所有執行董事按有關比例分享，而有關比例乃參考彼等於完整財政年度的最後一個月的月薪釐定。

Report of the Directors

董事會報告

2. The annual salary increment shall be equal to official inflation rate if the growth in net profits of the Group is equal to or less than 15%, or should the growth exceed 15%, the sum of the official inflation rate and half of the positive difference between the growth in net profits and the 15% threshold.
3. Each of executive Directors will be entitled to lump sum payment upon retirement and monthly pension payment after retirement if he/she has engaged in continuous service with the Company for certain years.

In accordance with the supplemental agreement dated 20 December 2021 signed between the Company and each of Ms. Lee and Ms. Leelalertsuphakun, employment terms of executive Directors have been revised as follows:

1. The annual salary increment shall be equal to official inflation rate plus half of the positive difference between the growth in net profits and the 15% threshold, which shall not be less than 10% or more than 30% of their salary for the immediately preceding calendar year.

Each of Mr. Lam Yat Cheong (“**Mr. Lam**”) and Dr. Tsim Wah Keung, Karl (“**Dr. Tsim**”) has been appointed on 1 July 2004 and 20 September 2004 respectively as an independent non-executive Director. Contract with Mr. Lam and Dr. Tsim has been renewed for three years from 1 July 2019 and 20 September 2019 respectively. Director’s fees for both of Mr. Lam and Dr. Tsim are HK\$216,000 per annum and bonus will not be paid.

Dr. Chan Yau Ching, Bob has a three-year service contract with the Company from 12 October 2007. The contract has been renewed for three years from 12 October 2019. Director’s fee is HK\$216,000 per annum and bonus will not be paid.

Mr. Simon Miles Ball has a three-year service contract with the Company from 29 December 2017 and the contract has been renewed for three years from 29 December 2020. Director’s fee was HK\$300,000 per annum and bonus will not be paid. Mr. Simon Miles Ball tendered his resignation as a non-executive director of the Company with effect from 30 June 2021.

DIRECTORS’ INTERESTS IN TRANSACTIONS, ARRANGEMENTS OR CONTRACTS OF SIGNIFICANCE

No transactions, arrangements or contracts of significance in relation to the Group’s business to which the Company or any of its subsidiaries was a party, and in which the Directors had a material interest, whether directly or indirectly, subsisted at the end of the year or at any time during the year.

2. 倘若本集團純利的增長相等於或少於15%，則年度薪金增幅將相等於官方通貨膨脹率，或倘若本集團純利的增長超過15%，則年度薪金增幅將相等於官方通貨膨脹率加上純利增長率與15%下限間之正數差額之一半。
3. 各執行董事倘若已持續服務本公司若干年，則將有權於退休時享有一次過款項及於退休後享有每月退休金。

根據本公司與李女士及李燁妮女士各自於二零二一年十二月二十日訂立的補充協議，執行董事的僱傭條款已修訂如下：

1. 年度薪金增幅將相等於官方通貨膨脹率加上純利增長率與15%下限間之正數差額之一半，且不得低於彼等於對上一個曆年薪金的10%或高於30%。

林日昌先生(「**林先生**」)及詹華強博士(「**詹博士**」)分別於二零零四年七月一日及二零零四年九月二十日獲委任為獨立非執行董事。與林先生及詹博士的合約已分別自二零一九年七月一日及二零一九年九月二十日起重續三年。林先生及詹博士的董事袍金為每年216,000港元，但不會獲支付花紅。

陳友正博士已經與本公司訂立服務合約，其任期由二零零七年十月十二日開始，為期三年，而合約已由二零一九年十月十二日起重續三年。董事袍金為每年216,000港元，但不會獲支付花紅。

Simon Miles Ball先生已與本公司訂立由二零一七年十二月二十九日起計為期三年的服務合約，而合約已由二零二零年十二月二十九日起重續三年。董事袍金為每年300,000港元，但不會獲支付花紅。Simon Miles Ball先生已提呈辭任本公司非執行董事，由二零二一年六月三十日起生效。

董事於重大交易、安排或合約的權益

於本年度年底或年內任何時間，本公司或其任何附屬公司概無簽訂任何與本集團業務有關而董事於當中直接或間接擁有重大權益的重要交易、安排或合約，亦無有關交易、安排或合約存續。

BIOGRAPHICAL DETAILS OF DIRECTORS AND KEY PERSONNEL

Brief biographical details of the Directors and the key personnel are set out on pages 24 to 32.

COMPETING INTERESTS

None of the Directors, the management shareholders or substantial shareholders of the Company or any of their respective associates has engaged in any business that competes or may compete, either directly or indirectly, with the businesses of the Group, as defined in the Listing Rules, or has any other conflict of interests with the Group during the year ended 31 December 2021.

DIRECTORS' RIGHTS TO ACQUIRE SHARES

Save as the interests disclosed in the section headed "Directors' and Chief Executive's Interests in Securities" below, at no time during the year under review was the Company or any of its subsidiaries a party to any arrangement to enable the Directors or chief executive of the Company or their respective spouses or children under 18 years of age or their associates to acquire benefits by means of the acquisition of shares in the Company or any other body corporate.

董事及主要人員履歷詳情

董事及主要人員履歷詳情載於第24至32頁。

競爭性權益

於截至二零二一年十二月三十一日止年度，本公司概無董事、管理層股東或主要股東或彼等各自的任何聯繫人從事(直接或間接)與或可能與本集團的業務構成競爭(定義見上市規則)的業務，或與本集團業務有任何其他利益衝突。

董事購入股份的權利

除下文「董事及最高行政人員於證券的權益」一節所披露的權益以外，本公司及其任何附屬公司均無於回顧年度內任何時間作出任何安排，致使本公司董事或最高行政人員或彼等各自的配偶或未滿18歲子女或彼等的聯繫人可藉購入本公司或任何其他法人團體的股份而得益。

DIRECTORS' AND CHIEF EXECUTIVE'S INTERESTS IN SECURITIES

As at 31 December 2021, the directors and the chief executive of the Company and their associates had the following interests in the shares and underlying shares of the Company and its associated corporations (within the meaning of Part XV of the Securities and Futures Ordinance (the "SFO")), as recorded in the register required to be kept under Section 352 of the SFO or as otherwise notified to the Company and the Stock Exchange pursuant to the Model Code for Securities Transactions by Directors of Listed Issuers (the "Model Code") as set out in Appendix 10 of the Listing Rules:

(a) Long position in Shares

Name of director 董事姓名	Nature of interest 權益性質	Number of ordinary shares held 所持普通股數目	Total 總計	Approximate percentage of shareholding 持股概約百分比
Lee Siu Fong 李小芳	Beneficial owner 實益擁有人	875		
	Interest held jointly with Leelalersuphakun Wanee 與李燁妮共同持有之權益	1,600,000		
	Interest of a controlled corporation (Note 1) 一間受控制法團的權益(附註1)	114,000,625	115,601,500	19.63%
Leelalersuphakun Wanee 李燁妮	Beneficial owner 實益擁有人	3,305,000		
	Interest held jointly with Lee Siu Fong 與李小芳共同持有之權益	1,600,000		
	Interest of a controlled corporation (Note 1) 一間受控制法團的權益(附註1)	114,000,625	118,905,625	20.19%
Li Xiaoyi 李小羿	Beneficial owner 實益擁有人	41,092,766		
	Family interest (Note 2) 家族權益(附註2)	16,000,000		
	Others 其他	1,920,385	59,013,151	10.02%
Chan Yau Ching, Bob 陳友正	Beneficial owner 實益擁有人	520,000	520,000	0.09%
Lam Yat Cheong 林日昌	Beneficial owner 實益擁有人	300,000	300,000	0.05%
Tsim Wah Keung, Karl 詹華強	Beneficial owner 實益擁有人	300,000	300,000	0.05%

董事及最高行政人員於證券的權益

於二零二一年十二月三十一日，本公司董事及最高行政人員及彼等的聯繫人於本公司及其相聯法團(定義見證券及期貨條例第XV部)的股份及相關股份中擁有已記錄於根據證券及期貨條例第352條須存置的登記冊，或根據上市規則附錄十所載上市發行人董事進行證券交易的標準守則(「標準守則」)已另行知會本公司及聯交所的權益如下：

(a) 股份好倉

Notes:

- (1) 114,000,625 Shares are held through Huby Technology Limited (“**Huby Technology**”). Huby Technology is an investment holding company jointly owned by Ms. Lee Siu Fong and Ms. Leelalertsuphakun Wanee.
- (2) These Shares are held by High Knowledge Investments Limited which is wholly owned by Dr. Li Xiaoyi’s spouse, Ms. Lue Shuk Ping, Vicky (“**Ms. Lue**”). The interest held by Ms. Lue is deemed to be part of the interest of Dr. Li Xiaoyi.

附註：

- (1) 114,000,625股股份乃透過Huby Technology Limited(「**Huby Technology**」)持有。Huby Technology為一間投資控股公司，由李小芳女士及李焯妮女士共同擁有。
- (2) 該等股份由 High Knowledge Investments Limited持有。該公司由李小羿博士的配偶呂淑冰女士(「**呂女士**」)全資擁有。呂女士持有的權益被視作李小羿博士的部分權益。

(b) Long position in underlying shares – share options of the Company

Under the share option schemes of the Company, the following Directors have personal interest in options to subscribe for the Shares. Details of the share options granted to them are as follows:

(b) 於相關股份的好倉—本公司購股權

根據本公司的購股權計劃，下列董事於可認購股份的購股權中擁有個人權益。授予彼等的購股權詳情如下：

Name of director 董事姓名	Date of grant 授出日期	Exercisable period 行使期 (Notes) (附註)	Balance as at	During the year		Balance as at	Exercise price per share 每股行使價 HK\$ 港元	
			1 January 2021 於二零二一年一月一日的結餘	Granted 授出	Exercised 行使	31 December 2021 於二零二一年十二月三十一日的結餘		
Lee Siu Fong 李小芳	30 December 2013 二零一三年十二月三十日	(1)	538,000	-	-	538,000	7.300	
	31 March 2015 二零一五年三月三十一日	(2)	446,000	-	-	446,000	11.200	
	31 March 2016 二零一六年三月三十一日	(3)	587,000	-	-	587,000	5.754	
	13 April 2017 二零一七年四月十三日	(4)	590,000	-	-	590,000	7.548	
	13 April 2018 二零一八年四月十三日	(5)	456,000	-	-	456,000	11.216	
	15 April 2019 二零一九年四月十五日	(6)	592,000	-	-	592,000	7.324	
	15 April 2020 二零二零年四月十五日	(7)	588,000	-	-	588,000	3.648	
	21 April 2021 二零二一年四月二十一日	(8)	-	588,000	-	588,000	5.806	
				3,797,000	588,000	-	4,385,000	

Report of the Directors

董事會報告

Name of director	Date of grant	Exercisable period	Balance	During the year		Balance	Exercise price per share	
			as at 1 January 2021	年內	as at 31 December 2021			
董事姓名	授出日期	行使期 (Notes) (附註)	於二零二一年一月一日的結餘	授出	行使	於二零二一年十二月三十一日的結餘	每股行使價 HK\$ 港元	
Leelalertsuphakun Wanee 李焯妮	30 December 2013 二零一三年十二月三十日	(1)	338,000	-	-	338,000	7.300	
	31 March 2015 二零一五年三月三十一日	(2)	446,000	-	-	446,000	11.200	
	31 March 2016 二零一六年三月三十一日	(3)	587,000	-	-	587,000	5.754	
	13 April 2017 二零一七年四月十三日	(4)	590,000	-	-	590,000	7.548	
	13 April 2018 二零一八年四月十三日	(5)	456,000	-	-	456,000	11.216	
	15 April 2019 二零一九年四月十五日	(6)	592,000	-	-	592,000	7.324	
	15 April 2020 二零二零年四月十五日	(7)	588,000	-	-	588,000	3.648	
	21 April 2021 二零二一年四月二十一日	(8)	-	588,000	-	588,000	5.806	
				3,597,000	588,000	-	4,185,000	
Li Xiaoyi 李小羿	31 March 2015 二零一五年三月三十一日	(2)	446,000	-	-	446,000	11.200	
	31 March 2016 二零一六年三月三十一日	(3)	587,000	-	-	587,000	5.754	
	13 April 2017 二零一七年四月十三日	(4)	590,000	-	-	590,000	7.548	
	13 April 2018 二零一八年四月十三日	(5)	456,000	-	-	456,000	11.216	
	15 April 2019 二零一九年四月十五日	(6)	592,000	-	-	592,000	7.324	
	15 April 2020 二零二零年四月十五日	(7)	588,000	-	-	588,000	3.648	
	21 April 2021 二零二一年四月二十一日	(8)	-	588,000	-	588,000	5.806	
				3,259,000	588,000	-	3,847,000	

Notes:

- (1) Divided into 2 tranches exercisable from 30 June 2014 and 30 March 2015 respectively to 29 December 2023.
- (2) Divided into 2 tranches exercisable from 30 September 2015 and 30 June 2016 respectively to 30 March 2025.
- (3) Divided into 2 tranches exercisable from 30 September 2016 and 30 June 2017 respectively to 30 March 2026.
- (4) Divided into 2 tranches exercisable from 13 October 2017 and 13 July 2018 respectively to 12 April 2027.
- (5) Divided into 2 tranches exercisable from 13 October 2018 and 13 July 2019 respectively to 12 April 2028.
- (6) Divided into 2 tranches exercisable from 15 October 2019 and 15 July 2020 respectively to 14 April 2029.
- (7) Divided into 2 tranches exercisable from 15 October 2020 and 15 July 2021 respectively to 14 April 2030.
- (8) Divided into 2 tranches exercisable from 21 October 2021 and 21 July 2022 respectively to 20 April 2031.

(c) As at 31 December 2021, Dr. Li Xiaoyi had beneficial interest in (a) 12,740 ordinary shares in Powder Pharmaceuticals Incorporated; and (b) 830 share options which can be converted into 830 ordinary shares of Powder Pharmaceuticals Incorporated when exercised.

(d) As at 31 December 2021, Dr. Li Xiaoyi had beneficial interest in 14,022,800 share options which can be converted into 14,022,800 ordinary shares of ZKO, an associated corporation within the meaning of Part XV of the SFO, when exercised. Dr. Li Xiaoyi spouse's, Ms. Lue, had beneficial interest in 166,666 ordinary shares of ZKO. The interest held by Ms. Lue is deemed to be part of the interest of Dr. Li Xiaoyi. Dr. Li Xiaoyi holds 65% of the equity interest of Lee's Healthcare Industry Investments Limited, which in turn is the general partner of Lee's Healthcare Industry Fund L.P. For the purpose of the SFO, Dr. Li Xiaoyi is deemed to have an interest in the 2,187,600 ordinary shares of ZKO held by Lee's Healthcare Industry Fund L.P.

(e) As at 31 December 2021, Ms. Leelalertsuphakun Wanee had beneficial interest in 23,557 ordinary shares of ZKO.

(f) As at 31 December 2021, Dr. Chan Yau Ching, Bob, had beneficial interest in 1,000 ordinary shares of ZKO. Ms. Chan Sau Lin, the spouse of Dr. Chan Yau Ching, Bob, had beneficial interest in 1,000 ordinary shares of ZKO. The interest held by the spouse of Dr. Chan Yau Ching, Bob, is deemed to be part of the interest of Dr. Chan Yau Ching, Bob.

附註：

- (1) 分拆成2批，分別可由二零一四年六月三十日及二零一五年三月三十日起至二零二三年十二月二十九日止行使。
- (2) 分拆成2批，分別可由二零一五年九月三十日及二零一六年六月三十日起至二零二五年三月三十日止行使。
- (3) 分拆成2批，分別可由二零一六年九月三十日及二零一七年六月三十日起至二零二六年三月三十日止行使。
- (4) 分拆成2批，分別可由二零一七年十月十三日及二零一八年七月十三日起至二零二七年四月十二日止行使。
- (5) 分拆成2批，分別可由二零一八年十月十三日及二零一九年七月十三日起至二零二八年四月十二日止行使。
- (6) 分拆成2批，分別可由二零一九年十月十五日及二零二零年七月十五日起至二零二九年四月十四日止行使。
- (7) 分拆成2批，分別可由二零二零年十月十五日及二零二一年七月十五日起至二零三零年四月十四日止行使。
- (8) 分拆成2批，分別可由二零二一年十月二十一日及二零二二年七月二十一日起至二零三一年四月二十日止行使。

(c) 於二零二一年十二月三十一日，李小羿博士(a)於普樂藥業有限公司的12,740股普通股中；及(b)於在行使時可轉換為830股普樂藥業有限公司普通股的830份購股權中擁有實益權益。

(d) 於二零二一年十二月三十一日，李小羿博士於在行使時可轉換為14,022,800股兆科眼科(按證券及期貨條例第XV部所界定為相聯法團)普通股的14,022,800份購股權中擁有實益權益。李小羿博士的配偶呂女士於166,666股兆科眼科普通股中擁有實益權益。呂女士持有的權益被視為李小羿博士的部分權益。李小羿博士持有 Lee's Healthcare Industry Investments Limited 的65%股權，而 Lee's Healthcare Industry Investments Limited 為 Lee's Healthcare Industry Fund L.P. 的普通合夥人。根據證券及期貨條例，李小羿博士被視為於 Lee's Healthcare Industry Fund L.P. 持有的 2,187,600股兆科眼科普通股中擁有權益。

(e) 於二零二一年十二月三十一日，李燁妮女士於 23,557股兆科眼科普通股中擁有實益權益。

(f) 於二零二一年十二月三十一日，陳友正博士於 1,000股兆科眼科普通股中擁有實益權益。陳友正博士的配偶陳秀蓮女士於 1,000股兆科眼科普通股中擁有實益權益。陳友正博士配偶持有的權益被視為陳友正博士的部分權益。

(g) As at 31 December 2021, Mr. Lam Yat Cheong had beneficial interest in 3,000 ordinary shares of ZKO.

(h) As at 31 December 2021, Dr. Tsim Wah Keung, Karl, had beneficial interest in 34,323 ordinary shares of ZKO.

(i) Save as disclosed above, no interests and short positions were held or deemed to be taken to be held under Part XV of the SFO by any director or chief executive of the Company or their respective associates in the shares and the underlying shares of the Company or any of its associated corporations which were required to be notified to the Company and the Stock Exchange pursuant to Part XV of the SFO or pursuant to the Model Code which are required pursuant to Section 352 of the SFO to be entered in the register referred to therein.

(g) 於二零二一年十二月三十一日，林日昌先生於3,000股兆科眼科普通股中擁有實益權益。

(h) 於二零二一年十二月三十一日，詹華強博士於34,323股兆科眼科普通股中擁有實益權益。

(i) 除上文所披露者外，本公司任何董事或最高行政人員或彼等各自的聯繫人概無於本公司或其任何相聯法團的股份及相關股份中持有或根據證券及期貨條例第XV部被視為持有任何權益及淡倉，而須根據證券及期貨條例第XV部或標準守則知會本公司及聯交所或須根據證券及期貨條例第352條記入該條所指的登記冊。

SHARE OPTION SCHEME

Pursuant to a written resolution passed by all shareholders of the Company on 26 June 2002, the Company adopted a share option scheme (the "2002 Share Option Scheme"). At the annual general meeting of the Company held on 10 May 2012, a new share option scheme of the Company (the "New Share Option Scheme") was adopted upon expiry of the 2002 Share Option Scheme.

The total number of Shares which may be issued upon exercise of all options to be granted under the New Share Option Scheme shall be subject to a maximum limit of 10% of the Shares in issue on 10 May 2012, the date on which the New Share Option Scheme is conditionally adopted and approved by the shareholders at the annual general meeting, which is 47,023,543 Shares. Under the New Share Option Scheme, upon acceptance of the option, the grantee of an option must pay HK\$1 to the Company by way of consideration for the grant thereof.

The total number of Shares available for issue under the New Share Option Scheme as at 31 December 2021 was 12,277,543, representing approximately 2.1% of the Company's total number of issued shares as at the date of this annual report.

As at 31 December 2021, the number of Shares in respect of which options had been granted and remained outstanding under the 2002 Share Option Scheme and New Share Option Scheme was 28,751,000 (31 December 2020: 27,697,000), representing 4.9% (31 December 2020: 4.7%) of the Shares in issue at that date.

The 2002 Share Option Scheme and New Share Option Scheme shall be valid and effective for a period of 10 years from the date of adoption, i.e. 26 June 2002 and 10 May 2012 respectively. The 2002 Share Option Scheme expired on 9 May 2012. As at 31 December 2021, the remaining life of the New Share Option Scheme was approximately 0.4 years (i.e. until 9 May 2022).

Details of the Company's share option schemes are set out in note 37 to the consolidated financial statements.

購股權計劃

根據本公司全體股東於二零零二年六月二十六日通過的書面決議案，本公司採納一項購股權計劃（「二零零二年購股權計劃」）。於二零一二年五月十日舉行的本公司股東週年大會上，本公司於二零零二年購股權計劃屆滿時採納一項新購股權計劃（「新購股權計劃」）。

於根據新購股權計劃授出的所有購股權獲行使後可予發行的股份總數受限於二零一二年五月十日（新購股權計劃獲有條件採納及經股東於股東週年大會上批准的日期）已發行股份的10%最高上限（47,023,543股股份）。根據新購股權計劃，當購股權獲接納後，購股權承授人必須就該項授出向本公司支付1港元作代價。

於二零二一年十二月三十一日，根據新購股權計劃可供發行的股份總數為12,277,543股，佔於本年報日期本公司已發行股份總數約2.1%。

於二零二一年十二月三十一日，根據二零零二年購股權計劃及新購股權計劃已授出而尚未行使的購股權所涉及的股份數目為28,751,000股（二零二零年十二月三十一日：27,697,000股），佔該日期已發行股份數目的4.9%（二零二零年十二月三十一日：4.7%）。

二零零二年購股權計劃及新購股權計劃自採納日期（即分別為二零零二年六月二十六日及二零一二年五月十日）起計十年內有效。二零零二年購股權計劃已於二零一二年五月九日屆滿。於二零二一年十二月三十一日，新購股權計劃餘下有效期約為0.4年（即直至二零二二年五月九日）。

本公司的購股權計劃詳情載於綜合財務報表附註37。

SUBSTANTIAL SHAREHOLDERS' INTERESTS IN SECURITIES

As at 31 December 2021, the following parties (other than a director or chief executive of the Company) who had interests or short positions in the shares and underlying shares of the Company which are required to be notified to the Company pursuant to Divisions 2 and 3 of Part XV of the SFO and required to be entered into the register maintained by the Company pursuant to Section 336 of the SFO:

(a) Long position in Shares

Name 名稱/姓名	Capacity 身份	Number of ordinary shares held 所持普通股數目	Approximate percentage of shareholding 持股概約百分比
Huby Technology Limited	Beneficial owner 實益擁有人	114,000,625	19.36%
Assicurazioni Generali S.p.A.	Interest of a controlled corporation 一間受控制法團的權益	81,405,000	13.82%
Li Zhenfu	Interest of a controlled corporation 一間受控制法團的權益	81,405,000	13.82%
Lion River I N.V.	Interest of a controlled corporation 一間受控制法團的權益	81,405,000	13.82%
GL Partners Capital Management Limited	Interest of a controlled corporation 一間受控制法團的權益	76,165,488	12.93%
Apta Finance S.A.	Interest of a controlled corporation 一間受控制法團的權益	58,833,898	9.99%
Cavazza Paolo	Interest of a controlled corporation 一間受控制法團的權益	58,833,898	9.99%
Paponi Claudia	Family interest 家族權益	58,833,898	9.99%
Qualister SA	Beneficial owner 實益擁有人	52,929,577	8.99%
GSR Capital Joy Corporation	Beneficial owner 實益擁有人	34,566,935	5.87%
GoldenSand Capital Ltd	Interest of a controlled corporation 一間受控制法團的權益	34,566,935	5.87%
Wu Sonny	Interest of a controlled Corporation 一間受控制法團的權益	34,566,935	5.87%
High Knowledge Investments Limited	Beneficial owner (Note 1) 實益擁有人(附註1)	16,000,000	2.72%
Lue Shuk Ping, Vicky 呂淑冰	Interest of a controlled corporation (Note 1) 一間受控制法團的權益(附註1)	16,000,000	2.72%
	Family interest (Note 2) 家族權益(附註2)	43,013,151	7.30%

Notes:

- (1) These Shares are legally owned by High Knowledge Investments Limited, which is entirely and beneficially owned by Dr. Li Xiaoyi's spouse, Ms. Lue.
- (2) These Shares are owned by Ms. Lue's spouse, Dr. Li Xiaoyi.

附註：

- (1) 該等股份在法律上由 High Knowledge Investments Limited 擁有，該公司由李小羿博士的配偶呂女士全資及實益擁有。
- (2) 該等股份由呂女士的配偶李小羿博士擁有。

主要股東於證券的權益

於二零二一年十二月三十一日，下列人士(本公司董事或最高行政人員除外)於本公司的股份及相關股份中擁有根據證券及期貨條例第XV部第2及3分部須知會本公司，以及根據證券及期貨條例第336條須記錄在本公司所置存登記冊的權益或淡倉：

(a) 股份好倉

(b) Long position in underlying shares – share options of the Company

Name 姓名	Capacity 身份	Number of ordinary shares held 所持普通股數目	Approximate percentage of shareholding 持股概約百分比
Lue Shuk Ping, Vicky 呂淑冰	Family interest (Note 1) 家族權益(附註1)	3,847,000	0.65%

Note:

(1) These share options are owned by Ms. Lue's spouse, Dr. Li Xiaoyi.

(c) Short position in Shares

No short positions of other persons and substantial shareholders in the shares or underlying shares of the Company and its associated corporations were recorded in the register.

Saved as disclosed above, as at 31 December 2021, the Directors are not aware of any other person or corporation having an interest or short position in shares and underlying shares of the Company which fall to be disclosed under the provisions of Divisions 2 and 3 of Part XV of the SFO.

SUFFICIENCY OF PUBLIC FLOAT

According to information that is available to the Company the percentage of the Company's shares which are in the hands of the public exceeds 25% of the Company's total number of issued shares during the year and up to the date of this annual report.

RELATED PARTY TRANSACTIONS

During the year ended 31 December 2021, the Group conducted certain transactions with parties deemed as "related parties" under applicable accounting standards. The details of these transactions are set out in note 43 to the consolidated financial statements. Save for the transactions mentioned in the section headed "Connected Transactions and Continuing Connected Transactions" which is subject to announcement and disclosure requirements under Chapter 14A of the Listing Rules, certain transactions mentioned in note 43 to the consolidated financial statements also constituted connected transactions or continuing connecting transactions as defined in Chapter 14A of the Listing Rules but are exempt from the disclosure requirements under Chapter 14A of the Listing Rules.

(b) 於相關股份的好倉—本公司購股權

Name 姓名	Capacity 身份	Number of ordinary shares held 所持普通股數目	Approximate percentage of shareholding 持股概約百分比
Lue Shuk Ping, Vicky 呂淑冰	Family interest (Note 1) 家族權益(附註1)	3,847,000	0.65%

附註：

(1) 該等購股權由呂女士的配偶李小平博士擁有。

(c) 於股份的淡倉

登記冊中概無記錄其他人士及主要股東於本公司及其相聯法團的股份或相關股份中的淡倉。

除上文所披露者外，於二零二一年十二月三十一日，董事概不知悉任何其他人士或法團於本公司股份及相關股份擁有須根據證券及期貨條例第XV部第2及3分部的條文披露的權益或淡倉。

充足公眾持股量

根據本公司可查閱的資料，於年內及直至本年報日期，公眾所持本公司股份的百分比超過本公司已發行股份總數的25%。

關聯方交易

於截至二零二一年十二月三十一日止年度，本集團曾與根據適用會計準則被視作「關聯方」進行若干交易。該等交易的詳情載於綜合財務報表附註43。除「關連交易及持續關連交易」一節所述交易須遵守上市規則第十四A章的公告及披露規定外，綜合財務報表附註43所述若干交易亦構成上市規則第十四A章所述的關連交易或持續關連交易，惟獲豁免遵守上市規則第十四A章的披露規定。

CONNECTED TRANSACTIONS AND CONTINUING CONNECTED TRANSACTIONS

During the year, the Company and the Group had the following connected transactions and continuing connected transactions, and details of which have been disclosed in compliance with the requirements of Chapter 14A of the Listing Rules.

Connected Transactions

1. Advance of shareholder loans to Powder Pharmaceuticals Incorporated (“PPI”), an associate of the Group

During the year ended 31 December 2021, the following shareholder loan was provided by the Group to PPI:

Advance date 墊付日期	Term 年期	Interest rate per annum 年利率	Loan amount in original currency 原貨幣貸款額	Loan amount 貸款額
28 April 2021 二零二一年四月二十八日	1 year 一年	4%	HK\$10,000,000 10,000,000港元	HK\$10,000,000 10,000,000港元

Details of this transaction have been disclosed in the Company’s announcement dated 28 April 2021.

GL Partners Capital Management Limited (“GL Partners”) is a substantial shareholder of the Company. The Company and GL Partners are both shareholders of PPI at the same time, while GL Partners, being a connected person of the Company, is entitled to exercise or control the exercise of 10% or more of the voting power at any general meeting of PPI. Therefore, PPI is a commonly held entity under the Listing Rules. Therefore, advance of shareholder loans to PPI constitutes a connected transaction.

As at 31 December 2021, the Group had interest in 33.92% of issued share capital of PPI.

關連交易及持續關連交易

年內，本公司及本集團曾進行下列關連交易及持續關連交易，而有關詳情已遵照上市規則第十四A章的規定披露。

關連交易

1. 向本集團聯營公司普樂藥業有限公司（「普樂」）墊付股東貸款

於截至二零二一年十二月三十一日止年度，本集團向普樂提供的股東貸款如下：

該交易詳情已於本公司日期為二零二一年四月二十八日的公告內披露。

GL Partners Capital Management Limited（「GL Partners」）為本公司主要股東。本公司及GL Partners同時均為普樂股東，而GL Partners（其為本公司關連人士）有權在普樂的任何股東大會上行使或操控行使10%或以上的投票權。因此，根據上市規則，普樂為一個共同持有的實體，因此，向普樂墊付股東貸款構成關連交易。

於二零二一年十二月三十一日，本集團持有普樂已發行股本的33.92%權益。

2. Advance of shareholder loans to China Oncology Focus Limited ("COF"), a subsidiary of the Group

During the year ended 31 December 2021, the following shareholder loans were provided by the Group to COF:

Advance date 墊付日期	Term 年期	Interest rate per annum 年利率	Loan amount in original currency 原貨幣貸款額	Loan amount 貸款額
1 February 2021 二零二一年二月一日	1 year 一年	4%	US\$6,000,000 6,000,000美元	HK\$46,800,000 46,800,000港元
1 February 2021 二零二一年二月一日	1 year 一年	4%	RMB5,000,000 人民幣5,000,000元	HK\$6,130,000 6,130,000港元
26 March 2021 二零二一年三月二十六日	1 year 一年	4%	US\$2,000,000 2,000,000美元	HK\$15,600,000 15,600,000港元
28 May 2021 二零二一年五月二十八日	1 year 一年	4%	US\$3,000,000 3,000,000美元	HK\$23,400,000 23,400,000港元
17 July 2021 二零二一年七月十七日	1 year 一年	4%	US\$5,000,000 5,000,000美元	HK\$39,000,000 39,000,000港元

Details of these transactions have been disclosed in the Company's announcement dated 1 February 2021, 26 March 2021, 28 May 2021 and 16 July 2021.

Ms. Leelalertsuphakun Wanee, Ms. Lee Siu Fong and Dr. Li Xiaoyi are the directors and substantial shareholders of the Company who are connected persons of the Company under the Listing Rules. They altogether held a total of approximately 62.85% of the issued ordinary and preferred shares in Perfect Concept Holdings Limited ("PCH") as at the dates of the transaction and therefore, PCH is the associate of Ms. Leelalertsuphakun Wanee, Ms. Lee Siu Fong and Dr. Li Xiaoyi, and is then a connected person of the Company under the Listing Rules. Lee's Pharmaceutical International Limited ("LPI") is a shareholder of COF and at the same time, PCH, is also a shareholder of COF. PCH, being a connected person of the Company, is holding 35% of the issued share capital of COF, and therefore, the shareholder loans made by LPI to COF under the shareholder loan agreements constitutes a connected transaction pursuant to Rule 14A.27 of the Listing Rules.

2. 向本集團附屬公司中國腫瘤醫療有限公司(「COF」)墊付股東貸款

於截至二零二一年十二月三十一日止年度，本集團向COF提供的股東貸款如下：

該等交易詳情已於本公司日期為二零二一年二月一日、二零二一年三月二十六日、二零二一年五月二十八日及二零二一年七月十六日的公告內披露。

李燁妮女士、李小芳女士及李小羿博士為本公司董事兼主要股東，根據上市規則為本公司的關連人士。彼等合共持有美創集團有限公司(「美創集團」)於交易日期的已發行普通及優先股約62.85%，因此，根據上市規則美創集團為李燁妮女士、李小芳女士及李小羿博士的聯繫人以及本公司的關連人士。Lee's Pharmaceutical International Limited(「LPI」)乃COF股東，同時，美創集團亦為COF股東。美創集團作為本公司關連人士，現持有COF的35%已發行股本，因此，LPI根據股東貸款協議向COF提供的股東貸款構成上市規則第14A.27條所指的關連交易。

Continuing Connected Transactions

1. Provision of financial guarantee to PPI, an associate of the Group

On 11 February 2020 (as supplemented), the Company as guarantor provided a corporate guarantee in favour of a bank as a security for the provision of a revolving loan facility of up to HK\$13,000,000, a demand loan facility of up to HK\$40,000,000 and an overdraft facility of up to HK\$6,000,000, provided that the total outstanding balance of the overdraft facility and revolving loan facility shall not at any time exceed HK\$13,000,000, to PPI for the purpose of funding its normal commercial operation.

The above continuing connected transactions have been reviewed by the independent non-executive Directors and they have confirmed that the transactions:

- a. have been entered into in the usual and ordinary course of businesses of the Company and its subsidiaries.
- b. are conducted on normal commercial terms.
- c. are entered into in accordance with the terms of relevant agreements that are fair and reasonable and in the interests of shareholders as a whole.
- d. have not exceeded the cap disclosed in previous announcements.

The Company's auditor, HLM CPA Limited, also has confirmed that the above continuing connected transactions:

- a. have received the approval of the Company's Board of Directors;
- b. have been entered into in accordance with the relevant agreement governing the transactions; and
- c. have not exceeded the cap disclosed in previous announcements.

Save as disclosed above, there was no other transaction requiring disclosure of connected transactions and continuing connected transactions in accordance with the requirements of the Listing Rules.

持續關連交易

1. 向本集團聯營公司普樂提供財務擔保

於二零二零年二月十一日(經補充),本公司以擔保人身份以某銀行為受益人向普樂提供企業擔保,作為獲提供一筆最多為13,000,000港元的循環貸款融資、一筆最多為40,000,000港元的活期貸款融資及一筆最多為6,000,000港元的透支融資的抵押,惟透支融資及循環貸款融資的未償還結餘總額於任何時間不可超逾13,000,000港元,該融資乃用作撥資普樂的日常商業運作。

上述持續關連交易已獲獨立非執行董事審閱並確認該等交易乃:

- a. 在本公司及其附屬公司一般及日常業務過程中訂立。
- b. 以一般商業條款進行。
- c. 乃按照有關協議的條款訂立,公平合理,並符合股東整體利益。
- d. 並無超過先前公告所披露的上限。

本公司核數師恒健會計師行有限公司亦已確認上述持續關連交易:

- a. 已獲本公司董事會批准;
- b. 乃根據規管該等交易的有關協議訂立;及
- c. 並無超過先前公告所披露的上限。

除上文所披露者外,概無其他交易須按照上市規則的規定披露為關連交易及持續關連交易。

CONFIRMATION OF INDEPENDENCE

The Company has received from each of the independent non-executive Directors an annual confirmation of independence pursuant to Rule 3.13 of the Listing Rules and considers all the independent non-executive Directors are independent.

FIVE-YEAR FINANCIAL SUMMARY

A summary of the results and of the assets and liabilities of the Group for the last five financial years is set out on page 9.

KEY RISKS AND UNCERTAINTIES

The Board acknowledges its responsibility for the effectiveness of the internal control and risk management systems of the Group, which are designed to manage the risk of failure to achieve business objectives and provide reasonable assurance against material misstatement or loss.

Business Risk

The Group's business risks include rapid change in the general market conditions, downturn pressure on the overall economy of China and price competition from other market players. The Board is responsible for the overall management of the business and review of material business decisions involving material risks exposures from time to time.

Financial Risk

The Group adopts financial risk management policies to manage its currency risk, interest rate risk, credit risk, and liquidity risk. The Board also reviews monthly management accounts, capital structure and key operating data of the Group.

Compliance Risk

The Board adopts procedures to ensure the Group is in compliance with the applicable laws, rules and regulations. The Group engages professional advisers and consultants to keep the Group abreast of the latest developments in the regulatory environment, including legal, financial, environmental and operational developments. The Group also adopts a strict policy in prohibiting any unauthorised use or dissemination of confidential or inside information.

獨立性的確認

本公司已接獲上市規則第3.13條所規定各獨立非執行董事的年度獨立性確認書，並認為全體獨立非執行董事均屬獨立人士。

五年財務摘要

本集團過去五個財政年度的業績以及資產及負債摘要載於第9頁。

主要風險及不明朗因素

董事會知悉其維持本集團內部控制及風險管理系統有效性的責任。該等系統旨在管理未能達成業務目標的風險，並針對重大失實陳述或損失提供合理的保證。

業務風險

本集團的業務風險包括整體市場狀況的急劇變化、中國整體經濟的下行壓力及其他市場對手的價格競爭。董事會負責業務的整體管理以及檢討涉及不時的重大風險披露的重大業務決策。

財務風險

本集團採納財務風險管理政策管理其貨幣風險、利率風險、信貸風險及流動資金風險。董事會亦每月檢討本集團的管理賬目、資本架構及主要營運數據。

合規風險

董事會亦採取程序確保本集團遵守適用法律、規則及法規。本集團委聘專業諮詢人員及顧問以讓本集團緊貼監管環境的最新發展，包括法律、財務、環境及營運發展。本集團亦採取嚴格政策，禁止任何未經授權使用或發佈機密資料或內幕消息。

Operational Risk

The Group adopts procedures to manage its operational risk such as inadequate management efficiency, inefficient raw material procurement and production facilities utilisation. The Board has reviewed the effectiveness of the Group's internal control and risk management systems covering business, financial, compliance and operational risks of the Group and is satisfied that such systems are effective and adequate.

RELATIONSHIPS WITH EMPLOYEES, CUSTOMERS AND SUPPLIERS

The sustainability of the Group's business relies on the growth of the Group's employees. Remuneration packages of the employees are generally structured with reference to prevailing market terms and individual qualifications. Salaries and wages are normally reviewed on an annual basis based on performance appraisals and other relevant factors.

Apart from salary payments, there are other staff benefits including mandatory provident fund, medical insurance and performance related bonus. Share options may also be granted to eligible employees of the Group.

Relationship is the fundamentals of business. The Group fully understands this principal and thus maintain good relationship with the customers to fulfil their immediate and long-term need.

The Group strives to maintain fair and co-operating relationship with the suppliers.

SOCIAL RESPONSIBILITIES AND SERVICES AND ENVIRONMENTAL POLICY

The Group is committed to the long-term sustainability of its businesses and the communities with which it engages. The Group pursues this business approach by managing its business prudently and executing management decisions with due care and attention. Over the years, the Group has been fully committed to environmental protection. Periodic internal control meetings are held to review environmental issues in the production plants to update environmental laws and regulations and to make valuable suggestions and recommendations for improvement.

營運風險

本集團採取多項程序管理其營運風險，如管理效率不足、原料採購效率低及生產設施的使用。董事會已就本集團內部控制及風險管理系統的有效性進行檢討，涵蓋本集團的業務、財務、合規及營運風險，且信納該等系統屬有效充足。

與僱員、客戶及供應商的關係

本集團業務的可持續發展有賴於本集團僱員的成長。僱員薪酬待遇一般參考現行市場條款及個人資歷制定。薪金及工資通常會每年根據表現評估及其他相關因素檢討。

除薪金外，本集團另設有其他員工福利，包括強制性公積金、醫療保險及與表現掛鉤的花紅。本集團亦會向合資格僱員授出購股權。

關係乃業務的根本。本集團深明此理，與客戶保持密切關係以滿足其目前及長期的需要。

本集團致力與供應商維持公平及合作的關係。

社會責任與服務及環境政策

本集團致力於業務的長期可持續發展以及業務經營所在社區。本集團所追求的經營方針是審慎處理業務並以適切的關懷及照顧執行管理決策。多年以來，本集團一直全力實踐對環境保護的承諾。定期舉辦內部控制會議，以檢討生產廠房的環境事務，並回顧最新的環境法律及法規，以及就改善環境提出寶貴建議與意見。

COMPLIANCE WITH REGULATIONS

The Group is not aware of any instances of material breach of or non-compliance with the applicable laws and regulations such as the Hong Kong Companies Ordinance (Cap. 622), Listing Rules, and other applicable local laws and regulations in various jurisdictions during the year ended 31 December 2021 and up to the date of this annual report.

ENVIRONMENTAL, SOCIAL AND GOVERNANCE REPORT

The Environmental, Social and Governance Report prepared in accordance with Appendix 27 of the Listing Rules will be published on the websites of the Company and the Stock Exchange within five months after the Reporting Year.

STAFF RETIREMENT SCHEMES

The group companies operated in Hong Kong are required to participate in a defined contribution retirement scheme set up in accordance with the Mandatory Provident Fund Schemes Ordinance (Cap. 485). Under the scheme, the employees are required to contribute 5% of their monthly salaries up to a maximum of HK\$1,500 and they can choose to make additional contributions. The employer's monthly contributions are calculated at 5% of the employee's monthly salaries up to a maximum of HK\$1,500 (the "Mandatory Contributions"), and are charged to the profit or loss as they become payable in accordance with the rules of the scheme. The assets of the scheme are held separately from those of the Group in an independently administered fund. The employees are entitled to 100% of the employer's Mandatory Contributions upon their retirement at the age of 65 years old, death or total incapacity.

In addition, pursuant to the government regulations in the PRC and Taiwan, the employees of the group companies operated in the PRC and Taiwan are members of a state-managed retirement benefit plan operated by the government of the PRC and Taiwan. Those group companies are required to contribute a specified percentage of payroll costs to the retirement benefit scheme to fund the benefits. The only obligation of the Group with respect to the retirement is to make the specified contributions.

Certain Directors will be entitled to lump sum payment upon retirement and monthly pension payment after retirement if they have engaged in continuous service with the Company for certain years.

Particulars of the scheme of the Group are set out in note 38 to the consolidated financial statements.

遵守法規

於截至二零二一年十二月三十一日止年度及直至本年報日期，本集團並不知悉任何實例嚴重違反或不遵守適用的法律及法規，如香港公司條例(第622章)、上市規則以及於不同司法管轄區適用的其他當地法律及法規。

環境、社會及管治報告

根據上市規則附錄二十七編製的環境、社會及管治報告，將於報告年度後五個月內於本公司網站及聯交所網站發佈。

員工退休計劃

在香港營運的集團公司須根據強制性公積金計劃條例(第485章)參與定額供款退休計劃。根據計劃，僱員須每月按月薪5%供款(最多為1,500港元)，並可選擇作出額外供款。僱主每月供款為僱員月薪5%(最多為1,500港元)(「強制供款」)，並根據計劃的規則於支付時自損益扣除。該計劃的資產與本集團的資產分開持有，並存放於獨立管理的基金內。僱員於65歲退休、身故或完全喪失工作能力時，可取回僱主全部強制供款。

此外，根據中國和台灣政府規定，本集團於中國和台灣營運公司的僱員為中國和台灣政府運作的國家管理退休福利計劃的成員。該等集團公司均須按工資成本的特定百分比向退休福利計劃供款，以便為福利提供資金。本集團就退休福利僅須承擔的責任為作出特定供款。

若干董事倘若已持續服務本公司指定年期，將有權於退休時享有一次過款項及於退休後享有每月退休金。

本集團計劃的詳情載於綜合財務報表附註38。

AUDITOR

The consolidated financial statements for the year ended 31 December 2021 have been audited by HLM CPA Limited who will retire and, being eligible, will offer themselves for re-appointment at the forthcoming annual general meeting of the Company.

On behalf of the Board

Lee Siu Fong
Chairman

Hong Kong, 29 March 2022

核數師

本公司截至二零二一年十二月三十一日止年度綜合財務報表已由恒健會計師行有限公司審核，其將退任，惟符合資格並將願意於應屆本公司股東週年大會上接受續聘。

代表董事會

李小芳
主席

香港，二零二二年三月二十九日

Corporate Governance Report

企業管治報告

The Board believes that corporate governance is essential to the success of the Company and has adopted various measures to uphold good corporate governance to safeguard the interests of our shareholders, investors, customers and staff.

CORPORATE GOVERNANCE PRACTICES

The Company is committed to maintain a high standard of corporate governance to protect the interest of the shareholders of the Company. The Company has complied with all the then-applicable code provisions of the Corporate Governance Code (the "CG Code") as set out in Appendix 14 of the Listing Rules throughout the year ended 31 December 2021, with deviations from provision A.5 of the CG Code.

Under provision A.5 of the CG Code, a nomination committee should be established to make recommendations to the Board on the appointment and reappointment of Directors. The Board as a whole is responsible for the appointment of its own members. The Board did not establish a nomination committee in view of the small size of the Board. The Chairman of the Board was responsible for identifying appropriate candidate and proposing qualified candidate to the Board for consideration. The Board would review profiles of the candidates recommended by the Chairman and make recommendation the appointment, re-election and retirement of the Directors. Candidates were appointed to the Board on the basis of their skill, competence, experience and diversity of perspectives that they can contribute to the Company.

A new CG Code came into effect on 1 January 2022. A nomination committee of the Company comprising Ms. Lee Siu Fong as the chairman, Dr. Chan Yau Ching, Bob and Dr. Tsim Wah Keung, Karl as the members has been established by the Board with written terms of reference with effect from 2 January 2022, in which majority of the committee members are independent non-executive Directors. Since then, the Company has complied with code provision A.5 of the CG Code (which has been renumbered as code provision B.3 with effect from 1 January 2022).

COMPLIANCE WITH THE MODEL CODE FOR DIRECTORS' SECURITIES TRANSACTIONS

During the year ended 31 December 2021, the Company has adopted the Model Code for Securities Transactions by Directors of Listed Issuers (the "Model Code") as set out in Appendix 10 of the Listing Rules. The Company has made specific enquiries of all the Directors and the Company was not aware of any non-compliance with such Model Code and required standard of dealing throughout the year ended 31 December 2021.

董事會相信，企業管治對本公司的成功甚為重要，並已採納多項措施，以維持良好的企業管治，保障我們股東、投資者、客戶及員工的利益。

企業管治常規

本公司致力於維持高水平之企業管治，以保障本公司股東之利益。除偏離上市規則附錄十四所載之企業管治守則(「企管守則」)條文A.5外，本公司於截至二零二一年十二月三十一日止年度一直遵守企管守則所有當時適用之守則條文。

根據企管守則條文A.5，應設立提名委員會，以就董事委任及重新委任向董事會提出建議。董事會作為整體負責責任其本身成員。過往，鑒於董事會規模小，董事會並無成立提名委員會。董事會主席負責物色適當人選，並向董事會建議合資格人選以供考慮。董事會將審閱主席所建議的人選，並就董事的委任、重選及退任提出建議。候選人根據彼等可為本公司貢獻的技能、能力、經驗及觀點的多樣性獲委任加入董事會。

新企管守則於二零二二年一月一日生效。董事會已成立本公司之提名委員會，委員會由李小芳女士(擔任主席)、陳友正博士及詹華強博士(分別擔任成員)組成，訂有書面職權範圍，由二零二二年一月二日起生效，當中，大部分委員會成員為獨立非執行董事。自此，本公司已遵守企管守則之守則條文A.5(由二零二二年一月一日起，編號重訂為守則條文B.3)。

遵守董事進行證券交易的標準守則

於截至二零二一年十二月三十一日止年度，本公司已採納上市規則附錄十所載的上市發行人董事進行證券交易的標準守則(「標準守則」)。本公司已向全體董事作出特定查詢，而於截至二零二一年十二月三十一日止整個年度內，本公司並不知悉有任何並無遵守標準守則及交易必守標準之事項。

BOARD OF DIRECTORS

The non-executive Directors provides the Group with a wide range of expertise and knowledge in the pharmaceutical sector. The independent non-executive Directors are persons of high calibre; with academic and professional qualifications in the areas of accounting, financial and pharmaceutical field. With their experience gained from senior positions held in other companies, they provide strong support towards the effective discharge of the duties and responsibilities of the Board.

The Company has a Board diversity policy whereby it recognises and embraces the benefits of a diversity of Board members. It endeavors to ensure that the Board has a balance of skills, experience and diversity of perspectives appropriate to the requirements of the Company's business. All Board appointments will continue to be made on a merit basis with due regard for the benefits of diversity of the Board members. Selection of candidates will be based on a range of diversity perspectives, including but not limited to gender, age, cultural and educational background, professional experience, skills and knowledge.

The list of Directors and their roles and functions is posted on the websites of the Company and the Stock Exchange.

The roles of the Chairman and Chief Executive Officer are segregated and are not exercised by the same individual. The Chairman of the Company is Ms. Lee Siu Fong and the management committee is responsible for the effective and timely management of the daily activities and business dealings of the Group, as well as implementation of all policies and decision approved by the Board and to assist the Board in implementing the Group's strategic plans.

The Board formulates overall strategic plans and key policies of the Group, monitors its financial performance, maintains effective oversight over the management, risks assessment, controls over business operations and ensures good corporate governance and compliance with legal and regulatory requirements. Responsibility in relation to daily operations and execution of the strategic business plans are delegated to each of the executive Directors and senior management.

董事會

非執行董事為本集團提供醫藥領域的廣泛專長及知識。獨立非執行董事為高素質人才；擁有會計、金融及醫藥領域的學術及專業資格。憑藉彼等在其他公司擔任高級職位所獲得的經驗，彼等為有效履行董事會職責及責任提供了強而有力的支持。

本公司已制定董事會成員多元化政策，以認可及包括多名董事會成員的利益，致力確保董事會具備適合本公司業務需求的技能、經驗及多元化觀點。所有董事會成員的委任將繼續按個別情況作出，並充分顧及董事會成員多元化的裨益。甄選人選將根據一系列多元化觀點進行，包括但不限於性別、年齡、文化及教育背景、專業經驗、技能及知識。

董事名單及彼等的角色及職能於本公司網站及聯交所網站登載。

主席及行政總裁的角色分開，並非由同一人士擔當。本公司的主席為李小芳女士，而管理委員會負責本集團日常活動及業務交易的有效適時管理，以及推行所有經董事會批准的政策及決定，以及協助董事會推行本集團的策略規劃。

董事會制定本集團的總體策略規劃及重大政策、監管其財務表現、維持對管理、風險評估的有效監督、對業務經營控制，並確保良好的公司管治及遵守法律法規及監管規定。日常運作與執行策略業務計劃的責任委派予各執行董事及高級管理層。

Corporate Governance Report

企業管治報告

During the year ended 31 December 2021, 22 Board meetings and two shareholders meeting were held and the attendance of individual Director at these meetings is set out below:

截至二零二一年十二月三十一日止年度，本年度曾舉行22次董事會會議及兩次股東大會，以下為各董事出席會議的記錄：

Attendees		Number of Board meeting attended/ Total	Number of shareholders meeting attended/ Total
與會者		出席董事會會議次數/總次數	出席股東大會次數/總次數
Executive Directors			
	執行董事		
Lee Siu Fong (<i>Chairman</i>)	李小芳(主席)	22/22	2/2
Leelalertsuphakun Wanee (<i>Managing Director</i>)	李煒妮(董事總經理)	22/22	2/2
Non-executive Directors			
	非執行董事		
Li Xiaoyi (re-designated from executive director to non-executive director with effect from 29 April 2021)	李小羿(自二零二一年四月二十九日起由執行董事調任非執行董事)	22/22	2/2
Simon Miles Ball (resigned with effect from 30 June 2021)	Simon Miles Ball (自二零二一年六月三十日起辭任)	12/22	0/2
James Charles Gale (appointed with effect from 2 January 2022)	James Charles Gale (自二零二二年一月二日起獲委任)	N/A不適用	N/A不適用
Independent non-executive Directors			
	獨立非執行董事		
Chan Yau Ching, Bob	陳友正	21/22	0/2
Lam Yat Cheong	林日昌	21/22	0/2
Tsim Wah Keung, Karl	詹華強	21/22	0/2

The Company's auditor, HLM CPA Limited, also attended the shareholders meetings.

本公司的核數師恒健會計師行有限公司亦出席股東大會。

During the year under review, a meeting was held between the Chairman and all independent non-executive Directors in accordance with provision A.2.7 of the CG Code.

於回顧年度，主席與所有獨立非執行董事根據企管守則條文A.2.7舉行了一次會議。

NON-EXECUTIVE DIRECTORS

All non-executive Directors are appointed for a specific term, subject to retirement by rotation at least once every three years.

All the independent non-executive Directors have confirmed in writing to the Company that they have met all the guidelines for assessing their independence as set out in Rule 3.13 of the Listing Rules. Notwithstanding that certain of the independent non-executive Directors have served on the Board for more than nine years, in view that they have demonstrated the attributes as independent non-executive Directors during their tenure in office and taking into account their written confirmation of independence as regards Rule 3.13 of the Listing Rules, the Company considers that all the independent non-executive Directors to be independent and believes that their continued service as independent non-executive Directors will be beneficial to the Company and the shareholders.

非執行董事

所有非執行董事均獲委任一個固定年期，且須至少每三年輪值退任一次。

所有獨立非執行董事已向本公司書面確認，彼等已符合上市規則第3.13條所載評估彼等獨立性的所有指引。儘管若干獨立非執行董事於董事會服務超過9年，鑒於彼等於任期內已證明為獨立非執行董事之優點，並已考慮彼等就上市規則第3.13條之書面確認，本公司認為所有獨立非執行董事均屬獨立，並相信彼等作為獨立非執行董事之持續服務將對本公司及股東有利。

DIRECTORS' TRAINING AND PROFESSIONAL DEVELOPMENT

The Group regularly updates Directors on the latest development regarding the Listing Rules and other applicable legal and regulatory requirements regarding subjects necessary in the discharge of their duties. In addition, the Group has been encouraging Directors to attend training courses or via online aids or reading relevant materials on the latest development of applicable laws, rules and regulations so that they can continuously update and further enhance their knowledge and skills.

Records of the Directors' training during 2021 are as follows:

董事培訓及專業發展

本集團定期知會董事有關上市規則及與彼等履行職務時所需事項相關的其他適用法律及監管規定的最新發展。此外，本集團一直鼓勵董事出席有關適用法律、規則及規例最新發展的培訓課程或網上資源或閱讀相關資料，使彼等可持續進修及進一步提高其相關知識及技能。

董事於二零二一年的培訓記錄如下：

Directors		Type of continuous professional development training
董事		持續專業發展培訓類別
Executive Directors		
Lee Siu Fong (<i>Chairman</i>)	執行董事 李小芳(主席)	(i) & (ii)
Leelalertsuphakun Wanee (<i>Managing Director</i>)	李焯妮(董事總經理)	(i) & (ii)
Non-executive Directors		
Li Xiaoyi	非執行董事 李小羿	(i) & (ii)
Simon Miles Ball	Simon Miles Ball	(i) & (ii)
James Charles Gale	James Charles Gale	N/A不適用
Independent non-executive Directors		
Chan Yau Ching, Bob	獨立非執行董事 陳友正	(i) & (ii)
Lam Yat Cheong	林日昌	(i) & (ii)
Tsim Wah Keung, Karl	詹華強	(i) & (ii)

(i) Attending seminar(s) or training session(s).

(ii) Reading newspapers, journals and updates relating to the Company's business or Directors' duties and responsibilities, the latest development of the Listing Rules and other applicable regulatory requirements, etc.

(i) 出席座講會或培訓課程。

(ii) 閱讀有關本公司業務或董事職責、上市規則及其他適用監管規定的最新發展之報章、期刊及最新資料。

AUDIT COMMITTEE AND ACCOUNTABILITY

The Board is responsible for presenting a balanced, clear and comprehensible assessment of the Group's performance and prospects. The Board is also responsible for preparing the accounts of the Group, which give a true and fair view of the financial position of the Group on a going concern basis.

The Company set up an audit committee with written terms of reference in compliance with Rules 3.21 and the CG Code as set out in Appendix 14 of the Listing Rules. The primary duties of the audit committee are to review and supervise the financial reporting process, internal control and risks management system of the Group.

The audit committee is to serve as a focal point for communication between other Directors, the external auditors, the internal auditors (where an internal audit function exists) of the Company, and the management as regards their duties relating to financial and other reporting, risk management, internal controls, external and internal audits and such other financial and accounting matters as the Board determines from time to time. The audit committee is to assist the Board in providing an independent review of the effectiveness of the financial reporting process, internal control and risk management system of the Group, overseeing the audit process and performing other duties and responsibilities as may be assigned by the Board from time to time.

The audit committee comprises three members, Dr. Chan Yau Ching, Bob (chairman of the audit committee), Mr. Lam Yat Cheong and Dr. Tsim Wah Keung, Karl, who are the independent non-executive Directors of the Company. In the financial year ended 31 December 2021, four audit committee meetings were held to review and comment on the Group's draft annual, interim and quarterly financial reports, met with external auditor and provided advices and recommendations to the Board. The individual attendance record of each member is as follows:

Attendees		Number of audit committee meeting attended/ Total	Attendance percentage
與會者		出席審核委員會會議次數／總次數	出席率
Chan Yau Ching, Bob	陳友正	4/4	100%
Lam Yat Cheong	林日昌	4/4	100%
Tsim Wah Keung, Karl	詹華強	4/4	100%

審核委員會及問責

董事會負責呈列本集團表現及前景的客觀、清晰及全面評估。董事會亦負責以持續經營基準編製真實兼公平地反映本集團財務狀況的本集團賬目。

本公司設立了審核委員會，並以書面形式制定其職權範圍，以符合上市規則第3.21條以及附錄十四所載之企業管治守則。審核委員會的主要職責為檢討及監督本集團的財務申報程序、內部監控系統及風險管理。

審核委員會乃作為其他董事、外聘核數師、內部核數師（倘存在內部審核職能）及管理層之間的溝通橋樑，關乎彼等職責中相關的財務及其他報告、風險管理、內部監控、外部及內部審核以及董事會不時決定的其他財務及會計事宜。審核委員會乃為協助董事會獨立檢討本集團財務報告過程、內部監控及風險管理制度的成效、監管審核過程及履行董事會不時指派的其他職責及責任。

審核委員會由三名成員組成，即陳友正博士（審核委員會主席）、林日昌先生及詹華強博士，彼等均為本公司的獨立非執行董事。截至二零二一年十二月三十一日止財政年度，舉行了四次審核委員會會議，以審閱本集團的年度、半年度及季度財務報告草案並提供意見，與外聘核數師舉行會議，並向董事會提供意見及推薦意見。每名成員的個別出席記錄如下：

REMUNERATION COMMITTEE

A remuneration committee has been established in February 2012 in accordance with the requirement of Appendix 14 of the Listing Rules. The remuneration committee of the Company comprises two independent non-executive Directors and one executive Director.

Dr. Tsim Wah Keung, Karl is the chairman of the remuneration committee and Ms. Leelalertsuphakun Wanee and Dr. Chan Yau Ching, Bob are members of the remuneration committee. The Company has adopted the model to make recommendations to the Board to determine the remuneration packages of individual executive Director and senior management. The major roles and functions of the Company's remuneration committee are as follows:

- a. Establish and apply a formal and transparent procedure for setting policy on remuneration for executive Directors and senior management, and for fixing the remuneration packages for all Directors and senior management; and
- b. Ensure that procedures and principles for fixing packages of all Directors and senior management are proper so that the levels of remuneration of Directors commensurate with their qualifications and competencies, and that such remuneration is sufficient to attract and retain the Directors and senior management but not excessive.

The terms of reference of the remuneration committee are posted on the websites of the Company and the Stock Exchange. The remuneration committee meets at least once a year. During the year ended 31 December 2021, three meetings are held by the remuneration committee and all the committee members attended the meeting to approve the annual bonus payable to executive Directors for the financial year 2020, the monthly salary of Directors and the remuneration packages of executive Directors during the year under review.

Pursuant to code provision B.1.5 of the CG Code, the Board has resolved that the senior management of the Company comprise only the Executive Directors of the Company. Please refer to note 14 to the consolidated financial statements for details of the remuneration payable to the Directors.

薪酬委員會

薪酬委員會於二零一二年二月根據上市規則附錄十四的規定成立。本公司的薪酬委員會包括兩名獨立非執行董事及一名執行董事。

詹華強博士乃該委員會的主席，而李焯妮女士及陳友正博士乃薪酬委員會的成員。本公司已採納向董事會提供建議之模式，以釐定個別執行董事及高級管理層的薪酬待遇。本公司的薪酬委員會的主要角色及職能如下：

- a. 建立及應用正式透明程序以設定有關執行董事及高級管理人員的酬金的政策，並釐定所有董事及高級管理人員的薪酬待遇；及
- b. 確保釐定所有董事及高級管理人員的程序及原則均為正確，以致董事酬金水平與彼等的資格及能力相稱，及有關薪酬足以吸引及挽留董事及高級管理人員，但不過多。

薪酬委員會的職權範圍於本公司網站及聯交所網站登載。薪酬委員會至少每年舉行一次會議。於截至二零二一年十二月三十一日止年度，薪酬委員會舉行三次會議，而所有委員會成員出席該會議，以批准二零二零財政年度應付執行董事之年度獎金、回顧年度內董事之月薪及執行董事之薪酬待遇。

根據企管守則之守則條文B.1.5，董事會議決本公司高級管理層只包括本公司執行董事。有關應付董事酬金的詳情請參閱綜合財務報表附註14。

NOMINATION COMMITTEE

A nomination committee has been established in January 2022 in accordance with the requirement of Appendix 14 of the Listing Rules. The nomination committee of the Company comprises one executive Director and two independent non-executive Directors.

Ms. Lee Siu Fong is the chairman of the nomination committee and Dr. Chan Yau Ching, Bob and Dr. Tsim Wah Keung, Karl are members of the nomination committee. The major roles and functions of the Company's nomination committee are as follows:

- a. Review the structure, size and composition (including the skills, knowledge, experience and diversity of perspectives) of the Board at least annually and make recommendations on any proposed changes to the Board to complement the Company's corporate strategy;
- b. Identify individuals suitably qualified to become Board members and select or make recommendations to the Board on the selection of, individuals nominated for directorships;
- c. Assess the independence of independent non-executive directors;
- d. Make recommendations to the Board on the appointment or re-appointment of directors and succession planning for directors (in particular the chairman or chairlady and the chief executive officer);
- e. Review the policy on Board diversity (the "Board Diversity Policy") and any measurable objectives for implementing such Board Diversity Policy as may be adopted by the Board from time to time and to review the progress on achieving the objectives; and to make disclosures of its progress on its review results in the annual report of the Company annually; and
- f. where the Board proposes a resolution to elect an individual as an independent non-executive director at the general meeting, it should set out in the circular to shareholders and/or explanatory statement accompanying the notice of the relevant general meeting:
 - (i) the process used for identifying the individual and why the Board believes the individual should be elected and the reasons why it considers the individual to be independent;
 - (ii) if the proposed independent non-executive director will be holding their seventh (or more) listed company directorship, why the Board believes the individual would still be able to devote sufficient time to the Board;
 - (iii) the perspectives, skills and experience that the individual can bring to the Board; and
 - (iv) how the individual contributes to diversity to the Board.

提名委員會

提名委員會於二零二二年一月根據上市規則附錄十四的規定成立。本公司的提名委員會包括一名執行董事及兩名獨立非執行董事。

李小芳女士乃提名委員會的主席，而陳友正博士及詹華強博士乃提名委員會的成員。本公司的提名委員會的主要角色及職能如下：

- a. 至少每年檢討董事會之架構、人數及組成(包括技能、知識、經驗及觀點與角度多元化性方面)，並就任何為配合本公司之公司策略而擬對董事會作出之變動提出建議；
- b. 物色具備合適資格可擔任董事會成員之人士，並挑選提名有關人士出任董事或就此向董事會提供意見；
- c. 評核獨立非執行董事之獨立性；
- d. 就董事委任或重新委任以及董事(尤其是主席及行政總裁)繼任計劃向董事會提出建議；
- e. 不時檢討董事會之多元化政策(「**董事會成員多元化政策**」)及董事會為執行董事會成員多元化政策而定之任何可計量目標，並檢討達標之進度；以及每年於本公司之年報內披露其檢討結果之處理進度；及
- f. 若董事會擬於股東大會上提呈決議案選任某人士為獨立非執行董事，有關股東大會通告所隨附之致股東通函及／或說明函件中，應該列明：
 - (i) 用以物色該名人士之流程、董事會認為應選任該名人士之理由以及他們認為該名人士屬獨立人士之原因；
 - (ii) 如果候任獨立非執行董事將出任第七家(或以上)上市公司之董事，董事會認為該名人士仍可投入足夠時間履行董事責任之原因；
 - (iii) 該名人士可為董事會帶來之觀點與角度、技能及經驗；及
 - (iv) 該名人士如何促進董事會成員多元化。

Corporate Governance Report

企業管治報告

The terms of reference of the nomination committee are posted on the websites of the Company and the Stock Exchange.

MANAGEMENT COMMITTEE

A management committee has been established in April 2021 which comprises two executive Directors and several key management personnels of the Group in respect of research and development, manufacturing, sales and marketing and finance. The management committee is established for the purpose of effective and timely management of the day-to-day activities and business dealings of the Group, as well as implement all policies and decisions approved by the Board and to assist the Board in implementing the strategic plans of the Group.

Ms. Leelalertsuphakun Wanee is the chairman of the management committee and Ms. Lee Siu Fong and several key management personnels are members of the management committee. The major roles and functions of the Company's management committee are as follows:

- a. Oversee the management and the administrative functions of the day-to-day operations of the Group;
- b. Review the documents from the senior management of the Company on issues relating to its operation, management, strategies and developments (such as vision, mission, and annual strategy of the Company) on a regular basis and make recommendations to the Board regarding any proposed changes;
- c. Identify market changes and competition or make recommendations to the Board on issues relating to the Company's operation, management, strategies and developments, such as Company's market positions, pricing strategies, new markets and strategic partnerships;
- d. Make recommendations to the Board on matters relating to the Company's operation, management, strategies and developments;
- e. Handle such other matters as delegated by the Board from time to time; and
- f. Perform all such duties and all such acts in relation to paragraphs above pursuant to the Company's Articles of Association and all applicable statutory rules and regulations in force from time to time.

The terms of reference of the management committee are posted on the websites of the Company and the Stock Exchange. The management committee meets at least twice a year. During the year ended 31 December 2021, two meetings are held by the management committee and all the committee members attended the meeting.

提名委員會的職權範圍於本公司網站及聯交所網站登載。

管理委員會

管理委員會於二零二一年四月成立，成員包括兩名執行董事以及本集團在研究及開發、製造、銷售及營銷以及財務等範疇的若干主要管理人員。成立管理委員會旨在有效及迅速地管理本集團的日常事務及業務運作，並執行所有經董事會批准的政策和決定，以及協助董事會實行本集團的戰略計劃。

李焯妮女士乃管理委員會的主席，而李小芳女士及若干主要管理人員乃管理委員會成員。本公司的管理委員會的主要角及職能如下：

- a. 監督本集團日常運作之管理及行政職能；
- b. 定期審閱本公司高級管理層就本公司之運作、管理、策略及發展等事宜(例如本公司之願景、宗旨及年度策略)提交之文件，並就任何建議變動向董事會提出建議；
- c. 確定市場變化及競爭或就本公司之運作、管理、策略及發展等事宜(例如本公司之市場定位、定價策略、新市場及戰略夥伴合作)向董事會提出建議；
- d. 就本公司之運作、管理、策略及發展等事宜向董事會提出建議；
- e. 處理董事會不時指派之其他事宜；及
- f. 根據本公司之組織章程細則及所有不時生效之適用法定規則及法規履行一切與以上各段有關之職務及行動。

管理委員會的職權範圍於本公司網站及聯交所網站登載。管理委員會最少須每年舉行兩次。於截至二零二一年十二月三十一日止年度，管理委員會舉行兩次會議，而所有委員會成員出席該會議。

COMPANY SECRETARY

The company secretary's biography is set out in the section under "Directors and Key Personnel Profiles" of this annual report. During the year ended 31 December 2021, the company secretary has taken no less than 15 hours of professional training to update his skills and knowledge.

INTERNAL CONTROL AND RISK MANAGEMENT

The Board is responsible for maintaining sound and effective internal control and risk management systems over the Group's asset and shareholders' interests, as well as for reviewing such systems' effectiveness. Such systems are designed to provide reasonable, but not absolute, assurance against misstatement or loss, and to manage risks of failure in the Group's operational systems. The systems include a well-established organisational structure with clearly defined lines of responsibility and authority, which is designed to safeguard assets from inappropriate use, maintain proper accounts, ensure compliance with regulations and regulate the handling and dissemination of inside information of the Group.

For the year ended 31 December 2021, the Board has, through the audit committee with the Group's internal audit team and the assistance of the management, conducted a review of the Group's internal control and risk management system, including without limitation to financial control, operational control, and compliance control. The Board assesses the effectiveness of internal controls by considering reviews performed by the audit committee, executive management and auditors.

The Board is of the view that the internal control and risk management systems are effective and there are no irregularities, improprieties, fraud or other deficiencies that suggest material deficiency in the effectiveness of the Group's internal control system.

公司秘書

公司秘書履歷載於本年度「董事及主要人員履歷」一節。於截至二零二一年十二月三十一日止年度，公司秘書共接受不少於15小時更新其技能及知識的專業培訓。

內部控制及風險管理

董事會負責維持本集團資產及股東權益的健全及有效內部監控及風險管理系統，以及檢討有關系統的有效性。設計有關系統旨在提供避免錯誤陳述或損失的合理（但並非絕對）保證，並管理本集團營運系統的失敗風險。系統包括建立已久、清晰界定責任及權限的組織架構，設計該架構旨在保護資產免受不適當使用、維持妥當賬目、確保遵守規例以及控制本集團內幕消息的處理與發佈。

於截至二零二一年十二月三十一日止年度，董事會已透過審核委員會在本集團內部審核團隊與管理層的協助下對本集團的內部監控及風險管理系統（包括（但不限於）財務監控、營運監控及合規監控）進行審閱。董事會經考慮審核委員會、行政管理人員及核數師所執行的審閱，評估內部監控的有效性。

董事會認為內部監控及風險管理系統有效，並無違規、不當行為、欺詐或其他不足之處以顯示本集團內部監控系統的有效性存在重大缺失。

AUDITOR'S REMUNERATION

Total auditor's remuneration for the fiscal year 2021 in relation to statutory audit work of the Group amounted to HK\$1,312,000 of which a sum of HK\$1,180,000 was paid to HLM CPA Limited.

In additions to the statutory audit work, there is sum HK\$151,000 paid to HLM CPA Limited, auditor of the Company, for non-statutory audit service for the fiscal year 2021.

DIVIDEND POLICY

The Company has adopted a dividend policy on payment of dividends. Depending on the financial conditions of the Company and the Group and the conditions and factors as set out in the dividend policy (including but not limited to the Group's financial results, cash flow position, business conditions and strategies, future operations and earnings, capital requirements and expenditure plans), dividends may be proposed and/or declared by the Board during a financial year and any final dividend for a financial year will be subject to the shareholders' approval.

CONVENING OF EXTRAORDINARY GENERAL MEETINGS ON REQUISITION BY SHAREHOLDERS

Shareholders shall have the right to request the Board to convene an extraordinary general meeting ("EGM") of the Company. Two or more shareholders holding in aggregate of not less than one-tenth (10%) of the paid up capital of the Company which carries the right of voting at the general meeting of the Company may send a written request to the Board of the Company to request for an EGM. The written requisition, duly signed by the shareholders concerned, must state the purposes of the meeting and must be deposited at the registered office of the Company.

Shareholders who wish to move a resolution at general meetings may follow the procedures set out in the preceding paragraph.

核數師酬金

於二零二一財政年度，有關本集團法定核數服務的核數師總酬金為1,312,000港元，其中1,180,000港元乃支付予恒健會計師行有限公司。

除法定核數工作外，於二零二一財政年度亦就非法定核數服務向本公司核數師恒健會計師行有限公司支付款項151,000港元。

股息政策

本公司已採納支付股息的股息政策。視乎本公司及本集團的財務狀況以及股息政策所載的條件及因素(包括但不限於本集團的財務業績、現金流量狀況、業務狀況及策略、未來營運及盈利、資本要求以及支出計劃)，董事會可在財政年度內建議及/或宣派股息，而財政年度的任何末期股息將由股東批准。

應股東請求召開股東特別大會

股東將有權要求董事會召開本公司的股東特別大會(「股東特別大會」)。合共持有本公司附帶本公司股東大會的投票權的繳足股本不少於十分之一(10%)的兩名或以上股東可以書面形式向本公司董事會發出請求召開股東特別大會。由有關股東正式簽署的書面請求必須陳述該大會的目的，且必須遞交至本公司的註冊辦事處。

欲於股東大會上動議一項決議案的股東可遵循上段所載的程序。

PROCEDURES FOR DIRECTING SHAREHOLDERS' ENQUIRIES TO THE BOARD

Shareholders may at any time send their enquiries and concerns to the Board in writing through the company secretary whose contact details are as follows:

Lee's Pharmaceutical Holdings Limited
1/F, Building 20E, Phase 3
Hong Kong Science Park, Shatin, Hong Kong
Telephone: (852) 2314 1282
Fax: (852) 2314 1708
Email: investor@leespharm.com

Shareholders may also make enquiries with the Board at the general meetings of the Company.

CONSTITUTIONAL DOCUMENTS

During the year ended 31 December 2021, there was no significant change in the Company's constitutional documents, and these documents are published on the websites of the Company and the Stock Exchange.

指導股東向董事會作出查詢的程序

股東可於任何時間以書面形式透過公司秘書向董事會作出查詢及提出關注，而公司秘書的聯繫方式詳情如下：

李氏大藥廠控股有限公司
香港沙田香港科學園
第三期20E大樓一樓
電話：(852) 2314 1282
傳真：(852) 2314 1708
電郵：investor@leespharm.com

股東亦可於本公司股東大會上向董事會作出查詢。

憲章文件

於截至二零二一年十二月三十一日止年度，本公司的組織章程憲章文件並無變動，而有關憲章文件已於本公司網站及聯交所網站登載。

Independent Auditor's Report

獨立核數師報告

恒健會計師行有限公司

HLM CPA LIMITED

Certified Public Accountants

Rooms 1501-8, 15th Floor, Tai Yau Building
181 Johnston Road, Wanchai, Hong Kong
香港灣仔莊士敦道181號
大有大廈15樓1501-8室
Tel 電話: (852) 3103 6980
Fax 傳真: (852) 3104 0170
E-mail 電郵: info@hlm.com.hk

TO THE MEMBERS OF LEE'S PHARMACEUTICAL HOLDINGS LIMITED
(Incorporated in the Cayman Islands with limited liability)

致李氏大藥廠控股有限公司各股東
(於開曼群島註冊成立的有限公司)

OPINION

We have audited the consolidated financial statements of Lee's Pharmaceutical Holdings Limited (the "Company") and its subsidiaries (collectively referred to as "the Group") set out on pages 75 to 224, which comprise the consolidated statement of financial position as at 31 December 2021, and consolidated statement of profit or loss, consolidated statement of profit or loss and other comprehensive income, consolidated statement of changes in equity and consolidated statement of cash flows for the year then ended, and notes to the consolidated financial statements, including a summary of significant accounting policies.

In our opinion, the consolidated financial statements give a true and fair view of the consolidated financial position of the Group as at 31 December 2021, and of its consolidated financial performance and its consolidated cash flows for the year then ended in accordance with Hong Kong Financial Reporting Standards ("HKFRSs") issued by the Hong Kong Institute of Certified Public Accountants ("HKICPA") and have been properly prepared in compliance with the disclosure requirements of the Hong Kong Companies Ordinance.

BASIS FOR OPINION

We conducted our audit in accordance with Hong Kong Standards on Auditing ("HKSA") issued by the HKICPA. Our responsibilities under those standards are further described in the Auditor's Responsibilities for the Audit of the Consolidated Financial Statements section of our report. We are independent of the Group in accordance with the HKICPA's Code of Ethics for Professional Accountants ("the Code"), and we have fulfilled our other ethical responsibilities in accordance with the Code. We believe that the audit evidence we have obtained is sufficient and appropriate to provide a basis for our opinion.

意見

本核數師(以下簡稱「我們」)已審計列載於第75至第224頁李氏大藥廠控股有限公司(「貴公司」)及其附屬公司(統稱為「貴集團」)的綜合財務報表，此綜合財務報表包括於二零二一年十二月三十一日之綜合財務狀況表及截至該日止年度之綜合損益表、綜合損益及其他全面收益表、綜合權益變動表及綜合現金流量表以及綜合財務報表附註，包括主要會計政策概要。

我們認為，該等綜合財務報表已根據香港會計師公會頒布的《香港財務報告準則》真實而中肯地反映了貴集團在二零二一年十二月三十一日的綜合財務狀況以及截至該日止年度的綜合財務表現及綜合現金流量，並已遵照香港《公司條例》的披露規定妥為擬備。

意見的基礎

我們已根據香港會計師公會頒布的《香港審計準則》進行審計。我們在該等準則下承擔的責任已在本報告「核數師就審計綜合財務報表承擔的責任」部分中作進一步闡述。根據香港會計師公會頒布的《專業會計師道德守則》(以下簡稱「守則」)，我們獨立於貴集團，並已遵循守則履行其他道德責任。我們相信，我們所獲得的審計憑證能充足及適當地為我們的審計意見提供基礎。

KEY AUDIT MATTERS

Key audit matters are those matters that, in our professional judgement, were of most significance in our audit of the consolidated financial statements of the current period. These matters were addressed in the context of our audit of the consolidated financial statements as a whole, and in forming our opinion thereon, and we do not provide a separate opinion on these matters.

Revenue recognition (refer to note 7 and 8 to the consolidated financial statements)

The Group's revenue amounted to HK\$1,266 million for the year ended 31 December 2021. Sales of goods are recognised as revenue when goods are delivered and titles have been passed.

We identified the recognition of revenue as a key audit matter because revenue is one of the key performance indicators of the Group and therefore there is an inherent risk of manipulation of the timing of recognition of revenue.

Our response

Our main procedures in relation to revenue recognition included:

- Obtaining evidence regarding the transfer of control of ownership.
- Testing the key internal controls over revenue recognition, and assessing whether the accounting policy related to revenue recognition was applied appropriately and consistently throughout the year.
- On a sample basis, making selections from sales records and delivery records, and tracing to their contracts, delivery orders and customer's acknowledgement of receipts, and paying special attention to samples before and after the end of the reporting period to assess whether the relevant revenue was recognised in the correct period.

Based on our procedures described, we found that the amount and timing of the revenue recorded were supported by available evidence.

關鍵審計事項

關鍵審計事項是根據我們的專業判斷，認為對本期財務報表的審計最為重要的事項。這些事項是在我們審計整體綜合財務報表及出具意見時進行處理的。我們不會對這些事項提供單獨的意見。

收益確認 (參閱綜合財務報表附註7及8)

貴集團於截至二零二一年十二月三十一日止年度的收益為1,266百萬港元。銷售貨品於交付貨品及所有權已易手時予以確認。

我們將收益確認識別為關鍵審計事項，乃由於收益為貴集團關鍵業績指標之一，因此存在操縱收益確認時點的內在風險。

我們的回應

我們有關收益確認的主要程序包括：

- 取得有關擁有權的控制權轉移的憑證。
- 測試與收益確認相關的關鍵內部控制，並評估收益確認的相關會計政策在本年度是否適當且一貫地運用。
- 以抽查為基礎，從銷售記錄及交付記錄中作出甄選，追查與該筆銷售相關的合同、交付單及客戶確認收據，特別關注報告期完結前後的樣本，以評估相關收益是否在正確的期間確認。

根據上述程序，我們發現所記錄收益的金額及時間可以現有憑證佐證。

Independent Auditor's Report

獨立核數師報告

Valuation of retirement benefits on defined benefit plan (refer to note 38 to the consolidated financial statements)

The Group entered into service contracts with the executive directors to provide certain retirement benefits. There is judgement in determining valuation of the retirement benefits as recorded at the end of the reporting period. The valuation is based on a number of assumptions including discount rate, growth rate of salary and life expectancy.

Our response

Our main procedures in relation to the valuation of the retirement benefits on defined benefit plan included:

- Assessing the independence and competence of the independent external valuer appointed by the Group to calculate the fair value of the retirement benefits.
- Assessing the accuracy and relevance of the input data provided by management to the independent external valuer by challenging and corroborating the market data and information from similar transactions from independent sources.
- Evaluating appropriateness of the methodology and assumptions used by the independent external valuer.
- Testing mathematical accuracy of the underlying valuation.

We found the methodology and key assumptions to be reasonable.

Intangible assets recognition and impairment assessment (refer to note 20 to the consolidated financial statements)

As at 31 December 2021, the Group reported intangible assets of HK\$923 million, of which HK\$621 million were capitalised development expenditure and HK\$302 million were license fee.

Development expenditure mainly comprised of development of pharmaceutical products. The Group capitalised eligible product development costs upon meeting the criteria as described in Hong Kong Accounting Standard 38 "Intangible Assets" ("HKAS 38"). Capitalisation criteria assessment requires significant management judgement and there is measurement uncertainty at inception and throughout the lives of the individual projects.

對定額福利計劃之退休福利進行估值

(參閱綜合財務報表附註38)

貴集團與執行董事訂有服務合約以提供若干退休福利。在釐定退休福利於報告期完結時之估值時須作出判斷。有關估值乃以多項假設為基礎，包括貼現率、薪金增長率及預期壽命。

我們的回應

我們有關定額福利計劃之退休福利估值的主要程序包括：

- 評估 貴集團為計算退休福利公平值委聘的獨立外部估值師的獨立性及能力。
- 通過質疑及核實源自獨立來源之類似交易的市場數據及資料，評估管理層向獨立外部估值師提供的輸入數據是否準確及相關。
- 評估獨立外部估值師所採用方法與假設是否合適。
- 測試相關估值計算之算術準確性。

我們發現該等方法及主要假設屬合理。

無形資產確認及減值評估

(參閱綜合財務報表附註20)

於二零二一年十二月三十一日，貴集團錄得無形資產923百萬港元，當中621百萬港元為已撥充資本之開發支出及302百萬港元為專利費。

開發支出主要包括開發醫藥產品。貴集團在合資格產品開發成本符合《香港會計準則》第38號「無形資產」(「香港會計準則第38號」)所述條件時將之撥充資本。評定資本化條件須作出重大管理判斷，且個別項目開始及整個年期均涉及計量上的不明朗性。

Management is required to assess at the end of each reporting period whether any indication of impairment exists, which requires significant management judgement and assumptions with reference to the ability to use or sell the products, its future market or economic development.

Our response

Our main procedures in relation to the recognition of intangible assets included:

- Gaining an understanding of the business process undertaken by management to assess the appropriate accounting treatment for each project.
- Assessing the reasonableness of recognition and eligibility criteria for intangible assets by challenging the key assumptions used or estimates made in capitalising the cost.
- Testing on a sample basis the expenditure capitalised against source documents and signed contracts.
- Assessing the ownership of license fee.

Our main procedures in relation to the impairment assessment of intangible assets included:

- Assessing management's determination of the impairment based on our understanding of the nature of the Group's business.
- Assessing whether there are any indications of impairment by understanding the business, rationale for the products under development.
- Discussing with and interviewing the responsible staff and managers on the progress and future prospects of respective development projects.
- Selecting products with significant development cost and request for independent valuation to be done for impairment assessment.

Based on our procedures described, we found the recognition and impairment assessment on intangible assets to be reasonable.

管理層須在每個報告期完結時評估是否有任何減值跡象存在，而有關評估是需要按使用或銷售產品能力、未來市場或經濟發展作出重要管理判斷及假設。

我們的回應

我們有關確認無形資產的主要程序包括：

- 了解管理層所從事的業務程序，以評估各項目的合適會計處理方法。
- 通過質疑將成本撥充資本時所使用的主要假設或估計，評定無形資產確認的合理性及合格性準則。
- 以抽查為基礎，為撥充資本的開支追查文件及所簽署合約。
- 評定專利費的擁有權。

我們有關無形資產減值評估的主要程序包括：

- 根據我們對貴集團業務性質的認識，評定管理層所釐定的減值。
- 通過了解業務及發展中產品的基礎理論，評定是否出現任何減值跡象。
- 就相關發展項目的進展及未來前景與負責員工及經理進行討論及面談。
- 甄選開發成本重大的產品以及為減值評估而要求進行獨立估值。

根據上述程序，我們發現無形資產的確認與減值評估屬合理。

Independent Auditor's Report

獨立核數師報告

Impairment assessment of goodwill (refer to note 21 to the consolidated financial statements)

Management is required to assess at the end of each reporting period whether there is any indication that goodwill may be impaired. If any such indication exists, the management shall estimate the recoverable amount of the asset.

Our response

Our main procedures in relation to the impairment assessment of goodwill included:

- Assessing management's determination of the Group's cash-generating units based on our understanding of the nature of the business and the economic environment in which the cash-generating units operate.
- Based on our knowledge of the business and industry, challenging the reasonableness of the underlying key assumptions and data used in the cash flow forecasts (including revenue growth rate, operating profit, and discount rate used).

Based on our procedures described, we found the estimations of management in relation to goodwill are supported by plausible evidence.

Fair value measurement of unlisted investments held as financial assets at fair value through other comprehensive income and through profit or loss (refer to note 23 and 24 to the consolidated financial statements)

The Group held several unlisted investments on a combination of market observable inputs, unobservable inputs and valuation techniques. The Group's fair value measurement of the financial assets arising from the unobservable inputs used in determining the fair value of the unlisted investments was grouped under level 3 of fair value hierarchy.

As at 31 December 2021, the Group held several unlisted investments which were measured at fair value amounted to HK\$161 million, which had significant unobservable inputs in the valuation, and hence were categorised within Level 3 of fair value hierarchy, representing 4.43% of the Group's total assets as at 31 December 2021.

商譽之減值評估 (參閱綜合財務報表附註21)

管理層須在每個報告期完結時評估商譽是否有任何減值跡象存在。倘若有任何跡象存在，管理層須估計有關資產的可收回金額。

我們的回應

我們有關評估商譽減值的主要程序包括：

- 根據我們對 貴集團現金產生單位經營所在業務性質與經濟環境的認識，評定管理層對現金產生單位的釐定。
- 根據我們對業務及行業的認識，質疑現金流量預測所用的相關主要假設及數據(包括所用之收益增長率、經營溢利及貼現率)之合理性。

根據上述程序，我們發現管理層對有關商譽的估計可以合理憑證佐證。

持作按公平值透過其他全面收益及透過損益列賬之財務資產之非上市投資之公平值計量

(參閱綜合財務報表附註23及24)

貴集團持有若干非上市投資，混用多種市場可觀測輸入數據、不可觀測輸入數據及估值技術。貴集團在釐定非上市投資公平值時使用不可觀測數據所產生財務資產公平值計量乃歸屬於第三級公平值等級的組別內。

於二零二一年十二月三十一日，貴集團持有若干以公平值計量之非上市投資161百萬港元，該等非上市投資的估值採用了重大不可觀測數據，故分類於第三級公平值等級的組別內，佔 貴集團於二零二一年十二月三十一日資產總值之4.43%。

The valuations of these unlisted investments are conducted by independent qualified valuers. The appropriateness of the valuation is dependent on determination of different valuation techniques and certain key assumptions. With different valuation techniques and assumptions applied, the valuation result can vary significantly.

As the unlisted investments are considered significant due to the size of the balance and the inherent judgement involved in determining the fair value measurement, it is considered as a key audit matter.

The fair value was determined using market approach, income approach and reference to the prices of underlying investment portfolio quoted by administrator. The determination of fair value measurement requires the management to exercise their judgement to ensure the appropriateness of the estimates and assumptions.

Our response

Our procedures in relation to management's fair value measurement of unlisted investments included:

- Evaluating the independent professional valuers' competence, capabilities and objectivity.
- Focusing on the valuation methodologies and assumptions of unlisted investments that were classified as level 3 in the fair value hierarchy and involving valuation specialists in evaluating and assessing:
 - the valuation techniques through comparison with the valuation techniques that are commonly used in the market;
 - the validation of observable inputs using external market data; and
 - the reasonableness of management's assumptions.
- Checking the accuracy and reasonableness of the input data provided by management to the independent professional valuer.
- Review sensitivity analysis in consideration of the potential impact of reasonably possible upside or downside changes in these key assumptions.

Based on our procedures described, we found the impairment assessment on unlisted investments adopted by management to be reasonable.

該等非上市投資的估值由獨立合資格估值師進行。估值的合適性取決於不同估值技術的釐定與若干關鍵假設。視乎不同估值技術與所應用的假設，估值結果可能有很大的差異。

由於計量非上市投資公平值所涉及的結餘規模與固有判斷被視為屬重大，故被視為關鍵審計事項。

公平值的計量採用市場法、收入法及參考基金管理人所報的相關投資組合價格。釐定所計量公平值須管理層在確保估計及假設的合適性上作出判斷。

我們的回應

我們有關管理層對非上市投資的公平值計量的程序包括：

- 評估獨立專業估值師的技能、能力及客觀性。
- 關注在公平值等級中被歸類為第三級的非上市投資的估值方法及假設，並於估值專家估值及評估以下各項：
 - 通過與市場上常用的估值技術比較估值技術；
 - 使用外部市場數據驗證可觀察輸入數據；及
 - 管理層假設的合理性。
- 檢查管理層向獨立專業估值師提供的輸入數據的準確性和合理性。
- 考慮到該等關鍵假設中合理可能的上行或下行變化的潛在影響，檢討敏感度分析。

根據上述程序，我們發現管理層就非上市投資所採納的減值評估屬合理。

Independent Auditor's Report

獨立核數師報告

OTHER INFORMATION

The directors of the Company are responsible for the other information. The other information comprises the information included in the annual report, but does not include the consolidated financial statements and our auditor's report thereon.

Our opinion on the consolidated financial statements does not cover the other information and we do not express any form of assurance conclusion thereon.

In connection with our audit of the consolidated financial statements, our responsibility is to read the other information and, in doing so, consider whether the other information is materially inconsistent with the consolidated financial statements or our knowledge obtained in the audit or otherwise appears to be materially misstated. If, based on the work we have performed, we conclude that there is a material misstatement of this other information, we are required to report that fact. We have nothing to report in this regard.

RESPONSIBILITIES OF DIRECTORS AND THOSE CHARGED WITH GOVERNANCE FOR THE CONSOLIDATED FINANCIAL STATEMENTS

The directors of the Company are responsible for the preparation of the consolidated financial statements that give a true and fair view in accordance with HKFRSs issued by the HKICPA and the disclosure requirements of the Hong Kong Companies Ordinance, and for such internal control as the directors determine is necessary to enable the preparation of consolidated financial statements that are free from material misstatement, whether due to fraud or error.

In preparing the consolidated financial statements, the directors are responsible for assessing the Group's ability to continue as a going concern, disclosing, as applicable, matters related to going concern and using the going concern basis of accounting unless the directors either intend to liquidate the Group or to cease operations, or have no realistic alternative but to do so.

Those charged with governance are responsible for overseeing the Group's financial reporting process.

其他信息

貴公司董事需對其他信息負責。其他信息包括刊載於年報內的信息，但不包括綜合財務報表及我們發出之核數師報告。

我們對綜合財務報表的意見並不涵蓋其他信息，我們亦不對該等其他信息發表任何形式的鑒證結論。

結合我們對綜合財務報表的審計，我們的責任是閱讀其他信息，在此過程中，考慮其他信息是否與綜合財務報表或我們在審計過程中所了解的情況存在重大抵觸或者似乎存在重大錯誤陳述的情況。基於我們已執行的工作，如果我們認為其他信息存在重大錯誤陳述，我們需要報告該事實。在這方面，我們沒有任何報告。

董事及治理層就綜合財務報表須承擔的責任

貴公司董事須負責根據香港會計師公會頒布的《香港財務報告準則》及香港《公司條例》的披露規定擬備真實而中肯的綜合財務報表，並對其認為為使綜合財務報表的擬備不存在由於欺詐或錯誤而導致的重大錯誤陳述所需的內部控制負責。

在擬備綜合財務報表時，董事負責評估貴集團持續經營的能力，並在適用情況下披露與持續經營有關的事項，以及使用持續經營為會計基礎，除非董事有意將貴集團清盤或停止經營，或別無其他實際的替代方案。

治理層須負責監督貴集團財務報告過程。

AUDITOR'S RESPONSIBILITIES FOR THE AUDIT OF THE CONSOLIDATED FINANCIAL STATEMENTS

Our objectives are to obtain reasonable assurance about whether the consolidated financial statements as a whole are free from material misstatement, whether due to fraud or error, and to issue an auditor's report that includes our opinion solely to you, as a body, in accordance with our agreed terms of engagement, and for no other purpose. We do not assume responsibility towards or accept liability to any other person for the contents of this report. Reasonable assurance is a high level of assurance, but is not a guarantee that an audit conducted in accordance with HKSA's will always detect a material misstatement when it exists. Misstatements can arise from fraud or error and are considered material if, individually or in the aggregate, they could reasonably be expected to influence the economic decisions of users taken on the basis of these consolidated financial statements.

As part of an audit in accordance with HKSA's, we exercise professional judgement and maintain professional skepticism throughout the audit. We also:

- Identify and assess the risks of material misstatement of the consolidated financial statements, whether due to fraud or error, design and perform audit procedures responsive to those risks, and obtain audit evidence that is sufficient and appropriate to provide a basis for our opinion. The risk of not detecting a material misstatement resulting from fraud is higher than for one resulting from error, as fraud may involve collusion, forgery, intentional omissions, misrepresentations, or the override of internal control.
- Obtain an understanding of internal control relevant to the audit in order to design audit procedures that are appropriate in the circumstances, but not for the purpose of expressing an opinion on the effectiveness of the Group's internal control.
- Evaluate the appropriateness of accounting policies used and the reasonableness of accounting estimates and related disclosures made by the directors.
- Conclude on the appropriateness of the directors' use of the going concern basis of accounting and, based on the audit evidence obtained, whether a material uncertainty exists related to events or conditions that may cast significant doubt on the Group's ability to continue as a going concern. If we conclude that a material uncertainty exists, we are required to draw attention in our auditor's report to the related disclosures in the consolidated financial statements or, if such disclosures are inadequate, to modify our opinion. Our conclusions are based on the audit evidence obtained up to the date of our auditor's report. However, future events or conditions may cause the Group to cease to continue as a going concern.

核數師就審計綜合財務報表承擔的責任

我們的目標，是對綜合財務報表整體是否不存在由於欺詐或錯誤而導致的重大錯誤陳述取得合理保證，並出具包括我們意見的核數師報告。我們僅向閣下(作為整體)按照協定的委聘條款報告，除此之外本報告別無其他目的。我們不會就本報告的內容向任何其他人士負有或承擔任何責任。合理保證是高水平的保證，但不能保證按照《香港審計準則》進行的審計，在某一重大錯誤陳述存在時總能發現。錯誤陳述可以由欺詐或錯誤引起，如果合理預期它們單獨或滙總起來可能影響綜合財務報表使用者依賴綜合財務報表所作出的經濟決定，則有關的錯誤陳述可被視作重大。

在根據《香港審計準則》進行審計的過程中，我們運用了專業判斷，保持了專業懷疑態度。我們亦：

- 識別和評估由於欺詐或錯誤而導致綜合財務報表存在重大錯誤陳述的風險，設計及執行審計程序以應對這些風險，以及獲取充足和適當的審計憑證，作為我們意見的基礎。由於欺詐可能涉及串謀、偽造、蓄意遺漏、虛假陳述，或凌駕於內部控制之上，因此未能發現因欺詐而導致的重大錯誤陳述的風險高於未能發現因錯誤而導致的重大錯誤陳述的風險。
- 了解與審計相關的內部控制，以設計適當的審計程序，但目的並非對貴集團內部控制的有效性發表意見。
- 評價董事所採用會計政策的恰當性及作出會計估計和相關披露的合理性。
- 對董事採用持續經營會計基礎的恰當性作出結論。根據所獲取的審計憑證，確定是否存在與事項或情況有關的重大不確定性，從而可能導致對貴集團的持續經營能力產生重大疑慮。如果我們認為存在重大不確定性，則有必要在核數師報告中提請使用者注意綜合財務報表中的相關披露。假若有關的披露不足，則我們應當發表非無保留意見。我們的結論是基於核數師報告日止所取得的審計憑證。然而，未來事項或情況可能導致貴集團不能持續經營。

Independent Auditor's Report

獨立核數師報告

- Evaluate the overall presentation, structure and content of the consolidated financial statements, including the disclosures, and whether the consolidated financial statements represent the underlying transactions and events in a manner that achieves fair presentation.
- Obtain sufficient appropriate audit evidence regarding the financial information of the entities or business activities within the Group to express an opinion on the consolidated financial statements. We are responsible for the direction, supervision and performance of the group audit. We remain solely responsible for our audit opinion.
- 評價綜合財務報表的整體列報方式、結構和內容，包括披露，以及綜合財務報表是否中肯反映交易和事項。
- 就貴集團內各實體或業務活動的財務資料獲得充足、適當的審計憑證，以就綜合財務報表發表意見。我們負責貴集團審計的方向、監督和執行。我們為審計意見承擔全部責任。

We communicate with those charged with governance regarding, among other matters, the planned scope and timing of the audit and significant audit findings, including any significant deficiencies in internal control that we identified during our audit.

We also provide those charged with governance with a statement that we have complied with relevant ethical requirements regarding independence, and to communicate with them all relationships and other matters that may reasonably be thought to bear on our independence, and where applicable, related safeguards.

From the matters communicated with those charged with governance, we determine those matters that were of most significance in the audit of the consolidated financial statements of the current period and are therefore the key audit matters. We describe these matters in our auditor's report unless law or regulation precludes public disclosure about the matter or when, in extremely rare circumstances, we determine that a matter should not be communicated in our report because the adverse consequences of doing so would reasonably be expected to outweigh the public interest benefits of such communication.

除其他事項外，我們與治理層溝通了計劃的審計範圍、時間安排、重大審計發現等，包括我們在審計中識別出內部控制的任何重大缺陷。

我們還向治理層提交聲明，說明我們已符合有關獨立性的相關專業道德要求，並與他們溝通有可能合理地被認為會影響我們獨立性的所有關係和其他事項，以及在適用的情況下，相關的防範措施。

從與治理層溝通的事項中，我們確定哪些事項對本期綜合財務報表的審計最為重要，因而構成關鍵審計事項。我們在核數師報告中描述這些事項，除非法律法規不允許公開披露這些事項，或在極端罕見的情況下，如果合理預期在我們報告中溝通某事項造成的負面後果超過產生的公眾利益，我們決定不應在報告中溝通該事項。

HLM CPA Limited
Certified Public Accountants

Chan Lap Chi
Practising Certificate number: P04084

Hong Kong, 29 March 2022

恒健會計師行有限公司
香港執業會計師

陳立志
執業證書編號：P04084

香港，二零二二年三月二十九日

Consolidated Statement of Profit or Loss

綜合損益表

For the year ended 31 December 2021

截至二零二一年十二月三十一日止年度

		Notes	2021 二零二一年 HK\$'000 千港元	2020 二零二零年 HK\$'000 千港元
		附註		
Revenue	收益	7	1,266,157	1,216,716
Cost of sales	銷售成本		(459,873)	(435,650)
Gross profit	毛利		806,284	781,066
Other income	其他收入	10	102,323	150,587
Other gain and losses, net	其他收益及虧損淨額	11	2,067,799	(57,588)
Selling and distribution expenses	銷售及分銷費用		(366,439)	(279,947)
Administrative expenses	行政費用		(297,265)	(237,721)
Net provision for expected credit losses on financial assets	財務資產預期信貸虧損撥備淨額		(90,284)	(1,180)
Research and development expenses	研究及開發費用		(243,835)	(203,294)
Profit from operations	經營溢利	12	1,978,583	151,923
Finance costs	財務成本	13	(5,722)	(6,472)
Share of results of associates	分佔聯營公司業績	22	(3,495)	(11,414)
Profit before taxation	除稅前溢利		1,969,366	134,037
Taxation	稅項	16	(9,482)	(55,503)
Profit for the year	本年度溢利		1,959,884	78,534
Attributable to:	下列人士應佔：			
Owners of the Company	本公司擁有人		1,987,176	129,316
Non-controlling interests	非控股權益		(27,292)	(50,782)
			1,959,884	78,534
			HK cents 港仙	HK cents 港仙
Earnings per share	每股盈利	18		
Basic	基本		337.58	21.99
Diluted	攤薄		337.35	21.99

The notes on pages 84 to 224 form an integral part of these consolidated financial statements.

第84頁至第224頁之附註構成本綜合財務報表之一部分。

Consolidated Statement of Profit or Loss and Other Comprehensive Income

綜合損益及其他全面收益表

For the year ended 31 December 2021

截至二零二一年十二月三十一日止年度

		2021 二零二一年 HK\$'000 千港元	2020 二零二零年 HK\$'000 千港元
Profit for the year	本年度溢利	1,959,884	78,534
Other comprehensive income (expense):	其他全面收益(開支):		
Items that may be reclassified subsequently to profit or loss:	其後可能重新分類至損益之項目:		
– Exchange differences on translation of financial statements of overseas subsidiaries	– 換算海外附屬公司財務報表之匯兌差額	37,920	89,829
– Reclassification of exchange reserve upon disposal of subsidiaries	– 於出售附屬公司時將匯兌儲備重新分類	–	(3,460)
– Reclassification of other reserves upon disposal of subsidiaries	– 於出售附屬公司時將其他儲備重新分類	–	(92,545)
– Share of other comprehensive income of associates	– 分佔聯營公司之其他全面收益	46	314
Item that will not be reclassified subsequently to profit or loss:	其後不會重新分類至損益之項目:		
– Fair value changes of financial assets at fair value through other comprehensive income	– 按公平值透過其他全面收益列賬之財務資產之公平值變動	(1,706,606)	(256,320)
Other comprehensive expense for the year, net of tax	本年度其他全面開支，已扣除稅項	(1,668,640)	(262,182)
Total comprehensive income (expense) for the year	本年度全面收益(開支)總額	291,244	(183,648)
Total comprehensive income (expense) for the year attributable to:	下列人士應佔本年度全面收益(開支)總額:		
Owners of the Company	本公司擁有人	330,243	(125,820)
Non-controlling interests	非控股權益	(38,999)	(57,828)
		291,244	(183,648)

The notes on pages 84 to 224 form an integral part of these consolidated financial statements.

第84頁至第224頁之附註構成本綜合財務報表之一部分。

Consolidated Statement of Financial Position

綜合財務狀況表

At 31 December 2021
於二零二一年十二月三十一日

		Notes 附註	2021 二零二一年 HK\$'000 千港元	2020 二零二零年 HK\$'000 千港元
Non-current assets	非流動資產			
Property, plant and equipment	物業、廠房及設備	19	688,265	724,552
Intangible assets	無形資產	20	922,525	844,954
Goodwill	商譽	21	3,900	3,900
Interests in associates	於聯營公司之權益	22	6,267	6,056
Financial assets at fair value through profit or loss	按公平值透過損益列賬之財務資產	23	30,480	38,050
Financial assets at fair value through other comprehensive income	按公平值透過其他全面收益列賬之財務資產	24	1,006,717	377,584
Deferred tax assets	遞延稅項資產	34	15,424	18,729
			2,673,578	2,013,825
Current assets	流動資產			
Inventories	存貨	25	331,394	414,377
Trade receivables	應收貿易賬款	26	168,323	159,574
Other receivables, deposits and prepayments	其他應收款項、按金及預付款項	27	162,736	149,081
Advance to associates	墊付予聯營公司之款項	28	–	77,504
Tax recoverable	可收回稅項		23,338	–
Pledged bank deposits	已抵押銀行存款	29	–	24,025
Time deposits	定期存款	29	–	39,336
Cash and bank balances	現金及銀行結餘	29	277,529	375,199
			963,320	1,239,096
Current liabilities	流動負債			
Trade payables	應付貿易賬款	30	62,599	73,733
Other payables and accruals	其他應付款項及應計費用	31	684,670	691,195
Bank borrowings	銀行借款	32	162,540	141,377
Lease liabilities	租賃負債	33	12,639	7,828
Tax payables	應付稅項		132	29,916
			922,580	944,049
Net current assets	流動資產淨值		40,740	295,047
Total assets less current liabilities	資產總值減流動負債		2,714,318	2,308,872

Consolidated Statement of Financial Position

綜合財務狀況表

At 31 December 2021

於二零二一年十二月三十一日

		Notes 附註	2021 二零二一年 HK\$'000 千港元	2020 二零二零年 HK\$'000 千港元
Capital and reserves	資本及儲備			
Share capital	股本	35	29,442	29,406
Reserves	儲備	36	2,435,136	2,120,389
Equity attributable to the owners of the Company	本公司擁有人應佔權益		2,464,578	2,149,795
Non-controlling interests	非控股權益		(73,416)	(34,417)
Total equity	總權益		2,391,162	2,115,378
Non-current liabilities	非流動負債			
Other payables and accruals	其他應付款項及應計費用	31	40,000	-
Bank borrowings	銀行借款	32	84,090	-
Lease liabilities	租賃負債	33	7,869	7,502
Retirement benefits	退休福利	38	111,970	104,000
Deferred tax liabilities	遞延稅項負債	34	79,227	81,992
			323,156	193,494
			2,714,318	2,308,872

The notes on pages 84 to 224 form an integral part of these consolidated financial statements.

第84頁至第224頁之附註構成本綜合財務報表之一部分。

The consolidated financial statements on pages 75 to 224 were approved and authorised for issue by the board of directors on 29 March 2022 and are signed on its behalf by:

第75頁至第224頁所載綜合財務報表已於二零二二年三月二十九日經董事會核准及授權公佈，並由下列董事代表簽署：

Lee Siu Fong
李小芳
DIRECTOR
董事

Leelalertsuphakun Wanee
李燁妮
DIRECTOR
董事

Consolidated Statement of Changes in Equity

綜合權益變動表

For the year ended 31 December 2021

截至二零二一年十二月三十一日止年度

		Attributable to the owners of the Company 本公司擁有人應佔								Attributable to non-controlling interests		Total
		Share capital	Share premium	Merger difference	Share-based compensation reserve	Other reserves	Investments revaluation reserve	Exchange reserve	Retained profits	Sub-total		
		股本	股份溢價	合併差額	以股份支付之酬金儲備	其他儲備	投資重估儲備	匯兌儲備	保留溢利	小計	非控股權益應佔	總計
		HK\$'000	HK\$'000	HK\$'000	HK\$'000	HK\$'000	HK\$'000	HK\$'000	HK\$'000	HK\$'000	HK\$'000	HK\$'000
		千港元	千港元	千港元	千港元	千港元	千港元	千港元	千港元	千港元	千港元	千港元
At 1 January 2021	於二零二一年一月一日	29,406	714,813	9,200	40,847	65,228	(254,155)	(14,843)	1,559,299	2,149,795	(34,417)	2,115,378
Employee share option benefits	僱員購股權福利	-	-	-	16,888	-	-	-	-	16,888	-	16,888
Exercise of share options	行使購股權	36	5,278	-	(1,771)	-	-	-	-	3,543	-	3,543
Share of reserve of an associate	分佔一間聯營公司儲備	-	-	-	-	28	-	-	-	28	-	28
Profit (loss) for the year	本年度溢利(虧損)	-	-	-	-	-	-	-	1,987,176	1,987,176	(27,292)	1,959,884
Other comprehensive income (expense) for the year	本年度其他全面收益(開支)	-	-	-	-	-	-	-	-	-	-	-
- Exchange differences on translation of financial statements of overseas subsidiaries	- 換算海外附屬公司財務報表之匯兌差額	-	-	-	-	-	-	37,681	-	37,681	239	37,920
- Share of other comprehensive income of associates	- 分佔聯營公司其他全面收益	-	-	-	-	46	-	-	-	46	-	46
- Fair value changes of financial assets at fair value through other comprehensive income	- 按公平值透過其他全面收益列賬之財務資產之公平值變動	-	-	-	-	-	(1,694,660)	-	-	(1,694,660)	(11,946)	(1,706,606)
Total comprehensive income (expense) for the year	本年度全面收益(開支)總額	-	-	-	-	46	(1,694,660)	37,681	1,987,176	330,243	(38,999)	291,244
2020 final dividend paid (Note 17)	已付二零二零年末期股息(附註17)	-	-	-	-	-	-	-	(18,254)	(18,254)	-	(18,254)
2021 interim dividend paid (Note 17)	已付二零二一年中期股息(附註17)	-	-	-	-	-	-	-	(17,665)	(17,665)	-	(17,665)
At 31 December 2021	於二零二一年十二月三十一日	29,442	720,091	9,200	55,964	65,302	(1,948,815)	22,838	3,510,556	2,464,578	(73,416)	2,391,162

Consolidated Statement of Changes in Equity

綜合權益變動表

For the year ended 31 December 2021

截至二零二一年十二月三十一日止年度

		Attributable to the owners of the Company 本公司擁有人應佔								Attributable to non-controlling interests		Total
		Share capital	Share premium	Merger difference	Share-based compensation reserve	Other reserves	Investments revaluation reserve	Exchange reserve	Retained profits	Sub-total		
		股本	股份溢價	合併差額	以股份支付之酬金儲備	其他儲備	投資重估儲備	匯兌儲備	保留溢利	小計	非控股權益應佔	
		HK\$'000 千港元	HK\$'000 千港元	HK\$'000 千港元	HK\$'000 千港元	HK\$'000 千港元	HK\$'000 千港元	HK\$'000 千港元	HK\$'000 千港元	HK\$'000 千港元	HK\$'000 千港元	
At 1 January 2020	於二零二零年一月一日	29,396	714,146	9,200	23,675	157,404	(8,386)	(97,707)	1,468,172	2,295,900	181,538	2,477,438
Employee share option benefits	僱員購股權福利	-	-	-	17,442	-	-	-	-	17,442	-	17,442
Exercise of share options	行使購股權	10	667	-	(231)	-	-	-	-	446	-	446
Share options lapsed	已失效購股權	-	-	-	(39)	-	-	-	39	-	-	-
Share of reserve of an associate	分佔一間聯營公司儲備	-	-	-	-	55	-	-	-	55	-	55
Capital contribution from non-controlling interests	非控股權益出資	-	-	-	-	-	-	-	-	-	31,226	31,226
Acquisition of a subsidiary (Note 44)	收購一間附屬公司(附註44)	-	-	-	-	-	-	-	-	-	(2,250)	(2,250)
Disposal of interests in subsidiaries (Note 45)	出售附屬公司權益(附註45)	-	-	-	-	-	-	-	-	-	(187,103)	(187,103)
Profit (loss) for the year	本年度溢利(虧損)	-	-	-	-	-	-	-	129,316	129,316	(50,782)	78,534
Other comprehensive income (expense) for the year	本年度其他全面收益(開支)	-	-	-	-	-	-	-	-	-	-	-
- Exchange differences on translation of financial statements of overseas subsidiaries	- 海外附屬公司財務報表換算之匯兌差額	-	-	-	-	-	-	86,324	-	86,324	3,505	89,829
- Reclassification of exchange reserve upon disposal of subsidiaries (Note 45)	- 於出售附屬公司時將匯兌儲備重新分類(附註45)	-	-	-	-	-	-	(3,460)	-	(3,460)	-	(3,460)
- Reclassification of other reserves upon disposal of subsidiaries (Note 45)	- 於出售附屬公司時將其他儲備重新分類(附註45)	-	-	-	-	(92,545)	-	-	-	(92,545)	-	(92,545)
- Share of other comprehensive income of associates	- 分佔聯營公司之其他全面收益	-	-	-	-	314	-	-	-	314	-	314
- Fair value changes of financial assets at fair value through other comprehensive income	- 按公平值透過其他全面收益列賬之財務資產之公平值變動	-	-	-	-	-	(245,769)	-	-	(245,769)	(10,551)	(256,320)
Total comprehensive (expense) income for the year	本年度全面(開支)收益總額	-	-	-	-	(92,231)	(245,769)	82,864	129,316	(125,820)	(57,828)	(183,648)
2019 final dividend paid (Note 17)	已付二零一九年末期股息(附註17)	-	-	-	-	-	-	-	(22,349)	(22,349)	-	(22,349)
2020 interim dividend paid (Note 17)	已付二零二零年中期股息(附註17)	-	-	-	-	-	-	-	(15,879)	(15,879)	-	(15,879)
At 31 December 2020	於二零二零年十二月三十一日	29,406	714,813	9,200	40,847	65,228	(254,155)	(14,843)	1,559,299	2,149,795	(34,417)	2,115,378

The notes on pages 84 to 224 form an integral part of these consolidated financial statements.

第84頁至第224頁之附註構成本綜合財務報表之一部分。

Consolidated Statement of Cash Flows

綜合現金流量表

For the year ended 31 December 2021

截至二零二一年十二月三十一日止年度

		2021 二零二一年 HK\$'000 千港元	2020 二零二零年 HK\$'000 千港元
	Notes 附註		
Operating activities	經營業務		
Profit before taxation	除稅前溢利	1,969,366	134,037
Adjustments for:	就下列項目作出調整：		
Amortisation of intangible assets	無形資產攤銷	20 29,053	18,203
Depreciation of property, plant and equipment	物業、廠房及設備折舊	19 117,814	109,301
Fair value gain on derivative financial liabilities	衍生財務負債之公平值收益	11 -	3,502
Fair value loss on financial assets at fair value through profit or loss, net	按公平值透過損益列賬之財務資產之公平值虧損淨額	11 21,827	17,963
Foreign exchange gain, net	外匯收益淨額	11 (3,051)	(214)
(Gain) loss on deemed disposal of interests in associates	視為出售聯營公司權益之(收益)虧損	22(ii) (2,321,626)	180,923
Loss on derecognition of financial assets at fair value through profit or loss at expiration	於期滿時終止確認按公平值透過損益列賬之財務資產之虧損	11 -	4,584
Gain on disposal of plant and equipment, net	出售廠房及設備之收益淨額	11 (35)	(30)
Gain on disposal of subsidiaries, net	出售附屬公司之收益淨額	45 -	(155,625)
Gain on early termination of lease	提早終止租賃之收益	11 -	(2)
Interest expenses	利息開支	13 4,404	5,385
Interest income	利息收入	10 (5,912)	(9,072)
Impairment loss on intangible assets	無形資產之減值虧損	20 230,509	3,840
Impairment loss on goodwill	商譽之減值虧損	21 -	2,342
Provision for expected credit losses on financial assets	財務資產之預期信貸虧損撥備	26, 28 90,284	1,180
Provision for slow moving stock	滯銷存貨撥備	35,338	2,087
Provision for retirement benefits	退休福利撥備	38 7,970	14,770
Share-based payments	以股份支付之款項	37 16,888	17,442
Share of results of associates	分佔聯營公司業績	3,495	11,414
Write-off of expired stock	撇銷過期存貨	13,231	5,764
Write-off of intangible assets	撇銷無形資產	11 357	-
Write-off of property, plant and equipment	撇銷物業、廠房及設備	11 4,220	305

Consolidated Statement of Cash Flows

綜合現金流量表

For the year ended 31 December 2021

截至二零二一年十二月三十一日止年度

		Notes	2021 二零二一年 HK\$'000 千港元	2020 二零二零年 HK\$'000 千港元
		附註		
Operating cash flows before movements in working capital	營運資金變動前之經營現金流量		214,132	368,099
Decrease (increase) in inventories	存貨減少(增加)		43,340	(147,463)
(Increase) decrease in trade receivables	應收貿易賬款(增加)減少		(1,950)	5,648
Increase in other receivables, deposits and prepayments	其他應收款項、按金及預付款項增加		(10,630)	(33,036)
Decrease in pledged bank deposits	已抵押銀行存款減少		24,025	16,320
Decrease in trade payables	應付貿易賬款減少		(11,346)	(6,512)
Increase in other payables and accruals	其他應付款項及應計費用增加		21,077	93,762
Cash from operations	經營所產生之現金		278,648	296,818
Interest paid	已付利息	39	(3,787)	(4,715)
Income tax refund	退回所得稅		358	-
Income tax paid	已付所得稅		(64,536)	(73,192)
Net cash generated from operating activities	經營業務產生之現金淨額		210,683	218,911
Investing activities	投資活動			
Additions of development cost and license fee	開發成本及專利費增加	20	(320,029)	(219,744)
Advance to associates	墊付予聯營公司之款項		(10,000)	(37,000)
Acquisition of financial assets at fair value through other comprehensive income	收購按公平值透過其他全面收益列賬之財務資產	24	(10,727)	(18,983)
Acquisition of financial assets at fair value through profit or loss	收購按公平值透過損益列賬之財務資產		(17,643)	(1,270)
Decrease in time deposits with initial terms of over three months	原期限超過三個月之定期存款減少		39,831	45,040
Total interest received	已收利息總額		2,579	7,415
Purchase of plant and equipment	購入廠房及設備	19	(43,154)	(94,141)
Payment for construction in progress	在建工程付款	19	(7,542)	(44,254)
Proceeds from disposal of property, plant and equipment	出售物業、廠房及設備之所得款項		35	63
Repayment from associates	由聯營公司償還		-	4,682
Subscription of shares of an associate	認購一間聯營公司股份		(3,632)	(1,581)
Net cash inflow from acquisition of a subsidiary	收購一間附屬公司產生之現金流入淨額	44	-	474
Net cash outflow from disposal of subsidiaries	出售附屬公司產生之現金流出淨額	45	-	(164,443)
Net cash used in investing activities	投資活動所用之現金淨額		(370,282)	(523,742)

Consolidated Statement of Cash Flows

綜合現金流量表

For the year ended 31 December 2021

截至二零二一年十二月三十一日止年度

		Notes	2021 二零二一年 HK\$'000 千港元	2020 二零二零年 HK\$'000 千港元
		附註		
Financing activities	融資活動			
Capital contribution from non-controlling interests	非控股權益出資		-	31,226
New loans	新增貸款	39	227,371	167,418
Repayment of loans	償還貸款	39	(122,616)	(160,428)
Repayment of lease liabilities	償還租賃負債	39	(11,405)	(10,238)
Net proceeds from issue of ordinary shares upon exercise of share options	購股權行使時發行普通股所得款項淨額	35	3,543	446
Dividend paid	已付股息	17	(35,919)	(38,228)
Net cash generated from (used in) financing activities	融資活動產生(所用)之現金淨額		60,974	(9,804)
Net decrease in cash and cash equivalents	現金及現金等值減少淨額		(98,625)	(314,635)
Cash and cash equivalents at 1 January	於一月一日之現金及現金等值		375,199	693,516
Effect of foreign exchange rate changes	外幣匯率變動之影響		955	(3,682)
Cash and cash equivalents at 31 December	於十二月三十一日之現金及現金等值		277,529	375,199
Analysis of cash and cash equivalents	現金及現金等值分析			
Cash and bank balances	現金及銀行結餘		277,529	375,199
Time deposits	定期存款		-	39,336
			277,529	414,535
Less: Time deposits with maturity over three months	減：三個月後到期之定期存款		-	(39,336)
			277,529	375,199

The notes on pages 84 to 224 form an integral part of these consolidated financial statements.

第84頁至第224頁之附註構成本綜合財務報表之一部分。

Notes to the Consolidated Financial Statements

綜合財務報表附註

For the year ended 31 December 2021

截至二零二一年十二月三十一日止年度

1. GENERAL INFORMATION

Lee's Pharmaceutical Holdings Limited (the "Company") is a limited company incorporated in the Cayman Islands and its shares are listed on the Main Board of The Stock Exchange of Hong Kong Limited (the "Stock Exchange"). The addresses of the registered office and principal place of business of the Company are disclosed in the section headed "Corporate Information" in this annual report.

The principal activities of the Company and its subsidiaries (collectively referred to as the "Group") are the developing, manufacturing and sales and marketing of pharmaceutical products.

The consolidated financial statements are presented in Hong Kong dollars ("HK\$"), which is also the functional currency of the Company.

2. APPLICATION OF NEW AND AMENDMENTS TO HONG KONG FINANCIAL REPORTING STANDARDS ("HKFRSs")

Amendments to HKFRSs that are mandatorily effective for the current year

In the current year, the Group has applied the following amendments to HKFRSs issued by the Hong Kong Institute of Certified Public Accountants ("HKICPA") for the first time which are mandatorily effective for the annual periods beginning on or after 1 January 2021 for the preparation of the consolidated financial statements. HKFRSs comprise Hong Kong Financial Reporting Standards; Hong Kong Accounting Standards ("HKASs"); and HK (IFRIC) Interpretations, HK Interpretations and HK (SIC) Interpretations (collectively referred to as "Interpretations").

Amendments to HKFRS 9, HKAS 39, HKFRS 7, HKFRS 4 and HKFRS 16	Interest Rate Benchmark Reform – Phase 2
---	--

Amendments to HKFRS 16	Covid-19-Related Rent Concessions
------------------------	-----------------------------------

The application of the amendments to HKFRSs in the current year had no material impact on the Group's financial positions and performance for the current and prior years and/or disclosures set out in these consolidated financial statements.

1. 一般資料

李氏大藥廠控股有限公司(「本公司」)為於開曼群島註冊成立之有限公司，而其股份於香港聯合交易所有限公司(「聯交所」)主板上市。本公司之註冊辦事處及主要營業地點之地址於本年報「公司資料」一節內披露。

本公司及其附屬公司(統稱「本集團」)之主要業務為開發、製造、銷售及營銷藥品。

本綜合財務報表乃以港元呈列，而港元亦為本公司之功能貨幣。

2. 應用新增香港財務報告準則及香港財務報告準則之修訂

於本年度強制生效之香港財務報告準則之修訂

於本年度，本集團就編製綜合財務報表首次應用香港會計師公會所頒佈於二零二一年一月一日或之後開始之年度期間強制生效之下列香港財務報告準則之修訂。香港財務報告準則包括香港財務報告準則；香港會計準則；以及香港(國際財務報告詮釋委員會)詮釋、香港詮釋及香港(準則詮釋委員會)詮釋(統稱為「詮釋」)。

香港財務報告準則第9號、 香港會計準則第39號、 香港財務報告準則第7號、 香港財務報告準則第4號及 香港財務報告準則第16號之 修訂	利率基準改革— 第2階段
--	-----------------

香港財務報告準則第16號之 修訂	COVID-19相關租金 優惠
---------------------	--------------------

於本年度應用該等香港財務報告準則之修訂對本集團於本年度及過往年度之財務狀況及表現及/或本綜合財務報表所載之披露事項並無重大影響。

Notes to the Consolidated Financial Statements

綜合財務報表附註

For the year ended 31 December 2021
截至二零二一年十二月三十一日止年度

2. APPLICATION OF NEW AND AMENDMENTS TO HONG KONG FINANCIAL REPORTING STANDARDS (“HKFRSs”) (CONTINUED)

New and amendments to HKFRSs in issue but not yet effective

The Group has not early applied the following new and amendments to HKFRSs that have been issued but are not yet effective:

HKFRS 17	Insurance Contracts and the related Amendments ³
Amendments to HKAS 1	Classification of Liabilities as Current or Non-current and related amendments to Hong Kong Interpretation 5 (2020) ³
Amendments to HKAS 1 and HKFRS Practice Statement 2	Disclosure of Accounting Policies ³
Amendments to HKAS 8	Definition of Accounting Estimates ³
Amendments to HKAS 12	Deferred Tax related to Assets and Liabilities arising from a Single Transaction ³
Amendments to HKAS 16	Property, Plant and Equipment – Proceeds before Intended Use ²
Amendments to HKAS 37	Onerous Contracts – Cost of Fulfilling a Contract ²
Amendments to HKFRS 3	Reference to the Conceptual Framework ²
Amendments to HKFRS 10 and HKAS 28	Sale or Contribution of Assets between an Investor and its Associate or Joint Venture ⁴
Amendments to HKFRS 16	Covid-19-Related Rent Concessions beyond 30 June 2021 ¹
Amendments to HKFRSs	Annual Improvements to HKFRSs 2018–2020 ²

- ¹ Effective for annual periods beginning on or after 1 April 2021, earlier application is permitted
- ² Effective for annual periods beginning on or after 1 January 2022, earlier application is permitted
- ³ Effective for annual periods beginning on or after 1 January 2023, earlier application is permitted
- ⁴ Effective date to be determined

The Group has already commenced an assessment of the impact of these new and amendments to HKFRSs but is not yet in a position to state whether these new and amendments to HKFRSs would have a material impact on its results of operations and financial positions.

2. 應用新增香港財務報告準則及香港財務報告準則之修訂(續)

已頒佈但尚未生效之新增香港財務報告準則及香港財務報告準則之修訂

本集團並無提早應用下列已頒佈但尚未生效之新增香港財務報告準則及香港財務報告準則之修訂：

香港財務報告準則第17號	保險合約及相關修訂 ³
香港會計準則第1號之修訂	流動或非流動負債之分類及香港詮釋第5號(二零二零年)之相關修訂 ³
香港會計準則第1號及香港財務報告準則實務聲明第2號之修訂	會計政策披露 ³
香港會計準則第8號之修訂	會計估計定義 ³
香港會計準則第12號之修訂	與一項單一交易產生之資產及負債有關之遞延稅項 ³
香港會計準則第16號之修訂	物業、廠房及設備—作擬定用途前之所得款項 ²
香港會計準則第37號之修訂	虧損合約—履行合約之成本 ²
香港財務報告準則第3號之修訂	對概念框架之提述 ²
香港財務報告準則第10號及香港會計準則第28號之修訂	投資者與其聯營公司或合營企業之間之資產出售或注資 ⁴
香港財務報告準則第16號之修訂	於二零二一年六月三十日後之COVID-19相關租金優惠 ¹
香港財務報告準則之修訂	香港財務報告準則二零一八年修訂至二零二零年之年度改進 ²

- ¹ 於二零二一年四月一日或之後開始之年度期間生效，可提早應用
- ² 於二零二二年一月一日或之後開始之年度期間生效，可提早應用
- ³ 於二零二三年一月一日或之後開始之年度期間生效，可提早應用
- ⁴ 生效日期待定

本集團已開始評估該等新增香港財務報告準則及香港財務報告準則之修訂之影響，但尚無法說明該等新增香港財務報告準則及香港財務報告準則之修訂會否對本集團之經營業績及財務狀況造成重大影響。

Notes to the Consolidated Financial Statements

綜合財務報表附註

For the year ended 31 December 2021

截至二零二一年十二月三十一日止年度

3. SIGNIFICANT ACCOUNTING POLICIES

Statement of compliance

The consolidated financial statements have been prepared in accordance with HKFRSs issued by the HKICPA. In additions, the consolidated financial statements include applicable disclosures required by the Rules Governing the Listing of Securities on The Stock Exchange of Hong Kong Limited ("**Listing Rules**") and by the Hong Kong Companies Ordinance ("**CO**").

Basis of preparation

The consolidated financial statements have been prepared on the historical cost basis except for certain financial instruments that are measured at fair values at the end of each reporting period, as explained in the accounting policies set out below.

Historical cost is generally based on the fair value of the consideration given in exchange for goods and services.

Fair value is the price that would be received to sell an asset or paid to transfer a liability in an orderly transaction between market participants at the measurement date, regardless of whether that price is directly observable or estimated using another valuation technique. In estimating the fair value of an asset or a liability, the Group takes into account the characteristics of the asset or liability if market participants would take those characteristics into account when pricing the asset or liability at the measurement date. Fair value for measurement and/or disclosure purposes in these consolidated financial statements is determined on such a basis, except for share-based payment transactions that are within the scope of HKFRS 2 "Share-based Payment" ("**HKFRS 2**"), leasing transactions that are accounted for in accordance with HKFRS 16 "Leases" ("**HKFRS 16**"), and measurements that have some similarities to fair value but are not fair value, such as net realisable value in HKAS 2 "Inventories" or value in use in HKAS 36 "Impairment of Assets" ("**HKAS 36**").

3. 主要會計政策

合規聲明

本綜合財務報表已根據香港會計師公會頒佈之香港財務報告準則編製。此外，本綜合財務報表包括香港聯合交易所有限公司證券上市規則（「**上市規則**」）及香港公司條例（「**公司條例**」）規定之適用披露資料。

編製基準

本綜合財務報表乃根據歷史成本慣例編製，惟誠如下述會計政策所解釋，於各報告期末，若干財務工具乃按公平值計量。

歷史成本一般基於為交換貨品及服務而給予之代價之公平值。

公平值指市場參與者之間在計量日進行之有序交易中出售一項資產所收取之價格或轉移一項負債所支付之價格，無論該價格乃直接觀察到之結果，或是採用其他估值技術作出之估計。在對資產或負債之公平值作出估計時，本集團考慮了市場參與者在計量日為該資產或負債進行定價時將會考慮之該等特徵。於本綜合財務報表內計量及／或披露之公平值均按此基準予以釐定，惟香港財務報告準則第2號「以股份支付之款項」（「**香港財務報告準則第2號**」）範圍內之以股份支付之交易、按照香港財務報告準則第16號「租賃」（「**香港財務報告準則第16號**」）入賬之租賃交易及與公平值類似但並非公平值之計量（如香港會計準則第2號「存貨」中之可變現淨值或香港會計準則第36號「資產減值」（「**香港會計準則第36號**」）中之使用價值）除外。

Notes to the Consolidated Financial Statements

綜合財務報表附註

For the year ended 31 December 2021

截至二零二一年十二月三十一日止年度

3. SIGNIFICANT ACCOUNTING POLICIES (CONTINUED)

Basis of preparation (Continued)

In addition, for financial reporting purposes, fair value measurements are categorised into Level 1, 2 or 3 based on the degree to which the inputs to the fair value measurements are observable and the significance of the inputs to the fair value measurement in its entirety, which are described as follows:

- Level 1 inputs are quoted prices (unadjusted) in active markets for identical assets or liabilities that the entity can access at the measurement date;
- Level 2 inputs are inputs, other than quoted prices included within Level 1, that are observable for the asset or liability, either directly or indirectly; and
- Level 3 inputs are unobservable inputs for the asset or liability.

The principal accounting policies are set out below.

Basis of consolidation

The consolidated financial statements incorporate the financial statements of the Company and entities controlled by the Company and its subsidiaries. Control is achieved when the Company:

- has power over the investee;
- is exposed, or has rights, to variable returns from its involvement with the investee; and
- has the ability to use its power to affect its returns.

The Group reassesses whether or not it controls an investee if facts and circumstances indicate that there are changes to one or more of the three elements of control listed above.

Consolidation of a subsidiary begins when the Group obtains control over the subsidiary and ceases when the Group loses control of the subsidiary. Specifically, income and expenses of a subsidiary acquired or disposed of during the year are included in the consolidated statement of profit or loss from the date the Group gains control until the date when the Group ceases to control the subsidiary.

3. 主要會計政策(續)

編製基準(續)

此外，就財務報告而言，公平值計量根據公平值計量之輸入數據可觀察程度及公平值計量之輸入數據對其整體之重要性分類為第一級、第二級或第三級，詳情如下：

- 第一級輸入數據乃實體於計量日可取得之相同資產或負債於活躍市場之報價(未經調整)；
- 第二級輸入數據乃就資產或負債直接或間接地可觀察之輸入數據(第一級內包括之報價除外)；及
- 第三級輸入數據乃資產或負債之不可觀察輸入數據。

主要會計政策載列如下。

綜合基準

本綜合財務報表包括本公司及本公司及其附屬公司控制之實體之財務報表。倘本公司同時符合以下標準，則本公司取得控制權：

- 對被投資方擁有權力；
- 面對或擁有自其參與被投資方產生之可變回報之風險或權利；及
- 有能力行使其權力以影響其回報時。

倘事實及情況表明上述控制之三個要素之其中一項或多項出現變化，則本集團將重新評估其是否對被投資方擁有控制權。

對一間附屬公司之綜合入賬乃由本集團獲得對該附屬公司之控制權開始，並於本集團失去對該附屬公司之控制權時終止。具體而言，年內所收購或出售之附屬公司收益及開支乃由本集團獲得控制權當日起包含於綜合損益表內，直至本集團失去對該附屬公司之控制權當日終止。

Notes to the Consolidated Financial Statements

綜合財務報表附註

For the year ended 31 December 2021

截至二零二一年十二月三十一日止年度

3. SIGNIFICANT ACCOUNTING POLICIES (CONTINUED)

Basis of consolidation (Continued)

Profit or loss and each item of other comprehensive income are attributed to the owners of the Company and to the non-controlling interests. Total comprehensive income of subsidiaries is attributed to the owners of the Company and to the non-controlling interests even if this results in the non-controlling interests having a deficit balance.

When necessary, adjustments are made to the financial statements of subsidiaries to bring their accounting policies in line with the Group's accounting policies.

All intragroup assets and liabilities, equity, income, expenses and cash flows relating to transactions between members of the Group are eliminated in full on consolidation.

Non-controlling interests in subsidiaries are presented separately from the Group's equity therein, which represent the interests entitling their holders to a proportionate share of net assets of the relevant subsidiaries upon liquidation.

Changes in the Group's interests in existing subsidiaries

Changes in the Group's interests in existing subsidiaries that do not result in the Group losing control over the subsidiaries are accounted for as equity transactions. The carrying amounts of the Group's relevant components of equity and the non-controlling interests are adjusted to reflect the changes in their relative interests in the subsidiaries, including re-attribution of relevant reserves between the Group and the non-controlling interests according to the Group's and the non-controlling interests' proportionate interests.

Any difference between the amount by which the non-controlling interests are adjusted, and the fair value of the consideration paid or received is recognised directly in equity and attributed to owners of the Company.

3. 主要會計政策(續)

綜合基準(續)

損益及其他全面收益之各項目乃歸屬於本公司擁有人及非控股權益。附屬公司之全面收益總額乃歸屬於本公司擁有人及非控股權益，即使此舉會導致非控股權益擁有虧絀結餘。

倘有需要，會對附屬公司之財務報表作出調整，以使其會計政策與本集團之會計政策一致。

與本集團各成員公司間交易有關之所有集團內公司間資產及負債、權益、收益、開支及現金流量乃於綜合賬目時全面對銷。

附屬公司之非控股權益與本集團於當中之權益分開呈列，而該等權益指賦予持有人權利於清盤時按比例分佔相關附屬公司淨資產的權益。

本集團於現有附屬公司之權益之變動

本集團於現有附屬公司權益之變動並無導致本集團失去對該等附屬公司之控制權，會作為權益交易入賬。本集團權益之相關部分及非控股權益之賬面金額經調整以反映彼等於附屬公司之有關權益變動包括根據本集團與非控股權益之權益比例重新劃撥本集團與非控股權益之相關儲備。

獲調整之非控股權益金額與所支付或收取代價之公平值之間之任何差額直接於權益確認並歸屬於本公司擁有人。

Notes to the Consolidated Financial Statements

綜合財務報表附註

For the year ended 31 December 2021
截至二零二一年十二月三十一日止年度

3. SIGNIFICANT ACCOUNTING POLICIES (CONTINUED)

Basis of consolidation (Continued)

Changes in the Group's interests in existing subsidiaries (Continued)

When the Group loses control of a subsidiary, the assets and liabilities of that subsidiary and non-controlling interests (if any) are derecognised. A gain or loss is recognised in profit or loss and is calculated as the difference between (i) the aggregate of the fair value of the consideration received and the fair value of any retained interest and (ii) the carrying amount of the assets (including goodwill), and liabilities of the subsidiary attributable to the owners of the Company. All amounts previously recognised in other comprehensive income in relation to that subsidiary are accounted for as if the Group had directly disposed of the related assets or liabilities of the subsidiary (i.e. reclassified to profit or loss or transferred to another category of equity as specified/permitted by applicable HKFRSs). The fair value of any investment retained in the former subsidiary at the date when control is lost is regarded as the fair value on initial recognition for subsequent accounting under HKFRS 9 "Financial Instruments" ("HKFRS 9") or, when applicable, the cost on initial recognition of an investment in an associate.

Business combinations

Acquisitions of businesses are accounted for using the acquisition method. The consideration transferred in a business combination is measured at fair value, which is calculated as the sum of the acquisition-date fair values of the assets transferred by the Group, liabilities incurred by the Group to the former owners of the acquiree and the equity interests issued by the Group in exchange for control of the acquiree. Acquisition-related costs are generally recognised in profit or loss as incurred.

Except for certain recognition exemptions, the identifiable assets acquired and liabilities assumed must meet the definitions of an asset and a liability in the International Accounting Standards Committee's Framework for the Preparation and Presentation of Financial Statements (replaced by the Conceptual Framework for Financial Reporting issued in September 2010).

At the acquisition date, the identifiable assets acquired and the liabilities assumed are recognised at their fair value, except that:

- deferred tax assets or liabilities, and assets or liabilities related to employee benefit arrangements are recognised and measured in accordance with HKAS 12 "Income Taxes" and HKAS 19 "Employee Benefits" respectively;
- liabilities or equity instruments related to share-based payment arrangements of the acquiree or share-based payment arrangements of the Group entered into to replace share-based payment arrangements of the acquiree are measured in accordance with HKFRS 2 at the acquisition date;

3. 主要會計政策(續)

綜合基準(續)

本集團於現有附屬公司之權益之變動(續)

當本集團失去對一間附屬公司之控制權時，該附屬公司之資產及負債以及非控股權益(如有)將終止確認。收益或虧損於損益確認，並按：(i)已收代價公平值及任何保留權益公平值總額與(ii)本公司擁有人應佔該附屬公司資產(包括商譽)及負債之賬面金額之差額計算。所有先前於其他全面收益確認之有關該附屬公司之款項，將按猶如本集團已直接出售該附屬公司之相關資產或負債入賬(即按適用香港財務報告準則之規定/許可條文重新分類至損益或轉撥至另一類權益)。於失去控制權當日於前附屬公司保留之任何投資之公平值將根據香港財務報告準則第9號「財務工具」(「香港財務報告準則第9號」)，於其後入賬時被列作初步確認之公平值，或(如適用)於初步確認時於聯營公司之投資成本。

業務合併

業務收購乃採用收購法入賬。於業務合併轉撥之代價按公平值計量，而計算為本集團轉撥之資產及本集團產生之負債(至被收購方之前擁有人及本集團為交換被收購方之控制權而發行之股權)於收購日期之公平值總和。與收購事項有關之成本一般於產生時在損益確認。

除若干確認豁免外，所收購的可識別資產及所承擔的負債必須符合國際會計準則理事會的編製及呈列財務報表的框架(被於二零一零年九月頒佈的財務報告概念框架所取代)下資產及負債的定義。

於收購日期，所收購之可識別資產與所承擔之負債按彼等之公平值確認，惟下列項目除外：

- 遞延稅項資產或負債及與僱員福利安排有關之資產或負債分別根據香港會計準則第12號「所得稅」及香港會計準則第19號「僱員福利」確認及計量；
- 與被收購方之以股份支付之款項安排或本集團所訂立以取代被收購方之以股份支付之款項安排有關之負債或股本工具乃於收購日期根據香港財務報告準則第2號計量；

Notes to the Consolidated Financial Statements

綜合財務報表附註

For the year ended 31 December 2021

截至二零二一年十二月三十一日止年度

3. SIGNIFICANT ACCOUNTING POLICIES (CONTINUED)

Business combinations (Continued)

- assets (or disposal groups) that are classified as held for sale in accordance with HKFRS 5 “Non-current Assets Held for Sale and Discontinued Operations” are measured in accordance with that standard; and
- lease liabilities are recognised and measured at the present value of the remaining lease payments (as defined in HKFRS 16) as if the acquired leases were new leases at the acquisition date, except for leases for which (a) the lease term ends within 12 months of the acquisition date; or (b) the underlying asset is of low value. Right-of-use assets are recognised and measured at the same amount as the relevant lease liabilities, adjusted to reflect favourable or unfavourable terms of the lease when compared with market terms.

Goodwill is measured as the excess of the sum of the consideration transferred, the amount of any non-controlling interests in the acquiree, and the fair value of the acquirer’s previously held equity interest in the acquiree (if any) over the net amount of the identifiable assets acquired and the liabilities assumed as at acquisition date. If, after reassessment, the net amount of the identifiable assets acquired and liabilities assumed exceeds the sum of the consideration transferred, the amount of any non-controlling interests in the acquiree and the fair value of the acquirer’s previously held interest in the acquiree (if any), the excess is recognised immediately in profit or loss as a bargain purchase gain.

Non-controlling interests that are present ownership interests and entitle their holders to a proportionate share of the relevant subsidiary’s net assets in the event of liquidation are initially measured at the non-controlling interests’ proportionate share of the recognised amounts of the acquiree’s identifiable net assets or at fair value. The choice of measurement basis is made on a transaction-by-transaction basis.

When the consideration transferred by the Group in a business combination includes a contingent consideration arrangement, the contingent consideration is measured at its acquisition-date fair value and included as part of the consideration transferred in a business combination. Changes in the fair value of the contingent consideration that qualify as measurement period adjustments are adjusted retrospectively. Measurement period adjustments are adjustments that arise from additional information obtained during the “measurement period” (which cannot exceed one year from the acquisition date) about facts and circumstances that existed at the acquisition date.

3. 主要會計政策(續)

業務合併(續)

- 根據香港財務報告準則第5號「持作出售之非流動資產及已終止經營業務」劃分為持作出售之資產(或出售組合)根據該準則計量; 及
- 租賃負債按剩餘租賃付款額(定義見香港財務報告準則第16號)之現值確認及計量, 猶如所收購租賃為收購日期之新租賃一樣, 惟(a)租賃期於收購日期十二個月內終止; 或(b)相關資產價值低之租賃除外。使用權資產按與相關租賃負債之相同金額確認及計量, 並進行調整以反映與市場條款相比之有利或不利租賃條款。

商譽按所轉讓代價、於被收購方任何非控股權益之金額及收購方過往所持有被收購方股本權益(如有)公平值之總和減所收購之可識別資產及所承擔負債於收購日期之淨額後, 所超出之差額計量。倘經過重估後, 所收購之可識別資產與所承擔負債之淨額高於轉讓代價、於被收購方任何非控股權益之金額及收購方過往所持有被收購方股本權益(如有)公平值之總和, 則差額即時於損益確認為議價購買收益。

屬現時擁有之權益且於清盤時讓持有人有權按比例分佔相關附屬公司之淨資產之非控股權益, 初步按非控股權益應佔被收購方可識別資產淨值之已確認金額比例或按公平值計量。計量基準視乎每項交易而作出選擇。

倘本集團於業務合併中轉讓之代價包括或然代價安排, 或然代價按其收購日期公平值計量, 並視為於業務合併中所轉讓之代價一部分。或然代價之公平值變動(證實為計量期間調整)可回顧調整。計量期間調整乃於「計量期間」(其不可超過自收購日期起計一年)內所獲得之有關於收購日期存在之事實及情況之額外資料所產生之調整。

Notes to the Consolidated Financial Statements

綜合財務報表附註

For the year ended 31 December 2021

截至二零二一年十二月三十一日止年度

3. SIGNIFICANT ACCOUNTING POLICIES (CONTINUED)

Business combinations (Continued)

The subsequent accounting for the contingent consideration that does not qualify as measurement period adjustments depends on how the contingent consideration is classified. Contingent consideration that is classified as equity is not remeasured at subsequent reporting dates and its subsequent settlement is accounted for within equity. Contingent consideration that is classified as an asset or a liability is remeasured to fair value at subsequent reporting dates, with the corresponding gain or loss being recognised in profit or loss.

When a business combination is achieved in stages, the Group's previously held equity interest in the acquiree is remeasured to fair value at the acquisition date (i.e. the date when the Group obtains control), and the resulting gain or loss, if any, is recognised in profit or loss or other comprehensive income, as appropriate. Amounts arising from interests in the acquiree prior to the acquisition date that have previously been recognised in other comprehensive income and measured under HKFRS 9 would be accounted for on the same basis as would be required if the Group had disposed directly of the previously held equity interest.

If the initial accounting for a business combination is incomplete by the end of the reporting period in which the combination occurs, the Group reports provisional amounts for the items for which the accounting is incomplete. Those provisional amounts are adjusted retrospectively during the measurement period (see above), and additional assets or liabilities are recognised, to reflect new information obtained about facts and circumstances that existed at the acquisition date that, if known, would have affected the amounts recognised at that date.

Investments in subsidiaries

Investments in subsidiaries are included in the Company's statement of financial position at cost less any identified impairment losses. The results of subsidiaries are accounted for by the Company on the basis of dividends received and receivable.

3. 主要會計政策(續)

業務合併(續)

或然代價之隨後入賬並無確認為計量期間調整，而取決於或然代價如何劃分。劃分為權益之或然代價並無於隨後申報日期重新計量，而其隨後結算於權益入賬。劃分為資產或負債之或然代價於隨後申報日期重新計量公平值，而相應之收益或虧損於損益確認。

倘業務合併分階段達成，本集團先前於被收購方持有之股權重新計量至收購日期之公平值(即本集團取得控制權當日)，而所產生之收益或虧損(如有)在適當時計入損益或其他全面收益。先前於其他全面收益確認並根據香港財務報告準則第9號計量之收購日期前於被收購方權益產生之金額將以與本集團直接處置先前持有之權益所需之相同基準入賬。

倘業務合併之初步會計處理於合併發生之報告期末尚未完成，則本集團報告未能完成會計處理之項目臨時數額。該等臨時數額會於計量期間(見上文)予以追溯調整，以及確認額外資產或負債，以反映於收購日期已存在而據所知可能影響該日已確認款額之事實與情況所取得之新資訊。

於附屬公司之投資

於附屬公司之投資乃按成本值扣減任何已識別之減值虧損後計入本公司財務狀況表。附屬公司之業績乃由本公司按已收及應收股息基準予以入賬。

Notes to the Consolidated Financial Statements

綜合財務報表附註

For the year ended 31 December 2021

截至二零二一年十二月三十一日止年度

3. SIGNIFICANT ACCOUNTING POLICIES (CONTINUED)

Goodwill

Goodwill arising on an acquisition of a business is carried at cost as established at the date of acquisition of the business (see the accounting policy above) less accumulated impairment losses, if any.

For the purposes of impairment testing, goodwill is allocated to each of the Group's cash-generating units ("CGUs") (or group of CGUs) that is expected to benefit from the synergies of the combination, which represent the lowest level at which the goodwill is monitored for internal management purposes and not larger than an operating segment.

A CGU (or group of CGUs) to which goodwill has been allocated is tested for impairment annually or more frequently when there is indication that the unit may be impaired. For goodwill arising on an acquisition in a reporting period, the CGU (or group of CGUs) to which goodwill has been allocated is tested for impairment before the end of that reporting period. If the recoverable amount of the CGU (or group of CGUs) is less than its carrying amount, the impairment loss is allocated first to reduce the carrying amount of any goodwill and then to the other assets on a pro-rata basis based on the carrying amount of each asset in the unit (or group of CGUs). Any impairment loss for goodwill is recognised directly in profit or loss. An impairment loss recognised for goodwill is not reversed in subsequent periods.

On disposal of the relevant CGU or any of the CGU within the group of CGUs, the attributable amount of goodwill is included in the determination of the amount of profit or loss on disposal. When the Group disposes of an operation within the CGU (or a CGU within a group of CGUs), the amount of goodwill disposed of is measured on the basis of the relative values of the operation (or the CGU) disposed of and the portion of the CGU (or the group of CGUs) retained.

The Group's policy for goodwill arising on the acquisition of an associate is described below.

3. 主要會計政策(續)

商譽

收購業務產生之商譽按於業務收購結束時確定之成本值(見上文會計政策)減累計減值虧損(如有)列賬。

為進行減值測試，商譽乃分配至預期將從合併所帶來之協同效益中受惠之本集團各個現金產生單位或現金產生單位組合，而該單位或單位組合指就內部管理目之監控商譽之最低水平且不超過經營分部。

本集團會每年或更頻密地於現金產生單位可能出現減值跡象時對獲分配商譽之該單位或現金產生單位組合進行減值測試。至於報告期內進行收購產生之商譽，獲分配商譽之現金產生單位或現金產生單位組合於該報告期末前進行減值測試。倘現金產生單位或現金產生單位組合之可收回金額低於其賬面金額，則本集團會首先分配減值虧損以削減任何商譽之賬面金額，然後根據該單位或現金產生單位組合中每項資產之賬面金額按比例削減其他資產之賬面金額。商譽之任何減值虧損直接於損益確認。商譽之減值虧損不會於其後期間撥回。

出售有關現金產生單位或現金產生單位組合中任何現金產生單位時，商譽應佔之金額乃於釐定出售之損益金額時入賬。倘本集團出售現金產生單位或現金產生單位組合中之現金產生單位之營運，所出售商譽金額按所出售營運(或現金產生單位)與所保留現金產生單位或現金產生單位組合部分之相對價值計量。

本集團有關收購聯營公司所產生商譽之政策闡述如下。

Notes to the Consolidated Financial Statements

綜合財務報表附註

For the year ended 31 December 2021

截至二零二一年十二月三十一日止年度

3. SIGNIFICANT ACCOUNTING POLICIES (CONTINUED)

Investments in associates

An associate is an entity over which the Group has significant influence. Significant influence is the power to participate in the financial and operating policy decisions of the investee but is not control or joint control over those policies.

The results and assets and liabilities of associates are incorporated in these consolidated financial statements using the equity method of accounting. The financial statements of associates used for equity accounting purposes are prepared using uniform accounting policies as those of the Group for like transactions and events in similar circumstances. Under the equity method, an investment in an associate is initially recognised in the consolidated statement of financial position at cost and adjusted thereafter to recognise the Group's share of the profit or loss and other comprehensive income of the associate. Changes in net assets of the associate other than profit or loss and other comprehensive income are not accounted for unless such changes resulted in changes in ownership interest held by the Group. When the Group's share of losses of an associate exceeds the Group's interest in that associate (which includes any long-term interests that, in substance, form part of the Group's net investment in the associate), the Group discontinues recognising its share of further losses. Additional losses are recognised only to the extent that the Group has incurred legal or constructive obligations or made payments on behalf of the associate.

An investment in an associate is accounted for using the equity method from the date on which the investee becomes an associate. On acquisition of the investment in an associate, any excess of the cost of the investment over the Group's share of the net fair value of the identifiable assets and liabilities of the investee is recognised as goodwill, which is included within the carrying amount of the investment. Any excess of the Group's share of the net fair value of the identifiable assets and liabilities over the cost of the investment, after reassessment, is recognised immediately in profit or loss in the period in which the investment is acquired.

The Group assesses whether there is an objective evidence that the interest in an associate may be impaired. When any objective evidence exists, the entire carrying amount of the investment (including goodwill) is tested for impairment in accordance with HKAS 36 as a single asset by comparing its recoverable amount (higher of value in use and fair value less costs of disposal) with its carrying amount. Any impairment loss recognised is not allocated to any asset, including goodwill, that forms part of the carrying amount of the investment. Any reversal of that impairment loss is recognised in accordance with HKAS 36 to the extent that the recoverable amount of the investment subsequently increases.

3. 主要會計政策(續)

於聯營公司之投資

聯營公司為本集團對其擁有重大影響力之實體。重大影響力為參與被投資方財務及經營政策決定但不控制或共同控制該等政策之權力。

聯營公司之業績及資產與負債乃採用權益會計法計入本綜合財務報表。以權益會計法處理之聯營公司財務報表乃按與本集團就於類似情況下之交易及事件所採用者相同之會計政策編製。根據權益法，於聯營公司之投資初步按成本於綜合財務狀況表確認，並於其後作出調整，以確認本集團分佔之聯營公司損益及其他全面收益。聯營公司淨資產(並非損益及其他全面收益)變動不會入賬，除非有關變動導致本集團所持所有權權益出現變動。當本集團分佔之聯營公司虧損超過本集團於該聯營公司之權益(其包括實質上構成本集團於該聯營公司之投資淨額一部分之任何長期權益)時，本集團不再繼續確認其分佔之進一步虧損。僅當本集團已產生法定或推定責任或代表該聯營公司作出付款時，方會確認額外虧損。

於聯營公司之投資乃自該被投資方成為聯營公司當日起採用權益法入賬。收購於聯營公司之投資時，該投資成本超出本集團分佔該被投資方之可識別資產及負債之公平淨值之任何部分乃確認為商譽，該商譽計入該投資之賬面金額。本集團分佔可識別資產及負債之公平淨值超過該投資成本之任何部分經重新評估後即時於收購該投資期間之損益確認。

本集團會評估是否在客觀證據顯示聯營公司之權益可能出現減值。如存在任何客觀證據，根據香港會計準則第36號作為單一資產對該投資(包括商譽)之全部賬面金額進行減值測試，方法為比較其可收回金額(使用價值與公平值減出售成本兩者之較高者)與其賬面金額。已確認之任何減值虧損不會分配至構成該投資賬面金額之一部分之任何資產(包括商譽)。倘該投資之可收回金額其後增加，則根據香港會計準則第36號確認該投資虧損之任何撥回。

Notes to the Consolidated Financial Statements

綜合財務報表附註

For the year ended 31 December 2021

截至二零二一年十二月三十一日止年度

3. SIGNIFICANT ACCOUNTING POLICIES (CONTINUED)

Investments in associates (Continued)

When the Group ceases to have significant influence over an associate, it is accounted for as a disposal of the entire interest in the investee with a resulting gain or loss being recognised in profit or loss. When the Group retains an interest in the former associate and the retained interest is a financial asset within the scope of HKFRS 9, the Group measures the retained interest at fair value at that date and the fair value is regarded as its fair value on initial recognition. The difference between the carrying amount of the associate at the date the equity method was discontinued, and the fair value of any retained interest and any proceeds from disposing the relevant interest in the associate is included in the determination of the gain or loss on disposal of the associate. In addition, the Group accounts for all amounts previously recognised in other comprehensive income in relation to that associate on the same basis as would be required if that associate had directly disposed of the related assets or liabilities. Therefore, if a gain or loss previously recognised in other comprehensive income by that associate would be reclassified to profit or loss on the disposal of the related assets or liabilities, the Group reclassifies the gain or loss from equity to profit or loss (as a reclassification adjustment) upon disposal/partial disposal of the relevant associate.

When the Group reduces its ownership interest in an associate but the Group continues to use the equity method, the Group reclassifies to profit or loss the proportion of the gain or loss that had previously been recognised in other comprehensive income relating to that reduction in ownership interest if that gain or loss would be reclassified to profit or loss on the disposal of the related assets or liabilities.

When a group entity transacts with an associate of the Group, profits and losses resulting from the transactions with the associate are recognised in the Group's consolidated financial statements only to the extent of interests in the associate that are not related to the Group.

3. 主要會計政策(續)

於聯營公司之投資(續)

倘本集團對聯營公司失去重大影響力，其入賬列作出售被投資方之全部權益，所產生之收益或虧損於損益確認。倘根據香港財務報告準則第9號之範圍，本集團保留於前聯營公司之權益且該保留權益為財務資產，則本集團會於該日按公平值計量保留權益，而該公平值則被視為於初步確認時之公平值。聯營公司之賬面金額於權益法終止當日與任何保留權益及出售該聯營公司之相關權益之所得款項公平值間之差額。此外，本集團會將先前在其他全面收益就該聯營公司確認之所有金額入賬，基準與該聯營公司直接出售相關資產或負債所需基準相同。因此，倘該聯營公司先前已於其他全面收益確認之收益或虧損，會於出售相關資產或負債時重新分類至損益，則本集團會於出售／部分出售有關聯營公司時將收益或虧損由權益重新分類至損益(作為重新分類調整)。

倘本集團削減其於聯營公司之所有權權益而本集團繼續採用權益法，若有關收益或虧損會於出售相關資產或負債時重新分類至損益，則本集團會將先前已於其他全面收益確認與削減所有權權益有關之收益或虧損部分重新分類至損益。

倘集團實體與本集團之聯營公司進行交易，僅在該聯營公司之權益與本集團無關之情況下，方會於本集團綜合財務報表確認與該聯營公司進行交易所產生之溢利及虧損。

Notes to the Consolidated Financial Statements

綜合財務報表附註

For the year ended 31 December 2021
截至二零二一年十二月三十一日止年度

3. SIGNIFICANT ACCOUNTING POLICIES (CONTINUED)

Revenue from contracts with customers

The Group recognises revenue when (or as) a performance obligation is satisfied, i.e. when “control” of the goods or services underlying the particular performance obligation is transferred to the customer.

A performance obligation represents a good or service (or a bundle of goods or services) that is distinct or a series of distinct goods or services that are substantially the same.

Control is transferred over time and revenue is recognised over time by reference to the progress towards complete satisfaction of the relevant performance obligation if one of the following criteria is met:

- the customer simultaneously receives and consumes the benefits provided by the Group’s performance as the Group performs;
- the Group’s performance creates or enhances an asset that the customer controls as the Group performs; or
- the Group’s performance does not create an asset with an alternative use to the Group and the Group has an enforceable right to payment for performance completed to date.

Otherwise, revenue is recognised at a point in time when the customer obtains control of the distinct good or service.

3. 主要會計政策(續)

客戶合約之收益

本集團於達成履約責任時(即當特定履約責任相關之貨品或服務之「控制權」轉移至客戶時)確認收益。

履約責任指一項明確貨品及服務(或一批貨品或服務)或一系列大致相同之明確貨品或服務。

倘符合以下其中一項條件而控制權隨時間轉移，收益則可參考完成相關履約責任之進度而按時間確認：

- 客戶於本集團履約時同時收取及享用本集團履約所提供之利益；
- 本集團履約創建或增強客戶隨本集團履約而控制之資產；或
- 本集團履約未能創建對本集團具有替代用途之資產，而本集團有強制執行權收取至今已履約部分之款項。

除此之外，於客戶獲得明確貨品或服務控制權時確認收益。

Notes to the Consolidated Financial Statements

綜合財務報表附註

For the year ended 31 December 2021

截至二零二一年十二月三十一日止年度

3. SIGNIFICANT ACCOUNTING POLICIES (CONTINUED)

Revenue from contracts with customers (Continued)

Further details of the Group's revenue and other income recognition policies are as follows:

Manufacturing of proprietary and generic products and trading of licensed-in products

Revenue from manufacturing of proprietary and generic products and trading of licensed-in products are recognised at a point in time when control of the asset is transferred to the customer, generally on delivery of the product and accepted by the customers. No right of return by customers is allowed based on contractual terms. Revenue is thus recognised when the products are delivered to the customers and the customers accepted the products. There is generally only one performance obligation and the consideration include no variable amount.

Other income

Licensing income is recognised over time on a time proportion basis throughout the license period as providing the licensees the right to use the Group's intellectual property.

Research and development service income is recognised when the Group renders the services and all the benefits are received and consumed simultaneously by customer throughout the contract period. Thus, the Group satisfies a performance obligation and recognises as over time.

Rental and utilities income is recognised on a time proportion basis over the lease terms.

Interest income is accrued on a time basis on the principal outstanding at the applicable interest rate, which is the rate that exactly discounts the estimated future cash receipts through the expected life of the financial asset to that asset's net carrying amount on initial recognition.

3. 主要會計政策(續)

客戶合約之收益(續)

本集團收益及其他收入確認政策之進一步詳情如下：

製造專利及仿製產品及買賣引進產品

製造專利及仿製產品以及買賣引進產品之收益乃於資產之控制權轉移到客戶時確認，一般乃指產品運付到客戶及獲客戶接納之時。根據合約條款，客戶並無退貨權。因此，收益會在產品付運到客戶並獲客戶接納產品時確認。一般而言，此僅為一次性履約責任，而代價並不包括可變金額。

其他收入

專利收入乃於向專利持有人提供權利使用本集團知識產權的專利期間內按時間比例基準隨時間確認。

研究及開發服務收入於合約期內本集團提供服務而客戶同時收取並使用所有利益時確認。因此，本集團隨時間履行履約責任並進行確認。

租金及公共服務收入於租期內按時間比例確認。

利息收入就未償還本金根據適用利率按時間基準累計，而該利率為按財務資產之預計年期將估計未來現金收入準確貼現至該資產於初始確認時之賬面淨額之利率。

Notes to the Consolidated Financial Statements

綜合財務報表附註

For the year ended 31 December 2021
截至二零二一年十二月三十一日止年度

3. SIGNIFICANT ACCOUNTING POLICIES (CONTINUED)

Revenue from contracts with customers (Continued)

Contract balances

A contract asset represents the Group's right to consideration in exchange for goods or services that the Group has transferred to a customer that is not yet unconditional. It is assessed for impairment in accordance with HKFRS 9. In contrast, a receivable represents the Group's unconditional right to consideration, i.e. only the passage of time is required before payment of that consideration is due.

A contract liability represents the Group's obligation to transfer goods or services to a customer for which the Group has received consideration (or an amount of consideration is due) from the customer. If a customer pays consideration before the Group transfers goods or services to the customer, a contract liability is recognised when the payment is made or the payment is due (whichever is earlier). Contract liabilities are recognised as revenue when the Group performs under the contract.

A contract asset and a contract liability relating to the same contract are accounted for and presented on a net basis.

Leasing

Definition of a lease

A contract is, or contains, a lease if the contract conveys the right to control the use of an identified asset for a period of time in exchange for consideration.

For contracts entered into or modified or arising from business combinations on or after the date of initial application, the Group assesses whether a contract is or contains a lease based on the definition under HKFRS 16 at inception, modification date or acquisition date, as appropriate. Such contract will not be reassessed unless the terms and conditions of the contract are subsequently changed.

3. 主要會計政策(續)

客戶合約之收益(續)

合約結餘

合約資產指本集團尚未擁有向客戶轉移貨品或服務而收取代價之無條件權利。其根據香港財務報告準則第9號評估減值。相反，應收款項指本集團收取代價之無條件權利，即代價付款僅需隨時間流逝到期收回。

合約負債指本集團向客戶轉移本集團已自客戶收取代價(或應收代價金額)之貨品或服務之責任。倘客戶於本集團向該客戶轉移貨物或服務前支付代價，合約負債於付款或款項到期時(以較早者為準)確認。合約負債於本集團根據合約履約時確認為收益。

與相同合約有關之合約資產及合約負債以淨額基準入賬及呈列。

租賃

租賃之定義

如合約賦予在一段時期內控制一項已識別資產之使用之權利以代價換取，則該合約為一項租賃或包含一項租賃。

對於首次應用日期或之後訂立或修訂或業務合併產生之合約，本集團根據香港財務報告準則第16號項下之定義，於開始日、修訂日或收購日(如適用)評估合約是否是一項租賃或包含一項租賃。除非合約條款和條件在後續發生變更，否則不會對此類合約進行重新評估。

Notes to the Consolidated Financial Statements

綜合財務報表附註

For the year ended 31 December 2021

截至二零二一年十二月三十一日止年度

3. SIGNIFICANT ACCOUNTING POLICIES (CONTINUED)

Leasing (Continued)

The Group as a lessee

(a) Allocation of consideration to components of a contract

For a contract that contains a lease component and one or more additional lease or non-lease components, the Group allocates the consideration in the contract to each lease component on the basis of the relative stand-alone price of the lease component and the aggregate stand-alone price of the non-lease components.

(b) Short-term leases and leases of low-value assets

The Group applies the short-term lease recognition exemption to leases of machinery and equipment and premises that have a lease term of 12 months or less from the commencement date and do not contain a purchase option. It also applies the recognition exemption for lease of low-value assets. Lease payments on short-term leases and leases of low-value assets are recognised as expense on a straight-line basis or another systematic basis over the lease term.

(c) Right-of-use assets

The cost of right-of-use asset includes:

- the amount of the initial measurement of the lease liability;
- any lease payments made at or before the commencement date, less any lease incentives received;
- any initial direct costs incurred by the Group; and
- an estimate of costs to be incurred by the Group in dismantling and removing the underlying assets, restoring the site on which it is located or restoring the underlying asset to the condition required by the terms and conditions of the lease.

3. 主要會計政策(續)

租賃(續)

本集團作為承租人

(a) 將代價分攤至合約之各組成部分

倘合約包含一個租賃組成部分以及一個或多個額外之租賃或非租賃組成部分，則本集團應基於租賃組成部分之相關單獨價格及非租賃組成部分之單獨價格總和，將合約中之代價在各租賃組成部分之間進行分攤。

(b) 短期租賃及低價值資產租賃

本集團對從租賃期開始日起租賃期為12個月或更短之租賃及不包含購買選擇權之租賃機器及設備以及物業應用短期租賃之確認豁免。本集團亦對低價值資產租賃應用該項豁免。短期租賃及低價值資產租賃之付款額在租賃期內採用直線法確認為費用。

(c) 使用權資產

使用權資產之成本包括：

- 租賃負債之初始計量金額；
- 在租賃期開始日或之前支付之任何租賃付款額，減去所取得之任何租賃獎勵金額；
- 本集團產生之任何初始直接成本；及
- 本集團拆卸及移除相關資產、復原相關資產所在地或將相關資產恢復至租賃條款和條件所規定之狀態所產生之預計成本。

Notes to the Consolidated Financial Statements

綜合財務報表附註

For the year ended 31 December 2021
截至二零二一年十二月三十一日止年度

3. SIGNIFICANT ACCOUNTING POLICIES (CONTINUED)

Leasing (Continued)

The Group as a lessee (Continued)

(c) Right-of-use assets (Continued)

Right-of-use assets are measured at cost, less any accumulated depreciation and impairment losses, and adjusted for any remeasurement of lease liabilities.

Right-of-use assets in which the Group is reasonably certain to obtain ownership of the underlying leased assets at the end of the lease term are depreciated from commencement date to the end of the useful life. Otherwise, right-of-use assets are depreciated on a straight-line basis over the shorter of its estimated useful life and the lease term.

When the Group obtains ownership of the underlying leased assets at the end of the lease term, upon exercising purchase options, the cost of the relevant right-of-use assets and the related accumulated depreciation and impairment loss are transferred to property, plant and equipment.

The Group presents right-of-use assets in "property, plant and equipment", the same line item within which the corresponding underlying assets would be presented if they were owned.

(d) Refundable rental deposits

Refundable rental deposits paid are accounted under HKFRS 9 and initially measured at fair value. Adjustments to fair value at initial recognition are considered as additional lease payments and included in the cost of right-of-use assets.

(e) Lease liabilities

At the commencement date of a lease, the Group recognises and measures the lease liability at the present value of lease payments that are unpaid at that date. In calculating the present value of lease payments, the Group uses the incremental borrowing rate at the lease commencement date if the interest rate implicit in the lease is not readily determinable.

3. 主要會計政策(續)

租賃(續)

本集團作為承租人(續)

(c) 使用權資產(續)

使用權資產按成本減去任何累計折舊和減值虧損進行計量，並對租賃負債之任何重新計量作出調整。

對於本集團可合理確定在租賃期結束時取得相關租賃資產所有權之使用權資產，自租賃期開始日至使用壽命結束之期間內計提折舊。否則，使用權資產應按估計使用壽命和租賃期兩者中之較短者以直線法計提折舊。

當本集團於租賃期結束時獲得相關租賃資產之所有權時，於行使購股權後，相關使用權資產之成本以及相關之累計折舊及減值虧損將轉移至物業、廠房及設備。

本集團於「物業、廠房及設備」呈列使用權資產，即於對應相關資產(倘擁有)所屬之相同項目內呈列。

(d) 可退回租賃按金

已支付之可退回租賃按金根據香港財務報告準則第9號入賬，並且按公平值進行初始計量。初始確認時之公平值調整視為額外租賃付款並計入使用權資產之成本。

(e) 租賃負債

於租賃期開始日，本集團應當按該日尚未支付之租賃付款額現值確認及計量租賃負債。在計算租賃付款額之現值時，如不易於確定租賃之內含利率，則本集團使用租賃期開始日之增量借款利率。

Notes to the Consolidated Financial Statements

綜合財務報表附註

For the year ended 31 December 2021

截至二零二一年十二月三十一日止年度

3. SIGNIFICANT ACCOUNTING POLICIES (CONTINUED)

Leasing (Continued)

The Group as a lessee (Continued)

(e) Lease liabilities (Continued)

The lease payments include:

- fixed payments (including in-substance fixed payments) less any lease incentives receivable;
- variable lease payments that depend on an index or a rate, initially measured using the index or rate as at the commencement date;
- amounts expected to be payable by the Group under residual value guarantees;
- the exercise price of a purchase option if the Group is reasonably certain to exercise the option; and
- payments of penalties for terminating a lease, if the lease term reflects the Group exercising an option to terminate the lease.

After the commencement date, lease liabilities are adjusted by interest accretion and lease payments.

The Group remeasures lease liabilities (and makes a corresponding adjustment to the related right-of-use assets) whenever:

- the lease term has changed or there is a change in the assessment of exercise of a purchase option, in which case the related lease liability is remeasured by discounting the revised lease payments using a revised discount rate at the date of reassessment.
- the lease payments change due to changes in market rental rates following a market rent review/expected payment under a guaranteed residual value, in which cases the related lease liability is remeasured by discounting the revised lease payments using the initial discount rate.

The Group presents lease liabilities as a separate line item on the consolidated statement of financial position.

3. 主要會計政策(續)

租賃(續)

本集團作為承租人(續)

(e) 租賃負債(續)

租賃付款包括：

- 固定付款額(包括實質上之固定付款額)，減去應收之租賃獎勵措施金額；
- 取決於指數或費率之可變租賃付款額，初步計量時使用租賃期開始日之指數或利率；
- 本集團根據剩餘價值擔保預期應付之金額；
- 倘在本集團合理確定將行使購買選擇權之情況下該選擇權之行使價；及
- 終止租賃之罰款金額，如果租賃期反映出本集團將行使終止租賃之選擇權。

租賃期開始日之後，租賃負債通過利息增加和租賃付款額進行調整。

倘符合下述情況，則本集團對租賃負債進行重新計量(並對相關使用權資產進行相應調整)：

- 租賃期發生變化或對行使購買選擇權之評估發生變化，在此情況下，使用重新評估日修改後之折現率對修正後之租賃付款額進行折現重新計量相關之租賃負債。
- 租賃付款因市場租金審查後之市場租金變化/保證剩餘價值下之預期付款而變化，在此情況下，使用初始折現率對修正後之租賃付款額進行折現來重新計量相關之租賃負債。

本集團於綜合財務狀況表將租賃負債作為單獨之項目呈列。

Notes to the Consolidated Financial Statements

綜合財務報表附註

For the year ended 31 December 2021
截至二零二一年十二月三十一日止年度

3. SIGNIFICANT ACCOUNTING POLICIES (CONTINUED)

Leasing (Continued)

The Group as a lessee (Continued)

(f) Lease modifications

The Group accounts for a lease modification as a separate lease if:

- the modification increases the scope of the lease by adding the right to use one or more underlying assets; and
- the consideration for the leases increases by an amount commensurate with the stand-alone price for the increase in scope and any appropriate adjustments to that stand-alone price to reflect the circumstances of the particular contract.

For a lease modification that is not accounted for as a separate lease, the Group remeasures the lease liability, less any lease incentives receivables, based on the lease term of the modified lease by discounting the revised lease payments using a revised discount rate at the effective date of the modification.

The Group accounts for the remeasurement of lease liabilities by making corresponding adjustments to the relevant right-of-use asset. When the modified contract contains a lease component and one or more additional lease or non-lease components, the Group allocates the consideration in the modified contract to each lease component on the basis of the relative stand-alone price of the lease component and the aggregate stand-alone price of the non-lease components.

3. 主要會計政策(續)

租賃(續)

本集團作為承租人(續)

(f) 租賃修改

倘符合以下條件，則本集團將租賃修改作為一項單獨租賃進行會計處理：

- 該修改通過增加對一項或多項相關資產之使用權擴大了租賃範圍；及
- 租賃代價增加之金額與針對擴大租賃範圍之單獨價格及為反映特定合約之具體情況而對單獨價格作出之任何適當之調整相稱。

對於不作為一項單獨租賃進行會計處理之租賃修改，在租賃修改之生效日，本集團根據修改後租賃之租賃期，通過使用修改後之折現率對修改後之租賃付款額進行折現以重新計量租賃負債減任何應收租賃獎勵。

本集團通過對相關使用權資產進行相應調整，對租賃負債重新計量進行會計處理。當修改後之合約包含租賃組成部分和一個或多個其他租賃或非租賃組成部分時，本集團會根據租賃組成部分之相對獨立價格及非租賃組成部分之總獨立價格將修改後之合約中之代價分配至每個租賃組成部分。

Notes to the Consolidated Financial Statements

綜合財務報表附註

For the year ended 31 December 2021

截至二零二一年十二月三十一日止年度

3. SIGNIFICANT ACCOUNTING POLICIES (CONTINUED)

Leasing (Continued)

The Group as a lessor

(a) Classification and measurement of leases

Leases for which the Group is a lessor are classified as finance or operating leases. Whenever the terms of the lease transfer substantially all the risks and rewards incidental to ownership of an underlying asset to the lessee, the contract is classified as a finance lease. All other leases are classified as operating leases.

Rental income from operating leases is recognised in profit or loss on a straight line basis over the term of the relevant lease. Initial direct costs incurred in negotiating and arranging an operating lease are added to the carrying amount of the leased asset, and such costs are recognised as an expense on a straight-line basis over the lease term. Rental income is included in "other income" in profit or loss.

(b) Allocation of consideration to components of a contract

When a contract includes both leases and non-lease components, the Group applies HKFRS 15 "Revenue from Contracts with Customers" ("HKFRS 15") to allocate consideration in a contract to lease and non-lease components. Non-lease components are separated from lease component on the basis of their relative stand-alone selling prices.

(c) Refundable rental deposits

Refundable rental deposits received are accounted for under HKFRS 9 and initially measured at fair value. Adjustments to fair value at initial recognition are considered as additional lease payments from lessees.

(d) Lease modification

Changes in considerations of lease contracts that were not part of the original terms and conditions are accounted for as lease modifications, including lease incentives provided through forgiveness or reduction of rentals.

The Group accounts for a modification to an operating lease as a new lease from the effective date of the modification, considering any prepaid or accrued lease payments relating to the original lease as part of the lease payments for the new lease.

3. 主要會計政策(續)

租賃(續)

本集團作為出租人

(a) 租賃之分類及計量

本集團為出租人之租賃分類為融資或經營租賃。如租賃條款將相關資產所有權附帶之絕大部分風險及回報轉移至承租人，該合約分類為融資租賃。所有其他租賃分類為經營租賃。

經營租賃之租金收入按相關租賃年期以直線法於損益確認。於協商及安排經營租賃時引致之初步直接成本加入租賃資產之賬面金額，而有關成本按租賃期以直線法確認為開支。租金收入計入損益內之「其他收入」。

(b) 分配代價至各合約組成部分

如合約同時包含租賃及非租賃組成部分，本集團應用香港財務報告準則第15號「客戶合約之收益」(「香港財務報告準則第15號」)將合約代價分配至租賃及非租賃組成部分。非租賃組成部分會根據相應獨立售價從租賃組成部分中分拆。

(c) 可退回租賃按金

已收可退回租賃按金根據香港財務報告準則第9號入賬，初始按公平值計量。對初始確認公平值之調整被視為從承租人類外收取之租賃付款。

(d) 租賃修改

租賃合約代價如出現不屬於原有條款及條件一部分之變動，則入賬列作租賃修改，包括透過租金寬免或寬減提供之租賃獎勵。

本集團自租賃修改生效日期起將經營租賃修改入賬列作新租賃，當中視原有租賃任何相關預付或應計租賃付款為新租賃之租賃付款一部分。

Notes to the Consolidated Financial Statements

綜合財務報表附註

For the year ended 31 December 2021

截至二零二一年十二月三十一日止年度

3. SIGNIFICANT ACCOUNTING POLICIES (CONTINUED)

Foreign currencies

In preparing the financial statements of each individual group entity, transactions in currencies other than the functional currency of that entity (foreign currencies) are recognised at the rates of exchanges prevailing on the dates of the transactions. At the end of the reporting period, monetary items denominated in foreign currencies are retranslated at the rates prevailing at that date. Non-monetary items carried at fair value that are denominated in foreign currencies are retranslated at the rates prevailing at the date when the fair value was determined. Non-monetary items that are measured in terms of historical cost in a foreign currency are not retranslated.

Exchange differences arising on the settlement of monetary items, and on the retranslation of monetary items, are recognised in profit or loss in the period in which they arise, except for exchange differences on monetary items receivable from or payable to a foreign operation for which settlement is neither planned nor likely to occur (therefore forming part of the net investment in the foreign operation), which are recognised initially in other comprehensive income and reclassified from equity to profit or loss on disposal or partial disposal of the Group's interests in associates.

For the purposes of presenting the consolidated financial statements, the assets and liabilities of the Group's foreign operations are translated into the presentation currency of the Group (i.e. Hong Kong Dollars) using exchange rates prevailing at the end of each reporting period. Income and expenses items are translated at the average exchange rates for the period, unless exchange rates fluctuate significantly during that period, in which case the exchange rates at the dates of the transactions are used. Exchange differences arising, if any, are recognised in other comprehensive income and accumulated in equity under the heading of exchange reserve (attributed to non-controlling interests as appropriate).

On the disposal of a foreign operation (that is, a disposal of the Group's entire interest in a foreign operation, or a disposal involving loss of control over a subsidiary that includes a foreign operation, or a partial disposal of an interest in an associate that includes a foreign operation of which the retained interest becomes a financial asset), all of the exchange differences accumulated in equity in respect of that operation attributable to the owners of the Company are reclassified to profit or loss.

3. 主要會計政策(續)

外幣

於編製各單獨集團實體之財務報表時，以該實體功能貨幣以外之貨幣(外幣)進行之交易初步按於交易日期之通行匯率記錄。於報告期末，以外幣計值之貨幣項目按該日適用之通行匯率重新換算。以外幣計值並按公平值列賬之非貨幣項目乃按已釐定公平值之日期之通行匯率重新換算。以外幣為單位之歷史成本計量之非貨幣項目並不予以重新換算。

因結算貨幣項目及重新換算貨幣項目而產生之匯兌差額，於其產生期間在損益確認，惟應收或應付一項境外業務之貨幣項目匯兌差額，既無計劃結算，或發生結算之可能性亦不大，故為境外業務投資淨額之一部分，初始於其他全面收益確認，並於出售或部分出售本集團於聯營公司之權益時自權益重新分類至損益。

為呈列綜合財務報表，本集團海外業務之資產及負債乃按報告期末之適用匯率換算為本集團之呈列貨幣(即港元)。收入及支出項目按該期間之平均匯率換算，惟倘匯率於該年度內出現大幅波動則除外，在此情況下，採用交易日之匯率換算。所產生之匯兌差額(如有)乃於其他全面收益確認並根據匯兌儲備(歸屬於非控股權益(如適用))於權益累計。

於出售海外業務(即出售本集團於海外業務之全部權益，或部分出售涉及失去包含海外業務附屬公司之控制權或出售於聯營公司(包含海外業務)之權益，當中之保留權益成為財務資產時)時，就本公司擁有人應佔之業務於權益累計之所有匯兌差額重新分類至損益。

Notes to the Consolidated Financial Statements

綜合財務報表附註

For the year ended 31 December 2021

截至二零二一年十二月三十一日止年度

3. SIGNIFICANT ACCOUNTING POLICIES (CONTINUED)

Foreign currencies (Continued)

In addition, in relation to a partial disposal of a subsidiary that does not result in the Group losing control over the subsidiary, the proportionate share of accumulated exchange differences is re-attributed to non-controlling interests and are not recognised in profit or loss. For all other partial disposals, the proportionate share of the accumulated exchange differences is reclassified to profit or loss.

Goodwill and fair value adjustments on identifiable assets acquired on an acquisition of a foreign operation are treated as assets and liabilities of the foreign operation and translated at the rate of exchange prevailing at the end of each reporting period. Exchange differences arising are recognised in other comprehensive income.

Borrowing costs

Borrowings costs directly attributable to the acquisition, construction or production of qualifying assets, which are assets that necessarily take a substantial period of time to get ready for their intended use or sale, are added to the cost to those assets, until such time as the assets are substantially ready for their intended use or sale.

Investment income earned on the temporary investment of specific borrowings pending their expenditure on qualifying assets is deducted from the borrowing costs eligible for capitalisation.

All other borrowing costs are recognised in profit or loss in the period in which they are incurred.

3. 主要會計政策(續)

外幣(續)

此外，對於不會導致本集團失去對附屬公司控制權之附屬公司之部分出售，累計匯兌差額之按比例份額會重新分配予非控股權益且不會於損益確認。對於所有其他部分出售，累計匯兌差額之按比例份額會重新分類至損益。

對收購海外業務產生之可識別收購資產所作之商譽及公平值調整作為該海外業務之資產及負債進行處理，並按各報告期末現行之匯率換算。所產生之匯兌差額於其他全面收益確認。

借貸成本

直接歸屬於收購、建造或生產合資格資產(為需用較長期間才可供其擬定用途或出售之資產)之借貸成本計入該等資產之成本，直至資產大致可用於其擬定用途或出售時為止。

有待於合資格資產支銷之有關特定借貸暫時投資所賺取之投資收入，自合資格資本化之借貸成本中扣除。

所有其他借貸成本於其所產生期間於損益確認。

Notes to the Consolidated Financial Statements

綜合財務報表附註

For the year ended 31 December 2021

截至二零二一年十二月三十一日止年度

3. SIGNIFICANT ACCOUNTING POLICIES (CONTINUED)

Government grants

Government grants are not recognised until there is reasonable assurance that the Group will comply with the conditions attaching to them and that the grant will be received.

Government grants are recognised in profit or loss on a systematic basis over the periods in which the Group recognises as expenses the related costs for which the grants are intended to compensate. Specifically, government grants whose primary condition is that the Group should purchase, construct or otherwise acquire non-current assets are recognised as a deduction from the carrying amount of the relevant asset in the consolidated statement of financial position and transferred to profit or loss on a systematic and rational basis over the useful lives of the related assets.

Government grants related to income that are receivable as compensation for expenses or losses already incurred or for the purposes of giving immediate financial support to the Group with no future related costs are recognised in profit or loss in the period in which they become receivable. Such grants are presented under "other income" in profit or loss.

Retirement benefits

Defined contribution plan

Retirement benefits are provided to eligible staff of the Group. Hong Kong employees enjoy retirement benefits under the Mandatory Provident Fund Scheme. The employer's monthly contribution is 5% of each employee's monthly salary with maximum amount of HK\$1,500 per month for each employee.

The pension schemes covering all the Group's employees in the People's Republic of China (the "PRC") and Taiwan are defined contribution schemes at various funding rates, and are in accordance with the local practices and regulations.

Payments to defined contribution retirement benefit plans (including state-managed retirement benefit schemes and the Mandatory Provident Fund Scheme) are recognised as an expense when employees have rendered service entitling them to the contributions.

3. 主要會計政策(續)

政府補助

政府補助直至合理保證本集團將遵守彼等所附帶之條件及該補助將獲接獲，方予以確認。

政府補助於本集團確認有關成本為開支期間有系統地於損益確認，該補助擬用於補償相關成本。具體而言，政府補助之主要條件指本集團購買、建設或收購非流動資產並確認於綜合財務狀況表內之相關資產之賬面金額中扣除及按有關資產之使用期限有系統及理性地轉移至損益。

作為已產生之開支或損失之補償而應收取或為了向本集團提供即時財務支持而無日後相關成本之與收入有關政府補助乃於彼等成為應收之期間內在損益確認。該等補助於損益內之「其他收入」呈列。

退休福利

定額供款計劃

本集團為其合資格之員工提供退休金福利。香港僱員可獲得強制性公積金計劃之退休福利。僱主之每月供款是每位僱員月薪之5%，每位僱員每月最多獲供1,500港元。

本集團為所有中華人民共和國(「中國」)及台灣僱員而設之退休金計劃是按多個供款率定額供款之計劃，供款率按當地慣例及規定而制定。

用以支付界定之供款退休福利計劃(包括國家管理退休福利計劃及強制性公積金計劃)之款項於僱員已提供使彼等有權享受供款之服務時確認為開支。

Notes to the Consolidated Financial Statements

綜合財務報表附註

For the year ended 31 December 2021

截至二零二一年十二月三十一日止年度

3. SIGNIFICANT ACCOUNTING POLICIES (CONTINUED)

Retirement benefits (Continued)

Defined benefit plan

For defined retirement benefits plan, the cost of providing benefits is determined by the valuation conducted by independent valuer at the end of the reporting period, amortised over the expected average remaining working lives of the participating directors.

The retirement benefits recognised in the consolidated statement of financial position represents the cost of providing benefits, based on the valuation.

Short-term employee benefits

Short-term employee benefits are recognised at the undiscounted amount of the benefits expected to be paid as and when employees rendered the service. All short-term employee benefits are recognised as an expense unless another HKFRS requires or permits the inclusion of the benefit in the cost of an asset.

A liability is recognised for benefits accruing to employees (such as wages and salaries, annual leave and sick leave) after deducting any amount already paid.

Share-based payment arrangements

Equity-settled share-based payment transactions

Equity-settled share-based payments to employees and others providing similar services are measured at the fair value of the equity instruments at the grant date. Details regarding the determination of the fair value of equity-settled share-based transactions are set out in note 37 to the consolidated financial statements.

The fair value of the equity-settled share-based payments determined at the grant date without taking into consideration all non-market vesting conditions is expensed on a straight-line basis over the vesting period, based on the Group's estimate of equity instruments that will eventually vest, with a corresponding increase in equity (share-based compensation reserve). At the end of each reporting period, the Group revises its estimate of the number of equity instruments expected to vest based on assessment of all relevant non-market vesting conditions. The impact of the revision of the original estimates, if any, is recognised in profit or loss such that the cumulative expense reflects the revised estimate, with a corresponding adjustment to share-based compensation reserve.

3. 主要會計政策(續)

退休福利(續)

定額福利計劃

就定額退休福利計劃而言，提供福利之成本乃按獨立估值師於報告期末所進行之估值釐定，按參與董事之預期平均餘下工作年期予以攤銷。

於綜合財務狀況表確認之退休福利指提供福利之成本(基於估值)。

短期僱員福利

短期僱員福利按預期就僱員提供服務所支付之福利之未折現金額確認。所有短期僱員福利確認為支出，惟另一項香港財務報告準則規定或允許將該其計入資產成本之情況則除外。

僱員福利(如工資及薪金、年假及病假)乃在扣除任何已付款額後確認為負債。

以股份支付之款項安排

以股權結算以股份支付之交易

向僱員及提供類似服務之其他人士作出以股權結算以股份支付之款項乃按授出日期股本工具之公平值計量。有關釐定以股權結算以股份支付之交易公平值之詳情載於綜合財務報表附註37。

不論所有非市場歸屬條件，以股權結算以股份支付之款項於授出日期所釐定之公平值乃根據本集團估計最終將會歸屬之股本工具，於歸屬期內按直線法撥作費用，而相應增加計入權益(以股份支付之酬金儲備)內。於各報告期末，本集團會按照所有非市場歸屬條件修訂預期可歸屬之股本工具數目之估計。修正原有估計之影響(如有)於損益確認以至累計開支反映經修訂之估計，並對以股份支付之酬金儲備作出相應調整。

Notes to the Consolidated Financial Statements

綜合財務報表附註

For the year ended 31 December 2021
截至二零二一年十二月三十一日止年度

3. SIGNIFICANT ACCOUNTING POLICIES (CONTINUED)

Share-based payment arrangements (Continued)

Equity-settled share-based payment transactions (Continued)

When share options are exercised, the amount previously recognised in share-based compensation reserve will be transferred to share premium. When share options are forfeited after the vesting date or are still not exercised at the expiry date, the amount previously recognised in share-based compensation reserve will be transferred to retained profits.

Taxation

Income tax expense represents the sum of the tax currently payable and deferred tax.

Current tax

The tax currently payable is based on taxable profit for the year. Taxable profit differs from profit/loss before taxation because of income or expense that are taxable or deductible in other years and items that are never taxable or deductible. The Group's liability for current tax is calculated using tax rates that have been enacted or substantively enacted by the end of the reporting period.

Deferred tax

Deferred tax is recognised on temporary differences between the carrying amounts of assets and liabilities in the consolidated financial statements and the corresponding tax bases used in the computation of taxable profit. Deferred tax liabilities are generally recognised for all taxable temporary differences. Deferred tax assets are generally recognised for all deductible temporary differences to the extent that it is probable that taxable profits will be available against which those deductible temporary differences can be utilised. Such deferred tax assets and liabilities are not recognised if the temporary difference arises from the initial recognition (other than in a business combination) of assets and liabilities in a transaction that affects neither the taxable profit nor the accounting profit. In addition, deferred tax liabilities are not recognised if the temporary difference arises from the initial recognition of goodwill.

3. 主要會計政策(續)

以股份支付之款項安排(續)

以股權結算以股份支付之交易(續)

當購股權獲行使時，之前已於以股份支付之酬金儲備確認之金額將轉撥至股份溢價。當購股權於歸屬日期後失效或於屆滿日期仍未獲行使，之前已於以股份支付之酬金儲備確認之金額將轉撥至保留溢利。

稅項

所得稅開支指即期應付之稅項及遞延稅項之總額。

即期稅項

即期應付之稅項根據本年度之應課稅溢利計算。應課稅溢利與除稅前溢利／虧損有所不同，是由於其他年度應課稅或可予扣減之收入或開支，及永遠毋須課稅或不可扣減之項目所致。本集團即期稅項之負債乃採用於報告期間結束前已實行或大致實行之稅率計算。

遞延稅項

遞延稅項按在綜合財務報表內資產與負債之賬面金額與採用應課稅溢利計算之相應稅基之暫時差額確認。遞延稅項負債一般就所有應課稅暫時差額確認，而遞延稅項資產一般則會在預期應課稅溢利可供用作抵銷可予扣減暫時差額時就所有可扣減暫時差額確認。倘暫時差額乃因一項交易涉及之資產及負債進行初步確認時(不包括業務合併)產生，而不會影響應課稅溢利或會計溢利，則不會確認該等遞延稅項資產及負債。此外，倘暫時差額是因商譽進行初步確認時產生，則不會確認遞延稅項負債。

Notes to the Consolidated Financial Statements

綜合財務報表附註

For the year ended 31 December 2021

截至二零二一年十二月三十一日止年度

3. SIGNIFICANT ACCOUNTING POLICIES (CONTINUED)

Taxation (Continued)

Deferred tax (Continued)

Deferred tax liabilities are recognised for taxable temporary differences associated with investments in subsidiaries and associates, except where the Group is able to control the reversal of the temporary difference and it is probable that the temporary difference will not reverse in the foreseeable future. Deferred tax assets arising from deductible temporary differences associated with such investments are only recognised to the extent that it is probable that there will be sufficient taxable profits against which to utilise the benefits of the temporary differences and they are expected to reverse in the foreseeable future.

The carrying amount of deferred tax assets is reviewed at the end of each reporting period and reduced to the extent that it is no longer probable that sufficient taxable profits will be available to allow all or part of the asset to be recovered.

Deferred tax assets and liabilities are measured at the tax rates that are expected to apply in the period in which the liability is settled or the asset is realised, based on tax rates (and tax laws) that have been enacted or substantively enacted by the end of the reporting period.

The measurement of deferred tax liabilities and assets reflects the tax consequences that would follow from the manner in which the Group expects, at the end of the reporting period, to recover or settle the carrying amount of its assets and liabilities.

For the purposes of measuring deferred tax for leasing transactions in which the Group recognises the right-of-use assets and the related lease liabilities, the Group first determines whether the tax deductions are attributable to the right-of-use assets or the lease liabilities.

3. 主要會計政策(續)

稅項(續)

遞延稅項(續)

遞延稅項負債將會就與於附屬公司及聯營公司之投資相關之應課稅暫時差額確認入賬，惟倘本集團可控制暫時差額之撥回，並預期該暫時差額不會在可見將來撥回者除外。可扣減暫時差額產生之遞延稅項資產(與該等投資有關)可確認，惟僅以可能將有足夠應課稅溢利可動用暫時差額之利益，且彼等預期於可預見將來撥回為限。

遞延稅項資產之賬面金額於各報告期末進行檢討，並於預期不可能有充裕之應課稅溢利以收回所有或部分資產時調低。

遞延稅項資產及負債根據於報告期末已施行或大致施行之稅率(及稅法)於預期結算負債或變現資產期間內可應用之稅率為基準計量。

遞延稅項負債及資產之計量反映以本集團於報告期末預期之方式收回或結算其資產及負債之賬面金額之稅務影響。

就計量本集團確認使用權資產及相關租賃負債之租賃交易之遞延稅項而言，本集團首先釐定扣稅額是否源自使用權資產或租賃負債。

Notes to the Consolidated Financial Statements

綜合財務報表附註

For the year ended 31 December 2021
截至二零二一年十二月三十一日止年度

3. SIGNIFICANT ACCOUNTING POLICIES (CONTINUED)

Taxation (Continued)

Deferred tax (Continued)

For leasing transactions in which the tax deductions are attributable to the lease liabilities, the Group applies HKAS 12 "Income Taxes" requirements to the leasing transaction as a whole. Temporary differences relating to right-of-use assets and lease liabilities are assessed on a net basis. Excess of depreciation on right-of-use assets over the lease payments for the principal portion of lease liabilities resulting in net deductible temporary differences.

Deferred tax assets and liabilities are offset when there is a legally enforceable right to set off current tax assets against current tax liabilities and when they relate to income taxes levied to the same taxable entity by the same taxation authority.

Current and deferred tax for the year

Current and deferred tax are recognised in profit or loss, except when they relate to items that are recognised in other comprehensive income or directly in equity, in which case, the current and deferred tax are also recognised in other comprehensive income or directly in equity respectively. Where current tax or deferred tax arises from the initial accounting for a business combination, the tax effect is included in the accounting for the business combination.

In assessing any uncertainty over income tax treatments, the Group considers whether it is probable that the relevant tax authority will accept the uncertain tax treatment used, or proposed to be used by individual group entities in their income tax filings. If it is probable, the current and deferred taxes are determined consistently with the tax treatment in the income tax filings. If it is not probable that the relevant taxation authority will accept an uncertain tax treatment, the effect of each uncertainty is reflected by using either the most likely amount or the expected value.

3. 主要會計政策(續)

稅項(續)

遞延稅項(續)

就扣稅額源於租賃負債之租賃交易而言，本集團對整個租賃交易採用香港會計準則第12號「所得稅」規定。與使用權資產及租賃負債有關之暫時差額按淨額基準評估。至於租賃負債之本金部分，使用權資產之折舊額超出租賃付款之部分導致可扣減暫時差額淨額。

當有合法執行權利許可將即期稅項資產與即期稅項負債抵銷且其與由同一稅務機關向同一應稅實體徵收之所得稅有關時，遞延稅項資產及負債可互相對銷。

年內即期及遞延稅項

即期及遞延稅項於損益確認，惟當即期及遞延稅項與其他全面收益確認或直接在權益確認之項目相關，則即期及遞延稅項亦分別於其他全面收益或直接於權益確認。倘因業務合併之初步會計方法而產生即期及遞延稅項，有關稅務影響會計入業務合併之會計方法內。

於評估所得稅處理之任何不明朗因素時，本集團考慮相關稅務機關是否有可能接受個別集團實體於其所得稅申報中使用或擬使用之不確定稅務處理。如果可能，即期及遞延稅項之確定與所得稅申報中之稅務處理一致。如有關稅務機關不太可能接受不確定之稅務處理，則通過使用最可能之數額或預期值反映每項不明朗因素之影響。

Notes to the Consolidated Financial Statements

綜合財務報表附註

For the year ended 31 December 2021

截至二零二一年十二月三十一日止年度

3. SIGNIFICANT ACCOUNTING POLICIES (CONTINUED)

Property, plant and equipment

Property, plant and equipment are tangible assets that are held for use in the production or supply of goods or services, or for administrative purposes (other than construction in progress as described below), are stated in the consolidated statement of financial position at cost, less subsequent accumulated depreciation and subsequent accumulated impairment losses, if any.

Properties in the course of construction for production, supply or administrative purposes are carried at cost, less any recognised impairment loss. Costs include any costs directly attributable to bringing the asset to the location and condition necessary for it to be capable of operating in the manner intended by management and, for qualifying assets, borrowing costs capitalised in accordance with the Group's accounting policy. Depreciation of these assets, on the same basis as other property assets, commences when the assets are ready for their intended use.

Some properties comprise a portion that is held to earn rentals and another portion is held for use in the supply of goods or services or for administrative purpose. If these portions could be sold separately (or leased out separately under a finance lease), these portions shall be accounted for separately, if the portions could not be sold separately, the property is classified as property, plant and equipment.

Depreciation is recognised so as to write off the cost of assets (other than construction in progress) less their residual values over their useful lives, using the straight-line method, at the following rates per annum:

Buildings	5%–20%
Leasehold improvement	7%–33%
Plant and machinery	10%–33%
Office and laboratory equipment and electronic equipment	10%–33%
Motor vehicles	10%–33%

The estimated useful lives, residual values and depreciation method are reviewed at the end of each reporting period, with the effect of any changes in estimate accounted for on a prospective basis.

An item of property, plant and equipment is derecognised upon disposal or when no future economic benefits are expected to arise from the continued use of the asset. Any gain or loss arising on the disposal or retirement of an item of property, plant and equipment is determined as the difference between the sales proceeds and the carrying amount of the asset and is recognised in profit or loss.

3. 主要會計政策(續)

物業、廠房及設備

持有作生產或作提供貨品或服務之用，或用作行政用途之物業、廠房及設備(不包括下文所述之在建工程)乃有形資產，按成本值減其後累計折舊及其後累計減值虧損(如有)於綜合財務狀況表列賬。

作生產、供應或行政用途之在建物業按成本值減任何已確認減值虧損列賬。成本包括直接歸因於將資產移至使其能夠以管理層預期之方式運作所必需之地點和條件之任何成本，以及(就合資格資產而言)根據本集團會計政策資本化之借貸成本。該等資產之折舊於資產可投入擬定用途時開始與其他物業資產相同之基準計算。

若干物業有一部分乃為賺取租金而另一部分則用作供應貨品或服務或作行政用途而持有。如該等部分可獨立出售或根據融資租賃單獨出租，則該等部分會分開記賬。如該等部分不可以獨立出售，則該物業會分類為物業、廠房及設備。

折舊予以確認，以按下列年率於估計可使用年期採用直線法撇銷資產(在建工程除外)之成本減彼等之剩餘價值：

樓宇	5%–20%
租賃物業裝修	7%–33%
廠房及機器	10%–33%
辦公室及研究所設備及電子設備	10%–33%
汽車	10%–33%

估計可使用年期、剩餘價值及折舊方法於每個報告期末檢討，以使任何估計變動可按未來適用法基準列賬。

當出售時或預期不會從繼續使用該項資產中獲得未來經濟利益時，物業、廠房及設備項目被終止確認。出售或報廢物業、廠房及設備項目所產生之任何收益或虧損按資產出售所得款項與賬面金額之差額釐定並於損益確認。

Notes to the Consolidated Financial Statements

綜合財務報表附註

For the year ended 31 December 2021
截至二零二一年十二月三十一日止年度

3. SIGNIFICANT ACCOUNTING POLICIES (CONTINUED)

Intangible assets

License fee (intangible assets acquired separately)

License fees are consideration paid for the license contracts and are carried at cost less accumulated amortisation and accumulated impairment losses. License fees with finite useful lives are amortised from the date they are ready for intended use over the remaining license period. The license period ranges from 3 to 10 years, with certain licenses contain renewal clause.

Both the period and method of amortisation are reviewed annually, with the effect of any changes in estimate being accounted for on a prospective basis.

License fees with indefinite useful lives are carried at cost less accumulated impairment losses, if any.

Development cost (internally-generated intangible assets – research and development expenditure)

Expenditure on research activities is recognised as an expense in the period in which it is incurred.

An internally-generated intangible asset arising from development of licensed-in products or from the development phase of internal projects is recognised if, and only if, all of the following have been demonstrated:

- the technical feasibility of completing the intangible asset so that it will be available for use or sale;
- the intention to complete the intangible asset and use or sell it;
- the ability to use or sell the intangible asset;
- how the intangible asset will generate probable future economic benefits;
- the availability of adequate technical, financial and other resources to complete the development and to use or sell the intangible asset; and
- the ability to measure reliably the expenditure attributable to the intangible asset during its development.

3. 主要會計政策(續)

無形資產

專利費(獨立收購之無形資產)

專利費乃就專利合約支付之代價，並按成本減累計攤銷及累計減值虧損列賬。具有有限可使用年期之專利費乃自可作擬定用途日期起根據餘下專利期予以攤銷。專利期介乎三至十年，若干專利含有重續條款。

每年對攤銷期及攤銷方法進行審閱，而任何估計變動之影響按未來適用基準入賬。

具不限定可使用年期之專利費按成本減累計減值虧損(如有)列賬。

開發成本(內部產生之無形資產－研發開支)

研究活動之開支在其產生之期間內確認為一項開支。

僅當所有下列事項已獲證實時，方會確認開發引進產品或從內部項目開發階段所產生之內部生成無形資產：

- 在技術可行性上能完成該無形資產以供使用或出售；
- 有意完成該無形資產並將予使用或出售；
- 有能力使用或出售該無形資產；
- 該無形資產日後可能產生經濟利益之方式；
- 可動用足夠科技、財務及其他資源完成開發及使用或出售該無形資產；及
- 可於開發期間可靠地計算該無形資產應佔之開支。

Notes to the Consolidated Financial Statements

綜合財務報表附註

For the year ended 31 December 2021

截至二零二一年十二月三十一日止年度

3. SIGNIFICANT ACCOUNTING POLICIES (CONTINUED)

Intangible assets (Continued)

Development cost (internally-generated intangible assets – research and development expenditure) (Continued)

The amount initially recognised for internally-generated intangible assets is the sum of the expenditure incurred from the date when the intangible asset first meets the recognition criteria listed above. Where no internally-generated intangible asset can be recognised, development expenditure is recognised in profit or loss in the period in which it is incurred.

Subsequent to initial recognition, internally-generated intangible assets are reported at cost less accumulated amortisation and accumulated impairment losses. Amortisation commences when the development of products completes. Amortisation of development cost of internal projects is over the estimated useful life of 5 years, while amortisation of development cost of licensed-in products is on the same basis as license fees.

The estimated useful life and amortisation method are reviewed at the end of each reporting period, with the effect of any changes in estimate being accounted for on a prospective basis.

Intangible assets acquired in a business combination

Intangible assets acquired in a business combination and recognised separately from goodwill are initially recognised at their fair value at the acquisition date (which is regarded as their cost).

Subsequent to initial recognition, intangible assets acquired in a business combination are reported at cost less accumulated amortisation and accumulated impairment losses, on the same basis as intangible assets that are acquired separately.

Derecognition of intangible assets

An intangible asset is derecognised on disposal, or when no future economic benefits are expected from use or disposal. Gains and losses arising from derecognition of an intangible asset, measured as the difference between the net disposal proceeds and the carrying amount of the asset, are recognised in profit or loss when the asset is derecognised.

3. 主要會計政策(續)

無形資產(續)

開發成本(內部產生之無形資產—研發開支)(續)

就內部產生之無形資產而初步確認之金額指從該無形資產首次符合上文所列之確認條件當日起所產生之總開支金額。倘不能確認內部產生之無形資產，則開發開支會於產生期間內於損益確認。

初步確認之後，內部產生之無形資產按成本減累計攤銷及累計減值虧損呈報。攤銷於完成產品開發時開始。內部項目開發成本按估計可使用年期五年攤銷，而引進產品之開發成本按與專利費相同之基準予以攤銷。

於各報告期末將審閱估計可使用年期及攤銷方法，而任何估計變動之影響會根據未來適用法予以入賬。

業務合併所收購之無形資產

業務合併所收購並與商譽分開確認之無形資產初步按收購日期之公平值(視為彼等之成本)確認。

於初步確認後，業務合併所收購之無形資產按成本減累計攤銷及累計減值虧損按個別收購之無形資產之相同基準予以呈報。

終止確認無形資產

無形資產乃於出售時或當預期不會從使用或出售中獲得未來經濟利益時終止確認。終止確認無形資產所產生之收益及虧損(按出售所得款項淨額與資產賬面金額間之差額計量)乃於資產終止確認時在損益確認。

Notes to the Consolidated Financial Statements

綜合財務報表附註

For the year ended 31 December 2021
截至二零二一年十二月三十一日止年度

3. SIGNIFICANT ACCOUNTING POLICIES (CONTINUED)

Impairment on property, plant and equipment, right-of-use assets and intangible assets other than goodwill

At the end of each reporting period, the Group reviews the carrying amounts of its property, plant and equipment, right-of-use assets, and intangible assets with finite useful lives to determine whether there is any indication that those assets have suffered an impairment loss. If any such indication exists, the recoverable amount of the asset is estimated in order to determine the extent of the impairment loss (if any).

The recoverable amount of property, plant and equipment, right-of-use assets, and intangible assets are estimated individually. When it is not possible to estimate the recoverable amount individually, the Group estimates the recoverable amount of the CGU to which the asset belongs.

In addition, the Group assesses whether there is indication that corporate assets may be impaired. If such indication exists, corporate assets are also allocated to individual CGUs, when a reasonable and consistent basis of allocation can be identified, or otherwise they are allocated to the smallest group of CGUs for which a reasonable and consistent allocation basis can be identified.

Recoverable amount is the higher of fair value less costs of disposal and value in use. In assessing value in use, the estimated future cash flows are discounted to their present value using a pre-tax discount rate that reflects current market assessments of the time value of money and the risks specific to the asset (or a CGU) for which the estimates of future cash flows have not been adjusted.

3. 主要會計政策(續)

物業、廠房及設備、使用權資產以及無形資產(商譽除外)之減值

於各報告期末，本集團對其具有有限使用期之物業、廠房及設備、使用權資產以及無形資產之賬面金額進行審閱，以確定有否任何跡象顯示該等資產已承受減值虧損。倘有任何有關跡象顯示出現減值，則估計資產之可收回金額，從而釐定減值虧損(如有)之程度。

物業、廠房及設備、使用權資產以及無形資產之可收回金額乃個別進行估計。倘無法估計個別資產之可收回金額，則本集團估計該資產所屬現金產生單位之可收回金額。

此外，本集團評估是否有跡象顯示公司資產可能出現減值。倘有跡象顯示出現減值，則在可識別合理一致之分配基準時，公司資產亦會分配至個別現金產生單位，否則，彼等會被分配至可識別合理一致分配基準之最小組別現金產生單位。

可收回金額乃公平值減出售成本與使用價值之較高者。在評估使用價值時，估計未來現金流量使用稅前貼現率貼現至其現值，該貼現率反映貨幣時間價值之當前市場估計及未來現金流量預期未經調整之資產(或現金產生單位)有關風險。

Notes to the Consolidated Financial Statements

綜合財務報表附註

For the year ended 31 December 2021

截至二零二一年十二月三十一日止年度

3. SIGNIFICANT ACCOUNTING POLICIES (CONTINUED)

Impairment on property, plant and equipment, right-of-use assets and intangible assets other than goodwill (Continued)

If the recoverable amount of an asset (or a CGU) is estimated to be less than its carrying amount, the carrying amount of the asset (or a CGU) is reduced to its recoverable amount. For corporate assets or portion of corporate assets which cannot be allocated on a reasonable and consistent basis to a CGU, the Group compares the carrying amount of a group of CGUs, including the carrying amounts of the corporate assets or portion of corporate assets allocated to that group of CGUs, with the recoverable amount of the group of CGUs. In allocating the impairment loss, the impairment loss is allocated first to reduce the carrying amount of any goodwill (if applicable) and then to the other assets on a pro-rata basis based on the carrying amount of each asset in the unit or the group of CGU. The carrying amount of an asset is not reduced below the highest of its fair value less costs of disposal (if measurable), its value in use (if determinable) and zero. The amount of the impairment loss that would otherwise have been allocated to the asset is allocated pro rata to the other assets of the unit or the group of CGUs. An impairment loss is recognised immediately in profit or loss.

Where an impairment loss subsequently reverses, the carrying amount of the asset (or CGU or a group of CGUs) is increased to the revised estimate of its recoverable amount, but so that the increased carrying amount does not exceed the carrying amount that would have been determined had no impairment loss been recognised for the asset (or a CGU or a group of CGUs) in prior years. A reversal of an impairment loss is recognised immediately in profit or loss.

Inventories

Inventories are stated at the lower of cost and net realisable value. Costs of inventories are determined on weighted average method. Cost of finished goods and work in progress comprises raw materials, direct labour, other direct cost and related production overheads (based on normal operating capacity). Net realisable value represents the estimated selling price for inventories less all estimated costs of completion and costs necessary to make the sale.

3. 主要會計政策(續)

物業、廠房及設備，使用權資產以及無形資產(商譽除外)之減值(續)

倘資產(或現金產生單位)之可收回金額估計少於其賬面金額，則資產(或現金產生單位)之賬面金額會被削減至其可收回金額。就無法按合理一致之基準分配至現金產生單位之公司資產或部分公司資產而言，本集團將一組現金產生單位之賬面金額(包括分配至該組現金產生單位之公司資產或部分公司資產之賬面金額)與該組現金產生單位之可收回金額進行比較。於分配減值虧損時，減值虧損首先會用作撇減任何商譽之賬面金額(如適用)，然後根據該單位或現金產生單位組別中每項資產之賬面金額按比例分配至其他資產。資產賬面金額不得減少至低於其公平值減出售成本(如可計量)、其使用價值(如可確定)與零之間之最高值。原應分配予該資產之減值虧損數額按比例分配至該單位或現金產生單位組別其他資產中。減值虧損即時於損益確認。

倘減值虧損其後撥回，則該資產(或現金產生單位或一組現金產生單位)之賬面金額將增至重新估計之可收回金額，但經增加之賬面金額不得超過資產(或現金產生單位或一組現金產生單位)於過去數年若未確認減值虧損所釐定之賬面金額，而減值虧損撥回會即時於損益確認。

存貨

存貨乃按成本及可變現淨值兩者之較低者列賬。存貨之成本按加權平均法予以釐定。製成品及在製品成本包括原材料、直接人工費用、其他直接成本及相關的間接生產費用(按正常運營能力計)。可變現淨值指存貨之估計銷售價格減完成之所有估計成本及作出銷售之所需成本。

Notes to the Consolidated Financial Statements

綜合財務報表附註

For the year ended 31 December 2021
截至二零二一年十二月三十一日止年度

3. SIGNIFICANT ACCOUNTING POLICIES (CONTINUED)

Provisions

Provisions are recognised when the Group has a present obligation (legal or constructive) as a result of a past event, it is probable that the Group will be required to settle that obligation, and a reliable estimate can be made of the amount of the obligation.

The amount recognised as a provision is the best estimate of the consideration required to settle the present obligation at the end of the reporting period, taking into account the risks and uncertainties surrounding the obligation. When a provision is measured using the cash flows estimated to settle the present obligation, its carrying amount is the present value of those cash flows (where the effect of the time value of money is material).

When some or all of the economic benefits required to settle a provision are expected to be recovered from a third party, a receivable is recognised as an asset if it is virtually certain that reimbursement will be received and the amount of the receivable can be measured reliably.

Where it is not probable that an outflow of economic benefits will be required, or the amount cannot be estimated reliably, the obligation is disclosed as a contingent liability, unless the probability of outflow of economic benefits is remote. Possible obligations, whose existence will only be confirmed by the occurrence or non-occurrence of one or more future events are also disclosed as contingent liabilities unless the probability of outflow of economic benefits is remote.

3. 主要會計政策(續)

撥備

若本集團須就過往事件而承擔現有責任(法律上或推定)，及本集團有可能須履行該責任並對責任之金額可作出可靠估計時，則會確認撥備。

確認為撥備之金額為於報告期末履行現時責任所需代價之最佳估計，而估計乃經考慮圍繞責任之風險及不明朗因素而作出。倘撥備以估計履行現時責任之現金流量計量時，其賬面金額為該等現金流量之現值(倘貨幣時間價值之影響屬重大)。

當結算撥備所需之部分或全部經濟利益預期可自第三方收回時，倘大致確定將可獲償付及應收款項金額可作可靠估算，則將應收款項確認為資產。

倘需要流出經濟利益之可能性不大，或責任金額無法可靠地估計，則責任乃披露為或然負債，除非經濟利益流出之可能性極低則另作別論。可能出現之責任，其存在與否將取決於日後會否發生一宗或多宗事件，除非經濟利益流出之可能性極低，否則該等責任亦披露為或然負債。

Notes to the Consolidated Financial Statements

綜合財務報表附註

For the year ended 31 December 2021

截至二零二一年十二月三十一日止年度

3. SIGNIFICANT ACCOUNTING POLICIES (CONTINUED)

Financial instruments

Financial assets and financial liabilities are recognised when a group entity becomes a party to the contractual provisions of the instrument. All regular way purchases or sales of financial assets are recognised and derecognised on a trade date basis. Regular way purchases or sales are purchases or sales of financial assets that require delivery of assets within the time frame established by regulation or convention in the market place.

Financial assets and financial liabilities are initially measured at fair value except for trade receivables arising from contracts with customers which are initially measured in accordance with HKFRS 15. Transaction costs that are directly attributable to the acquisition or issue of financial assets and financial liabilities (other than financial assets or financial liabilities at fair value through profit or loss (“FVTPL”)) added to or deducted from the fair value of the financial assets or financial liabilities, as appropriate, on initial recognition. Transaction costs directly attributable to the acquisition of financial assets or financial liabilities at FVTPL are recognised immediately in profit or loss.

The effective interest method is a method of calculating the amortised cost of a financial asset or financial liability and of allocating interest income and interest expense over the relevant period. The effective interest rate is the rate that exactly discounts estimated future cash receipts and payments (including all fees and points paid or received that form an integral part of the effective interest rate, transaction costs and other premiums or discounts) through the expected life of the financial asset or financial liability, or, where appropriate, a shorter period, to the net carrying amount on initial recognition.

3. 主要會計政策(續)

財務工具

當集團實體成為工具合約條款之一方時，會確認財務資產及財務負債。所有一般性購買或銷售財務資產按交易日期基準確認及取消確認。一般性購買或銷售為按於市場規定或慣例確立之時間期限內交付資產之財務資產之購買或銷售。

財務資產及財務負債初步以公平值計量，惟客戶合約所產生之應收貿易賬款乃根據香港財務報告準則第15號作初步計量。直接歸屬於購置或發行財務資產及財務負債(按公平值透過損益列賬之財務資產或財務負債除外)之交易費用在初始確認時於各財務資產或財務負債(視何者適用而定)之公平值計入或扣除。直接歸屬於購置按公平值透過損益列賬之財務資產或財務負債之交易費用即時在損益確認。

實際利率法為計算財務資產或財務負債之攤銷成本以及於相關期間分配利息收入及利息開支之方法。實際利率乃於初步確認時按財務資產或財務負債之預期可使用年期或適用之較短期間內確切貼現估計未來現金收入及款項(包括構成實際利率不可或缺部分之所有已付或已收費用及點數、交易成本及其他溢價或貼現)至賬面淨額之利率。

Notes to the Consolidated Financial Statements

綜合財務報表附註

For the year ended 31 December 2021
截至二零二一年十二月三十一日止年度

3. SIGNIFICANT ACCOUNTING POLICIES (CONTINUED)

Financial instruments (Continued)

Financial assets

Classification and subsequent measurement of financial assets

Financial assets that meet the following conditions are subsequently measured at amortised cost:

- the financial asset is held within a business model whose objective is to collect contractual cash flows; and
- the contractual terms give rise on specified dates to cash flows that are solely payments of principal and interest on the principal amount outstanding.

Financial assets that meet the following conditions are subsequently measured at fair value through other comprehensive income (“FVTOCI”):

- the financial asset is held within a business model whose objective is achieved by both selling and collecting contractual cash flows; and
- the contractual terms give rise on specified dates to cash flows that are solely payments of principal and interest on the principal amount outstanding.

All other financial assets are subsequently measured at FVTPL, except that at the date of initial recognition of a financial asset the Group may irrevocably elect to present subsequent changes in fair value of an equity investment in other comprehensive income if that equity investment is neither held for trading nor contingent consideration recognised by an acquirer in a business combination to which HKFRS 3 “Business Combinations” applies.

3. 主要會計政策(續)

財務工具(續)

財務資產

財務資產之分類及其後計量

符合下列條件之財務資產其後按攤銷成本計量：

- 在以收取合約現金流量為目的之經營模式內持有財務資產；及
- 合約條款於指定日期產生之現金流量純粹為支付本金及未償還本金之利息。

符合下列條件之財務資產其後按公平值透過其他全面收益計量：

- 在以出售及收取合約現金流量為目的之經營模式內持有財務資產；及
- 合約條款於指定日期產生之現金流量純粹為支付本金及未償還本金之利息。

所有其他財務資產隨後按公平值透過損益列賬計量，惟倘非交易用途權益投資亦非於香港財務報告準則第3號「業務合併」適用之業務合併中收購方所確認之或然代價，則於財務資產初始確認日期，本集團可不可撤回地選擇在其他全面收益呈列權益投資公平值之其後變動。

Notes to the Consolidated Financial Statements

綜合財務報表附註

For the year ended 31 December 2021

截至二零二一年十二月三十一日止年度

3. SIGNIFICANT ACCOUNTING POLICIES (CONTINUED)

Financial instruments (Continued)

Financial assets (Continued)

Classification and subsequent measurement of financial assets (Continued)

A financial asset is held for trading if:

- it has been acquired principally for the purpose of selling in the near term; or
- on initial recognition it is a part of a portfolio of identified financial instruments that the Group manages together and has a recent actual pattern of short-term profit-taking; or
- it is a derivative that is not designated and effective as a hedging instrument.

In addition, the Group may irrevocably designate a financial asset that are required to be measured at the amortised cost or FVTOCI as measured at FVTPL if doing so eliminates or significantly reduces an accounting mismatch.

(i) Amortised cost and interest income

Interest income is recognised using the effective interest method for financial assets measured subsequently at amortised cost and debt instruments/receivables subsequently measured at FVTOCI. Interest income is calculated by applying the effective interest rate to the gross carrying amount of a financial asset, except for financial assets that have subsequently become credit-impaired (see below). For financial assets that have subsequently become credit-impaired, interest income is recognised by applying the effective interest rate to the amortised cost of the financial asset from the next reporting period. If the credit risk on the credit-impaired financial instrument improves so that the financial asset is no longer credit-impaired, interest income is recognised by applying the effective interest rate to the gross carrying amount of the financial asset from the beginning of the reporting period following the determination that the asset is no longer credit impaired.

3. 主要會計政策(續)

財務工具(續)

財務資產(續)

財務資產之分類及其後計量(續)

財務資產在下列情況下被列作持作買賣：

- 其購買主要用於在不久將來出售；或
- 於初步確認時其乃已識別財務工具組合之一部分，受本集團共同管理，並於近期顯示短期盈利實際模式；或
- 其屬衍生工具，既無被指定且實際上亦非對沖工具。

此外，本集團或會不可撤回地指定一項須按攤銷成本或按公平值透過其他全面收益計量之財務資產以按公平值計入損益計量，前提為有關指定可消除或大幅減少會計錯配。

(i) 攤銷成本及利息收入

其後按攤銷成本計量之財務資產及其後按公平值透過其他全面收益計量之債務工具／應收款項以實際利息法確認利息收入。利息收入乃就一項財務資產賬面總額應用實際利率予以計算，惟其後出現信貸減值之財務資產除外(見下文)。就其後出現信貸減值之財務資產而言，自下一報告期起，利息收入按財務資產攤銷成本應用實際利率予以確認。倘信貸減值財務工具之信貸風險好轉，使財務資產不再出現信貸減值，於釐定資產不再出現信貸減值後，自報告期開始利息收入乃就財務資產賬面總額應用實際利率予以確認。

Notes to the Consolidated Financial Statements

綜合財務報表附註

For the year ended 31 December 2021
截至二零二一年十二月三十一日止年度

3. SIGNIFICANT ACCOUNTING POLICIES (CONTINUED)

Financial instruments (Continued)

Financial assets (Continued)

Classification and subsequent measurement of financial assets (Continued)

- (ii) Equity instruments/partnership interests designated as at FVTOCI

Investments in equity instruments/partnership interest at FVTOCI are subsequently measured at fair value with gains and losses arising from changes in fair value recognised in other comprehensive income and accumulated in the investment revaluation reserve; and are not subject to impairment assessment. The cumulative gain or loss will not be reclassified to profit or loss on disposal of the equity investments/partnership interests, and will be transferred to retained profits.

Dividends from these investments in equity instruments are recognised in profit or loss when the Group's right to receive the dividends is established, unless the dividends clearly represent a recovery of part of the cost of the investment. Dividends are included in profit or loss.

- (iii) Financial assets as at FVTPL

Financial assets that do not meet the criteria for being measured at amortised cost or FVTOCI or designated as FVTOCI are measured at FVTPL.

This category contains investments in life insurance policies. The Group accounts for the investments at FVTPL.

Financial assets at FVTPL are measured at fair value at the end of each reporting period, with any fair value gains or losses recognised in profit or loss. The net gain or loss recognised in profit or loss excludes any dividend or interest earned on the financial asset and is included in the "other gains and losses" line item.

3. 主要會計政策(續)

財務工具(續)

財務資產(續)

財務資產之分類及其後計量(續)

- (ii) 指定為按公平值透過其他全面收益列賬之權益工具/合夥權益

按公平值透過其他全面收益列賬之權益工具/合夥權益之投資其後按公平值計量，其公平值變動產生之收益及虧損於其他全面收益確認並於投資重估儲備累積，無須作減值評估。累計損益將不重新分類至出售股本投資/合夥權益之損益，並將轉為保留溢利。

當本集團確認收取股息之權利時，該等權益工具投資之股息於損益確認，除非該等股息明確意味着收回部分投資成本則作別論。股息乃計入損益內。

- (iii) 按公平值透過損益列賬之財務資產

未符合按攤銷成本或按公平值透過其他全面收益列賬或指定為按公平值透過其他全面收益列賬計量之財務資產，均按公平值透過損益列賬計量。

該類別包括於人壽保險保單之投資。本集團對該等投資按公平值透過損益列賬。

按公平值透過損益列賬計量之財務資產按各報告期末之公平值計量，任何公平值收益或虧損於損益確認。於損益確認之淨收益或虧損不包括該財務資產所賺取之任何股息或利息，並計入「其他收益及虧損」項目。

Notes to the Consolidated Financial Statements

綜合財務報表附註

For the year ended 31 December 2021

截至二零二一年十二月三十一日止年度

3. SIGNIFICANT ACCOUNTING POLICIES (CONTINUED)

Financial instruments (Continued)

Financial assets (Continued)

Impairment of financial assets

The Group performs impairment assessment under expected credit loss (“ECL”) model on financial assets (including trade and other receivables (excluding prepayments and other items which were not financial instruments), deposits, loan receivables, advance to associates, pledged bank deposits, time deposits and cash and bank balances) which are subject to impairment under HKFRS 9. The amount of ECL is updated at each reporting date to reflect changes in credit risk since initial recognition.

Lifetime ECL represents the ECL that will result from all possible default events over the expected life of the relevant instrument. In contrast, 12-month ECL (“12m ECL”) represents the portion of lifetime ECL that is expected to result from default events that are possible within 12 months after the reporting date. Assessment are done based on the Group’s historical credit loss experience, adjusted for factors that are specific to the debtors, general economic conditions and an assessment of both the current conditions at the reporting date as well as the forecast of future conditions.

The Group always recognises lifetime ECL for trade receivables without significant financing component. The ECL on these assets are assessed collectively using a provision matrix with appropriate groupings.

For all other instruments, the Group measures the loss allowance equal to 12m ECL, unless when there has been a significant increase in credit risk since initial recognition, the Group recognises lifetime ECL. The assessment of whether lifetime ECL should be recognised is based on significant increases in the likelihood or risk of a default occurring since initial recognition.

3. 主要會計政策(續)

財務工具(續)

財務資產(續)

財務資產減值

本集團根據香港財務報告準則第9號對出現減值之財務資產(包括應收貿易賬款及其他應收款項(不包括預付款及其他非財務工具項目)、存款、應收貸款、墊付予聯營公司之款項、已抵押銀行存款、定期存款以及現金及銀行結餘)按預期信貸虧損模型進行減值評估。預期信貸虧損之金額於各報告日期更新，以反映自初始確認以來信貸風險之變動。

全期預期信貸虧損指將相關工具之預期使用期內所有可能之違約事件產生之預期信貸虧損。相反，12個月預期信貸虧損將預期於報告日期後12個月內可能發生之違約事件導致之全期預期信貸虧損部分。評估乃根據本集團之歷史信貸虧損經驗進行，並根據債務人特有之因素、一般經濟狀況以及對報告日期當前狀況之評估以及對未來狀況之預測作出調整。

本集團一直就並無重大融資成分之應收貿易賬款確認全期預期信貸虧損。該等資產之預期信貸虧損對使用適宜組別之撥備矩陣進行集體評估。

對於所有其他工具，本集團計量之虧損撥備等於12個月預期信貸虧損，除非自初始確認後信貸風險顯著增加，則本集團確認全期預期信貸虧損。應否確認全期預期信貸虧損之評估乃基於自初始確認以來發生違約之可能性或風險是否顯著增加。

Notes to the Consolidated Financial Statements

綜合財務報表附註

For the year ended 31 December 2021
截至二零二一年十二月三十一日止年度

3. SIGNIFICANT ACCOUNTING POLICIES (CONTINUED)

Financial instruments (Continued)

Financial assets (Continued)

Impairment of financial assets (Continued)

(i) Significant increase in credit risk

In assessing whether the credit risk has increased significantly since initial recognition, the Group compares the risk of a default occurring on the financial instrument as at the reporting date with the risk of a default occurring on the financial instrument as at the date of initial recognition. In making this assessment, the Group considers both quantitative and qualitative information that is reasonable and supportable, including historical experience and forward-looking information that is available without undue cost or effort.

In particular, the following information is taken into account when assessing whether credit risk has increased significantly:

- an actual or expected significant deterioration in the financial instrument's external (if available) or internal credit rating;
- significant deterioration in external market indicators of credit risk, e.g. a significant increase in the credit spread, the credit default swap prices for the debtor;
- existing or forecast adverse changes in business, financial or economic conditions that are expected to cause a significant decrease in the debtor's ability to meet its debt obligations;

3. 主要會計政策(續)

財務工具(續)

財務資產(續)

財務資產減值(續)

(i) 信貸風險顯著增加

於評估自初始確認後信貸風險是否顯著增加時，本集團將於報告日期財務工具發生之違約風險與初始確認日起財務工具發生之違約風險進行比較。在進行該評估時，本集團會考慮合理且可支持之定量及定性資料，包括無需付出不必要之成本或努力而可得之歷史經驗及前瞻性資料。

特別是，在評估信貸風險是否顯著增加時，會考慮以下資料：

- 財務工具之外部(如有)或內部信貸評級之實際或預期顯著惡化；
- 外部市場信貸風險指標之顯著惡化，如信貸利差大幅增加，債務人之信貸違約掉期價格；
- 預計會導致債務人償還債務能力大幅下降之業務、財務或經濟狀況之現有或預測之不利變化；

Notes to the Consolidated Financial Statements

綜合財務報表附註

For the year ended 31 December 2021

截至二零二一年十二月三十一日止年度

3. SIGNIFICANT ACCOUNTING POLICIES (CONTINUED)

Financial instruments (Continued)

Financial assets (Continued)

Impairment of financial assets (Continued)

- (i) Significant increase in credit risk (Continued)
- an actual or expected significant deterioration in the operating results of the debtor;
 - an actual or expected significant adverse change in the regulatory, economic, or technological environment of the debtor that results in a significant decrease in the debtor's ability to meet its debt obligations.

Irrespective of the outcome of the above assessment, the Group presumes that the credit risk has increased significantly since initial recognition when contractual payments are more than 365 days past due, unless the Group has reasonable and supportable information that demonstrates otherwise.

Despite the foregoing, the Group assumes that the credit risk on a debt instrument has not increased significantly since initial recognition if the debt instrument is determined to have low credit risk at the reporting date. A debt instrument is determined to have low credit risk if (i) it has a low risk of default, (ii) the borrower has a strong capacity to meet its contractual cash flow obligations in the near term and (iii) adverse changes in economic and business conditions in the longer term may, but will not necessarily, reduce the ability of the borrower to fulfil its contractual cash flow obligations. The Group considers a debt instrument to have low credit risk when it has an internal or external credit rating of "investment grade" as per globally understood definitions.

3. 主要會計政策(續)

財務工具(續)

財務資產(續)

財務資產減值(續)

- (i) 信貸風險顯著增加(續)
- 債務人經營業績之實際或預期顯著惡化；
 - 導致債務人償還其債務能力大幅下降之債務人監管、經濟或技術環境之實際或預期之重大不利變化。

不論上述評估之結果如何，本集團認為，當合約付款逾期超過365天，則自初始確認以來信貸風險已顯著增加，除非本集團有合理且可支持之資料證明情況並非如此。

儘管上文所述，倘債務工具釐定為於報告日期具有較低信貸風險，則本集團假設債務工具之信貸風險自初始確認以來並無顯著增加。倘出現以下情況，則債務工具被釐定為具有較低信貸風險：(i)具有低違約風險；(ii)借款人擁有雄厚實力，可於短期內履行其合約現金流量責任；及(iii)經濟及業務狀況之長期不利變動可能但未必會削弱借款人履行其合約現金流量責任之能力。倘債務工具之內部或外部信貸評級為「投資級別」(根據國際通用釋義)，則本集團認為該債務工具存在較低信貸風險。

Notes to the Consolidated Financial Statements

綜合財務報表附註

For the year ended 31 December 2021
截至二零二一年十二月三十一日止年度

3. SIGNIFICANT ACCOUNTING POLICIES (CONTINUED)

Financial instruments (Continued)

Financial assets (Continued)

Impairment of financial assets (Continued)

(i) Significant increase in credit risk (Continued)

For loan commitments, the date that the Group becomes a party to the irrevocable commitment is considered to be the date of initial recognition for the purposes of assessing impairment. In assessing whether there has been a significant increase in the credit risk since initial recognition of a loan commitment, the Group considers changes in the risk of a default occurring on the loan to which a loan commitment relates; for financial guarantee contracts, the Group considers the changes in the risk that the specified debtor will default on the contract.

The Group regularly monitors the effectiveness of the criteria used to identify whether there has been a significant increase in credit risk and revises them as appropriate to ensure that the criteria are capable of identifying significant increase in credit risk before the amount becomes past due.

(ii) Definition of default

For internal credit risk management, the Group considers an event of default occurs when information developed internally or obtained from external sources indicates that the debtor is unlikely to pay its creditors, including the Group, in full.

Irrespective of the above, the Group considers default has occurred when a financial asset is more than 365 days pass due unless the Group has reasonable and supportable information to demonstrate that a more lagging default criterion is more appropriate.

3. 主要會計政策(續)

財務工具(續)

財務資產(續)

財務資產減值(續)

(i) 信貸風險顯著增加(續)

就貸款承擔而言，本集團成為不可撤回承諾訂約方當日被視為就評估減值之初始確認日期。評估信貸風險是否自初始確認貸款承擔以來大幅增加時，本集團考慮與貸款承擔有關之貸款出現違約之風險變動；就財務擔保合約而言，本集團考慮指定債務人出現違約之風險變動。

本集團定期監控用以識別信貸風險有否顯著增加之標準之效益，且修訂標準(如適當)以確保標準能在金額逾期前識別信貸風險之顯著增加。

(ii) 違約定義

就內部信貸風險管理而言，本集團認為，違約事件在內部制訂或得自外界來源之資料顯示債務人不大可能悉數向債權人(包括本集團)還款時發生。

雖有上文所述，但本集團認為，財務資產逾期超過365日即出現違約，除非本集團有合理且可支持之資料顯示更加滯後之違約標準更為恰當。

Notes to the Consolidated Financial Statements

綜合財務報表附註

For the year ended 31 December 2021

截至二零二一年十二月三十一日止年度

3. SIGNIFICANT ACCOUNTING POLICIES (CONTINUED)

Financial instruments (Continued)

Financial assets (Continued)

Impairment of financial assets (Continued)

(iii) Credit-impaired financial assets

A financial asset is credit-impaired when one or more events that have a detrimental impact on the estimated future cash flows of that financial asset have occurred. Evidence that a financial asset is credit-impaired includes observable data about the following events:

- significant financial difficulty of the issuer or the borrower;
- a breach of contract, such as a default or past due event;
- the lender(s) of the borrower, for economic or contractual reasons relating to the borrower's financial difficulty, having granted to the borrower a concession(s) that the lender(s) would not otherwise consider;
- it is becoming probable that the borrower will enter bankruptcy or other financial reorganisation; or
- the disappearance of an active market for that financial asset because of financial difficulties.

(iv) Write-off policy

The Group writes off a financial asset when there is information indicating that the counterparty is in severe financial difficulty and there is no realistic prospect of recovery, for example, when the counterparty has been placed under liquidation or has entered into bankruptcy proceedings, whichever occurs sooner. Financial assets written off may still be subject to enforcement activities under the Group's recovery procedures, taking into account legal advice where appropriate. A write-off constitutes a derecognition event. Any subsequent recoveries are recognised in profit or loss.

3. 主要會計政策(續)

財務工具(續)

財務資產(續)

財務資產減值(續)

(iii) 信貸減值財務資產

財務資產在一項或多項違約事件(對該財務資產估計未來現金流量構成不利影響)發生時出現信貸減值。財務資產出現信貸減值之證據包括下列事件之可觀察數據：

- 發行人或借款人出現重大財務困難；
- 違反合約(如違約或逾期事件)；
- 借款人之放款人因與借款人出現財務困難有關之經濟或合約理由而給予借款人在一般情況下放款人不予考慮之優惠條件；
- 借款人將可能陷入破產或其他財務重組；或
- 該財務資產因出現財務困難而失去活躍市場。

(iv) 撇銷政策

當有資料顯示對手方處於嚴重財務困難及無實際收回可能時(例如對手方被清盤或已進入破產程序時，以較早發生者為準)，本集團則撇銷財務資產。經考慮法律意見後(倘合適)，遭撇銷之財務資產可能仍須按本集團收回程序進行強制執行活動。撇銷構成取消確認事項。任何其後收回在損益確認。

Notes to the Consolidated Financial Statements

綜合財務報表附註

For the year ended 31 December 2021
截至二零二一年十二月三十一日止年度

3. SIGNIFICANT ACCOUNTING POLICIES (CONTINUED)

Financial instruments (Continued)

Financial assets (Continued)

Impairment of financial assets (Continued)

(v) Measurement and recognition of ECL

The measurement of ECL is a function of the probability of default, loss given default (i.e. the magnitude of the loss if there is a default) and the exposure at default. The assessment of the probability of default and loss given default is based on historical data adjusted by forward-looking information. Estimation of ECL reflects an unbiased and probability-weighted amount that is determined with the respective risks of default occurring as the weights.

Generally, the ECL is the difference between all contractual cash flows that are due to the Group in accordance with the contract and the cash flows that the Group expects to receive, discounted at the effective interest rate determined at initial recognition.

Where ECL is measured on a collective basis or cater for cases where evidence at the individual instrument level may not yet be available, the financial instruments are grouped on the basis:

- Nature of financial instruments (i.e. the Group's trade receivables and other receivables (excluding prepayment and other items which were not financial instruments), deposits, advance to associates, pledged bank deposits, time deposits and cash and bank balances;
- Past-due status;
- Nature, size and industry of debtors; and
- External credit ratings where available.

The grouping is regularly reviewed by management to ensure the constituents of each group continue to share similar credit risk characteristics.

3. 主要會計政策(續)

財務工具(續)

財務資產(續)

財務資產減值(續)

(v) 預期信貸虧損之計量及確認

預期信貸虧損之計量為違約概率、違約虧損(即違約時虧損程度)及違約時風險之函數。違約概率及違約虧損之評估乃基於歷史數據按前瞻性資料作調整。預期信貸虧損之估計反映無偏頗及概率加權之數額，其乃根據加權之相應違約風險而確定。

一般而言，預期信貸虧損為根據合約應付本集團之所有合約現金流量與本集團預期收取之所有現金流量之間之差額(按初始確認時釐定之實際利率貼現)。

在預期信貸虧損按集體基準計量或尚無法獲得個別工具水平證據之情況下，財務工具按以下基準歸類：

- 財務工具性質(即本集團應收貿易賬款及其他應收款(不包括預付款及其他非財務工具項目)、按金、墊付予聯營公司之款項、已抵押銀行存款、定期存款以及現金及銀行結餘；
- 逾期狀況；
- 債務人之性質、規模及行業；及
- 外部信貸評級(倘有)。

歸類工作經管理層定期檢討，以確保各組別成分繼續分擔類似信貸風險特性。

Notes to the Consolidated Financial Statements

綜合財務報表附註

For the year ended 31 December 2021

截至二零二一年十二月三十一日止年度

3. SIGNIFICANT ACCOUNTING POLICIES (CONTINUED)

Financial instruments (Continued)

Financial assets (Continued)

Impairment of financial assets (Continued)

(v) Measurement and recognition of ECL (Continued)

Interest income is calculated based on the gross carrying amount of the financial asset unless the financial asset is credit impaired, in which case interest income is calculated based on amortised cost of the financial asset.

Except for financial assets at FVTOCI the Group recognises an impairment gain or loss in profit or loss for all financial instruments by adjusting their carrying amount, with the exception of trade receivables where the corresponding adjustment is recognised through a loss allowance account.

Derecognition of financial assets

The Group derecognises a financial asset only when the contractual rights to the cash flows from the asset expire, or when it transfers the financial asset and substantially all the risks and rewards of ownership of the asset to another entity. If the Group neither transfers nor retains substantially all the risks and rewards of ownership and continues to control the transferred asset, the Group recognises its retained interest in the asset and an associated liability for amounts it may have to pay. If the Group retains substantially all the risks and rewards of ownership of a transferred financial asset, the Group continues to recognise the financial asset and also recognises a collateralised borrowing for the proceeds received.

On derecognition of a financial asset measured at amortised cost, the difference between the asset's carrying amount and the sum of the consideration received and receivable is recognised in profit or loss.

On derecognition of an investment in a debt instrument classified as at FVTOCI, the cumulative gain or loss previously accumulated in the investments revaluation reserve is reclassified to profit or loss.

3. 主要會計政策(續)

財務工具(續)

財務資產(續)

財務資產減值(續)

(v) 預期信貸虧損之計量及確認(續)

利息收入乃按財務資產之賬面總額計算，除非該財務資產出現信貸減值，在此情況下，利息收入按財務資產之攤銷成本計算。

除按公平值透過其他全面收益列賬之財務資產外，本集團透過調整其有關財務工具之賬面金額而於損益確認所有財務工具之減值收益或虧損，惟應收貿易賬款例外，其透過虧損撥備賬確認相應調整。

終止確認財務資產

僅當從資產收取現金流之合約權利屆滿時，或當本集團轉讓財務資產及與資產所有權有關之全部風險及回報實質上已轉移至另一實體時，本集團方會終止確認財務資產。倘本集團既無轉移亦無保留所有權之大部分風險及報酬，並繼續控制已轉移之資產，則本集團確認其於該資產之保留權益，並確認其可能須支付之相關負債金額。倘本集團保留已轉移財務資產所有權之大部分風險及報酬，本集團繼續確認該財務資產，亦就已收取之所得款項確認有抵押借款。

於終止確認按攤銷成本計量之財務資產時，資產賬面金額與已收及應收代價總和間之差額於損益確認。

於終止確認分類為按公平值透過其他全面收益列賬之債務工具投資時，先前提投資重估儲備內累計之累計收益或虧損乃重新分類至損益。

Notes to the Consolidated Financial Statements

綜合財務報表附註

For the year ended 31 December 2021
截至二零二一年十二月三十一日止年度

3. SIGNIFICANT ACCOUNTING POLICIES (CONTINUED)

Financial instruments (Continued)

Financial assets (Continued)

Derecognition of financial assets (Continued)

On derecognition of an investment in equity instrument which the Group has elected on initial recognition to measure at FVTOCI upon application of HKFRS 9, the cumulative gain or loss previously accumulated in the investments revaluation reserve is not reclassified to profit or loss, but is transferred to retained profits.

Financial liabilities and equity instruments

Classification as debt or equity

Debt and equity instruments issued by a group entity are classified as either financial liabilities or as equity in accordance with the substance of the contractual arrangements and the definitions of a financial liability and an equity instrument.

Equity instruments

An equity instrument is any contract that evidences a residual interest in the assets of an entity after deducting all of its liabilities. Equity instruments issued by the Company are recognised at the proceeds received, net of direct issue costs.

Repurchase of the Company's own equity instruments is recognised and deducted directly in equity. No gain or loss is recognised in profit or loss on the purchase, sale, issue or cancellation of the Company's own equity instruments.

Financial liabilities

All financial liabilities are subsequently measured at amortised cost using the effective interest method or at FVTPL.

3. 主要會計政策(續)

財務工具(續)

財務資產(續)

終止確認財務資產(續)

於應用香港財務報告準則第9號後終止確認本集團選擇於初始確認時按公平值透過其他全面收益計量之股本工具投資時，先前於投資重估儲備內累計之累計收益或虧損不會重新分類至損益，但會轉撥至保留溢利。

財務負債及股本工具

分類為債務或股本

集團實體發行之債務及股本工具根據所訂立之合約安排之實質內容以及財務負債及股本工具之定義歸類為財務負債或股本。

股本工具

股本工具乃證明於該實體之資產於扣除其所有負債後之剩餘權益之任何合約。本公司所發行之股本工具按已收取所得款項減直接發行成本確認。

購回本公司之自有股本工具直接於權益確認及扣除。購買、出售、發行或註銷本公司自有股本工具之任何損益不會於損益確認。

財務負債

所有財務負債其後均採用實際利率法按攤銷成本或按公平值透過損益列賬計量。

Notes to the Consolidated Financial Statements

綜合財務報表附註

For the year ended 31 December 2021

截至二零二一年十二月三十一日止年度

3. SIGNIFICANT ACCOUNTING POLICIES (CONTINUED)

Financial instruments (Continued)

Financial liabilities and equity instruments (Continued)

Financial liabilities at FVTPL

Financial liabilities are classified as at FVTPL when the financial liability is either held for trading or it is designated as at FVTPL on initial recognition.

A financial liability is classified as held for trading if:

- it has been incurred principally for the purpose of repurchasing it in the near term; or
- on initial recognition it is part of a portfolio of identified financial instruments that the Group manages together and has a recent actual pattern of short-term profit-taking; or
- it is a derivative that is not designated and effective as a hedging instrument.

A financial liability other than a financial liability held for trading may be designated as at FVTPL upon initial recognition if:

- such designation eliminates or significantly reduces a measurement or recognition inconsistency that would otherwise arise; or
- the financial liability forms part of a group of financial assets or financial liabilities or both, which is managed and its performance is evaluated on a fair value basis, in accordance with the Group's documented risk management or investment strategy, and information about the grouping is provided internally on that basis; or
- it forms part of a contract containing one or more embedded derivatives, and HKFRS 9 permits the entire combined contract (asset or liability) to be designated as FVTPL.

3. 主要會計政策(續)

財務工具(續)

財務負債及股本工具(續)

按公平值透過損益列賬之財務負債

倘財務負債持作買賣或於初步確認時被指定為按公平值透過損益列賬，則財務負債分類為按公平值透過損益列賬。

財務負債在下列情況下被列作持作買賣：

- 主要因近期購回而產生；或
- 於初步確認時其乃已識別財務工具組合一部分，受本集團共同管理，並於近期顯示短期盈利實際模式；或
- 其屬衍生工具，既非被指定且實際上亦非對沖工具。

在下列情況下，財務負債(除持作買賣之財務負債)於初始確認時，可被指定為按公平值透過損益列賬：

- 有關指定撤銷或大幅減低原會出現之計量或確認不一致之情況；或
- 該財務負債構成一組財務資產或財務負債或兩者之一部分，並根據本集團既定風險管理或投資策略按公平值基準管理及評估其表現，而分類資料則按該基準由內部提供；或
- 該財務資產構成包含一種或以上內含衍生工具之合約之一部分，而香港財務報告準則第9號允許整份合併合約(資產或負債)指定為按公平值透過損益列賬。

Notes to the Consolidated Financial Statements

綜合財務報表附註

For the year ended 31 December 2021
截至二零二一年十二月三十一日止年度

3. SIGNIFICANT ACCOUNTING POLICIES (CONTINUED)

Financial instruments (Continued)

Financial liabilities and equity instruments (Continued)

Financial liabilities at FVTPL (Continued)

For financial liabilities that are designated as at FVTPL, the amount of change in the fair value of the financial liability that is attributable to changes in the credit risk of that liability is recognised in other comprehensive income, unless the recognition of the effects of changes in the liability's credit risk in other comprehensive income would create or enlarge an accounting mismatch in profit or loss. For financial liabilities that contain embedded derivatives, such as derivative financial liabilities, the changes in fair value of the embedded derivatives are excluded in determining the amount to be presented in other comprehensive income. Changes in fair value attributable to a financial liability's credit risk that are recognised in other comprehensive income are not subsequently reclassified to profit or loss; instead, they are transferred to retained profits upon derecognition of the financial liability.

Financial liabilities at amortised cost

Other financial liabilities (including trade payables, other payables (excluding contract liabilities and other tax payable) and accruals, obligations under license contracts, retirement benefits and bank borrowings) are subsequently measured at amortised cost using the effective interest method.

Financial guarantee contracts

A financial guarantee contract is a contract that requires the issuer to make specified payments to reimburse the holder for a loss it incurs because a specified debtor fails to make payments when due in accordance with the terms of a debt instrument.

Financial guarantee contract issued by the Group is initially measured at their fair values and, if not designated as at FVTPL, is subsequently measured at the higher of:

- the amount of the obligation under the contract, as determined in accordance with HKFRS 9; and
- the amount initially recognised less, where appropriate, cumulative amortisation recognised in accordance with the revenue recognition policies.

3. 主要會計政策(續)

財務工具(續)

財務負債及股本工具(續)

按公平值透過損益列賬之財務負債(續)

對於指定為按公平值透過損益列賬之財務負債而言，由財務負債之信貸風險變動引起之財務負債公平值變動金額於其他全面收益確認，除非於其他全面收益確認該項財務負債信貸風險變動之影響將會導致或擴大損益之會計錯配。就內含衍生工具(比如衍生財務負債)之財務負債而言，內含衍生工具之公平值變動乃不計入釐定其他全面收益將呈列之金額。經已於其他全面收益確認之財務負債信貸風險應佔公平值變動，其後不會重新分類至損益；反而會於終止確認財務負債時轉撥至保留溢利。

按攤銷成本計量之財務負債

其他財務負債(包括應付貿易賬款、其他應付賬款(不包括合約負債及其他應付稅項)及應計費用、專利合約承擔、退休福利以及銀行借款)其後使用實際利率法按攤銷成本計量。

財務擔保合約

財務擔保合約為發行人因指定債務人未能按債務工具之條款如期付款而須向合約持有人支付指定款項以補償其所遭受虧損之合約。

本集團所發行之財務擔保合約按其公平值初步計量，倘並非指定為按公平值透過損益列賬，則隨後按以下較高者計量：

- 根據香港財務報告準則第9號釐定之合約責任金額；及
- 初步確認之金額減(如適用)根據收益確認政策確認之累計攤銷。

Notes to the Consolidated Financial Statements

綜合財務報表附註

For the year ended 31 December 2021

截至二零二一年十二月三十一日止年度

3. SIGNIFICANT ACCOUNTING POLICIES (CONTINUED)

Financial instruments (Continued)

Financial liabilities and equity instruments (Continued)

Derecognition/modification of financial liabilities

The Group derecognises financial liabilities when, and only when, the Group's obligations are discharged, cancelled or have expired. The difference between the carrying amount of the financial liability derecognised and the consideration paid and payable is recognised in profit or loss.

When the contractual terms of a financial liability are modified, the Group assess whether the revised terms result in a substantial modification from original terms taking into account all relevant facts and circumstances including qualitative factors. If qualitative assessment is not conclusive, the Group considers that the terms are substantially different if the discounted present value of the cash flows under the new terms, including any fees paid net of any fees received, and discounted using the original effective interest rate, is at least 10% different from the discounted present value of the remaining cash flows of the original financial liability. Accordingly, such modification of terms is accounted for as an extinguishment, any costs or fees incurred are recognised as part of the gain or loss on the extinguishment. The exchange or modification is considered as non-substantial modification when such difference is less than 10%.

For non-substantial modifications of financial liabilities that do not result in derecognition, the carrying amount of the relevant financial liabilities will be calculated at the present value of the modified contractual cash flows discounted at the financial liabilities' original effective interest rate. Transaction costs or fees incurred are adjusted to the carrying amount of the modified financial liabilities and are amortised over the remaining term. Any adjustment to the carrying amount of the financial liability is recognised in profit or loss at the date of modification.

3. 主要會計政策(續)

財務工具(續)

財務負債及股本工具(續)

終止確認/修訂財務負債

當且僅當本集團之責任獲解除、取消或屆滿時，本集團方會終止確認財務負債。終止確認之財務負債之賬面金額與已付及應付代價間之差額於損益確認。

倘財務負債之合約條款作出修訂，本集團會考慮所有相關事實及情況(包括定性因素)評估經修訂條款有否導致原有條款作出重大修訂。倘定性評估並無定論，而新條款下現金流量(包括任何已付費用扣除任何已收費用，並使用原有實際利率貼現)之經貼現現值與原有財務負債剩餘現金流量之經貼現現值相差至少10%，則本集團認為條款出現重大差異。因此，該條款修訂入賬為終止確認，任何已產生之成本或費用確認為終止確認之收益或虧損一部分。當差別少於10%時，該交換或修訂被視為非重大修訂。

有關不造成終止確認之財務負債之非重大修訂，相關財務負債之賬面金額以修訂合約現金流量之現值計算，按該財務負債之原始實際利率折現。產生之交易成本或費用按經修訂財務負債之賬面金額調整且於餘下期間攤銷。財務負債賬面金額之任何調整於修訂當日於損益確認。

Notes to the Consolidated Financial Statements

綜合財務報表附註

For the year ended 31 December 2021
截至二零二一年十二月三十一日止年度

3. SIGNIFICANT ACCOUNTING POLICIES (CONTINUED)

Financial instruments (Continued)

Financial liabilities and equity instruments (Continued)

Derivative financial instruments

Derivatives are initially recognised at fair value at the date when derivative contracts are entered into and are subsequently remeasured to their fair value at the end of the reporting period. The resulting gain or loss is recognised in profit or loss.

Offsetting a financial asset and a financial liability

A financial asset and a financial liability are offset and the net amount presented in the statement of financial position when, and only when, the Group currently has a legally enforceable right to set off the recognised amounts; and intends either to settle on a net basis, or to realise the asset and settle the liability simultaneously.

Cash and cash equivalents

Cash and cash equivalents comprise cash at banks and on hand, and time deposits with banks and other financial institutions, having been within three months of maturity at acquisition.

Related parties

- (a) A person, or a close member of that person's family, is related to the Group if that person:
- (i) has control or joint control over the Group;
 - (ii) has significant influence over the Group; or
 - (iii) is a member of the key management personnel of the Group.

3. 主要會計政策(續)

財務工具(續)

財務負債及股本工具(續)

衍生財務工具

衍生工具於訂立衍生合約當日初步按公平值確認，其後於報告期末按公平值重新計量。所產生之收益或虧損於損益確認。

抵銷財務資產及財務負債

於且僅於本集團當前有法定可執行權抵銷已確認金額，且擬以淨額基準結算或同時變現資產及清償負債時，方抵銷財務資產與財務負債及於財務狀況表呈列之淨額。

現金及現金等值

現金及現金等值包括銀行及手頭現金以及存放於銀行及其他金融機構於收購時到期日為三個月內之定期存款。

關聯方

- (a) 倘屬以下人士，則該人士或該人士之近親與本集團有關聯：
- (i) 控制或共同控制本集團；
 - (ii) 對本集團有重大影響力；或
 - (iii) 為本集團之主要管理層成員。

Notes to the Consolidated Financial Statements

綜合財務報表附註

For the year ended 31 December 2021

截至二零二一年十二月三十一日止年度

3. SIGNIFICANT ACCOUNTING POLICIES (CONTINUED)

Related parties (Continued)

(b) An entity is related to the Group if any of the following conditions applies:

- (i) the entity and the Group are members of the same group (which means that each parent, subsidiary and fellow subsidiary is related to the others);
- (ii) the entity is an associate or joint venture of the Group (or an associate or joint venture of a member of a group of which the other entity is a member);
- (iii) the entity and the Group are joint ventures of the same third party;
- (iv) the entity is a joint venture of a third entity and the Group is an associate of the third entity;
- (v) the entity is a post-employment benefit plan for the benefit of employees of either the Group or an entity related to the Group. If the Group is itself such a plan, the sponsoring employers are also related to the Group;
- (vi) the entity is controlled or jointly controlled by a person identified in (a);
- (vii) a person identified in (a)(i) has significant influence over the entity or is a member of the key management personnel of the entity (or of a parent of the entity); or
- (viii) the entity, or any member of a group of which it is a part, provides key management personnel services to the Group.

Close members of the family of an individual are those family members who may be expected to influence, or be influenced by, that individual in their dealings with the entity.

3. 主要會計政策(續)

關聯方(續)

(b) 倘符合下列任何條件，則實體與本集團有關聯：

- (i) 該實體與本集團屬同一集團之成員公司(即各母公司、附屬公司及同系附屬公司彼此間有關聯)；
- (ii) 該實體為本集團之聯營公司或合營企業(或另一實體為成員公司之集團旗下成員公司之聯營公司或合營企業)；
- (iii) 該實體及本集團均為同一第三方之合營企業；
- (iv) 該實體為第三方實體之合營企業，而本集團為該第三方實體之聯營公司；
- (v) 該實體為本集團或與本集團有關聯之實體就僱員利益設立之離職福利計劃。倘本集團本身為該計劃，則營辦僱主亦與本集團有關聯；
- (vi) 該實體受(a)所界定人士控制或受共同控制；
- (vii) 於(a)(i)所界定人士對實體有重大影響力或屬該實體(或該實體之母公司)主要管理層成員；或
- (viii) 該實體或該實體所屬集團之任何成員公司為本集團提供管理要員服務。

個體之近親家族成員為預期彼等於與實體進行交易時，可能影響該個體(或受該個體影響)之該等家族成員。

Notes to the Consolidated Financial Statements

綜合財務報表附註

For the year ended 31 December 2021
截至二零二一年十二月三十一日止年度

4. CRITICAL ACCOUNTING JUDGEMENTS AND KEY SOURCES OF ESTIMATION UNCERTAINTY

In the application of the Group's accounting policies, which are described in note 3 to the consolidated financial statements, the directors of the Company are required to make judgements, estimates and assumptions about the carrying amounts of assets and liabilities that are not readily apparent from other sources. The estimates and associated assumptions are based on the historical experience and other factors that are considered to be relevant. Actual results may differ from these estimates.

The estimates and underlying assumptions are reviewed on an ongoing basis. Revisions to accounting estimates are recognised in the period in which the estimate is revised if the revision affects only that period, or in the period of the revision and future periods if the revision affects both current and future periods.

Key sources of estimation uncertainty

The following are the key assumptions concerning the future, and other key sources of estimation uncertainty at the end of the reporting period that may have a significant risk of causing a material adjustment to the carrying amounts of assets and liabilities within the next financial year.

Estimated impairment of goodwill

The Group determines whether goodwill is impaired at least on an annual basis. This requires an estimation of the value in use of the CGUs to which the goodwill is allocated. Estimating the value in use requires the Group to make an estimate of the expected future cash flows from the CGUs and also to choose a suitable discount rate in order to calculate the present value of those cash flows. As at 31 December 2021, the carrying amount of goodwill is HK\$3,900,000 (net of impairment loss provision HK\$2,342,000) (31 December 2020: HK\$3,900,000, net of HK\$2,342,000 impairment loss provision). Details of the recoverable amount calculation are disclosed in note 21 to the consolidated financial statements.

4. 關鍵會計判斷及估計不明朗因素之主要來源

於應用綜合財務報表附註3所述之本集團會計政策時，本公司董事須作出有關不可自其他來源輕易獲得之資產及負債賬面金額之判斷、估計及假設。估計及相關假設乃基於過往經驗及被視為相關之其他因素。實際結果可能與此等估計有所不同。

估計及相關假設乃按持續經營基準予以檢討。會計估計之修訂倘若僅影響估計作出修訂之期間，則於作出修訂之期間內確認，或倘若修訂影響本期間及未來期間，則於修訂期間及未來期間內確認。

估計不明朗因素之主要來源

以下為於報告期末對有關未來之主要假設及不明朗因素估計之其他主要來源，可能存在重大風險導致須對下一個財政年度之資產及負債賬面金額作出重大調整。

商譽之估計減值

本集團至少每年進行一次商譽減值測試，當中須估計已獲分配商譽之現金產生單位之使用價值。於估計使用價值時，本集團須估計現金產生單位之預計未來現金流量，並選擇適當貼現率，以計算該等現金流量之現值。於二零二一年十二月三十一日，商譽之賬面金額為3,900,000港元（扣除減值虧損撥備2,342,000港元）（二零二零年十二月三十一日：3,900,000港元（扣除減值虧損撥備））。有關計算可收回金額之詳情於綜合財務報表附註21披露。

Notes to the Consolidated Financial Statements

綜合財務報表附註

For the year ended 31 December 2021

截至二零二一年十二月三十一日止年度

4. CRITICAL ACCOUNTING JUDGEMENTS AND KEY SOURCES OF ESTIMATION UNCERTAINTY (CONTINUED)

Key sources of estimation uncertainty (Continued)

Determination of impairment loss event and estimated impairment of trade and other receivables

The Group uses provision matrix to calculate ECL for the trade and other receivables. The provision rates are based on past-due status of debtors as groupings of various debtors on this basis demonstrate similar loss patterns with shared credit risk characteristics. The provision matrix is based on the Group's historical default rates taking into consideration forward-looking information that is reasonable and supportable available without undue costs or effort. At every reporting date, the historical observed default rates are reassessed and changes in the forward-looking information are considered. In addition, trade and other receivables with significant balances and credit impaired are assessed for ECL individually.

The provision of ECL is sensitive to changes in estimates. Where the actual future cash flows are less than expected, a material impairment loss may arise. As at 31 December 2021, the carrying amount of trade receivables is HK\$168,323,000, net of allowance for ECL of HK\$1,046,000 (31 December 2020: HK\$159,574,000, net of allowance for ECL of HK\$1,708,000).

Fair value measurements of financial instruments

As at 31 December 2021, certain of the Group's financial assets (including financial assets at FVTPL and financial assets at FVTOCI) are measured at fair value with fair value being determined based on significant unobservable inputs using valuation techniques. Judgement and estimation are required in establishing the relevant valuation techniques and the relevant inputs thereof. Changes in assumptions relating to these factors could result in material adjustments to the fair value of these instruments. Details of the fair value measurement are disclosed in note 6 to the consolidated financial statements.

4. 關鍵會計判斷及估計不明朗因素之主要來源(續)

估計不明朗因素之主要來源(續)

釐定減值虧損事項及估計應收貿易賬款及其他應收款項之減值

本集團採用撥備矩陣計算應收貿易賬款及其他應收款項之預期信貸虧損。透過按照此基準將具有類似虧損模式且有共同信貸風險特性之不同債務人歸類，以債務人逾期狀況計算撥備率。撥備矩陣乃基於本集團之歷史違約率，並考慮合理且可支持之前瞻性資料，減少不必要之成本及努力。於各報告日期，可觀察之歷史違約率會重新評估，並考慮前瞻性資料之變動。此外，結餘重大或具有信用減值之應收貿易賬款及其他應收款項將個別評估預期信貸虧損。

預期信貸虧損撥備對估計變動尤為敏感。倘實際未來現金流低於預期，則可能產生重大減值虧損。於二零二一年十二月三十一日，應收貿易賬款之賬面金額為168,323,000港元，已扣除預期信貸虧損撥備1,046,000港元(二零二零年十二月三十一日：159,574,000港元，已扣除預期信貸虧損撥備1,708,000港元)。

財務工具之公平值計量

於二零二一年十二月三十一日，本集團若干財務資產(包括按公平值透過損益列賬之財務資產及按公平值透過其他全面收益列賬之財務資產)按公平值計量，而該公平值乃根據使用估值技術之主要不可觀測輸入數據釐定。於確定相關估值技術及其相關輸入數據時須使用判斷及估計。倘有關該等因素之假設有所變動，則可能導致對該等工具之公平值作出重大調整。公平值計量之詳情於綜合財務報表附註6披露。

Notes to the Consolidated Financial Statements

綜合財務報表附註

For the year ended 31 December 2021
截至二零二一年十二月三十一日止年度

4. CRITICAL ACCOUNTING JUDGEMENTS AND KEY SOURCES OF ESTIMATION UNCERTAINTY (CONTINUED)

Key sources of estimation uncertainty (Continued)

Estimated impairment of intangible assets, property, plant and equipment and right of use assets

Being part of the principal activities, the Group acquired certain license fees and capitalised development cost relating to the development of pharmaceutical products, since these costs meet the recognition criteria of HKAS 38. The Group reviews the carrying amount of all intangible assets held at the end of the reporting period and HK\$230,509,000 (2020: HK\$3,840,000) impairment was considered necessary for these assets.

As at 31 December 2021, in view of impairment indicators, the Group performed impairment assessment on property, plant and equipment approximately (excluding right-of-use assets) HK\$532,289,000 (31 December 2020: HK\$573,359,000) and right-of-use assets approximately HK\$155,976,000 (31 December 2020: HK\$151,193,000) respectively. No impairment losses in respect of property, plant and equipment and right-of-use assets have been recognised for both years ended 31 December 2021 and 2020.

Depreciation

The Group's net carrying amount of property, plant and equipment (excluding right-of-use assets) as at 31 December 2021 was approximately HK\$532,289,000 (31 December 2020: approximately HK\$573,359,000). The Group depreciates the property, plant and equipment, using the straight-line method, at the rate 5% to 33% per annum, commencing from the date the assets is placed into productive use. The estimated useful lives and dates that the Group places the assets into productive use reflect the directors' estimate of the periods that the Group intends to derive future economic benefits from the use of the assets.

4. 關鍵會計判斷及估計不明朗因素之主要來源(續)

估計不明朗因素之主要來源(續)

無形資產、物業、廠房及設備以及使用權資產之估計減值

作為主要業務一部分，本集團收取若干與開發藥品有關之專利費及資本化開發成本，因為該等成本符合香港會計準則第38號之確認條件。本集團於報告期末對所持有之全部無形資產之賬面金額進行審閱，且認為須對該等資產減值230,509,000港元(二零二零年：3,840,000港元)。

於二零二一年十二月三十一日，就減值指標而言，本集團分別對物業、廠房及設備約(不包括使用權資產)532,289,000港元(二零二零年十二月三十一日：573,359,000港元)及使用權資產約155,976,000港元(二零二零年十二月三十一日：151,193,000港元)進行減值評估。截至二零二一年及二零二零年十二月三十一日止年度，物業、廠房及設備以及使用權資產並無確認減值虧損。

折舊

於二零二一年十二月三十一日，本集團物業、廠房及設備(不包括使用權資產)之賬面淨額約為532,289,000港元(二零二零年十二月三十一日：約573,359,000港元)。從資產投入生產使用當日起，本集團採用直線法按每年5%至33%之比例對物業、廠房及設備進行折舊。本集團將資產投入生產使用之估計可使用年期和日期反映了董事對本集團擬從資產使用中獲得未來經濟利益之期間之估計。

Notes to the Consolidated Financial Statements

綜合財務報表附註

For the year ended 31 December 2021

截至二零二一年十二月三十一日止年度

4. CRITICAL ACCOUNTING JUDGEMENTS AND KEY SOURCES OF ESTIMATION UNCERTAINTY (CONTINUED)

Key sources of estimation uncertainty (Continued)

Share-based payments

The Group recognises share-based payments expense on options granted. Share-based payments expense is based on the estimated fair value of each option at its grant date, the estimation of which requires the directors to make assumptions about future volatility of the Group's stock price, future interest rates and the timing with respect to exercise of the options. The effects of a change in one or more of these variables could result in a materially different fair value. The fair value of the share options granted during the year was estimated at HK\$4,605,000 (2020: HK\$9,225,000) and the amount associated with share-based payments for the year ended 31 December 2021 is HK\$16,888,000 (2020: HK\$17,442,000).

Income taxes

The Group is subject to income taxes in a number of jurisdictions. Significant judgement is required in determining the provision for income taxes in various jurisdictions. There are many transactions and calculations for which the ultimate tax determination is uncertain. The Group recognises liabilities for anticipated tax audit issues based on estimates of whether additional taxes will be due. Where the final tax outcome of these matters is different from the amounts that were initially recorded, such differences will impact the current and deferred income tax assets and liabilities in the period in which such determination is made.

4. 關鍵會計判斷及估計不明朗因素之主要來源(續)

估計不明朗因素之主要來源(續)

以股份支付之款項

本集團就授出之購股權確認以股份支付之款項。以股份支付之款項乃根據各購股權於其授出日期之估計公平值計算，董事須就該估計對有關本集團股價之日後波幅、未來利率及有關行使購股權之時間作出假設。一項或以上該等變數之變動所帶來之影響可能令公平值出現重大差異。年內已授出之購股權之公平值估計為4,605,000港元(二零二零年：9,225,000港元)，而截至二零二一年十二月三十一日止年度與以股份支付之款項有關之金額為16,888,000港元(二零二零年：17,442,000港元)。

所得稅

本集團須於多個司法權區繳納所得稅。於釐定不同司法權區所得稅撥備時，須作出重大判斷。若干交易和計算所涉及之最終稅項釐定並不確定。本集團根據對是否須繳納額外稅項之估計就預期稅項審計項目確認負債。倘此等事項之最終稅項結果與最初記錄之金額不同，該等差額將影響作出此等釐定期間之即期及遞延所得稅資產及負債。

Notes to the Consolidated Financial Statements

綜合財務報表附註

For the year ended 31 December 2021
截至二零二一年十二月三十一日止年度

5. CAPITAL RISK MANAGEMENT

The Group manages its capital to ensure that entities in the Group will be able to continue as a going concern while maximising the return to owners of the Company through the optimisation of the debt and equity balance. The Group's overall strategy remains unchanged from prior year.

The capital structure of the Group consists of net debt (which includes borrowings and lease liabilities net of cash and cash equivalents) and equity attributable to the owners of the Company (comprising issued share capital, share premium, reserves and retained profits).

Gearing ratio

The gearing ratio at end of the reporting period was as follows:

		2021 二零二一年 HK\$'000 千港元	2020 二零二零年 HK\$'000 千港元
Debt (Note a)	債務(附註a)	267,138	156,707
Cash and cash equivalents	現金及現金等值	(277,529)	(375,199)
Net debt	債務淨額	(10,391)	(218,492)
Equity (Note b)	權益(附註b)	2,464,578	2,149,795
Net debt to equity ratio	淨負債與權益之比率	N/A 不適用	N/A 不適用

Notes:

- Debts are defined as bank borrowings and lease liabilities as described in notes 32 and 33 to the consolidated financial statements.
- Equity includes all capital and reserves attributable to the owners of the Company.

5. 資本風險管理

本集團進行資本管理，以確保本集團之實體能夠持續經營，同時通過優化債務及權益結餘使本公司擁有人回報最大化。由去年至今，本集團之整體策略保持不變。

本集團之資本結構包括債務淨額(包括借款及租賃負債扣除現金及現金等值)及本公司擁有人應佔權益(包括已發行股本、股份溢價、儲備及保留溢利)。

資產負債比率

於報告期末之資產負債比率如下：

附註：

- 債務定義為綜合財務報表內附註32及33所述之銀行借款以及租賃負債。
- 權益包括本公司擁有人應佔之所有資本及儲備。

Notes to the Consolidated Financial Statements

綜合財務報表附註

For the year ended 31 December 2021

截至二零二一年十二月三十一日止年度

6. FINANCIAL RISK MANAGEMENT

Categories of financial instruments

		2021 二零二一年 HK\$'000 千港元	2020 二零二零年 HK\$'000 千港元
Financial assets	財務資產		
At FVTPL	按公平值透過損益列賬	30,480	38,050
At FVTOCI	按公平值透過其他全面收益列賬	1,006,717	377,584
At amortised cost	按攤銷成本列賬	480,857	716,231
		1,518,054	1,131,865
Financial liabilities	財務負債		
At amortised cost	按攤銷成本列賬	1,036,226	870,444

Financial risk management objectives

The Group's corporate treasury function provides services to the business units, co-ordinates access to domestic and international financial markets, monitors and manages the financial risks relating to the operations of the Group through internal risk reports which analyse exposures by degree and magnitude of risks. These risks include market risk (including foreign currency risk, interest rate risk, and other price risk), credit risk and liquidity risk.

The Group seeks to minimise the effects of these risks and may use derivative financial instruments to hedge risk exposures. The use of financial derivatives is governed by the Group's policies approved by the board of directors, which provide written principles on foreign exchange risk, interest rate risk, credit risk, the use of financial derivatives and non-derivative financial instruments, and the investment of excess liquidity. The Group does not enter into or trade derivative financial instruments for speculative purposes.

There has been no change to the types of the Group's exposure in respect of financial instruments or the manner in which it manages and measures the risks.

6. 財務風險管理

財務工具類別

財務風險管理目標

本集團企業理財職能為業務單位提供服務，協調進入國內及國際金融市場，透過內部風險報告（其按風險之程度及範圍分析風險）監察及管理與本集團營運有關之財務風險。此等風險包括市場風險（包括外幣風險、利率風險及其他價格風險）、信貸風險及流動資金風險。

本集團可透過使用衍生財務工具對沖風險，以尋求將此等風險之影響最小化。財務衍生工具之使用受經董事會批准之本集團政策所監管，該等政策提供外匯風險、利率風險、信貸風險、使用財務衍生工具與非衍生財務工具，以及投資多餘之流動資金之書面原則。本集團並無訂立或買賣衍生財務工具作投機用途。

本集團有關財務工具之風險之類型或本集團管理及計量有關風險之方法並無變動。

Notes to the Consolidated Financial Statements

綜合財務報表附註

For the year ended 31 December 2021
截至二零二一年十二月三十一日止年度

6. FINANCIAL RISK MANAGEMENT (CONTINUED)

Market risk management

The Group's activities expose it primarily to the financial risks of changes in foreign currency exchange rates, interest rates and other price. The Group may enter into foreign currency forward contracts to hedge the exchange rate risk arising on foreign currency purchase.

Market risk exposures are measured using sensitivity analysis.

There has been no change to the Group's exposure to market risks or the manner in which these risks are managed and measured.

Foreign currency risk management

The Group undertakes transactions denominated in foreign currencies; consequently, exposures to exchange rate fluctuations arise.

The carrying amounts of the Group's foreign currency denominated monetary assets and monetary liabilities at the end of the reporting period are as follows:

		Assets 資產		Liabilities 負債	
		2021 二零二一年 HK\$'000 千港元	2020 二零二零年 HK\$'000 千港元	2021 二零二一年 HK\$'000 千港元	2020 二零二零年 HK\$'000 千港元
Renminbi ("RMB")	人民幣	388,040	465,125	387,045	392,613
United States Dollars ("US\$")	美元	64,942	147,730	190,642	187,243
Euro ("EUR")	歐元	535	800	41,967	68,992
Pound Sterling ("GBP")	英鎊	3	3	-	-
New Taiwan Dollars ("NTD")	新台幣	814	1,502	866	1,022
Japanese Yen ("JPY")	日圓	(49)	-	11,433	-
		454,285	614,800	631,953	649,869

6. 財務風險管理(續)

市場風險管理

本集團業務面臨之主要財務風險為外幣匯率、利率及其他價格之變動。本集團可訂立外幣遠期合約以對沖購買外幣所產生之匯率風險。

市場風險以敏感度分析計量。

本集團面對市場風險或管理及計量此等風險之方法並無變動。

外幣風險管理

本集團進行以外幣定值之交易；因此，匯率浮動風險產生。

本集團於報告期末以外幣定值之貨幣資產及貨幣負債之賬面金額如下：

Notes to the Consolidated Financial Statements

綜合財務報表附註

For the year ended 31 December 2021

截至二零二一年十二月三十一日止年度

6. FINANCIAL RISK MANAGEMENT (CONTINUED)

Market risk management (Continued)

Foreign currency risk sensitivity analysis

The following table details the Group's sensitivity to a 5% (2020: 5%) increase in the relevant foreign currencies against HK\$. The sensitivity analysis includes only outstanding foreign currency denominated monetary items and adjusted their translation at the period end for a 5% change in foreign currency rates. A positive number indicates an increase in profit or equity whereas a number in bracket indicates a decrease in profit or equity. For a 5% (2020: 5%) decrease in the relevant foreign currencies against HK\$, there would be an equal and opposite impact on the profit or equity.

		Profit or loss 損益		Other comprehensive income 其他全面收益	
		2021 二零二一年 HK\$'000 千港元	2020 二零二零年 HK\$'000 千港元	2021 二零二一年 HK\$'000 千港元	2020 二零二零年 HK\$'000 千港元
RMB	人民幣	(4,943)	(4,665)	4,491	7,576
US\$	美元	(6,441)	(2,302)	156	309
EUR	歐元	(2,072)	(3,410)	-	-
NTD	新台幣	(1)	(1)	(2)	25
JPY	日圓	(574)	-	-	-
		(14,031)	(10,378)	4,645	7,910

In the management's opinion, the sensitivity analysis is unrepresentative of the inherent foreign exchange risk as the year end exposure does not reflect the exposure during the year.

Interest rate risk management

The Group is exposed to interest rate risk because entities in the Group borrow funds at floating and fixed interest rates. The Group currently does not have any interest rate hedging policy. However, the management monitors interest rate exposure periodically.

6. 財務風險管理(續)

市場風險管理(續)

外幣風險敏感度分析

下表詳述本集團就相關外幣兌港元之匯率上升5%(二零二零年:5%)之敏感度分析。敏感度分析僅包括以外幣定值之尚未償還貨幣項目,並以外幣兌換率變動5%對其期末換算作調整。正數顯示溢利或權益之增加,而括號數則顯示溢利或權益減少。若相關外幣兌港元之匯率減少5%(二零二零年:5%),則將對溢利或權益產生相同數額但相反之影響。

管理層認為,敏感度分析並未能代表固有外匯風險,乃由於年終風險並不反映年內風險。

利率風險管理

由於本集團實體以浮動及固定利率借取資金,故本集團須面對利率風險。本集團現時並無制定任何利率對沖政策。然而,管理層會定期監察利率風險。

Notes to the Consolidated Financial Statements

綜合財務報表附註

For the year ended 31 December 2021

截至二零二一年十二月三十一日止年度

6. FINANCIAL RISK MANAGEMENT (CONTINUED)

Market risk management (Continued)

Interest rate sensitivity analysis

The sensitivity analysis below has been determined based on the exposure to interest rates for both derivative and non-derivative instruments at the end of the reporting period. For floating rate liabilities, the analysis is prepared assuming the amount of the liability outstanding at the end of the reporting period was outstanding for the whole year. A 50 basis points (2020: 50 basis points) increase or decrease in variable-rate borrowings is used when reporting interest rate risk internally to key management personnel and represents management's assessment of the reasonably possible change in interest rates. Bank balances are excluded from sensitivity analysis as the directors of the Company consider that the exposure of cash flow rate risk from variable-rate bank balances is insignificant.

If interest rates had been 50 basis points (2020: 50 basis points) higher/lower and all other variables were held constant, the Group's pre-tax profit for the year ended 31 December 2021 would decrease/increase by HK\$1,233,000 (2020: decrease/increase by HK\$707,000). This is mainly attributable to the Group's exposure to interest rates on its variable-rate borrowings.

Other price risk

The Group is exposed to equity price risk mainly through its investment in financial assets measured at FVTPL and FVTOCI with the underlying assets are equity securities. The Group's equity price risk is mainly concentrated on entities operating in biopharmaceutical industry which are either listed in Nasdaq Capital Market® or Hong Kong or unlisted.

Other price risk sensitivity analysis

The sensitivity analysis below has been determined based on the exposure to equity price risk at the end of the reporting period.

For the year ended 31 December 2021, if the price of the equity instruments had been 5% (2020: 5%) higher/lower, the Group's pre-tax profit would increase by HK\$268,000 (2020: HK\$1,593,000) or decrease by HK\$262,000 (2020: HK\$1,589,000) as a result of the changes in fair value of financial assets at FVTPL, while the other comprehensive income would increase/decrease by HK\$47,012,000 (2020: increase/decrease by HK\$14,774,000) as a result of the changes in fair value of financial assets at FVTOCI.

6. 財務風險管理(續)

市場風險管理(續)

利率敏感度分析

下文所載敏感度分析乃按於報告期末衍生工具及非衍生工具之利率風險釐定。就浮息負債而言，此項分析仍假設於報告期末未償還負債金額於整個年度均未償還而編製。向主要管理人員內部匯報利率風險時，利用可變利息借款增減50個基點(二零二零年：50個基點)，代表管理層對利率之合理潛在變動作出之評估。銀行結餘乃撇除於敏感度分析，因本公司董事認為浮息銀行結餘引致之現金流風險甚微。

倘利率上調/下調50個基點(二零二零年：50個基點)，而所有其他變數維持不變，本集團於截至二零二一年十二月三十一日止年度之稅前溢利將減少/增加1,233,000港元(二零二零年：減少/增加707,000港元)，主要原因為本集團就其變動息率借款承受利率風險。

其他價格風險

本集團主要通過其於按公平值透過損益及按公平值透過其他全面收益列賬計量之財務資產(其中相關資產為股本證券)之投資而承受股本價格風險。本集團之股本價格風險主要集中於在生物製藥行業營運之實體，而該等實體在納斯達克資本市場®或香港上市或並無上市。

其他價格風險敏感度分析

以下敏感度分析乃根據於報告期末之股本價格風險承擔而釐定。

截至二零二一年十二月三十一日止年度，倘若股本工具價格上升/下降5%(二零二零年：5%)，本集團之稅前溢利將增加268,000港元(二零二零年：1,593,000港元)或減少262,000港元(二零二零年：1,589,000港元)，此乃按公平值透過損益列賬之財務資產公平值之變動所致，而其他全面收益將增加/減少47,012,000港元(二零二零年：增加/減少14,774,000港元)，此乃按公平值透過其他全面收益列賬之財務資產公平值之變動所致。

Notes to the Consolidated Financial Statements

綜合財務報表附註

For the year ended 31 December 2021

截至二零二一年十二月三十一日止年度

6. FINANCIAL RISK MANAGEMENT (CONTINUED)

Credit risk management

As at 31 December 2021, the Group's maximum exposure to credit risk which will cause a financial loss to the Group due to failure to discharge an obligation by counterparties is the carrying amount of each financial asset as stated in the consolidated statement of financial position.

In order to minimise the credit risk, the management of the Group has delegated a team responsible for determination of credit limits, credit approvals and other monitoring procedures to ensure that follow-up action is taken to recover overdue debts. In addition, the Group reviews the recoverable amount of each individual trade debt at the end of the reporting period to ensure that adequate ECL provision are made for irrecoverable amounts. In this regard, the directors of the Company consider that the Group's credit risk is significantly reduced.

The Group's credit risk exposure is spread over a number of counterparties and customers. Hence, it has no significant concentration of credit risk by single counterparty. Ongoing credit evaluation is performed on the financial condition of receivables.

The credit risk on liquid funds is limited because the counterparties are banks with high credit ratings.

The Group does not hold any collateral or other credit enhancements to cover its credit risks associated with its financial assets.

6. 財務風險管理(續)

信貸風險管理

於二零二一年十二月三十一日，本集團所面對之最大信貸風險(其可能由於對方未能履行責任導致本集團產生財務虧損)乃來自各財務資產之賬面金額(誠如綜合財務狀況表所呈列)。

為將信貸風險減至最低，管理層已委派一支團隊負責釐定信貸限額、信貸批准及其他監察程序，以確保可採取跟進措施以收回逾期債務。此外，本集團於報告期末審閱各項個別貿易債務之可收回金額，以確保就不可收回金額計提足夠之預期信貸虧損撥備。就此而言，本公司董事認為本集團之信貸風險已大幅降低。

本集團之信貸風險乃分散於多名對手方及客戶。因此，信貸風險並非主要集中於單一對手方。本集團會就應收款項之財務狀況持續進行信貸評估。

由於對手方均為具有高信用評級之銀行，故流動資金之信貸風險有限。

本集團並無就與其財務資產有關之信貸風險持有任何抵押品或其他信用增級。

Notes to the Consolidated Financial Statements

綜合財務報表附註

For the year ended 31 December 2021

截至二零二一年十二月三十一日止年度

6. FINANCIAL RISK MANAGEMENT (CONTINUED)

Liquidity risk management

Ultimate responsibility for liquidity risk management rests with the board of directors, which has built an appropriate liquidity risk management framework to meet the Group's short, medium and long-term funding and liquidity management requirements. The Group manages liquidity risk by maintaining adequate reserves, banking facilities and reserve borrowing facilities, by continuously monitoring forecast and actual cash flows and matching the maturity profiles of financial assets and liabilities.

Liquidity tables

The following tables detail the Group's remaining contractual maturity for its non-derivative financial liabilities. The tables have been drawn up based on the undiscounted cash flows of financial liabilities based on the earliest date on which the Group can be required to pay. Specifically, bank borrowings with a Repayment on Demand Clause are included in the earliest time band regardless of the probability of the banks choosing to exercise their rights. The maturity dates for other non-derivative financial liabilities are based on the agreed repayment dates.

		Interest rate	On demand or less than 1 year	More than 1 year	Total undiscounted cash flows	Carrying amount
		利率	按要求或少於一年	超過一年	未貼現現金流量總額	賬面金額
		%	HK\$'000	HK\$'000	HK\$'000	HK\$'000
		%	千港元	千港元	千港元	千港元
At 31 December 2021	於二零二一年十二月三十一日					
Non-derivative financial liabilities	非衍生財務負債					
Trade and other payables	應付貿易賬款及其他應付款項	-	617,118	40,000	657,118	657,118
Leases liabilities	租賃負債	1.76-6.00	12,977	7,982	20,959	20,508
Bank borrowings	銀行借款	1.39-3.85	164,745	90,502	255,247	246,630
Retirement benefits	退休福利	3.55-4.54	-	253,899	253,899	111,970
			794,840	392,383	1,187,223	1,036,226
At 31 December 2020	於二零二零年十二月三十一日					
Non-derivative financial liabilities	非衍生財務負債					
Trade and other payables	應付貿易賬款及其他應付款項	-	609,737	-	609,737	609,737
Leases liabilities	租賃負債	2.37-6.00	8,259	7,703	15,962	15,330
Bank borrowings	銀行借款	1.75-3.85	145,113	-	145,113	141,377
Retirement benefits	退休福利	3.32-4.31	-	264,680	264,680	104,000
			763,109	272,383	1,035,492	870,444

6. 財務風險管理(續)

流動資金風險管理

流動資金風險管理之最終責任在於董事會，董事會已建立適當之流動資金風險管理框架，以切合本集團之短期、中期及長期資金供應及流動資金管理要求。本集團透過維持足夠儲備、銀行融資及儲備借貸融資，持續監察預測及實際之現金流量及配對財務資產及負債之到期日概況管理流動資金風險。

流動資金表

下表詳述本集團非衍生財務負債之餘下合約到期日。該等表格乃根據本集團可能須支付之最早日期之財務負債之非貼現現金流量編製。具體而言，附有應要求還款條款之銀行借款計入最早時段，而不論銀行選擇行使其權利之可能性。其他非衍生財務負債之到期日以協議還款日期為準。

Notes to the Consolidated Financial Statements

綜合財務報表附註

For the year ended 31 December 2021

截至二零二一年十二月三十一日止年度

6. FINANCIAL RISK MANAGEMENT (CONTINUED)

Fair value measurements of financial instruments

Some of the Group's financial assets and financial liabilities are measured at fair value at the end of each reporting period. The following table gives information about how the fair values of these financial assets and financial liabilities are determined (in particular, the valuation technique(s) and inputs used).

Financial asset/ Financial liability 財務資產/財務負債	Fair value as at 於下列日期之公平值		Fair value hierarchy 公平值等級	Valuation technique(s) and key input(s) 估值技術及主要輸入數據	Significant unobservable inputs 主要不可觀測輸入數據
	31.12.2021 二零二一年十二月三十一日	31.12.2020 二零二零年十二月三十一日			
Financial assets at fair value through profit or loss 按公平值透過損益列賬之財務資產	Investments in life insurance policies HK\$5,856,000 人壽保險保單投資 5,856,000港元	Investments in life insurance policies HK\$5,191,000 人壽保險保單投資 5,191,000港元	Level 2 第二級	Based on the Cash Value. 基於現金價值。	N/A 不適用
Financial assets at fair value through profit or loss 按公平值透過損益列賬之財務資產	Investments in club debenture HK\$3,768,000 會所會籍債券投資 3,768,000港元	Investments in club debenture HK\$3,200,000 會所會籍債券投資 3,200,000港元	Level 2 第二級	Based on the lowest level of input such as quoted price. 基於輸入數據之最低水平(如報價)。	N/A 不適用
Financial assets at fair value through profit or loss 按公平值透過損益列賬之財務資產	Unlisted warrants HK\$2,288,000 非上市認股權證2,288,000港元	Unlisted warrants HK\$17,776,000 非上市認股權證 17,776,000港元	Level 2 第二級	Note a 附註a	N/A 不適用
Financial assets at fair value through profit loss 按公平值透過損益列賬之財務資產	Convertible notes HK\$2,968,000 可換股票據2,968,000港元	Convertible notes HK\$6,501,000 可換股票據6,501,000港元	Level 2 第二級	Note b 附註b	N/A 不適用
Financial assets at fair value through profit loss 按公平值透過損益列賬之財務資產	Not applicable	Convertible loan HK\$2,239,000 可換股貸款2,239,000港元	Level 3 第三級	Note b 附註b	Not applicable (2020: long-term revenue growth rate ranging from 3% to 25%) (Note d). Not applicable (2020: discount rate of 15.04%) (Note e). 不適用(二零二零年:長期收益增長率介乎3%至25%)(附註d)。 不適用(二零二零年:貼現率15.04%)(附註e)。

6. 財務風險管理(續)

財務工具之公平值計量

本集團若干財務資產及財務負債乃按各報告期末之公平值計量。下表提供如何釐定該等財務資產及財務負債公平值之資料(尤其是所採用之估值技術及輸入數據)。

Notes to the Consolidated Financial Statements

綜合財務報表附註

For the year ended 31 December 2021
截至二零二一年十二月三十一日止年度

6. FINANCIAL RISK MANAGEMENT (CONTINUED)

6. 財務風險管理(續)

Fair value measurements of financial instruments (Continued)

財務工具之公平值計量(續)

Financial asset/ Financial liability 財務資產/財務負債	Fair value as at 於下列日期之公平值		Fair value hierarchy 公平值等級	Valuation technique(s) and key input(s) 估值技術及主要輸入數據	Significant unobservable inputs 主要不可觀測輸入數據
	31.12.2021 二零二一年十二月三十一日	31.12.2020 二零二零年十二月三十一日			
Financial assets at fair value through profit or loss	Convertible note HK\$15,600,000	Not applicable	Level 3	Note c	Enterprise value to sales multiple of 4.14 (2020: not applicable) (Note f). Discount rate of 10.9% (2020: not applicable) (Note g). 市售率4.14(二零二零年:不適用)(附註f) 貼現率10.9%(二零二零年:不適用)(附註g)
按公平值透過損益列賬之財務資產	可換股票據 15,600,000港元	不適用	第三級	附註c	
Financial assets at fair value through profit or loss	Unlisted warrants HK\$Nil (Note h)	Unlisted warrants HK\$3,143,000	Level 3	Note a	Not applicable (2020: long-term revenue growth rate ranging from -80% to 264%) (Note d). Not applicable (2020: discount rate of 14.73%) (Note e).
按公平值透過損益列賬之財務資產	非上市認股權證零港元 (附註h)	非上市認股權證3,143,000 港元	第三級	附註a	不適用(二零二零年:長期收益增長率介乎-80%至264%)(附註d)。 不適用(二零二零年:貼現率14.73%)(附註e)。
Financial assets at fair value through profit or loss	Unlisted warrants HK\$Nil	Not applicable	Level 3	Note a	Enterprise value to sales multiple of 4.14 (2020: not applicable) (Note f).
按公平值透過損益列賬之財務資產	非上市認股權證零港元	不適用	第三級	附註a	市售率4.14(二零二零年:不適用)(附註f)。
Financial assets at fair value through other comprehensive income	Listed equity securities (both Hong Kong and overseas) HK\$861,305,000	Listed overseas equity securities HK\$208,287,000	Level 1	Quoted bid prices in an active market.	N/A
按公平值透過其他全面收益列賬之財務資產	上市股本證券(香港及海外) 861,305,000港元	海外上市股本證券 208,287,000港元	第一級	於活躍市場所報之買入價。	不適用
Financial assets at fair value through other comprehensive income	Unlisted partnership investment HK\$66,472,000	Unlisted partnership investment HK\$82,098,000	Level 3	Based on the net asset value with reference to the prices of underlying investment portfolio quoted by fund administrator.	The fair values estimated with reference to the latest private/market transaction.
按公平值透過其他全面收益列賬之財務資產	非上市合夥投資 66,472,000港元	非上市合夥投資 82,098,000港元	第三級	基於資產淨值(參考基金管理人 所報之相關投資組合價格)。	公平值乃參考最近期私人/市場 交易進行估計。

Notes to the Consolidated Financial Statements

綜合財務報表附註

For the year ended 31 December 2021

截至二零二一年十二月三十一日止年度

6. FINANCIAL RISK MANAGEMENT (CONTINUED)

6. 財務風險管理(續)

Fair value measurements of financial instruments (Continued)

財務工具之公平值計量(續)

Financial asset/ Financial liability 財務資產/財務負債	Fair value as at 於下列日期之公平值		Fair value hierarchy 公平值等級	Valuation technique(s) and key input(s) 估值技術及主要輸入數據	Significant unobservable inputs 主要不可觀測輸入數據
	31.12.2021 二零二一年十二月三十一日	31.12.2020 二零二零年十二月三十一日			
Financial assets at fair value through other comprehensive income 按公平值透過其他全面收益列賬之財務資產	Unlisted equity securities HK\$78,940,000	Unlisted equity securities HK\$87,199,000	Level 3 第三級	Income approach, the discounted cash flow method was used to capture the present value of the expected future economic benefits to be derived from the ownership of this investee, based on an appropriate discount rate. 收入法—使用貼現現金流量法以根據適當之貼現率計算從該被投資方之所有權獲得之預期未來經濟利益之現值。	Long-term revenue growth rate ranging from 3% to 251% (2020: -80% to 263%) (Note d). Discount rate of 15.11% (2020: 14.62% to 15.04%) (Note e). 長期收益增長率介乎3%至251% (二零二零年: -80%至263%) (附註d)。 貼現率15.11%(二零二零年: 14.62%至15.04%)(附註e)。
Financial assets at fair value through other comprehensive income 按公平值透過其他全面收益列賬之財務資產	Unlisted equity securities HK\$Nil	Unlisted equity securities HK\$Nil	Level 3 第三級	Note h 附註h	N/A 不適用

Notes to the Consolidated Financial Statements

綜合財務報表附註

For the year ended 31 December 2021
截至二零二一年十二月三十一日止年度

6. FINANCIAL RISK MANAGEMENT (CONTINUED)

Fair value measurements of financial instruments (Continued)

Notes:

- a. Binomial Model was used by applying discrete timestep lattice model of the varying price over time of the underlying financial instruments which based on the exercise price, time to expiration, risk free rate and stock price as quoted in active market (for fair value measurement within Level 2) or as determined by Income approach or Market approach (for fair value measurement within Level 3).
- b. Partial differential equation, especially the Crank-Nicolson finite-difference method, was used by applying discount rate, volatility level and underlying stock price as quoted in active market (for fair value measurement within Level 2) or as determined by Income approach (for fair value measurement within Level 3).
- c. Binomial Model was used by applying the discount rate and the underlying stock price determined by Market Approach. With call option exercise price being deep out of money which implies the convertible note is effectively a straight debt instrument.
- d. Long-term revenue growth rate was determined by taking into account of management's experience and knowledge of market conditions of the specific industries. Increase in long-term revenue growth rate would result in an increase in fair value measurement, and vice versa.
- e. Discount rate was estimated by considering the weighted average cost of capital determined by using a Capital Asset Pricing Model. Decrease in discount rate would result in an increase in fair value measurement, and vice versa.
- f. Enterprise value to sales was estimated by considering companies operating in similar industries to the investee. Increase in enterprise value to sales would result in an increase in fair value measurements, and vice versa.
- g. Discount rate was estimated by considering corporate bonds with similar grading. Decrease in discount rate would result in an increase in fair value measurements, and vice versa.
- h. The underlying investees are under liquidation and no accounting records are available for fair value estimation. As a result, the management assessed the fair value is approximately HK\$Nil.

There were no transfers between Levels 1 and 2 in the current year.

6. 財務風險管理(續)

財務工具之公平值計量(續)

附註：

- a. 二項式模型乃透過應用相關財務工具價格隨時間而有所不同之離散時間點陣模型(以行使價、到期時間、無風險利率及按活躍市場所報(就第二級公平值計量而言)或按收入法或市場法釐定(就第三級公平值計量而言)之股價為基礎)使用。
- b. 偏微分方程式(特別是Crank-Nicolson有限差分法)應用貼現率、波幅水平及活躍市場所報(就第二級公平值計量而言)或按收入法釐定(就第三級公平值計量而言)之相關股價。
- c. 二項式模型乃透過應用貼現率及按市場法釐定之相關股價使用。由於看漲期權的行權價格嚴重不足，這意味着可轉換票據實際上是一種直接債務工具。
- d. 長期收益增長率經考慮管理層之特定行業市況經驗及知識釐定。長期收益增長率上升將導致公平值計量增加，反之亦然。
- e. 貼現率經考慮使用資本資產定價模型釐定的加權平均資本成本估計。貼現率下降將導致公平值計量增加，反之亦然。
- f. 市售率經考慮經營與被投資方行業相若的公司估計。市售率上升將導致公平值計量增加，反之亦然。
- g. 貼現率經考慮評級相若的公司債券估計。貼現率下跌將導致公平值計量增加，反之亦然。
- h. 相關被投資方正在清算中，沒有會計記錄可用於估算其公平值。因此，管理層評定其公平值約為零港元。

於本年度，第一級與第二級之間並無轉撥。

Notes to the Consolidated Financial Statements

綜合財務報表附註

For the year ended 31 December 2021

截至二零二一年十二月三十一日止年度

6. FINANCIAL RISK MANAGEMENT (CONTINUED)

6. 財務風險管理(續)

Reconciliation of Level 3 fair value measurements

第三級公平值計量之對賬

		Financial assets (liabilities) 財務資產(負債)				
		At FVTPL – Unlisted warrants 按公平值透過 損益列賬 – 非上市 認股權證 HK\$'000 千港元	At FVTPL – Convertible loan 按公平值透過 損益列賬 – 可換股貸款 HK\$'000 千港元	At FVTOCI – Unlisted equity securities 按公平值透過 其他全面 收益列賬 – 非上市股本證券 HK\$'000 千港元	At FVTOCI – Unlisted partnership investment 按公平值透過 其他全面 收益列賬 – 非上市合夥投資 HK\$'000 千港元	Derivative financial liabilities 衍生 財務負債 HK\$'000 千港元
Year ended 31 December 2021	截至二零二一年十二月三十一日止年度					
Opening balance	期初結餘	3,143	2,239	87,199	82,098	-
Additions	新增	-	17,643	114	10,613	-
Conversion	轉換	-	(3,386)	3,386	-	-
Total gains (losses):	總收益(虧損):					
- in profit or loss	- 於損益	(3,143)	(896)	-	-	-
- in other comprehensive income	- 於其他全面收益	-	-	(11,759)	(26,239)	-
Closing balance	期終結餘	-	15,600	78,940	66,472	-
Year ended 31 December 2020	截至二零二零年十二月三十一日止年度					
Opening balance	期初結餘	1,062	-	60,377	75,950	(80,085)
Additions	新增	1	1,269	7,750	11,233	-
Total gains (losses):	總收益(虧損):					
- in profit or loss	- 於損益	2,080	970	-	-	(3,502)
- in other comprehensive income	- 於其他全面收益	-	-	19,072	(5,085)	-
Disposal of subsidiaries (Note 45)	出售附屬公司(附註45)	-	-	-	-	83,587
Closing balance	期終結餘	3,143	2,239	87,199	82,098	-

Notes to the Consolidated Financial Statements

綜合財務報表附註

For the year ended 31 December 2021
截至二零二一年十二月三十一日止年度

6. FINANCIAL RISK MANAGEMENT (CONTINUED)

Reconciliation of Level 3 fair value measurements (Continued)

Of the total gains or losses for the year included in profit or loss:

- there are HK\$4,139,000 loss (2020: HK\$3,050,000 gain) and HK\$Nil (2020: HK\$3,502,000 loss) related to financial assets at FVTPL and derivative financial liabilities respectively recognised under "other gains and losses, net".

Included in other comprehensive income is HK\$37,998,000 loss (2020: net HK\$13,987,000 gain) related to unlisted equity securities classified as financial assets at FVTOCI held at the end of the reporting period and is reported as changes of "investments revaluation reserve".

6. 財務風險管理(續)

第三級公平值計量之對賬(續)

計入損益之年內收益或虧損總額：

- 於「其他收益及虧損淨額」項下確認有關按公平值透過損益列賬之財務資產及衍生財務負債分別為4,139,000港元虧損(二零二零年：3,050,000港元收益)及零港元(二零二零年：3,502,000港元虧損)。

計入其他全面收益內與於報告期末持有並以按公平值透過其他全面收益列賬之財務資產分類之非上市股本證券有關金額為37,998,000港元虧損(二零二零年：13,987,000港元收益淨額)，並作為「投資重估儲備」變動呈報。

Notes to the Consolidated Financial Statements

綜合財務報表附註

For the year ended 31 December 2021

截至二零二一年十二月三十一日止年度

7. REVENUE

Revenue represents the net amounts received and receivable for goods sold by the Group to outside customers during the year which is recognised at a point in time.

8. SEGMENT INFORMATION

Information reported to the Chairman of the Company, being the chief operating decision maker, for the purpose of resources allocation and assessment of segment performance focuses on the types of goods delivered.

During the year, the Group commenced the business in generic products after obtaining the approval for manufacturing and marketing the generic products from the relevant authority, and it has been aggregated into the proprietary segments for reporting.

Specifically, the Group's reportable segments under HKFRS 8 are as follows:

Proprietary and generic products	– Manufacturing and sales of self-developed and generic pharmaceutical products
Licensed-in products	– Trading of licensed-in pharmaceutical products

7. 收益

收益指於某個時間點確認之年內本集團向外部客戶出售貨品之已收及應收款項淨額。

8. 分部資料

向本公司主席(即主要經營決策者)呈報以供分配資源及評估分部表現之資料側重於所交付貨品之類型。

於本年度內，本集團於獲得有關當局批准製造及營銷仿製產品後開展仿製產品業務，並就呈報目的將其匯入專利分部。

具體而言，根據香港財務報告準則第8號，本集團之可呈報分部如下：

專利及仿製產品	– 製造及銷售自行研發及仿製之藥品
引進產品	– 買賣引進之藥品

Notes to the Consolidated Financial Statements

綜合財務報表附註

For the year ended 31 December 2021

截至二零二一年十二月三十一日止年度

8. SEGMENT INFORMATION (CONTINUED)

Segment revenue and results

The following is an analysis of the Group's revenue and results by reportable segments:

8. 分部資料(續)

分部收益及業績

以下為按可呈報分部劃分之本集團收益及業績分析：

		Proprietary and generic products 專利及仿製產品		Licensed-in products 引進產品		Consolidated 綜合	
		2021 二零二一年 HK\$'000 千港元	2020 二零二零年 HK\$'000 千港元	2021 二零二一年 HK\$'000 千港元	2020 二零二零年 HK\$'000 千港元	2021 二零二一年 HK\$'000 千港元	2020 二零二零年 HK\$'000 千港元
Segment revenue	分部收益	517,022	538,765	749,135	677,951	1,266,157	1,216,716
Segment operating results	分部經營業績	220,706	239,931	95,065	192,133	315,771	432,064
Research and development expenses	研究及開發費用	(82,932)	(57,093)	(160,903)	(146,201)	(243,835)	(203,294)
Impairment of intangible assets	無形資產減值	(43,523)	-	(186,986)	(3,840)	(230,509)	(3,840)
Impairment of goodwill	商譽減值	-	-	-	(2,342)	-	(2,342)
Write-off of intangible assets	撤銷無形資產	(357)	-	-	-	(357)	-
Segment results	分部業績	93,894	182,838	(252,824)	42,092	(158,930)	224,930
Gain on disposal of subsidiaries, net (Note 45)	出售附屬公司之收益淨額(附註45)					-	157,345
Gain (loss) on deemed disposal of interest in associates (Note 22(ii))	視為出售聯營公司權益之收益(虧損)(附註22(ii))					2,321,626	(180,923)
Unallocated income	未分配收入					14,326	12,717
Unallocated expenses	未分配費用					(198,439)	(62,146)
Profit from operations	經營溢利					1,978,583	151,923
Finance costs	財務成本					(5,722)	(6,472)
Profit before share of results of associates	分佔聯營公司業績前溢利					1,972,861	145,451
Share of results of associates	分佔聯營公司業績					(3,495)	(11,414)
Profit before taxation	除稅前溢利					1,969,366	134,037
Taxation	稅項					(9,482)	(55,503)
Profit for the year	本年度溢利					1,959,884	78,534

Notes to the Consolidated Financial Statements

綜合財務報表附註

For the year ended 31 December 2021

截至二零二一年十二月三十一日止年度

8. SEGMENT INFORMATION (CONTINUED)

Segment revenue and results (Continued)

Segment revenue reported above represents revenue generated from external customers. There were no inter-segment sales in the year (2020: Nil).

The accounting policies of the operating segments are the same as the Group's accounting policies. Segment results represents the profit earned/loss from by each segment without allocation of central administration costs including directors' emoluments, certain transactions with associates, gain or loss on disposal/deemed disposal of certain subsidiaries/associates, fair value changes of certain financial instruments at FVTPL, interest income, finance costs, share of results of associates, and income tax expense. This is the measure reported to the chief operating decision maker for the purposes of resources allocation and assessment of segment performance.

8. 分部資料(續)

分部收益及業績(續)

上文呈報之分部收益指來自外部客戶之收益。於年內並無分部間銷售(二零二零年：無)。

經營分部之會計政策與本集團之會計政策相同。分部業績指在未分配中央行政成本(包括董事酬金、與聯營公司之若干交易、出售／視為出售若干附屬公司／聯營公司之收益或虧損、按公平值透過損益列賬之若干財務工具之公平值變動、利息收入、財務成本、分佔聯營公司業績及所得稅開支)之情況下各分部所賺取之溢利／蒙受之虧損。此乃向主要經營決策者呈報以供分配資源及評估分部表現之方式。

Notes to the Consolidated Financial Statements

綜合財務報表附註

For the year ended 31 December 2021
截至二零二一年十二月三十一日止年度

8. SEGMENT INFORMATION (CONTINUED)

Segment assets and liabilities

The following is an analysis of the Group's assets and liabilities by reportable segments:

		Proprietary and generic products 專利及仿製產品		Licensed-in products 引進產品		Consolidated 綜合	
		2021 二零二一年 HK\$'000 千港元	2020 二零二零年 HK\$'000 千港元	2021 二零二一年 HK\$'000 千港元	2020 二零二零年 HK\$'000 千港元	2021 二零二一年 HK\$'000 千港元	2020 二零二零年 HK\$'000 千港元
Segment assets	分部資產	884,279	875,134	1,509,248	1,704,544	2,393,527	2,579,678
Unallocated assets	未分配資產					1,243,371	673,243
Total assets	資產總值					3,636,898	3,252,921
Segment liabilities	分部負債	233,565	263,839	574,211	516,420	807,776	780,259
Unallocated liabilities	未分配負債					437,960	357,284
Total liabilities	負債總額					1,245,736	1,137,543

For the purposes of monitoring segment performance and allocating resources between segments:

- all assets are allocated to operating segments other than interests in associates, deferred tax assets, certain right-of-use assets and financial assets at fair value through profit or loss and fair value through other comprehensive income, balances with associates, tax recoverable, pledged bank deposits, time deposits and cash and bank balances. Goodwill is allocated to segment of proprietary and generic products; and
- all liabilities are allocated to operating segments other than bank borrowings, tax payables, deferred tax liabilities and retirement benefits.

8. 分部資料(續)

分部資產及負債

以下為按可呈報分部劃分之本集團資產及負債分析：

為監察分部表現及於分部間分配資源：

- 除於聯營公司之權益、遞延稅項資產、若干使用權資產以及按公平值透過損益列賬及按公平值透過其他全面收益列賬之財務資產、與聯營公司之結餘、可收回稅項、已抵押銀行存款、定期存款以及現金及銀行結餘外，所有資產皆分配至經營分部。商譽乃分配至專利及仿製產品分部；及
- 除銀行借款、應付稅項、遞延稅項負債及退休福利外，所有負債皆分配至經營分部。

Notes to the Consolidated Financial Statements

綜合財務報表附註

For the year ended 31 December 2021

截至二零二一年十二月三十一日止年度

8. SEGMENT INFORMATION (CONTINUED)

Other segment information (included in the measure of segment profit or loss or segment assets or regularly provided to the chief operating decision maker)

8. 分部資料(續)

其他分部資料(用於計量分部損益或分部資產或定期向主要經營決策者提供)

	Proprietary and generic products 專利及仿製產品		Licensed-in products 引進產品		Consolidated 綜合		
	2021	2020	2021	2020	2021	2020	
	二零二一年 HK\$'000 千港元	二零二零年 HK\$'000 千港元	二零二一年 HK\$'000 千港元	二零二零年 HK\$'000 千港元	二零二一年 HK\$'000 千港元	二零二零年 HK\$'000 千港元	
Depreciation of property, plant and equipment (including right-of-use assets)	物業、廠房及設備(包括使用權資產)折舊	61,079	49,246	56,735	60,054	117,814	109,300
Amortisation of intangible assets	無形資產攤銷	20,533	2,898	8,520	15,305	29,053	18,203
Additions to non-current assets (Property, plant and equipment, and intangible assets) during the year	年內新增非流動資產(物業、廠房及設備以及無形資產)	104,152	256,164	282,227	182,074	386,379	438,238
Impairment of intangible assets	無形資產減值	43,523	-	186,986	3,840	230,509	3,840
Write-off of intangible assets	撤銷無形資產	357	-	-	-	357	-

Geographical information

During the years ended 31 December 2021 and 2020, more than 90% of the Group's revenue was derived from activities conducted in the People's Republic of China (the "PRC"), no geographical information on revenue is presented.

The following is an analysis of the Group's assets and liabilities by geographical markets:

地區資料

於截至二零二一年及二零二零年十二月三十一日止年度，本集團逾90%收益源自於中華人民共和國(「中國」)進行之業務，故此並無呈列收益地區資料。

以下為按地區市場劃分之本集團資產及負債分析：

	The PRC 中國		Hong Kong and others 香港及其他		Total 總計		
	2021	2020	2021	2020	2021	2020	
	二零二一年 HK\$'000 千港元	二零二零年 HK\$'000 千港元	二零二一年 HK\$'000 千港元	二零二零年 HK\$'000 千港元	二零二一年 HK\$'000 千港元	二零二零年 HK\$'000 千港元	
Total assets	資產總值	2,002,754	2,060,059	1,634,144	1,192,862	3,636,898	3,252,921
Total liabilities	負債總額	532,981	560,912	712,755	576,631	1,245,736	1,137,543

Notes to the Consolidated Financial Statements

綜合財務報表附註

For the year ended 31 December 2021
截至二零二一年十二月三十一日止年度

9. INFORMATION ABOUT MAJOR CUSTOMERS

For both the years ended 31 December 2021 and 2020, no single customer accounted for 10% or more of the Group's total revenue.

9. 有關主要客戶之資料

截至二零二一年及二零二零年十二月三十一日止兩個年度，概無單一客戶佔本集團總收益之10%或以上。

10. OTHER INCOME

10. 其他收入

		2021 二零二一年 HK\$'000 千港元	2020 二零二零年 HK\$'000 千港元
Interest income on:	下列各項之利息收入：		
Bank and pledged bank deposits	銀行及已抵押銀行存款	2,461	6,624
Financial assets at FVTPL	按公平值透過損益列賬之財務資產	117	-
Advance to associates	墊付予聯營公司之款項	3,334	2,448
Total interest income	利息收入總額	5,912	9,072
Compensation income	補償收入	-	41,208
Government and development grants	政府及開發補助	18,156	30,958
Licensing income	專利收入	3,443	-
Rental and utilities income	租金及公共服務收入	11,798	3,431
Incentives from vendor	供應商獎勵	-	2,860
Research and development service income	研究及開發服務收入	60,274	56,387
Sundry income	雜項收入	2,740	6,671
		102,323	150,587

The Group received the development grants from the local government as recognition of the Group's performance and development of high-technology pharmaceutical products.

本集團收到地方政府認可本集團表現及開發高新科技藥品而授予之開發補助。

During the year 2020, the Group recognised government grants of approximately HK\$6,344,000 in respect of COVID-19-related subsidies, of which approximately HK\$2,607,000 relates to Employment Support Scheme provided by Hong Kong government.

於二零二零年度內，本集團就COVID-19相關補貼確認約6,344,000港元之政府補助，其中約2,607,000港元由香港政府就保就業計劃提供。

Notes to the Consolidated Financial Statements

綜合財務報表附註

For the year ended 31 December 2021

截至二零二一年十二月三十一日止年度

11. OTHER GAINS AND LOSSES, NET

11. 其他收益及虧損淨額

		2021 二零二一年 HK\$'000 千港元	2020 二零二零年 HK\$'000 千港元
Fair value loss in respect of	有關以下各項之公平值虧損		
– Financial assets at FVTPL, net	– 按公平值透過損益列賬之財務資產淨額	(21,827)	(17,963)
– Derivate financial liabilities	– 衍生財務負債	–	(3,502)
Gain (loss) on deemed disposal of interests in associates (Note 22(ii))	視為出售聯營公司權益之收益(虧損) (附註22(ii))	2,321,626	(180,923)
Gain on disposal of plant and equipment, net	出售廠房及設備之收益淨額	35	30
Gain on disposal of subsidiaries, net (Note 45)	出售附屬公司之收益淨額 (附註45)	–	155,625
Gain on early termination of lease	提早終止租賃之收益	–	2
Impairment loss recognised in respect of	有關以下各項之已確認減值虧損		
– Intangible assets (Note 20)	– 無形資產(附註20)	(230,509)	(3,840)
– Goodwill (Note 21)	– 商譽(附註21)	–	(2,342)
Loss on derecognition of financial assets at FVTPL at expiration (Note 23)	於期滿時終止確認按公平值透過損益列賬之財務資產之虧損(附註23)	–	(4,584)
Write-off of property, plant and equipment	撤銷物業、廠房及設備	(4,220)	(305)
Write-off of intangible assets	撤銷無形資產	(357)	–
Foreign exchange gain, net	外匯收益淨額	3,051	214
		2,067,799	(57,588)

12. PROFIT FROM OPERATIONS

12. 經營溢利

Profit from operations has been arrived at after charging:

經營溢利已扣除下列各項：

		2021 二零二一年 HK\$'000 千港元	2020 二零二零年 HK\$'000 千港元
Depreciation of property, plant and equipment (including right-of-use assets)	物業、廠房及設備(包括使用權資產)折舊	117,814	109,301
Amortisation of intangible assets (included in cost of sales)	無形資產攤銷(計入銷售成本)	29,053	18,203
Total depreciation and amortisation	折舊及攤銷總額	146,867	127,504
Auditors' remuneration	核數師酬金	1,312	1,251
Staff costs	員工成本	412,452	298,471
Share-based payments	以股份支付之款項	16,888	17,442
Research and development costs	研究及開發費用	243,835	203,294
Cost of inventories charged to profit or loss	自損益扣除之存貨成本	428,205	405,308

Notes to the Consolidated Financial Statements

綜合財務報表附註

For the year ended 31 December 2021
截至二零二一年十二月三十一日止年度

13. FINANCE COSTS

		2021 二零二一年 HK\$'000 千港元	2020 二零二零年 HK\$'000 千港元
Interest expenses on:	就以下各項之利息開支：		
Bank and other borrowings	銀行及其他借款	3,787	4,698
Lease liabilities	租賃負債	617	687
Total interest expenses for financial liabilities not classified as FVTPL	並非分類為按公平值透過損益列賬之財務負債之利息開支總額	4,404	5,385
Bank charges	銀行費用	1,318	1,087
		5,722	6,472

13. 財務成本

14. DIRECTORS' AND CHIEF EXECUTIVE'S EMOLUMENTS

Directors' and chief executive's remuneration for the year, disclosed pursuant to the applicable Listing Rules and CO is as follows:

14. 董事及最高行政人員酬金

根據適用上市規則及公司條例披露之董事及最高行政人員於本年度之薪酬如下：

		Salaries, allowances, and other Fees	Management remuneration	Employer's contributions to pension schemes	Retirement benefits	Equity-settled share option expense	2021 Total emoluments		
		袍金	薪金、津貼及其他薪酬	管理層花紅	退休金計劃僱主供款	退休福利	以股權結算購股權開支		
		HK\$'000	HK\$'000	HK\$'000	HK\$'000	HK\$'000	HK\$'000		
		千港元	千港元	千港元	千港元	千港元	千港元		
Executive Directors	執行董事								
Lee Siu Fong	李小芳	-	5,468	23,850	12	29,330	4,720	3,664	37,714
Leelalertsuphakun Wanee	李輝妮	-	5,913	25,832	-	31,745	4,580	3,585	39,910
Non-executive Directors	非執行董事								
Li Xiaoyi (Note i)	李小羿(附註i)	200	100	11,777	2	12,079	(1,330)	3,454	14,203
Simon Miles Ball (Note ii)	Simon Miles Ball(附註ii)	150	-	-	-	150	-	-	150
Independent Non-executive Directors	獨立非執行董事								
Chan Yau Ching, Bob	陳友正	216	-	-	-	216	-	-	216
Lam Yat Cheong	林日昌	216	-	-	-	216	-	-	216
Tsim Wah Keung, Karl	詹華強	216	-	-	-	216	-	-	216
Total	總計	998	11,481	61,459	14	73,952	7,970	10,703	92,625

Notes to the Consolidated Financial Statements

綜合財務報表附註

For the year ended 31 December 2021

截至二零二一年十二月三十一日止年度

14. DIRECTORS' AND CHIEF EXECUTIVE'S EMOLUMENTS (CONTINUED)

14. 董事及最高行政人員酬金(續)

		Fees	Salaries, allowances, and other remuneration	Management bonus	Employer's contributions to pension schemes	Sub-total	Retirement benefits	Equity-settled share option expense	2020 Total emoluments
		袍金	薪金、津貼及其他薪酬	管理層花紅	僱主供款	小計	退休福利	以股權結算購股權開支	二零二零年酬金總額
		HK\$'000	HK\$'000	HK\$'000	HK\$'000	HK\$'000	HK\$'000	HK\$'000	HK\$'000
		千港元	千港元	千港元	千港元	千港元	千港元	千港元	千港元
Executive Directors	執行董事								
Lee Siu Fong	李少芳	-	5,453	589	18	6,060	9,380	3,851	19,291
Leelalertsuphakun Wanee	李焯妮	-	5,915	637	-	6,552	(1,780)	3,740	8,512
Li Xiaoyi (CEO)	李小羿(行政總裁)	-	8,120	877	18	9,015	7,170	3,551	19,736
Non-executive Director	非執行董事								
Simon Miles Ball	Simon Miles Ball	144	-	-	-	144	-	-	144
Independent Non-executive Directors	獨立非執行董事								
Chan Yau Ching, Bob	陳友正	144	-	-	-	144	-	-	144
Lam Yat Cheong	林日昌	144	-	-	-	144	-	-	144
Tsim Wah Keung, Karl	詹華強	144	-	-	-	144	-	-	144
Total	總計	576	19,488	2,103	36	22,203	14,770	11,142	48,115

Notes:

- Re-designated from executive Director to non-executive Director with effect from 29 April 2021.
- Resigned with effect from 30 June 2021.

The directors' and chief executive's emoluments shown above were for their service in connection with the management of the affairs of the Company and the Group.

One of the directors of the Company waived emoluments HK\$2,416,000 for the year ended 31 December 2021 (2020: Nil).

Certain directors of the Company are entitled to bonus payments which are determined based on a percentage of the Group's profit after tax for the year.

During the year, certain directors were granted share options in respect of their services to the Group under the share option scheme of the Company. Details of the share options scheme are set out in note 37 to the consolidated financial statements.

附註：

- 自二零二一年四月二十九日起由執行董事調任非執行董事。
- 自二零二一年六月三十日起辭任。

上文顯示之董事及最高行政人員酬金乃彼等與本公司及本集團管理事務有關之服務酬金。

截至二零二一年十二月三十一日止年度，本公司其中一位董事放棄2,416,000港元酬金(二零二零年：無)。

本公司若干董事有權收取按本集團本年度除稅後溢利百分比計算之花紅。

於本年度內，若干董事就彼等向本集團提供之服務按本公司購股權計劃獲授予購股權。購股權計劃之詳情載於綜合財務報表附註37。

Notes to the Consolidated Financial Statements

綜合財務報表附註

For the year ended 31 December 2021
截至二零二一年十二月三十一日止年度

14. DIRECTORS' AND CHIEF EXECUTIVE'S EMOLUMENTS (CONTINUED)

Transactions, arrangements or contracts in which directors of the Company have material interests

No transactions, arrangements or contracts of significance to which the Company or its subsidiaries was a party and in which a director of the Company had material interest, whether directly or indirectly, subsisted at the end of the year or at any time during the year (2020: Nil).

Loans, quasi-loans and other dealings in favour of directors

No loans, quasi-loans and other dealings in favour of directors of the Company or body corporate controlled by such directors, or entities connected with such directors, subsisted at the end of the year or at any time during the year (2020: Nil).

15. FIVE HIGHEST PAID INDIVIDUALS

The five highest paid individuals of the Group during the year included three (2020: three) directors, details of whose remuneration are set out in note 14 above. Details of the remuneration for the year of the remaining two (2020: two) highest paid individuals who are neither a director nor chief executive of the Company are as follows:

		2021 二零二一年 HK\$'000 千港元	2020 二零二零年 HK\$'000 千港元
Salaries and other benefits	薪金及其他福利	3,917	3,671
Employer's contributions to pension schemes	退休金計劃僱主供款	189	18
Equity-settled share option expense	以股權結算購股權開支	1,722	2,124
		5,828	5,813

14. 董事及最高行政人員酬金(續)

本公司董事擁有重大權益之交易、安排或合約

於本年度年末或本年度內任何時間，本公司或其附屬公司概無訂立任何本公司董事直接或間接於其中擁有重大權益之重大交易、安排或合約(二零二零年：無)。

以董事為受益人之貸款、準貸款及其他交易

於本年度年末或本年度內任何時間，概無以本公司董事、受該等董事控制之法人團體或與該等董事有關聯之實體為受益人之貸款、準貸款及其他交易(二零二零年：無)。

15. 五名最高薪人士

於本年度內，本集團五名最高薪人士當中，三名(二零二零年：三名)為董事，其薪酬已載於上文附註14。最高薪人士中其餘兩名(二零二零年：兩名)人士並非本公司董事或最高行政人員，彼等之薪酬如下：

Notes to the Consolidated Financial Statements

綜合財務報表附註

For the year ended 31 December 2021

截至二零二一年十二月三十一日止年度

15. FIVE HIGHEST PAID INDIVIDUALS (CONTINUED)

The number of the highest paid individuals who are not the directors of the Company whose remuneration fell within the following bands is as follows:

		2021 二零二一年 Number of individuals 人數	2020 二零二零年 Number of individuals 人數
HK\$2,000,001 to HK\$2,500,000	2,000,001港元至2,500,000港元	–	1
HK\$2,500,001 to HK\$3,000,000	2,500,001港元至3,000,000港元	1	–
HK\$3,000,001 to HK\$3,500,000	3,000,001港元至3,500,000港元	1	1
		2	2

During the year, no emoluments were paid by the Group to the five highest paid individuals as an inducement to join or upon joining the Group or as compensation for loss of office.

最高薪人士(並非本公司董事)之薪酬介乎下列組別之人數如下:

於本年度內,本集團並無付予五名最高薪人士酬金作為招攬其加入本集團,或於加入時之獎勵或離職補償。

16. TAXATION

		2021 二零二一年 HK\$'000 千港元	2020 二零二零年 HK\$'000 千港元
Current tax	即期稅項		
Hong Kong Profits Tax	香港利得稅	11,177	34,176
PRC Enterprise Income Tax	中國企業所得稅	–	163
		11,177	34,339
(Over) under provision in prior years	過往年度(超額撥備)撥備不足		
Hong Kong Profits Tax	香港利得稅	161	(19)
PRC Enterprise Income Tax	中國企業所得稅	(284)	190
		(123)	171
Deferred tax	遞延稅項		
Origination and reversal of temporary differences (Note 34)	產生及撥回暫時差額(附註34)	(1,572)	20,993
		9,482	55,503

16. 稅項

Notes to the Consolidated Financial Statements

綜合財務報表附註

For the year ended 31 December 2021
截至二零二一年十二月三十一日止年度

16. TAXATION (CONTINUED)

For a qualified entity, Hong Kong Profits Tax for the years ended 31 December 2021 and 2020 is calculated at 8.25% on the first HK\$2 million of the estimated assessable profits and at 16.5% on the estimated assessable profits above HK\$2 million according to the two-tiered profits tax rates regime. Hong Kong Profits Tax is calculated at 16.5% for both years ended 31 December 2021 and 2020 for all other entities.

Under the Law of the PRC on Enterprise Income Tax (the "EIT Law") and Implementation Regulation of the EIT Law, the tax rates of the PRC subsidiaries range from 15% to 25% (2020: 15% to 25%).

Taxation arising in other jurisdictions is calculated at the rates prevailing in the relevant jurisdictions.

The tax charge for the year can be reconciled to the profit before taxation per the consolidated statement of profit or loss as follows:

16. 稅項(續)

就合資格實體而言，按照利得稅兩級制，截至二零二一年及二零二零年十二月三十一日止年度之香港利得稅就首2百萬港元估計應課稅溢利按8.25%及就2百萬港元以上估計應課稅溢利按16.5%計算。就所有其他實體而言，截至二零二一年及二零二零年十二月三十一日止兩個年度之香港利得稅均按16.5%計算。

根據中國企業所得稅法(「企業所得稅法」)及企業所得稅法實施條例，中國附屬公司之稅率介乎15%至25%(二零二零年：15%至25%)。

於其他司法權區產生之稅項按有關司法權區之現行稅率計算。

本年度之稅項支出與綜合損益表內之除稅前溢利對賬如下：

		2021 二零二一年 HK\$'000 千港元	2020 二零二零年 HK\$'000 千港元
Profit before taxation	除稅前溢利	1,969,366	134,037
Notional tax at the rates applicable to results in regions concern	按適用於相關地區業績之稅率計算之名義稅項	327,686	17,782
Tax effect of share of results of associates	分佔聯營公司業績之稅務影響	577	1,883
Tax effect of expenses not deductible for tax purpose	就稅項而言不可予扣減開支之稅務影響	46,027	60,574
Tax effect of income not taxable for tax purpose	就稅項而言毋須課稅收入之稅務影響	(382,665)	(31,044)
(Over) under provision in prior years	過往年度(超額撥備)撥備不足	(123)	171
Tax effect on temporary differences not recognised	未確認暫時差額之稅務影響	13,638	(324)
Tax effect of tax losses not recognised	未確認稅項虧損之稅務影響	41,631	36,531
Tax effect of preferential tax allowance	優惠稅寬免之稅務影響	(26,023)	(23,101)
Utilisation of tax loss previously not recognised	動用先前未確認之稅項虧損	(11,266)	(6,969)
Tax charge for the year	本年度之稅項支出	9,482	55,503

As at 31 December 2021, the Group has estimated unused tax losses of approximately HK\$784 million (2020: HK\$551 million) available for offset against future profits. No deferred tax asset has been recognised in respect of the estimated tax losses due to the unpredictability of future profits streams.

於二零二一年十二月三十一日，本集團估計尚未動用之可供用作抵銷將來溢利之稅項虧損約為784百萬港元(二零二零年：551百萬港元)。由於未能預測將來溢利之來源，因此並無就估計稅項虧損確認遞延稅項資產。

Notes to the Consolidated Financial Statements

綜合財務報表附註

For the year ended 31 December 2021

截至二零二一年十二月三十一日止年度

17. DIVIDENDS

17. 股息

		2021 二零二一年 HK\$'000 千港元	2020 二零二零年 HK\$'000 千港元
Dividends for ordinary shareholders of the Company recognised as distribution during the year:	年內確認為分派之本公司普通股股東之股息：		
2021 interim – HK\$0.030 (2020: 2020 interim dividend HK\$0.027) per share	二零二一年中期股息—每股0.030港元 (二零二零年：二零二零年中期股息0.027港元)	17,665	15,879
2020 final – HK\$0.031 (2020: 2019 final dividend HK\$0.038) per share	二零二零年末期股息—每股0.031港元 (二零二零年：二零一九年末期股息0.038港元)	18,254	22,349
		35,919	38,228

Subsequent to the end of the reporting period, final dividend in respect of the year ended 31 December 2021 of HK3.1 cents per share (2020: final dividend in respect of the year ended 31 December 2020 of HK3.1 cents per share), in an aggregate amount of HK\$18,254,000 (2020: HK\$18,232,000) has been proposed by the directors and is subject to approval by shareholders at the forthcoming annual general meeting, and is not included as a dividend payables in the consolidated statement of financial position as at 31 December 2021.

於報告期末後，董事建議派付截至二零二一年十二月三十一日止年度之末期股息每股3.1港仙(二零二零年：截至二零二零年十二月三十一日止年度末期股息每股3.1港仙)，總額約為18,254,000港元(二零二零年：18,232,000港元)，惟須待股東於應屆股東週年大會上批准方可作實。擬派股息不會計入二零二一年十二月三十一日綜合財務狀況表內之應付股息。

Notes to the Consolidated Financial Statements

綜合財務報表附註

For the year ended 31 December 2021
截至二零二一年十二月三十一日止年度

18. EARNINGS PER SHARE

The calculation of basic and diluted earnings per share attributable to owners of the Company is based on the following data:

18. 每股盈利

本公司擁有人應佔每股基本及攤薄盈利乃基於下列數據計算：

		2021 二零二一年 HK\$'000 千港元	2020 二零二零年 HK\$'000 千港元
<i>Earnings:</i>	<i>盈利：</i>		
Net profit attributable to owners of the Company for the purpose of basic and diluted earnings per share	就計算每股基本及攤薄盈利而言之本公司擁有人應佔純利	1,987,176	129,316
		2021 二零二一年 '000 Share(s) 千股	2020 二零二零年 '000 Share(s) 千股
<i>Number of shares:</i>	<i>股份數目：</i>		
Weighted average number of ordinary shares for the purposes of basic earnings per share	就計算每股基本盈利而言之普通股加權平均數	588,649	588,120
Effect of dilutive potential ordinary shares: Options	潛在攤薄普通股之影響： 購股權	398	43
Weighted average number of ordinary shares for the purposes of diluted earnings per share	就計算每股攤薄盈利而言之普通股加權平均數	589,047	588,163

Notes to the Consolidated Financial Statements

綜合財務報表附註

For the year ended 31 December 2021

截至二零二一年十二月三十一日止年度

19. PROPERTY, PLANT AND EQUIPMENT

19. 物業、廠房及設備

		Buildings	Leasehold land	Leased premises	Leasehold improvement	Plant and machinery	Office and laboratory equipment and electronic equipment 辦公室及研究所 設備及電子設備	Motor vehicles	Construction in progress	Total
		樓宇	租賃土地	租賃物業	租賃物業裝修	廠房及機器	設備及電子設備	汽車	在建工程	總計
		HK\$'000	HK\$'000	HK\$'000	HK\$'000	HK\$'000	HK\$'000	HK\$'000	HK\$'000	HK\$'000
		千港元	千港元	千港元	千港元	千港元	千港元	千港元	千港元	千港元
COST	成本									
At 1 January 2020	於二零二零年一月一日	236,366	143,987	32,473	52,579	247,847	138,774	12,710	192,750	1,057,486
Exchange rate adjustments	匯率調整	16,002	9,433	1,673	5,574	23,434	9,457	499	3,399	69,471
Reclassification	重新分類	1,033	-	-	(1,033)	-	-	-	-	-
Additions	添置	26	-	2,604	20,424	57,196	16,054	441	44,254	140,999
Transfer in (out)	轉入(出)	5,112	-	-	64,642	78,799	15,880	-	(164,433)	-
Disposals	出售	-	-	-	-	(201)	-	-	-	(201)
Write-off	撇銷	-	-	(1,573)	(12,848)	(635)	(1,693)	-	(271)	(17,020)
Modification of lease term	租賃期修訂	-	-	(1,420)	-	-	-	-	-	(1,420)
Early termination of lease	提早終止租賃	-	-	(446)	-	-	-	-	-	(446)
Disposal of subsidiaries (Note 45)	出售附屬公司(附註45)	(44)	(976)	-	(63,431)	(48,318)	(27,923)	(457)	(23,515)	(164,664)
At 31 December 2020 and 1 January 2021	於二零二零年十二月三十一日 及二零二一年一月一日	258,495	152,444	33,311	65,907	358,122	150,549	13,193	52,184	1,084,205
Exchange rate adjustments	匯率調整	7,277	4,348	797	1,821	10,729	3,941	217	1,471	30,601
Reclassification	重新分類	(6,026)	-	-	6,026	-	-	-	-	-
Additions	添置	-	-	15,654	8,605	27,736	6,813	-	7,542	66,350
Transfer in (out)	轉入(出)	-	-	-	2,193	2,234	-	-	(4,427)	-
Disposals	出售	-	-	-	-	-	-	(295)	-	(295)
Write-off	撇銷	(96)	-	(8,507)	(3,557)	(203)	(372)	-	(4,201)	(16,936)
Modification of lease term	租賃期修訂	-	-	(56)	-	-	-	-	-	(56)
At 31 December 2021	於二零二一年十二月三十一日	259,650	156,792	41,199	80,995	398,618	160,931	13,115	52,569	1,163,869
DEPRECIATION	折舊									
At 1 January 2020	於二零二零年一月一日	44,366	13,391	8,453	18,728	106,597	61,501	8,141	-	261,177
Exchange rate adjustments	匯率調整	3,750	1,055	688	900	9,192	4,698	442	-	20,725
Reclassification	重新分類	6	-	-	(6)	-	-	-	-	-
Charge for the year	本年度撥備	13,891	2,880	9,761	15,391	38,425	27,734	1,219	-	109,301
Eliminated upon disposal	出售後對銷	-	-	-	-	(168)	-	-	-	(168)
Eliminated upon write-off	撇銷後對銷	-	-	(1,573)	(12,848)	(634)	(1,660)	-	-	(16,715)
Eliminated upon early termination of lease	提早終止租賃後對銷	-	-	(93)	-	-	-	-	-	(93)
Eliminated upon disposal of subsidiaries (Note 45)	出售附屬公司後對銷 (附註45)	(5)	-	-	(5,103)	(3,748)	(5,661)	(57)	-	(14,574)
At 31 December 2020 and 1 January 2021	於二零二零年十二月三十一日 及二零二一年一月一日	62,008	17,326	17,236	17,062	149,664	86,612	9,745	-	359,653
Exchange rate adjustments	匯率調整	1,987	543	411	474	5,018	2,509	206	-	11,148
Reclassification	重新分類	(842)	-	-	842	-	-	-	-	-
Charge for the year	本年度撥備	14,729	3,087	11,919	13,918	47,469	25,765	927	-	117,814
Eliminated upon disposal	出售後對銷	-	-	-	-	-	-	(295)	-	(295)
Eliminated upon write-off	撇銷後對銷	(96)	-	(8,507)	(3,557)	(188)	(368)	-	-	(12,716)
At 31 December 2021	於二零二一年十二月三十一日	77,786	20,956	21,059	28,739	201,963	114,518	10,583	-	475,604
CARRYING AMOUNTS	賬面金額									
At 31 December 2021	於二零二一年十二月三十一日	181,864	135,836	20,140	52,256	196,655	46,413	2,532	52,569	688,265
At 31 December 2020	於二零二零年十二月三十一日	196,487	135,118	16,075	48,845	208,458	63,937	3,448	52,184	724,552

Notes to the Consolidated Financial Statements

綜合財務報表附註

For the year ended 31 December 2021

截至二零二一年十二月三十一日止年度

19. PROPERTY, PLANT AND EQUIPMENT (CONTINUED)

The leasehold land, which is held under medium-term lease, and buildings are situated in the PRC.

The Group as lessee

Right-of-use assets (included in the property, plant and equipment)

The analysis of right-of-use assets by class of underlying asset is as follows:

		2021 二零二一年 HK\$'000 千港元	2020 二零二零年 HK\$'000 千港元
Leasehold land	租賃土地	135,836	135,118
Leased premises	租賃物業	20,140	16,075
		155,976	151,193

The analysis of expense items in relation to leases recognised in profit or loss is as follows:

		2021 二零二一年 HK\$'000 千港元	2020 二零二零年 HK\$'000 千港元
Depreciation charge of right-of-use assets by class of underlying assets:	按相關資產類別劃分之使用權資產折舊費用：		
Leasehold land	租賃土地	3,087	2,880
Leased premises	租賃物業	11,919	9,761
Motor vehicles	汽車	-	58
		15,006	12,699
Expense relating to short-term leases and other leases with lease terms end within 12 months from date of initial application	與租賃期自首次應用當日起十二個月內到期之短期租賃及其他租賃相關之費用	1,651	2,498

19. 物業、廠房及設備(續)

租賃土地(以中期租賃形式持有)及樓宇位於中國。

本集團作為承租人

使用權資產(計入物業、廠房及設備)

按相關資產類別對使用權資產之分析如下：

有關在損益確認之租賃之支出項目分析如下：

Notes to the Consolidated Financial Statements

綜合財務報表附註

For the year ended 31 December 2021

截至二零二一年十二月三十一日止年度

19. PROPERTY, PLANT AND EQUIPMENT (CONTINUED)

The Group as lessee (Continued)

Right-of-use assets (included in the property, plant and equipment) (Continued)

Total cash outflow for leases in 2021 was approximately HK\$13,056,000 (2020: approximately HK\$12,736,000).

Total additions to right-of-use assets in 2021 was approximately HK\$15,654,000 (2020: HK\$2,604,000).

For both years 2021 and 2020, the Group leases various offices, warehouses and motor vehicles for its operations. Lease contracts are entered into for fixed term of 2 years to 5 years.

Lease terms are negotiated on an individual basis and contain a wide range of different terms and conditions. In determining the lease term and assessing the length of the non-cancellable period, the Group applies the definition of a contract and determines the period for which the contract is enforceable.

In addition, the Group owns several leasehold land where its manufacturing facilities and office buildings are primarily located. The Group is the registered owner of these leasehold land. Lump sum payments were made upfront to acquire these leasehold land.

The Group regularly entered into short-term leases for leased premises and equipment.

19. 物業、廠房及設備(續)

本集團作為承租人(續)

使用權資產(計入物業、廠房及設備) (續)

二零二一年之租賃現金流出總額約為13,056,000港元(二零二零年：約12,736,000港元)。

二零二一年之使用權資產添置總額約為15,654,000港元(二零二零年：2,604,000港元)。

於二零二一年及二零二零年兩個年度，本集團租賃多個辦公室、倉庫及汽車作經營之用。租賃合約之固定期限為2年至5年。

租賃期乃按個別基準協商確定，且包含各種不同之條款及條件。本集團於釐定租賃期及評估不可撤銷之期限時，採用合約之定義並確定合約可強制執行之期限。

此外，本集團擁有數塊租賃土地(其生產設施及辦公樓宇主要位於該等土地)。本集團為該等租賃土地之註冊擁有人。收購該等租賃土地已一次性支付一筆總價。

本集團定期訂立租賃物業及設備之短期租賃。

Notes to the Consolidated Financial Statements

綜合財務報表附註

For the year ended 31 December 2021

截至二零二一年十二月三十一日止年度

20. INTANGIBLE ASSETS

20. 無形資產

		License fee 專利費 HK\$'000 千港元	Development cost 開發成本 HK\$'000 千港元	Total 總計 HK\$'000 千港元
COST	成本			
At 1 January 2020	於二零二零年一月一日	271,766	478,800	750,566
Exchange rate adjustments	匯率調整	7,520	32,640	40,160
Additions	添置	111,139	186,105	297,244
Write-off	撇銷	(47,824)	-	(47,824)
Disposal of subsidiaries (Note 45)	出售附屬公司(附註45)	(39,921)	(124,145)	(164,066)
At 31 December 2020 and 1 January 2021	於二零二零年十二月三十一日及 二零二一年一月一日	302,680	573,400	876,080
Exchange rate adjustments	匯率調整	3,470	16,551	20,021
Additions	添置	100,717	219,312	320,029
Write-off	撇銷	-	(1,072)	(1,072)
At 31 December 2021	於二零二一年十二月三十一日	406,867	808,191	1,215,058
AMORTISATION AND IMPAIRMENT	攤銷及減值			
At 1 January 2020	於二零二零年一月一日	45,241	10,708	55,949
Exchange rate adjustments	匯率調整	-	958	958
Charge for the year	本年度撥備	14,958	3,245	18,203
Eliminated upon write-off	撇銷後對銷	(47,824)	-	(47,824)
Impairment provision for the year	本年度減值撥備	3,840	-	3,840
At 31 December 2020 and 1 January 2021	於二零二零年十二月三十一日及 二零二一年一月一日	16,215	14,911	31,126
Exchange rate adjustments	匯率調整	347	2,213	2,560
Charge for the year	本年度撥備	9,154	19,899	29,053
Eliminated upon write-off	撇銷後對銷	-	(715)	(715)
Impairment provision for the year	本年度減值撥備	78,888	151,621	230,509
At 31 December 2021	於二零二一年十二月三十一日	104,604	187,929	292,533
CARRYING AMOUNTS	賬面金額			
At 31 December 2021	於二零二一年十二月三十一日	302,263	620,262	922,525
At 31 December 2020	於二零二零年十二月三十一日	286,465	558,489	844,954

During the year 2020, acquisition cost of HK\$77,500,000 license fee was non-cash transaction. Details are further disclosed in note 45 to the consolidated financial statements.

Included in HK\$922,525,000 intangible assets, there was no intangible assets with indefinite useful lives (2020: Nil), and HK\$723,816,000 (31 December 2020: HK\$749,280,000) intangible assets are not yet available for use as at 31 December 2021.

於二零二零年度，收購成本77,500,000港元專利費為非現金交易。詳情於綜合財務報表附註45進一步披露。

在為數922,525,000港元之無形資產當中，概無具不限定可使用年期之無形資產(二零二零年：無)，而723,816,000港元(二零二零年十二月三十一日：749,280,000港元)無形資產於二零二一年十二月三十一日尚未可供使用。

Notes to the Consolidated Financial Statements

綜合財務報表附註

For the year ended 31 December 2021

截至二零二一年十二月三十一日止年度

20. INTANGIBLE ASSETS (Continued)

Impairment of intangible assets

During the year ended 31 December 2021, the management of the Company has conducted a review of its intangible assets portfolio. After considering the continuous reforms of drug pricing mechanisms by the Chinese authority and the tight competition for drugs which are covered by the Volume-Based Procurement, the Group has made a full impairment of HK\$40,195,000 (comprising of license fee HK\$35,816,000 and development cost HK\$4,379,000) on Rasilez®, a launched oral antihypertensive licensed-in product of the Group.

In additions, the management of the Company has implemented tight measure on resource allocation for its existing research and development portfolio with more focus will be given to prioritised projects, and decided to postpone a total of 14 development programmes. A total of HK\$190,314,000 impairment provision (comprising of license fee HK\$43,072,000 and development costs HK\$147,242,000) was made.

Development programme

The Group has over 40 early- to late-stage development in various therapeutics areas. Key development programme is set out below:

1. Anfibatide

Anfibatide is a new molecular entity discovered and developed by the Group. It is a first-in-class platelet GPIIb/IIIa receptor antagonist that has fast onset, potent, and reversible antithrombotic effect among healthy subjects without impairing coagulation or prolonging bleeding time. As at 31 December 2021 and 2020, Anfibatide was not ready for sales and the Group continues the underlying research and development activities. As such, it is subject to annual impairment test based on its recoverable amount. Management determined the recoverable amount of this asset using the value in use calculations. These calculations use cash flow projections based on management's expectations of timing of commercialisation, royalty rate and success rate of commercialisation over useful life of Anfibatide. The valuation is considered to be level 3 in the fair value measurement hierarchy due to unobservable inputs used in the valuation.

20. 無形資產(續)

無形資產減值

於截至二零二一年十二月三十一日止年度，本公司管理層已審閱本公司的無形資產組合。於考慮中國當局對藥物定價機制的持續改革，以及藥品集中帶量採購所覆蓋的藥品競爭激烈，本集團已就《銳思力》®(本集團已推出的口服抗高血壓引進產品)計提全數減值40,195,000港元(包括專利費35,816,000港元及開發成本4,379,000港元)。

此外，本公司管理層已為本公司的現有研究及開發組合推行緊縮資源分配措施，聚焦於優先項目，並決定推延共14項開發項目。已作出合共190,314,000港元減值撥備(包括專利費43,072,000港元及開發成本147,242,000港元)。

開發項目

本集團在不同治療領域擁有超過40項分別處於早期至後期開發階段的項目。主要開發項目載列如下：

1. 安菲博肽

安菲博肽為本集團發現和開發的新分子實體，是首創血小板GPIIb/IIIa受體對抗劑，在健康受試者中具有快速起效、有效及可逆的抗血栓作用，不會損害凝血功能或延長出血時間。於二零二一年及二零二零年十二月三十一日，安菲博肽尚未可供銷售，而本集團繼續進行相關研究及開發活動。因此，安菲博肽須基於其可收回金額進行年度減值測試。管理層運用使用價值計算法釐定該資產之可收回金額。此等計算方法使用基於管理層對安菲博肽在使用年期內的商業化時間、專利權費及商業化成功率之預期得出的現金流預測。基於估值使用不可觀察輸入數據，估值被視為公平值計量等級的第三級。

Notes to the Consolidated Financial Statements

綜合財務報表附註

For the year ended 31 December 2021
截至二零二一年十二月三十一日止年度

20. INTANGIBLE ASSETS (Continued)

Development programme (Continued)

1. Anfibatide (Continued)

With the assistance of an external appraiser, management determined the recoverable amount of Anfibatide based on the following approach and the key assumptions:

- Anfibatide will be launch in year 2025 based on the research and development process and experience of the approval process;
- The estimated royalty rate by reference to general pharmaceutical market;
- The discount rate used is pre-tax and reflects specific risks relating to the relevant products; and
- The expected success rate of commercialisation by reference to practices of pharmaceutical industries, development of technologies and related regulations from administrations.

The key assumptions used for fair value calculation as at 31 December 2021 and 2020 are as follows:

		2021 二零二一年	2020 二零二零年
Pre-tax discount rate	稅前貼現率	13.64%	14.25%
Expected success rate of commercialisation	預期商業化成功率	20.7%	20.7%
Recoverable amount (HK\$'000)	可收回金額(千港元)	144,040	125,555
Carrying amount (HK\$'000)	賬面金額(千港元)	139,129	118,394

Based on the result of impairment assessment, there was no impairment as at 31 December 2021 and 2020.

20. 無形資產(續)

開發項目(續)

1. 安菲博肽(續)

在外部評值師協助下，管理層基於以下方針及主要假設釐定安菲博肽的可收回金額：

- 按照研究及開發進度及審批過程的經驗，安菲博肽將於二零二五年度推出；
- 參照整體藥業市場得出的估計專利權費；
- 所採用的貼現率為稅前，以及反映與相關產品有關的特定風險；及
- 參照藥業慣例、技術發展及相關行政法規得出的預期商業化成功率。

於二零二一年及二零二零年十二月三十一日計算公平值採用的主要假設如下：

基於減值評估結果，於二零二一年及二零二零年十二月三十一日並無減值。

Notes to the Consolidated Financial Statements

綜合財務報表附註

For the year ended 31 December 2021

截至二零二一年十二月三十一日止年度

20. INTANGIBLE ASSETS (Continued)

Development programme (Continued)

1. Anfibatide (Continued)

Impairment test – sensitivity

The Group has performed sensitivity test by increasing 0.35% of pre-tax discount rate or decreasing 3% of expected revenue, which are the key assumptions for determining the recoverable amount of the intangible asset, with all other variables held constant. The impacts on the amount by which the intangible asset's recoverable amount above its carrying amount (headroom) are as below:

		2021 二零二一年	2020 二零二零年
Headroom	向上空間	4,911	7,161
Impact by increasing pre-tax discount rate	上調稅前貼現率的影響	(4,230)	(3,900)
Impact by decreasing expected revenue	下調預期收益的影響	(4,633)	(4,897)

Considering the headroom available based on the assessment, the management consider that a reasonably possible change in the key assumptions on which management has based on its determination on the asset's recoverable amount would not cause an impairment loss.

20. 無形資產(續)

開發項目(續)

1. 安菲博肽(續)

減值測試－敏感度

本集團已透過上調0.35%稅前貼現率或下調3%預期收益進行敏感度測試，而所有其他變數維持不變。稅前貼現率及預期收益乃釐定無形資產可收回金額的主要假設。對無形資產可收回金額超出其賬面金額之數額(向上空間)的影響如下：

考慮到估計所得的向上空間，管理層認為其於釐定資產可收回金額所依據的主要假設之合理可能變動不會產生減值虧損。

Notes to the Consolidated Financial Statements

綜合財務報表附註

For the year ended 31 December 2021
截至二零二一年十二月三十一日止年度

21. GOODWILL

		2021 二零二一年 HK\$'000 千港元	2020 二零二零年 HK\$'000 千港元
COST	成本		
At beginning of the year	於年初	6,242	3,900
Recognised on acquisition of a subsidiary (Note 44)	收購一間附屬公司時確認 (附註44)	-	2,342
At end of the year	於年末	6,242	6,242
IMPAIRMENT	減值		
At beginning of the year	於年初	2,342	-
Impairment loss recognised	已確認之減值虧損	-	2,342
At end of the year	於年末	2,342	2,342
CARRYING AMOUNTS	賬面金額		
At end of the year	於年末	3,900	3,900

Impairment testing on goodwill

Goodwill is assessed for impairment annually irrespective of whether there is any indication of impairment.

For the purpose of impairment testing, goodwill has been allocated to the following CGUs. At the end of the reporting period, the carrying amount of goodwill mainly represents goodwill arising from:

		2021 二零二一年 HK\$'000 千港元	2020 二零二零年 HK\$'000 千港元
Licensed-in products CGU	引進產品現金產生單位	-	-
Proprietary products CGU	專利產品現金產生單位	3,900	3,900
At end of the year	於年末	3,900	3,900

For the purpose of impairment testing, the recoverable amounts of the CGUs are determined by value-in-use calculations by using cash flow projections based on financial budgets covering a five-year period. The discount rate applied to the cash flow projections is 10% per annum (2020: 10% per annum).

Based on assessment, the recoverable amount of Licensed-in product CGU will be less than its carrying amount and accordingly the Group recognised an impairment loss of HK\$2,342,000 on goodwill during the year ended 31 December 2020, which is grouped under "other gain and losses, net" in profit or loss.

Based on assessment, the recoverable amount of Proprietary products CGU is higher than its carrying amount and accordingly, management of the Group determined that there is no impairment of goodwill for both years ended 31 December 2021 and 2020.

21. 商譽

商譽減值測試

商譽每年進行減值評估，不論有否出現減值跡象。

為進行減值測試，商譽乃分配至以下現金產生單位。於報告期末，商譽之賬面金額主要指因以下各項而產生之商譽：

		2021 二零二一年 HK\$'000 千港元	2020 二零二零年 HK\$'000 千港元
Licensed-in products CGU	引進產品現金產生單位	-	-
Proprietary products CGU	專利產品現金產生單位	3,900	3,900
At end of the year	於年末	3,900	3,900

為進行減值測試，現金產生單位之可收回金額使用價值計算法釐定，當中按照涵蓋五年期之財務預算進行現金流量預測計算。應用於現金流量預測之貼現率為每年10% (二零二零年：每年10%)。

按照評估結果，引進產品現金產生單位之可收回金額低於其賬面金額，故本集團於截至二零二零年十二月三十一日止年度確認商譽減值虧損2,342,000港元，計入損益內之「其他收益及虧損淨額」。

按照評估結果，專利產品現金產生單位之可收回金額高於其賬面金額，故本集團管理層釐定截至二零二一年及二零二零年十二月三十一日止兩個年度並無商譽減值。

Notes to the Consolidated Financial Statements

綜合財務報表附註

For the year ended 31 December 2021

截至二零二一年十二月三十一日止年度

22. INTERESTS IN ASSOCIATES

The movements in the Group's interests in associates during the year are as follows:

		2021 二零二一年 HK\$'000 千港元	2020 二零二零年 HK\$'000 千港元
At beginning of the year	於年初	6,056	15,802
Additions	添置	3,632	182,222
Share of post-acquisition loss	分佔收購後虧損	(3,495)	(11,414)
Share of exchange reserve	分佔匯兌儲備	46	314
Share of option reserve	分佔購股權儲備	28	55
Loss on deemed disposal of interests in associates	視為出售聯營公司權益之虧損	-	(180,923)
At end of the year	於年末	6,267	6,056

22. 於聯營公司之權益

本集團年內於聯營公司之權益變動如下：

Details of the Group's associates at the end of the reporting period are as follow:

於報告期末，本集團聯營公司之詳情如下：

Name of associate 聯營公司名稱	Place of incorporation/ operations 註冊成立/經營地點	Proportion of ownership interest held by the Group 本集團所持有之所有權權益比例		Proportion of voting rights held by the Group 本集團所持有之投票權比例		Principal activities 主要業務
		2021 二零二一年	2020 二零二零年	2021 二零二一年	2020 二零二零年	
Powder Pharmaceuticals Incorporated ("PPI") (Note a)	British Virgin Islands/ Hong Kong	33.92%	33.92%	33.92%	33.92%	Development, manufacturing and sale of pharmaceutical products
普樂藥業有限公司(「普樂」)(附註a)	英屬處女群島/香港	33.92%	33.92%	33.92%	33.92%	開發、製造及銷售藥品
RIT Biotech (Holding) Company Limited ("RIT") (Note b)	British Virgin Islands/ Hong Kong	24.08%	24.08%	24.08%	24.08%	Operate a central pharmacy for compounding radiopharmaceuticals
RIT Biotech (Holding) Company Limited (「RIT」)(附註b)	英屬處女群島/香港	24.08%	24.08%	24.08%	24.08%	經營複合放射性藥物之中央藥房
Zhaoke Ophthalmology Limited ("ZKO")	British Virgin Islands*/ Hong Kong	N/A (Note 22(ii))	33.58%	N/A (Note 22(ii))	33.58%	Development, manufacturing and marketing of ophthalmic drugs
兆科眼科有限公司(「兆科眼科」)	英屬處女群島*/香港	不適用 (附註22(ii))	33.58%	不適用 (附註22(ii))	33.58%	開發、製造及營銷眼科藥物
ZERO Biotech Company Limited ("ZERO")	Hong Kong/Hong Kong	36.32%	N/A	36.32%	N/A	Not yet commenced business
智和生物科技有限公司(「智和」)	香港/香港	36.32%	不適用	36.32%	不適用	尚未開始營業

* Incorporated in British Virgin Islands and redomiciled to the Cayman Islands on 2 June 2020.

* 於英屬處女群島註冊成立並於二零二零年六月二日遷冊至開曼群島。

Notes to the Consolidated Financial Statements

綜合財務報表附註

For the year ended 31 December 2021
截至二零二一年十二月三十一日止年度

22. INTERESTS IN ASSOCIATES (CONTINUED)

Notes:

- a PPI has two wholly-owned subsidiaries, Powder Pharmaceuticals (HK) Co., Limited (incorporated in Hong Kong) and Powder (Guangzhou) Pharmaceuticals Co., Limited* (incorporated in PRC), and are engaged in developing, manufacturing and trading of pharmaceutical products.
- b RIT has a wholly-owned subsidiary, RIT Biotech Company Limited, which is incorporated in Hong Kong and is engaged in operating a central pharmacy for compounding radiopharmaceuticals.

(i) Summarised financial information of associates

Summarised financial information in respect of the Group's associates is set out below. The summarised financial information below represents amounts shown in the associates' financial statements prepared in accordance with HKFRSs.

All of these associates are accounted for using the equity method in these consolidated financial statements.

22. 於聯營公司之權益(續)

附註：

- a 普樂擁有兩間全資附屬公司，分別為香港普樂藥業有限公司(於香港註冊成立)及普樂(廣州)藥業有限公司(於中國註冊成立)，從事開發、製造及買賣藥品。
- b RIT之全資附屬公司為RIT Biotech Company Limited，於香港註冊成立及從事經營複合放射性藥物之中央藥房。

(i) 聯營公司之財務資料概要

有關本集團聯營公司之財務資料概要載列如下。以下財務資料概要為根據香港財務報告準則所編製之聯營公司財務報表所顯示之金額。

所有該等聯營公司均採用權益法於該等綜合財務報表中入賬。

		PPI 普樂		RIT RIT		ZERO 智和	
		31 December 十二月三十一日		31 December 十二月三十一日		31 December 十二月三十一日	
		2021 二零二一年	2020 二零二零年	2021 二零二一年	2020 二零二零年	2021 二零二一年	2020 二零二零年
		HK\$'000	HK\$'000	HK\$'000	HK\$'000	HK\$'000	HK\$'000
		千港元	千港元	千港元	千港元	千港元	千港元
Current assets	流動資產	21,788	23,638	6,712	5,911	870	N/A 不適用
Non-current assets	非流動資產	43,222	42,420	8,168	9,833	9,193	N/A 不適用
Current liabilities	流動負債	152,275	125,504	2,854	1,741	90	N/A 不適用
Non-current liabilities	非流動負債	-	2,364	1,048	1,430	-	N/A 不適用

* For identification purpose only

Notes to the Consolidated Financial Statements

綜合財務報表附註

For the year ended 31 December 2021

截至二零二一年十二月三十一日止年度

22. INTERESTS IN ASSOCIATES (CONTINUED)

(i) Summarised financial information of associates (Continued)

		PPI 普樂		RIT RIT		ZERO 智和	
		Year ended 2021 截至二零二一年止年度 HK\$'000 千港元	Year ended 2020 截至二零二零年止年度 HK\$'000 千港元	Year ended 2021 截至二零二一年止年度 HK\$'000 千港元	Year ended 2020 截至二零二零年止年度 HK\$'000 千港元	Year ended 2021 截至二零二一年止年度 HK\$'000 千港元	Year ended 2020 截至二零二零年止年度 HK\$'000 千港元
Revenue	收益	8,801	8,243	20,064	15,457	-	N/A 不適用
Loss from operations	經營虧損	(21,382)	(22,229)	(1,505)	(10,072)	(22)	N/A 不適用
Loss for the year	本年度虧損	(26,374)	(26,489)	(1,594)	(10,191)	(22)	N/A 不適用
Other comprehensive income	其他全面收益	757	924	-	-	-	N/A 不適用
Total comprehensive expense for the year	本年度全面開支總額	(25,617)	(25,565)	(1,594)	(10,191)	(22)	N/A 不適用
Dividend received during the year	本年度已收股息	-	-	-	-	-	N/A 不適用

During the year ended 31 December 2021, the Group has unrecognised share of loss of associates of approximately HK\$784,954,000 (2020: HK\$83,771,000). As at 31 December 2021, after deducting an amount of HK\$862,881,000 corresponding to ZKO which has ceased to be an associate of the Company on 29 April 2021, the cumulative unrecognised share of loss of associates is approximately HK\$5,844,000 (31 December 2020: HK\$83,771,000).

22. 於聯營公司之權益(續)

(i) 聯營公司之財務資料概要 (續)

於截至二零二一年十二月三十一日止年度，本集團之未確認分佔聯營公司虧損約為784,954,000港元(二零二零年：83,771,000港元)。於二零二一年十二月三十一日，經扣減因兆科眼科於二零二一年四月二十九日不再為本公司之聯營公司的金額862,881,000港元，累計未確認分佔聯營公司虧損約為5,844,000港元(二零二零年十二月三十一日：83,771,000港元)。

Notes to the Consolidated Financial Statements

綜合財務報表附註

For the year ended 31 December 2021
截至二零二一年十二月三十一日止年度

22. INTERESTS IN ASSOCIATES (CONTINUED)

(i) Summarised financial information of associates (Continued)

Reconciliation of the above summarised financial information to the carrying amount of the interests in the associates in the consolidated financial statements is as follows:

22. 於聯營公司之權益(續)

(i) 聯營公司之財務資料概要(續)

上述財務資料概要與於綜合財務報表內之聯營公司權益之賬面金額對賬如下：

		PPI 31 December 普樂 十二月三十一日		RIT 31 December RIT 十二月三十一日		ZERO 31 December 智和 十二月三十一日	
		2021 二零二一年 HK\$'000 千港元	2020 二零二零年 HK\$'000 千港元	2021 二零二一年 HK\$'000 千港元	2020 二零二零年 HK\$'000 千港元	2021 二零二一年 HK\$'000 千港元	2020 二零二零年 HK\$'000 千港元
Net (liabilities) assets	(負債淨額)資產淨值	(87,265)	(61,810)	10,978	12,573	9,978	N/A 不適用
Proportion of the Group's ownership interests	本集團所有權權益比例	33.92%	33.92%	24.08%	24.08%	36.32%	N/A 不適用
Goodwill	商譽	23,995	23,995	-	-	-	N/A 不適用
Carrying amount of the Group's interests	本集團權益之賬面金額	-	3,029	2,643	3,027	3,624	N/A 不適用

Notes to the Consolidated Financial Statements

綜合財務報表附註

For the year ended 31 December 2021

截至二零二一年十二月三十一日止年度

22. INTERESTS IN ASSOCIATES (CONTINUED)

(ii) Deemed disposal of interests in associates

For the year ended 31 December 2021

On 29 April 2021, ZKO is listed on the Main Board of the Stock Exchange ("ZKO Listing") by issuing new shares. Immediate before ZKO Listing, the Company, through a wholly-owned subsidiary, indirectly controls approximately 33.575% of the total issued share capital of ZKO. Upon the completion of ZKO Listing, the Company, through a wholly-owned subsidiary, indirectly controls approximately 25.823% of the total issued share capital of ZKO. Since the Group will not exercise significant influence over the operation of ZKO, ZKO ceased to be an associate of the Company and is accounted for as financial assets at fair value through other comprehensive income thereafter. This transaction has resulted in the Group recognising a gain of HK\$2.3 billion in profit or loss grouped under the line "other gains and losses, net", calculated as follows:

		HK\$'000 千港元
Fair value of investment retained (Note)	已保留之投資公平值(附註)	2,321,626
Less: Carrying amount of the investment on the date of loss of significant influence of ZKO	減：於喪失對兆科眼科之重大影響力當日，投資之賬面金額	—
Gain recognised in profit or loss	於損益確認之收益	2,321,626

Note: The fair value was based on the offer price of ZKO's initial public offering.

For the year ended 31 December 2020

RIT issued certain ordinary shares to key staff in February 2020 and the Group subscribed certain new shares from RIT in September 2020, and the Group's equity interest in RIT was effectively diluted from 24.12% to 24.08%, and recognised a loss on deemed disposal of interest of approximately HK\$282,000.

Following the reduction of equity interest in ZKO from 50.117% to 48.539% in October 2020 as disclosed in note 45 to the consolidated financial statements, the Group's equity interest in ZKO was further diluted to 33.575% after the issue of series B preferred shares by ZKO, and the Group recognised a loss on deemed disposal of interest of approximately HK\$180,641,000 in November 2020.

In aggregate, the Group recognised a total loss on deemed disposal of interests in associates of approximately HK\$180,923,000 in profit or loss which was included in "other gains and losses, net" in 2020.

22. 於聯營公司之權益(續)

(ii) 視為出售於聯營公司之權益

截至二零二一年十二月三十一日止年度

於二零二一年四月二十九日，兆科眼科藉發行新股份在聯交所主板上市(「兆科眼科上市」)。於緊接兆科眼科上市前，本公司經由一間全資附屬公司間接控制兆科眼科已發行股本總額約33.575%。於兆科眼科上市完成後，本公司經由一間全資附屬公司間接控制兆科眼科已發行股本總額約25.823%。由於本集團對兆科眼科之營運再無重大影響力，因此兆科眼科不再為本公司之聯營公司，並於其後入賬列作按公平值透過其他全面收益列賬之財務資產。此項交易導致本集團於損益確認歸類為「其他收益及虧損淨額」之收益23億港元，其計算如下：

附註：公平值乃基於兆科眼科首次公開發售的發售價計算。

截至二零二零年十二月三十一日止年度

RIT於二零二零年二月向關鍵員工發行若干普通股，本集團亦於二零二零年九月向RIT認購若干新股份，本集團於RIT之股權實際由24.12%攤薄至24.08%，並確認為出售權益之虧損約282,000港元。

誠如綜合財務報表附註45所披露，隨著於兆科眼科之股權於二零二零年十月由50.117%減少至48.539%，本集團於兆科眼科之股權在兆科眼科於二零二零年十一月發行B系列優先股後進一步攤薄至33.575%，並確認為出售權益之虧損約180,641,000港元。

綜合計算，本集團於損益確認視為出售聯營公司權益之虧損總額約180,923,000港元，歸入二零二零年之「其他收益及虧損淨額」內。

Notes to the Consolidated Financial Statements

綜合財務報表附註

For the year ended 31 December 2021

截至二零二一年十二月三十一日止年度

23. FINANCIAL ASSETS AT FAIR VALUE THROUGH PROFIT OR LOSS

23. 按公平值透過損益列賬之財務資產

		2021 二零二一年 HK\$'000 千港元	2020 二零二零年 HK\$'000 千港元
Investments in life insurance policies (Note a)	人壽保險保單投資(附註a)	5,856	5,191
Unlisted warrants (Note b)	非上市認股權證(附註b)	2,288	20,919
Club membership debenture	會所會籍債券	3,768	3,200
Convertible instruments (Note c)	可換股工具(附註c)	18,568	8,740
		30,480	38,050

The fair value measurement of these assets are disclosed in note 6 to the consolidated financial statements.

該等資產之公平值計量於綜合財務報表附註6披露。

Notes:

附註：

- a. These represent the life insurance policies with an insurance company to insure certain directors of the Company. Under the policy, the Company is both the beneficiary and the policy holder. The Group is required to pay an one-off premium payment. The Group can terminate the policy at any time and receive cash based on the cash value of the policy at the date of withdrawal ("**Cash Value**"), which is determined by the premium payment plus accumulated interest earned minus the accumulated insurance charges, policy expense charges and a specified amount of surrender charge if the withdrawal is made between 1st to 15th policy year.

- a. 此乃本公司與一間保險公司訂立之人壽保險保單，對本公司若干董事投保。根據保單，本公司同時為受益人及保單持有人。本集團須支付一次過保費。本集團可隨時終止保單，並基於保單於撤回當日之現金價值（「現金價值」）收回現金，有關現金價值乃按保費付款加上所賺取累計利息，再減累計保險費用、保單開支費用及特定金額之退保手續費（如於保單第一至十五年撤回）釐定。

- b. These represent the warrants issued by public and private pharmaceutical companies operated in the United States.

- b. 此乃由美國之公營及私營藥業公司發出之認股權證。

During the year ended 31 December 2020, the Group recognised a loss on derecognition upon expiry of certain warrants of approximately HK\$4,584,000 in profit or loss under "other gains and losses, net".

截至二零二零年十二月三十一日止年度，本集團於損益內「其他收益及虧損淨額」項下確認於若干認股權證期滿後終止確認之虧損約4,584,000港元。

- c. These represents convertible notes/loan issued by both public and private pharmaceutical companies (the "**Issuers**") operated in the United States and Switzerland, and they could be converted into equity instruments of the Issuers. Pursuant to the underlying agreements, the notes/loan carry interest at 5% to 10% (31 December 2020: 5% to 6%) per annum and will be matured in years 2022 and 2024 respectively (31 December 2020: years 2021 and 2024, subject to any renewal clause).

- c. 此乃在美國及瑞士營運之公眾及私營藥業公司（「發行人」）所發行之可換股票據／貸款，可轉換為發行人之權益工具。根據相關協議，該等票據／貸款之年利率為5%至10%（二零二零年十二月三十一日：5%至6%），分別將於二零二二年度及二零二四年度到期（二零二零年十二月三十一日：二零二一年度及二零二四年度到期，並受續期條款規限）。

Notes to the Consolidated Financial Statements

綜合財務報表附註

For the year ended 31 December 2021

截至二零二一年十二月三十一日止年度

24. FINANCIAL ASSETS AT FAIR VALUE THROUGH OTHER COMPREHENSIVE INCOME

24. 按公平值透過其他全面收益列賬之財務資產

		2021 二零二一年 HK\$'000 千港元	2020 二零二零年 HK\$'000 千港元
Equity securities listed outside Hong Kong (Note b)	於香港以外地區上市之股本證券(附註b)	73,610	208,287
Equity securities listed in Hong Kong (Note b)	於香港上市之股本證券(附註b)	787,695	-
Unlisted equity securities (Notes a, b)	非上市股本證券(附註a、b)	78,940	87,199
Unlisted partnership investments (Note c)	非上市合夥投資(附註c)	66,472	82,098
		1,006,717	377,584

The fair value measurement of these assets are disclosed in note 6 to the consolidated financial statements.

Notes:

- a. These represent the Group's equity interests in private entities incorporated in Switzerland and the United States.
- b. These investments are not held for trading, instead, they are held for long-term strategic purposes. The directors of the Company have elected to designate these investments in financial assets at FVTOCI as they believe that recognising short-term fluctuations in these investments' fair value in profit or loss would not be consistent with the Group's strategy of holding these investments for long-term purposes and realising their performance potential in the long run.
- c. These represent partnership interests in private funds.

該等資產之公平值計量於綜合財務報表附註6披露。

附註：

- a. 此乃本集團於瑞士及美國註冊成立之私人實體之股權。
- b. 該等投資並非持作買賣，相反，該等投資乃持有作長期策略目的。本公司董事已選擇指定該等投資為按公平值透過其他全面收益列賬之財務資產，原因為彼等相信於損益確認該等投資之公平值之短期波動將與本集團持有該等投資作長期目的並從長遠角度實現其表現潛力之策略不一致。
- c. 此乃於私人基金之合夥權益。

Notes to the Consolidated Financial Statements

綜合財務報表附註

For the year ended 31 December 2021
截至二零二一年十二月三十一日止年度

24. FINANCIAL ASSETS AT FAIR VALUE THROUGH OTHER COMPREHENSIVE INCOME (CONTINUED)

The movement of financial assets at FVTOCI for both years ended 31 December 2021 and 2020 are as follows:

		2021 二零二一年 HK\$'000 千港元	2020 二零二零年 HK\$'000 千港元
At beginning of the year	於年初	377,584	614,921
Addition (Note)	添置(附註)	14,113	18,983
Deemed disposal of interest in associates (Note 22(ii))	視為出售於聯營公司之權益(附註22(ii))	2,321,626	-
Fair value losses on revaluation recognised, net	已確認重估公平值虧損淨額	(1,706,606)	(256,320)
At end of the year	於年末	1,006,717	377,584

Note: Included in HK\$14,113,000 (2020: HK\$18,983,000) total additions, there was HK\$3,386,000 being converted from convertible instruments (2020: Nil).

24. 按公平值透過其他全面收益列賬之財務資產(續)

截至二零二一年及二零二零年十二月三十一日止年度，按公平值透過其他全面收益列賬之財務資產變動如下：

附註：總添置 14,113,000 港元（二零二零年：18,983,000 港元）中，3,386,000 港元轉自可換股工具（二零二零年：無）。

25. INVENTORIES

		2021 二零二一年 HK\$'000 千港元	2020 二零二零年 HK\$'000 千港元
Research materials	研究材料	86,114	128,223
Raw materials	原材料	79,663	54,551
Work-in-progress	在製品	35,684	31,943
Finished goods	製成品	129,933	199,660
		331,394	414,377

No inventories are carried at net realisable value at both 31 December 2021 and 2020.

25. 存貨

於二零二一年及二零二零年十二月三十一日，概無存貨按可變現淨值列賬。

Notes to the Consolidated Financial Statements

綜合財務報表附註

For the year ended 31 December 2021

截至二零二一年十二月三十一日止年度

26. TRADE RECEIVABLES

		2021 二零二一年 HK\$'000 千港元	2020 二零二零年 HK\$'000 千港元
Trade receivables	應收貿易賬款	169,369	161,282
Less: Allowances for ECL	減：預期信貸虧損撥備	(1,046)	(1,708)
		168,323	159,574

The credit period on sales of goods is 30–120 days. The Group has recognised an allowance for ECL of 100% against all receivables over 365 days because historical experience has been that receivables that are past due beyond 365 days are not recoverable. Allowances for ECL are recognised against trade receivables over 180 days based on estimated irrecoverable amounts determined by reference to past default experience of the counterparty and an analysis of the counterparty's current financial position.

The following is an analysis of trade receivables by age, presented based on the invoice date and net of allowance for ECL at the end of the reporting period:

		2021 二零二一年 HK\$'000 千港元	2020 二零二零年 HK\$'000 千港元
0–30 days	0至30日	83,225	72,314
31–120 days	31至120日	79,836	68,058
121–180 days	121至180日	5,022	2,790
181–365 days	181至365日	225	16,412
Over 365 days and under 3 years	365日以上及三年以內	15	-
		168,323	159,574

Trade receivables disclosed above include amounts which are past due at the end of the reporting period for which the Group has not recognised an allowance for ECL because there has not been a significant change in credit quality and the amounts are still considered recoverable. The Group does not hold any collateral or other credit enhancements over these balances nor does it have a legal right of offset against any amounts owed by the Group to the counterparty.

26. 應收貿易賬款

貨品銷售之信貸期為30至120日。本集團已就所有超過365日之應收款項確認100%預期信貸虧損撥備，原因為按過往經驗，逾期超過365日之應收款項乃無法收回。逾期超過180日之應收貿易賬款則根據估計不可收回金額確認預期信貸虧損撥備，而估計不可收回金額乃參考對手方之過往違約經驗及對其現時財務狀況所作之分析釐定。

以下為基於發票日期所呈列應收貿易賬款於報告期末之賬齡分析，當中已扣除預期信貸虧損撥備：

上文所披露之應收貿易賬款包括於報告期末已逾期但尚未獲本集團確認預期信貸虧損撥備之金額，原因為有關金額之信貸質素並無重大變動且認為仍可收回。本集團並無就此等結餘持有任何抵押品或其他信貸加強項目，亦無法律權利可以本集團結欠對手方之任何金額作抵銷。

Notes to the Consolidated Financial Statements

綜合財務報表附註

For the year ended 31 December 2021
截至二零二一年十二月三十一日止年度

26. TRADE RECEIVABLES (CONTINUED)

Aging analysis of receivables that are past due but no allowance for ECL provided

		2021 二零二一年 HK\$'000 千港元	2020 二零二零年 HK\$'000 千港元
Overdue by:	逾期：		
1-180 days	1至180日	71,648	84,125
181-365 days	181至365日	164	858
		71,812	84,983

26. 應收貿易賬款(續)

已逾期但尚未計提預期信貸虧損撥備之應收款項之賬齡分析

Movement in allowance for ECL

		2021 二零二一年 HK\$'000 千港元	2020 二零二零年 HK\$'000 千港元
Balance at beginning of the year	年初之結餘	1,708	440
Exchange rate adjustments	匯率調整	38	98
Write-off	撤銷	(146)	(10)
(Credit) charge to profit or loss for the year	(計入)扣除本年度損益	(554)	1,180
Balance at end of the year	年末之結餘	1,046	1,708

預期信貸虧損撥備變動

In determining the recoverability of a trade receivable, the Group considers any change in the credit quality of the trade receivable from the date credit was initially granted up to the end of the reporting period. The concentration of credit risk is limited due to the customer base being large and unrelated.

於釐定應收貿易賬款是否可收回時，本集團考慮應收貿易賬款自初步授出信貸日期起至報告期末為止信貸質素之任何變動。由於客戶基礎龐大且互無關連，故信貸集中風險有限。

Aging analysis of receivables that are past due and allowance for ECL provided

		2021 二零二一年 HK\$'000 千港元	2020 二零二零年 HK\$'000 千港元
Overdue by:	逾期：		
181-365 days	181至365日	163	858
Over 365 days and under 3 years	365日以上及三年以內	883	850
		1,046	1,708

已逾期並已計提預期信貸虧損撥備之應收款項之賬齡分析

Notes to the Consolidated Financial Statements

綜合財務報表附註

For the year ended 31 December 2021

截至二零二一年十二月三十一日止年度

27. OTHER RECEIVABLES, DEPOSITS AND PREPAYMENT

		2021 二零二一年 HK\$'000 千港元	2020 二零二零年 HK\$'000 千港元
Utilities and rental deposits	公共服務及租金按金	3,579	3,504
Prepayment for acquisition of plant and equipment, services and purchase	收購廠房及設備、服務以及購買之預付款項	99,459	75,597
Prepaid value-added tax	預付增值稅	28,272	32,891
Others (Note)	其他(附註)	31,426	37,089
		162,736	149,081

Note: Others includes receivables from other debtors and advance to staff.

As at 31 December 2021, there was no balance with associates included in other receivables, deposits and prepayment (31 December 2020: HK\$1,194,000) which is arising from the ordinary course of the Group's business.

There is no provision for impairment loss on other receivable recognised in profit or loss for both years ended 31 December 2021 and 2020.

28. ADVANCE TO ASSOCIATES

This represents the principal and interest receivables from loans to associates which carry interest rate of 4% (2020: 4%) per annum and are repayable within one year.

As at 31 December 2021, the management of the Company assessed the recoverability of the advance to associates and made a ECL provision (stage 3) of HK\$90,838,000 (2020: Nil).

As at 31 December 2021, the carrying amount of advance to associates is Nil, net of HK\$90,838,000 ECL provision (31 December 2020: HK\$77,504,000, net of Nil ECL provision).

27. 其他應收款項、按金及預付款項

附註：其他包括應收其他債務人之款項及墊付予員工之款項。

於二零二一年十二月三十一日，其他應收款項、按金及預付款項內並無包括本集團日常業務中產生與聯營公司之結餘(二零二零年十二月三十一日：1,194,000港元)。

截至二零二一年及二零二零年十二月三十一日止兩個年度，概無於損益確認其他應收款項減值虧損撥備。

28. 墊付予聯營公司之款項

此指向聯營公司借出之貸款之本金及應收利息，利率為每年4厘(二零二零年：4厘)，須於一年內償還。

於二零二一年十二月三十一日，本公司管理層已評估墊付予聯營公司之款項的可收回程度，並已計提第三階段預期信貸虧損撥備(第三階段)90,838,000港元(二零二零年：無)。

於二零二一年十二月三十一日，墊付予聯營公司之款項之賬面金額為零，當中已扣除預期信貸虧損撥備90,838,000港元(二零二零年十二月三十一日：77,504,000港元，當中已扣除預期信貸虧損撥備零元)。

Notes to the Consolidated Financial Statements

綜合財務報表附註

For the year ended 31 December 2021

截至二零二一年十二月三十一日止年度

29. PLEDGED BANK DEPOSITS/ TIME DEPOSITS/CASH AND BANK BALANCES

As at 31 December 2020, pledged bank deposits represent the Group's security given to banks for facilities granted to the group entities and CVie Therapeutics Limited ("CVie Taiwan"), an indirect investee to the Group which ceased to be a subsidiary to the Group in year 2018.

The pledged bank deposits would be released within one year and therefore are classified as current assets.

As at 31 December 2020, time deposits and pledged bank deposits carry interest rates at 1.95% per annum and at range from 0.00% to 0.10% per annum respectively. All time deposits and pledged bank deposits have been released during year 2021.

Bank balances carry prevailing interest rates at both 31 December 2021 and 2020.

30. TRADE PAYABLES

The following is an analysis of trade payables by age, presented based on due date, at 31 December 2021 and 2020:

0-90 days	0至90日
91-180 days	91至180日
181-365 days	181至365日
Over 365 days	365日以上

The average credit period on purchases of certain goods is 90 days. The Group has financial risk policies in place to ensure that all payables are paid within the credit timeframe.

29. 已抵押銀行存款／定期存款／ 現金及銀行結餘

於二零二零年十二月三十一日，已抵押銀行存款即本集團就集團實體及中生醫藥股份有限公司（「中生台灣」，本集團之間接被投資方，於二零一八年度不再為本集團之附屬公司）獲授之融資而向銀行提供之抵押品。

已抵押銀行存款可於一年內解除，故分類為流動資產。

於二零二零年十二月三十一日，定期存款及已抵押銀行存款分別按年利率1.95%及0.00%至0.10%計息。於二零二一年度，所有定期存款及已抵押銀行存款已經解除。

於二零二一年及二零二零年十二月三十一日，銀行結餘按當前利率計息。

30. 應付貿易賬款

以下為基於到期日所呈列應付貿易賬款於二零二一年及二零二零年十二月三十一日之賬齡分析：

		2021 二零二一年 HK\$'000 千港元	2020 二零二零年 HK\$'000 千港元
0-90 days	0至90日	56,884	73,060
91-180 days	91至180日	-	420
181-365 days	181至365日	5,403	72
Over 365 days	365日以上	312	181
		62,599	73,733

購買若干貨品之平均信貸期為90日。本集團訂有財務風險政策，確保所有應付款項能於信貸時間框架內結清。

Notes to the Consolidated Financial Statements

綜合財務報表附註

For the year ended 31 December 2021

截至二零二一年十二月三十一日止年度

31. OTHER PAYABLES AND ACCRUALS

31. 其他應付款項及應計費用

		2021 二零二一年 HK\$'000 千港元	2020 二零二零年 HK\$'000 千港元
Contract liabilities	合約負債	118,312	135,125
Sales guarantee deposits	銷售保證按金	146,698	163,425
Other payables for plant and equipment and services	就廠房及設備與服務之其他應付款項	208,464	205,082
Other tax payables	其他應付稅項	8,136	16,313
Obligations under license contract	專利合約承擔	531	571
Accrued staff salaries and welfare	累計僱員薪酬及福利	104,712	39,108
Others (Note)	其他(附註)	137,817	131,571
		724,670	691,195
Classified as:	分類為：		
Current	流動	684,670	691,195
Non-current	非流動	40,000	-
		724,670	691,195

Note: Others includes payable to other creditors and accrued expenses.

附註：其他包括應付其他債權人之款項及應計費用。

32. BANK BORROWINGS

32. 銀行借款

		2021 二零二一年 HK\$'000 千港元	2020 二零二零年 HK\$'000 千港元
Secured bank borrowings classified as current liabilities (Note a)	分類為流動負債之有抵押銀行借款(附註a)	150,280	129,457
Unsecured bank borrowing classified as current liabilities (Note b)	分類為流動負債之無抵押銀行借款(附註b)	12,260	11,920
		162,540	141,377
Secured bank borrowings classified as non-current liabilities	分類為非流動負債之有抵押銀行借款	84,090	-
		246,630	141,377
Carrying amount of the borrowings are repayable (Note c):	借款賬面金額須於下列期間償還(附註c)：		
Within 1 year	一年內	142,540	66,806
After 1 year but not exceeding 2 years	一年後但不超過兩年	26,727	54,571
After 2 years but not exceeding 5 years	兩年後但不超過五年	77,363	20,000
		246,630	141,377

Notes to the Consolidated Financial Statements

綜合財務報表附註

For the year ended 31 December 2021
截至二零二一年十二月三十一日止年度

32. BANK BORROWINGS (CONTINUED)

Notes:

- As the bank borrowings include a clause that gives the lenders the unconditional right to call the borrowings at any time ("**Repayment on Demand Clause**"), according to Hong Kong Interpretation 5 which requires the classification of whole borrowings containing the Repayment on Demand Clause as current liabilities, the bank borrowings were classified as current liabilities.
- The bank loan was obtained by a Group's subsidiary in PRC which is subject to the fulfillment of covenant as is commonly found in lending arrangements with financial institutions. At 31 December 2020, the Group's subsidiary did not fulfill the covenant imposed by bank on the bank loan and the entire bank loan which was long-term borrowing was re-classified as current liabilities in the consolidated statement of financial position.
- The table is based on the agreed repayment schedule provided by banks.

Bank borrowings carry floating interest rates which is adjusted with reference to Hong Kong Interbank Offered Rate, Prime Rate or Loan Prime Rate at both 31 December 2021 and 2020. As at 31 December 2021, the effective interest rates of Group's bank borrowings ranged from 1.39% to 3.85% (31 December 2020: 1.75% to 3.85%) per annum.

The Group's bank borrowings are denominated in the following currencies:

		2021 二零二一年 HK\$'000 千港元	2020 二零二零年 HK\$'000 千港元
Hong Kong Dollars	港元	209,722	100,627
United States Dollars	美元	24,648	28,830
Renminbi	人民幣	12,260	11,920
		246,630	141,377

32. 銀行借款(續)

附註：

- 由於銀行借款包含賦予貸方無條件權利隨時催繳借款之條文(「**按要求還款條文**」)，故根據香港詮釋第5號(其載有按要求還款條文之整筆借款分類為流動負債)，銀行借款已分類為流動負債。
- 該銀行貸款由本集團一間中國附屬公司取得，須履行常見於與財務機構訂立借款安排之契諾。於二零二零年十二月三十一日，本集團之附屬公司並無履行銀行就銀行貸款施加之契諾，而原屬長期借款之整筆銀行貸款已於綜合財務狀況表重新分類為流動負債。
- 該表以銀行提供之協定還款時間表為基礎。

於二零二一年及二零二零年十二月三十一日，銀行借款均按浮動利率(經參考香港銀行同業拆息、最優惠利率或貸款最優惠利率作出調整)計息。於二零二一年十二月三十一日，本集團銀行借款之實際年利率介乎1.39%至3.85%(二零二零年十二月三十一日：1.75%至3.85%)。

本集團銀行借款以下列貨幣計值：

Notes to the Consolidated Financial Statements

綜合財務報表附註

For the year ended 31 December 2021

截至二零二一年十二月三十一日止年度

33. LEASE LIABILITIES

33. 租賃負債

		2021 二零二一年		2020 二零二零年	
		Present value of the lease payments	Total lease payments	Present value of the lease payments	Total lease payments
		租賃付款現值	租賃付款總額	租賃付款現值	租賃付款總額
		HK\$'000	HK\$'000	HK\$'000	HK\$'000
		千港元	千港元	千港元	千港元
Within 1 year	一年內	12,639	12,977	7,828	8,259
After 1 year but within 2 years	一年後但兩年內	6,118	6,221	6,338	6,499
After 2 years but within 5 years	兩年後但五年內	1,751	1,761	1,164	1,204
After 5 years	五年後	-	-	-	-
		7,869	7,982	7,502	7,703
		20,508	20,959	15,330	15,962
Less: Total future interest expenses	減：未來利息開支總額		(451)		(632)
Present value of lease liabilities	租賃負債現值		20,508		15,330

Lease obligations are denominated in currencies of the functional currencies of the relevant group entities. 租賃承擔以相關集團實體之功能貨幣計值。

Notes to the Consolidated Financial Statements

綜合財務報表附註

For the year ended 31 December 2021
截至二零二一年十二月三十一日止年度

34. DEFERRED TAXATION

The following is the major deferred tax balances recognised and movements thereon during the current and prior years:

Deferred tax (assets) liabilities

		Accelerated tax depreciation	Intangible assets	Tax on unrealised profit 未變現溢利	Right-of-use assets 使用權資產	Lease liabilities 租賃負債	Total
		加速稅項折舊 HK\$'000 千港元	無形資產 HK\$'000 千港元	之稅項 HK\$'000 千港元	HK\$'000 千港元	HK\$'000 千港元	總計 HK\$'000 千港元
At 1 January 2020	於二零二零年一月一日	604	70,858	(14,181)	3,681	(3,529)	57,433
Exchange difference	匯兌差額	-	4,835	-	151	(144)	4,842
(Credit) charge to profit or loss	(計入損益)自損益扣除	(319)	25,882	(4,530)	(1,373)	1,333	20,993
Disposal of subsidiaries (Note 45)	出售附屬公司(附註45)	-	(20,005)	-	-	-	(20,005)
At 31 December 2020 and 1 January 2021	於二零二零年十二月三十一日及 二零二一年一月一日	285	81,570	(18,711)	2,459	(2,340)	63,263
Exchange difference	匯兌差額	-	2,110	-	64	(62)	2,112
(Credit) charge to profit or loss	(計入損益)自損益扣除	(475)	(4,220)	3,312	968	(1,157)	(1,572)
At 31 December 2021	於二零二一年十二月三十一日	(190)	79,460	(15,399)	3,491	(3,559)	63,803

For the purpose of presentation in the consolidated statement of financial position, deferred tax assets and liabilities have been offset. The following is the analysis of the deferred tax balances for financial reporting purposes:

		2021 二零二一年 HK\$'000 千港元	2020 二零二零年 HK\$'000 千港元
Deferred tax assets	遞延稅項資產	(15,424)	(18,729)
Deferred tax liabilities	遞延稅項負債	79,227	81,992
		63,803	63,263

Under the EIT Law of the PRC, withholding tax is imposed on dividends declared in respect of profits earned by the PRC subsidiaries from 1 January 2008 onwards. Deferred taxation has not been provided for in the consolidated financial statements in respect of temporary differences attributable to accumulated profits earned by the PRC subsidiaries amounting to approximately HK\$562 million (2020: HK\$599 million) as the Group is able to control the timing of the reversal of the temporary differences and it is probable that the temporary differences will not reverse in the foreseeable future.

34. 遞延稅項

以下為於本年度及過往年度確認之主要遞延稅項結餘及其變動：

遞延稅項(資產)負債

就綜合財務狀況表呈列而言，遞延稅項資產及負債經已抵銷。以下為供財務申報之用的遞延稅項結餘分析：

根據中國企業所得稅法，自二零零八年一月一日起，中國附屬公司就所賺取溢利宣派之股息須繳納預扣稅。由於本集團能夠控制撥回中國附屬公司所賺取累計溢利應佔暫時差額約562百萬港元(二零二零年：599百萬港元)之時間且該等暫時差額於可預見將來可能不會撥回，故綜合財務報表內並無就該等暫時差額計提遞延稅項。

Notes to the Consolidated Financial Statements

綜合財務報表附註

For the year ended 31 December 2021

截至二零二一年十二月三十一日止年度

35. SHARE CAPITAL

35. 股本

		Number of shares 股份數目		Share capital 股本	
		2021 二零二一年	2020 二零二零年	2021 二零二一年 HK\$'000 千港元	2020 二零二零年 HK\$'000 千港元
Authorised:	法定：				
Ordinary shares of HK\$0.05 each	每股面值0.05港元之普通股	1,000,000,000	1,000,000,000	50,000	50,000
Issued and fully paid:	已發行及已繳足：				
At beginning of the year	於年初	588,125,343	587,920,343	29,406	29,396
Exercise of share options (Note a)	行使購股權(附註a)	710,000	205,000	36	10
At end of the year	於年末	588,835,343	588,125,343	29,442	29,406

During the year ended 31 December 2021, the movement in the Company's share capital is as follows:

- (a) A total of 710,000 (2020: 205,000) new shares were issued upon exercise of 710,000 (2020: 205,000) share options under the Company's share option schemes at an aggregate consideration of HK\$3,543,000 (2020: HK\$446,000) (net of issuance cost) of which HK\$36,000 (2020: HK\$10,000) was credited to share capital and the remaining balance of HK\$3,507,000 (2020: HK\$436,000) was credited to the share premium account. In addition, an amount attributable to the related share options of HK\$1,771,000 (2020: HK\$231,000) has been transferred from share-based compensation reserve to the share premium account.

於截至二零二一年十二月三十一日止年度內，本公司股本之變動如下：

- (a) 根據本公司購股權計劃行使710,000份(二零二零年：205,000份)購股權後已發行合共710,000股(二零二零年：205,000股)新股份，總代價為3,543,000港元(二零二零年：446,000港元)(扣除發行成本)，其中36,000港元(二零二零年：10,000港元)計入股本，其餘3,507,000港元(二零二零年：436,000港元)計入股份溢價賬。此外，相關購股權應佔款項1,771,000港元(二零二零年：231,000港元)已從以股份支付之酬金儲備轉撥至股份溢價賬。

Notes to the Consolidated Financial Statements

綜合財務報表附註

For the year ended 31 December 2021

截至二零二一年十二月三十一日止年度

36. RESERVES

Share premium

Share premium represents the difference between the nominal value and the issuing value of the shares of the Company.

Merger difference

Merger difference represents the difference between the nominal value of the shares of the acquired subsidiaries and the nominal value of the Company's shares issued for the acquisition at the time of the Group's reorganisation prior to the listing of the Company's shares in 2002.

Share-based compensation reserve

Share-based compensation reserve comprises the fair value of share options granted which are not yet exercised.

Other reserves

Other reserves represent (i) the difference between the consideration and the carrying amount of the net assets attributable to the reduction of, or additions of, interests in subsidiaries being disposed to, or acquired from, non-controlling interests; and (ii) share of associates' reserve.

Investments revaluation reserve

Investments revaluation reserve represents the cumulative fair value changes, net of tax, of financial assets at FVTOCI until they are disposed of or impaired.

Exchange reserve

Exchange reserve relating to the translation of the net assets of the Group's foreign subsidiaries from their functional currencies to the Group's presentation currency are recognised directly in other comprehensive income and accumulated in the exchange reserve. Such exchange differences accumulated in the exchange reserve will be reclassified to profit or loss upon the disposal of the foreign subsidiaries.

36. 儲備

股份溢價

股份溢價指本公司股份面值與發行價值之間的差額。

合併差額

合併差額指所收購附屬公司之股份面值與於二零零二年本公司股份上市前進行本集團重組時因收購而發行本公司股份之面值之間的差額。

以股份支付之酬金儲備

以股份支付之酬金儲備包括已授出但尚未獲行使之購股權之公平值。

其他儲備

其他儲備指(i)代價與向非控股權益出售或從非控股權益收購附屬公司而於當中權益增減應佔淨資產賬面金額之間的差額；及(ii)分佔聯營公司之儲備。

投資重估儲備

投資重估儲備指按公平值透過其他全面收益列賬之財務資產於出售或減值前之累計公平值變動(扣除稅項)。

匯兌儲備

有關將本集團海外附屬公司之資產淨值從其功能貨幣換算為本集團呈報貨幣之匯兌儲備直接於其他全面收益確認並於匯兌儲備累計。該等在匯兌儲備累計之匯兌差額將於出售海外附屬公司時重新分類至損益。

Notes to the Consolidated Financial Statements

綜合財務報表附註

For the year ended 31 December 2021

截至二零二一年十二月三十一日止年度

37. SHARE OPTION SCHEMES

The Company

The Company's share option scheme (the "2002 Share Option Scheme") and new share option scheme (the "New Share Option Scheme", together with the 2002 Share Option Scheme referred to as "Share Option Schemes") were adopted on 26 June 2002 and 10 May 2012 respectively for the primary purpose of providing incentives to directors, eligible employees, advisers and consultants.

For the 2002 Share Option Scheme, the total number of shares in respect of which options may be granted under the scheme is not permitted to exceed 10% of the shares of the Company ("Shares") in issue at the time of listing, without prior approval from the Company's shareholders. The number of Shares issued and to be issued in respect of which options granted and may be granted to any individual in any one year is not permitted to exceed 1% of the Shares in issue, without prior approval from the Company's shareholders.

For the New Share Option Scheme, the total number of shares which may be issued upon exercise of all options to be granted under the New Share Option Scheme shall be subject to a maximum limit of 10% of the Shares in issue on the date on which the New Share Option Scheme is conditionally adopted and approved by the shareholders at the AGM, unless the Company obtains an approval from the shareholders in general meeting to refresh such 10% in accordance with the Listing Rules. Options lapsed in accordance with the terms of the New Share Option Scheme will not be counted for the purpose of calculating such 10%. The overall limit on the number of Shares which may be issued upon exercise of all outstanding options granted and yet to be exercised under the New Share Option Scheme and any other share option schemes must not exceed 30% of the Shares in issue from time to time.

The exercise price is determined by the directors, and will not be less than the highest of (i) the closing price of the Shares on the date of grant; (ii) the average closing price of the Shares for five business days immediately preceding the date of grant; and (iii) the nominal value of the Shares.

37. 購股權計劃

本公司

本公司之購股權計劃(「二零零二年購股權計劃」)及新購股權計劃(「新購股權計劃」，連同二零零二年購股權計劃統稱「購股權計劃」)分別於二零零二年六月二十六日及二零一二年五月十日採納，旨在向董事、合資格僱員、顧問及諮詢人士提供獎勵。

就二零零二年購股權計劃而言，若無獲得本公司股東事先批准，根據該計劃可授出之購股權所涉及之股份總數不准超過於上市時本公司已發行股份(「股份」)之10%。若無事先獲得本公司股東批准，於任何一年內，就授予及可能授予任何人士之購股權而已發行及將予發行之股份數目不准超過已發行股份之1%。

就新購股權計劃而言，於行使根據新購股權計劃將授出之所有購股權時可能發行之股份總數將受股東於股東週年大會上有條件採納及批准新購股權計劃當日已發行股份10%之最高上限所規限，除非本公司根據上市規則於股東大會上獲得股東批准更新有關10%限額。就計算該10%限額而言，根據新購股權計劃之條款失效之購股權將不會計算在內。根據新購股權計劃及任何其他購股權計劃已授出而尚未行使之所有發行之購股權獲行使而可能發行之股份數目整體限額不得超過不時之已發行股份之30%。

行使價乃由董事釐定，並將不少於以下各項之最高者：(i)股份於授出日期之收市價；(ii)股份於緊接授出日期前五個營業日之平均收市價；及(iii)股份面值。

Notes to the Consolidated Financial Statements

綜合財務報表附註

For the year ended 31 December 2021
截至二零二一年十二月三十一日止年度

37. SHARE OPTION SCHEMES (CONTINUED)

The Company (Continued)

Details of the Company's Share Option Schemes during the current year are summarised as follow:

37. 購股權計劃(續)

本公司(續)

於本年度，本公司之購股權計劃詳情概述如下：

Date of grant 授出日期	Vesting period 歸屬期	No. of options 購股權數目				At 31 December 2021 於二零二一年 十二月三十一日	Exercise period 行使期	Exercise price per share 每股行使價 HK\$ 港元
		At 1 January 2021 於二零二一年 一月一日	Granted during the year 年內授出	Exercised during the year 年內行使	Lapsed during the year 年內失效			
Category I:								
第一類:								
Directors								
董事								
30.12.2013 二零一三年十二月三十日	30.12.2013 to 29.06.2014 二零一三年十二月三十日至 二零一四年六月二十九日	338,000	-	-	-	338,000	30.06.2014 to 29.12.2023 二零一四年六月三十日至 二零二三年十二月二十九日	7.300
	30.12.2013 to 29.03.2015 二零一三年十二月三十日至 二零一五年三月二十九日	538,000	-	-	-	538,000	30.03.2015 to 29.12.2023 二零一五年三月三十日至 二零二三年十二月二十九日	7.300
31.03.2015 二零一五年三月三十一日	31.03.2015 to 29.09.2015 二零一五年三月三十一日至 二零一五年九月二十九日	669,000	-	-	-	669,000	30.09.2015 to 30.03.2025 二零一五年九月三十日至 二零二五年三月三十日	11.200
	31.03.2015 to 29.06.2016 二零一五年三月三十一日至 二零一六年六月二十九日	669,000	-	-	-	669,000	30.06.2016 to 30.03.2025 二零一六年六月三十日至 二零二五年三月三十日	11.200
31.03.2016 二零一六年三月三十一日	31.03.2016 to 29.09.2016 二零一六年三月三十一日至 二零一六年九月二十九日	880,500	-	-	-	880,500	30.09.2016 to 30.03.2026 二零一六年九月三十日至 二零二六年三月三十日	5.754
	31.03.2016 to 29.06.2017 二零一六年三月三十一日至 二零一七年六月二十九日	880,500	-	-	-	880,500	30.06.2017 to 30.03.2026 二零一七年六月三十日至 二零二六年三月三十日	5.754
13.04.2017 二零一七年四月十三日	13.04.2017 to 12.10.2017 二零一七年四月十三日至 二零一七年十月十二日	885,000	-	-	-	885,000	13.10.2017 to 12.04.2027 二零一七年十月十三日至 二零二七年四月十二日	7.548
	13.04.2017 to 12.07.2018 二零一七年四月十三日至 二零一八年七月十二日	885,000	-	-	-	885,000	13.07.2018 to 12.04.2027 二零一八年七月十三日至 二零二七年四月十二日	7.548
13.04.2018 二零一八年四月十三日	13.04.2018 to 12.10.2018 二零一八年四月十三日至 二零一八年十月十二日	684,000	-	-	-	684,000	13.10.2018 to 12.04.2028 二零一八年十月十三日至 二零二八年四月十二日	11.216
	13.04.2018 to 12.07.2019 二零一八年四月十三日至 二零一九年七月十二日	684,000	-	-	-	684,000	13.07.2019 to 12.04.2028 二零一九年七月十三日至 二零二八年四月十二日	11.216
15.04.2019 二零一九年四月十五日	15.04.2019 to 14.10.2019 二零一九年四月十五日至 二零一九年十月十四日	888,000	-	-	-	888,000	15.10.2019 to 14.04.2029 二零一九年十月十五日至 二零二九年四月十四日	7.324
	15.04.2019 to 14.07.2020 二零一九年四月十五日至 二零二零年七月十四日	888,000	-	-	-	888,000	15.07.2020 to 14.04.2029 二零二零年七月十五日至 二零二九年四月十四日	7.324

Notes to the Consolidated Financial Statements

綜合財務報表附註

For the year ended 31 December 2021

截至二零二一年十二月三十一日止年度

37. SHARE OPTION SCHEMES (CONTINUED)

The Company (Continued)

37. 購股權計劃(續)

本公司(續)

Date of grant	Vesting period	No. of options				At 31 December 2021	Exercise period	Exercise price per share
		At 1 January 2021	Granted during the year	Exercised during the year	Lapsed during the year			
授出日期	歸屬期	於二零二一年 一月一日	年內授出	年內行使	年內失效	於二零二一年 十二月三十一日	行使期	每股行使價 HK\$ 港元
15.04.2020 二零二零年四月十五日	15.04.2020 to 14.10.2020 二零二零年四月十五日至 二零二零年十月十四日	882,000	-	-	-	882,000	15.10.2020 to 14.04.2030 二零二零年十月十五日至 二零二零年四月十四日	3.648
	15.04.2020 to 14.07.2021 二零二零年四月十五日至 二零二一年七月十四日	882,000	-	-	-	882,000	15.07.2021 to 14.04.2030 二零二一年七月十五日至 二零二零年四月十四日	3.648
21.04.2021 二零二一年四月二十一日	21.04.2021 to 20.10.2021 二零二一年四月二十一日至 二零二一年十月二十日	-	882,000	-	-	882,000	21.10.2021 to 20.04.2031 二零二一年十月二十一日至 二零三一年四月二十日	5.806
	21.04.2021 to 20.07.2022 二零二一年四月二十一日至 二零二二年七月二十日	-	882,000	-	-	882,000	21.07.2022 to 20.04.2031 二零二二年七月二十一日至 二零三一年四月二十日	5.806
<i>Category II:</i>								
第二期:								
<i>Employees</i>								
僱員								
08.10.2012 二零一二年十月八日	08.10.2012 to 07.10.2013 二零一二年十月八日至 二零一三年十月七日	400,000	-	(200,000)	-	200,000	08.10.2013 to 07.10.2022 二零一三年十月八日至 二零二二年十月七日	4.996
	08.10.2012 to 07.10.2014 二零一二年十月八日至 二零一四年十月七日	880,000	-	(245,000)	-	635,000	08.10.2014 to 07.10.2022 二零一四年十月八日至 二零二二年十月七日	4.996
	08.10.2012 to 07.10.2015 二零一二年十月八日至 二零一五年十月七日	1,940,000	-	(265,000)	-	1,675,000	08.10.2015 to 07.10.2022 二零一五年十月八日至 二零二二年十月七日	4.996
05.04.2013 二零一三年四月五日	05.04.2013 to 04.10.2013 二零一三年四月五日至 二零一三年十月四日	150,000	-	-	-	150,000	05.10.2013 to 04.04.2023 二零一三年十月五日至 二零二三年四月四日	5.620
	05.04.2013 to 04.07.2014 二零一三年四月五日至 二零一四年七月四日	150,000	-	-	-	150,000	05.07.2014 to 04.04.2023 二零一四年七月五日至 二零二三年四月四日	5.620
30.12.2013 二零一三年十二月三十日	30.12.2013 to 29.12.2014 二零一三年十二月三十日至 二零一四年十二月二十九日	604,000	-	-	-	604,000	30.12.2014 to 29.12.2023 二零一四年十二月三十日至 二零二三年十二月二十九日	7.300
	30.12.2013 to 29.12.2015 二零一三年十二月三十日至 二零一五年十二月二十九日	620,000	-	-	-	620,000	30.12.2015 to 29.12.2023 二零一五年十二月三十日至 二零二三年十二月二十九日	7.300
	30.12.2013 to 29.12.2016 二零一三年十二月三十日至 二零一六年十二月二十九日	650,000	-	-	-	650,000	30.12.2016 to 29.12.2023 二零一六年十二月三十日至 二零二三年十二月二十九日	7.300

Notes to the Consolidated Financial Statements

綜合財務報表附註

For the year ended 31 December 2021
截至二零二一年十二月三十一日止年度

37. SHARE OPTION SCHEMES (CONTINUED)

The Company (Continued)

37. 購股權計劃(續)

本公司(續)

Date of grant 授出日期	Vesting period 歸屬期	No. of options 購股權數目				At 31 December 2021 於二零二一年 十二月三十一日	Exercise period 行使期	Exercise price per share 每股份價 HK\$ 港元
		At 1 January 2021 於二零二一年 一月一日	Granted during the year 年內授出	Exercised during the year 年內行使	Lapsed during the year 年內失效			
07.10.2014 二零一四年十月七日	07.10.2014 to 29.06.2015 二零一四年十月七日至 二零一五年六月二十九日	300,000	-	-	-	300,000	30.06.2015 to 06.10.2024 二零一五年六月三十日 至二零二四年十月六日	10.340
	07.10.2014 to 02.10.2015 二零一四年十月七日至 二零一五年十月二日	250,000	-	-	-	250,000	03.10.2015 to 06.10.2024 二零一五年十月三日至 二零二四年十月六日	10.340
	07.10.2014 to 29.06.2016 二零一四年十月七日至 二零一六年六月二十九日	300,000	-	-	-	300,000	30.06.2016 to 06.10.2024 二零一六年六月三十日至 二零二四年十月六日	10.340
	07.10.2014 to 02.10.2016 二零一四年十月七日至 二零一六年十月二日	250,000	-	-	-	250,000	03.10.2016 to 06.10.2024 二零一六年十月三日至 二零二四年十月六日	10.340
	07.10.2014 to 02.10.2017 二零一四年十月七日至 二零一七年十月二日	250,000	-	-	-	250,000	03.10.2017 to 06.10.2024 二零一七年十月三日至 二零二四年十月六日	10.340
	03.10.2017 二零一七年十月三日	03.10.2017 to 02.10.2018 二零一七年十月三日至 二零一八年十月二日	250,000	-	-	-	250,000	03.10.2018 to 02.10.2027 二零一八年十月三日至 二零二七年十月二日
03.10.2017 二零一七年十月三日	03.10.2017 to 02.10.2019 二零一七年十月三日至 二零一九年十月二日	250,000	-	-	-	250,000	03.10.2019 to 02.10.2027 二零一九年十月三日至 二零二七年十月二日	6.190
	03.10.2017 to 02.10.2020 二零一七年十月三日至 二零二零年十月二日	250,000	-	-	-	250,000	03.10.2020 to 02.10.2027 二零二零年十月三日至 二零二七年十月二日	6.190
	03.10.2017 to 02.10.2021 二零一七年十月三日至 二零二一年十月二日	500,000	-	-	-	500,000	03.10.2021 to 02.10.2027 二零二一年十月三日至 二零二七年十月二日	6.190
	15.04.2020 二零二零年四月十五日	15.04.2020 to 14.10.2021 二零二零年四月十五日至 二零二一年十月十四日	3,525,000	-	-	-	3,525,000	15.10.2021 to 14.04.2030 二零二一年十月十五日至 二零三零年四月十四日
	15.04.2020 to 14.04.2023 二零二零年四月十五日至 二零二三年四月十四日	3,525,000	-	-	-	3,525,000	15.04.2023 to 14.04.2030 二零二三年四月十五日至 二零三零年四月十四日	3.648

Notes to the Consolidated Financial Statements

綜合財務報表附註

For the year ended 31 December 2021

截至二零二一年十二月三十一日止年度

37. SHARE OPTION SCHEMES (CONTINUED)

The Company (Continued)

37. 購股權計劃(續)

本公司(續)

Date of grant	Vesting period	No. of options				At 31 December 2021	Exercise period	Exercise price per share
		At 1 January 2021	Granted during the year	Exercised during the year	Lapsed during the year			
授出日期	歸屬期	於二零二一年 一月一日	年內授出	年內行使	年內失效	於二零二一年 十二月三十一日	行使期	每股行使價 HK\$ 港元
23.10.2020 二零二零年十月二十三日	23.10.2020 to 22.10.2021 二零二零年十月二十三日至 二零二一年十月二十二日	500,000	-	-	-	500,000	23.10.2021 to 22.10.2030 二零二一年十月二十三日至 二零三零年十月二十二日	5.310
	23.10.2020 to 22.10.2022 二零二零年十月二十三日至 二零二二年十月二十二日	500,000	-	-	-	500,000	23.10.2022 to 22.10.2030 二零二二年十月二十三日至 二零三零年十月二十二日	5.310
	23.10.2020 to 22.10.2023 二零二零年十月二十三日至 二零二三年十月二十二日	500,000	-	-	-	500,000	23.10.2023 to 22.10.2030 二零二三年十月二十三日至 二零三零年十月二十二日	5.310
	23.10.2020 to 22.10.2024 二零二零年十月二十三日至 二零二四年十月二十二日	500,000	-	-	-	500,000	23.10.2024 to 22.10.2030 二零二四年十月二十三日至 二零三零年十月二十二日	5.310
		27,697,000	1,764,000	(710,000)	-	28,751,000		
Exercisable at the end of the year 於年末可行使						22,844,000		
Weighted average exercise price 加權平均行使價		HK\$6.107 6.107港元	HK\$5.806 5.806港元	HK\$4.996 4.996港元	-	HK\$6.116 6.116港元		

In respect of the share options exercised during current year, the weighted average share price at the dates of exercise was HK\$5.87.

On 21 April 2021, the Company has granted share options to subscribe for a total of 1,764,000 ordinary shares of the Company under the New Share Option Scheme, and the closing price of the shares of the Company immediately before the date of which the options were granted was HK\$5.66.

至於本年度內行使之購股權，於行使日期之加權平均股價為5.87港元。

於二零二一年四月二十一日，本公司已根據新購股權計劃授出可認購合共1,764,000股本公司普通股之購股權，緊接購股權授出日期前之本公司股份收市價為5.66港元。

Notes to the Consolidated Financial Statements

綜合財務報表附註

For the year ended 31 December 2021
截至二零二一年十二月三十一日止年度

37. SHARE OPTION SCHEMES (CONTINUED)

The Company (Continued)

Details of the Company's share option schemes during the prior year are summarised as follow:

Date of grant	Vesting period	No. of options 購股權數目				At 31 December 2020 於二零二零年 十二月三十一日	Exercise price per share 每股行使價 HK\$ 港元	
		At 1 January 2020 於二零二零年 一月一日	Granted during the year 年內已授出	Exercised during the year 年內已行使	Lapsed during the year 年內已失效			
Category I:								
第一類:								
Directors								
董事								
30.12.2013 二零一三年十二月三十日	30.12.2013 to 29.06.2014 二零一三年十二月三十日至 二零一四年六月二十九日	338,000	-	-	-	338,000	30.06.2014 to 29.12.2023 二零一四年六月三十日至 二零二三年十二月二十九日	7.300
	30.12.2013 to 29.03.2015 二零一三年十二月三十日至 二零一五年三月二十九日	538,000	-	-	-	538,000	30.03.2015 to 29.12.2023 二零一五年三月三十日至 二零二三年十二月二十九日	7.300
31.03.2015 二零一五年三月三十一日	31.03.2015 to 29.09.2015 二零一五年三月三十一日至 二零一五年九月二十九日	669,000	-	-	-	669,000	30.09.2015 to 30.03.2025 二零一五年九月三十日至 二零二五年三月三十日	11.200
	31.03.2015 to 29.06.2016 二零一五年三月三十一日至 二零一六年六月二十九日	669,000	-	-	-	669,000	30.06.2016 to 30.03.2025 二零一六年六月三十日至 二零二五年三月三十日	11.200
31.03.2016 二零一六年三月三十一日	31.03.2016 to 29.09.2016 二零一六年三月三十一日至 二零一六年九月二十九日	880,500	-	-	-	880,500	30.09.2016 to 30.03.2026 二零一六年九月三十日至 二零二六年三月三十日	5.754
	31.03.2016 to 29.06.2017 二零一六年三月三十一日至 二零一七年六月二十九日	880,500	-	-	-	880,500	30.06.2017 to 30.03.2026 二零一七年六月三十日至 二零二六年三月三十日	5.754
13.04.2017 二零一七年四月十三日	13.04.2017 to 12.10.2017 二零一七年四月十三日至 二零一七年十月十二日	885,000	-	-	-	885,000	13.10.2017 to 12.04.2027 二零一七年十月十三日至 二零二七年四月十二日	7.548
	13.04.2017 to 12.07.2018 二零一七年四月十三日至 二零一八年七月十二日	885,000	-	-	-	885,000	13.07.2018 to 12.04.2027 二零一八年七月十三日至 二零二七年四月十二日	7.548
13.04.2018 二零一八年四月十三日	13.04.2018 to 12.10.2018 二零一八年四月十三日至 二零一八年十月十二日	684,000	-	-	-	684,000	13.10.2018 to 12.04.2028 二零一八年十月十三日至 二零二八年四月十二日	11.216
	13.04.2018 to 12.07.2019 二零一八年四月十三日至 二零一九年七月十二日	684,000	-	-	-	684,000	13.07.2019 to 12.04.2028 二零一九年七月十三日至 二零二八年四月十二日	11.216
15.04.2019 二零一九年四月十五日	15.04.2019 to 14.10.2019 二零一九年四月十五日至 二零一九年十月十四日	888,000	-	-	-	888,000	15.10.2019 to 14.04.2029 二零一九年十月十五日至 二零二九年四月十四日	7.324
	15.04.2019 to 14.07.2020 二零一九年四月十五日至 二零二零年七月十四日	888,000	-	-	-	888,000	15.07.2020 to 14.04.2029 二零二零年七月十五日至 二零二九年四月十四日	7.324

37. 購股權計劃(續)

本公司(續)

於上一年度，本公司之購股權計劃詳情概述如下：

Notes to the Consolidated Financial Statements

綜合財務報表附註

For the year ended 31 December 2021

截至二零二一年十二月三十一日止年度

37. SHARE OPTION SCHEMES (CONTINUED)

The Company (Continued)

37. 購股權計劃(續)

本公司(續)

Date of grant	Vesting period	No. of options				At 31 December 2020	Exercise period	Exercise price per share
		At 1 January 2020	Granted during the year	Exercised during the year	Lapsed during the year			
授出日期	歸屬期間	於二零二零年 一月一日	年內已授出	年內已行使	年內已失效	於二零二零年 十二月三十一日	行使期間	每股行使價 HK\$ 港元
15.04.2020	15.04.2020 to 14.10.2020	-	882,000	-	-	882,000	15.10.2020 to 14.04.2030	3.648
二零二零年四月十五日	二零二零年四月十五日至 二零二零年十月十四日						二零二零年十月十五日至 二零二零年四月十四日	
	15.04.2020 to 14.07.2021	-	882,000	-	-	882,000	15.07.2021 to 14.04.2030	3.648
	二零二零年四月十五日至 二零二一年七月十四日						二零二一年七月十五日至 二零二零年四月十四日	
Category II:								
第二類:								
Employees								
僱員								
12.01.2010	12.01.2010 to 11.07.2010	120,000	-	(102,500)	(17,500)	-	12.07.2010 to 11.01.2020	2.200
二零一零年一月十二日	二零一零年一月十二日至 二零一零年七月十一日						二零一零年七月十二日至 二零二零年一月十一日	
	12.01.2010 to 11.04.2011	120,000	-	(102,500)	(17,500)	-	12.04.2011 to 11.01.2020	2.200
	二零一零年一月十二日至 二零一一年四月十一日						二零一一年四月十二日至 二零二零年一月十一日	
08.10.2012	08.10.2012 to 07.10.2013	400,000	-	-	-	400,000	08.10.2013 to 07.10.2022	4.996
二零一二年十月八日	二零一二年十月八日至 二零一三年十月七日						二零一三年十月八日至 二零二二年十月七日	
	08.10.2012 to 07.10.2014	880,000	-	-	-	880,000	08.10.2014 to 07.10.2022	4.996
	二零一二年十月八日至 二零一四年十月七日						二零一四年十月八日至 二零二二年十月七日	
	08.10.2012 to 07.10.2015	1,940,000	-	-	-	1,940,000	08.10.2015 to 07.10.2022	4.996
	二零一二年十月八日至 二零一五年十月七日						二零一五年十月八日至 二零二二年十月七日	
05.04.2013	05.04.2013 to 04.10.2013	150,000	-	-	-	150,000	05.10.2013 to 04.04.2023	5.620
二零一三年四月五日	二零一三年四月五日至 二零一三年十月四日						二零一三年十月五日至 二零二三年四月四日	
	05.04.2013 to 04.07.2014	150,000	-	-	-	150,000	05.07.2014 to 04.04.2023	5.620
	二零一三年四月五日至 二零一四年七月四日						二零一四年七月五日至 二零二三年四月四日	
30.12.2013	30.12.2013 to 29.12.2014	604,000	-	-	-	604,000	30.12.2014 to 29.12.2023	7.300
二零一三年十二月三十日	二零一三年十二月三十日至 二零一四年十二月二十九日						二零一四年十二月三十日至 二零二三年十二月二十九日	
	30.12.2013 to 29.12.2015	620,000	-	-	-	620,000	30.12.2015 to 29.12.2023	7.300
	二零一三年十二月三十日至 二零一五年十二月二十九日						二零一五年十二月三十日至 二零二三年十二月二十九日	
	30.12.2013 to 29.12.2016	650,000	-	-	-	650,000	30.12.2016 to 29.12.2023	7.300
	二零一三年十二月三十日至 二零一六年十二月二十九日						二零一六年十二月三十日至 二零二三年十二月二十九日	

Notes to the Consolidated Financial Statements

綜合財務報表附註

For the year ended 31 December 2021
截至二零二一年十二月三十一日止年度

37. SHARE OPTION SCHEMES (CONTINUED)

The Company (Continued)

37. 購股權計劃(續)

本公司(續)

Date of grant	Vesting period	No. of options				At 31 December 2020	Exercise period	Exercise price per share
		At 1 January 2020	Granted during the year	Exercised during the year	Lapsed during the year			
授出日期	歸屬期間	於二零二零年 一月一日	年內已授出	年內已行使	年內已失效	於二零二零年 十二月三十一日	行使期間	每股行使價 HK\$ 港元
07.10.2014	07.10.2014 to 29.06.2015	300,000	-	-	-	300,000	30.06.2015 to 06.10.2024	10.340
二零一四年十月七日	二零一四年十月七日至 二零一五年六月二十九日						二零一五年六月三十日至 二零二四年十月六日	
	07.10.2014 to 02.10.2015	250,000	-	-	-	250,000	03.10.2015 to 06.10.2024	10.340
	二零一四年十月七日至 二零一五年十月二日						二零一五年十月三日至 二零二四年十月六日	
	07.10.2014 to 29.06.2016	300,000	-	-	-	300,000	30.06.2016 to 06.10.2024	10.340
	二零一四年十月七日至 二零一六年六月二十九日						二零一六年六月三十日至 二零二四年十月六日	
	07.10.2014 to 02.10.2016	250,000	-	-	-	250,000	03.10.2016 to 06.10.2024	10.340
	二零一四年十月七日至 二零一六年十月二日						二零一六年十月三日至 二零二四年十月六日	
	07.10.2014 to 02.10.2017	250,000	-	-	-	250,000	03.10.2017 to 06.10.2024	10.340
	二零一四年十月七日至 二零一七年十月二日						二零一七年十月三日至 二零二四年十月六日	
03.10.2017	03.10.2017 to 02.10.2018	250,000	-	-	-	250,000	03.10.2018 to 02.10.2027	6.190
二零一七年十月三日	二零一七年十月三日至 二零一八年十月二日						二零一八年十月三日至 二零二七年十月二日	
	03.10.2017 to 02.10.2019	250,000	-	-	-	250,000	03.10.2019 to 02.10.2027	6.190
	二零一七年十月三日至 二零一九年十月二日						二零一九年十月三日至 二零二七年十月二日	
	03.10.2017 to 02.10.2020	250,000	-	-	-	250,000	03.10.2020 to 02.10.2027	6.190
	二零一七年十月三日至 二零二零年十月二日						二零二零年十月三日至 二零二七年十月二日	
	03.10.2017 to 02.10.2021	500,000	-	-	-	500,000	03.10.2021 to 02.10.2027	6.190
	二零一七年十月三日至 二零二一年十月二日						二零二一年十月三日至 二零二七年十月二日	
15.04.2020	15.04.2020 to 14.10.2021	-	3,525,000	-	-	3,525,000	15.10.2021 to 14.04.2030	3.648
二零二零年四月十五日	二零二零年四月十五日至 二零二一年十月十四日						二零二一年十月十五日至 二零二零年四月十四日	
	15.04.2020 to 14.04.2023	-	3,525,000	-	-	3,525,000	15.04.2023 to 14.04.2030	3.648
	二零二零年四月十五日至 二零二三年四月十四日						二零二三年四月十五日至 二零二零年四月十四日	

Notes to the Consolidated Financial Statements

綜合財務報表附註

For the year ended 31 December 2021

截至二零二一年十二月三十一日止年度

37. SHARE OPTION SCHEMES (CONTINUED)

The Company (Continued)

Date of grant	Vesting period	No. of options				At 31 December 2020	Exercise period	Exercise price per share
		At 1 January 2020	Granted during the year	Exercised during the year	Lapsed during the year			
授出日期	歸屬期間	於二零二零年 一月一日	年內已授出	年內已行使	年內已失效	於二零二零年 十二月三十一日	行使期間	每股行使價 HK\$ 港元
23.10.2020	23.10.2020 to 22.10.2021	-	500,000	-	-	500,000	23.10.2021 to 22.10.2030	5.310
二零二零年十月二十三日	二零二零年十月二十三日至 二零二一年十月二十二日						二零二一年十月二十三日至 二零二零年十月二十二日	
	23.10.2020 to 22.10.2022	-	500,000	-	-	500,000	23.10.2022 to 22.10.2030	5.310
	二零二零年十月二十三日至 二零二二年十月二十二日						二零二二年十月二十三日至 二零二零年十月二十二日	
	23.10.2020 to 22.10.2023	-	500,000	-	-	500,000	23.10.2023 to 22.10.2030	5.310
	二零二零年十月二十三日至 二零二三年十月二十二日						二零二三年十月二十三日至 二零二零年十月二十二日	
	23.10.2020 to 22.10.2024	-	500,000	-	-	500,000	23.10.2024 to 22.10.2030	5.310
	二零二零年十月二十三日至 二零二四年十月二十二日						二零二四年十月二十三日至 二零二零年十月二十二日	
		17,123,000	10,814,000	(205,000)	(35,000)	27,697,000		
Exercisable at the end of the year							17,265,000	
於年終可行使								
Weighted average exercise price		HK\$7.411	HK\$3.955	HK\$2.200	HK\$2.200	HK\$6.107		
加權平均行使價		7.411港元	3.955港元	2.200港元	2.200港元	6.107港元		

In respect of the share options exercised during the prior year, the weighted average share price at the dates of exercise was HK\$4.58.

On 15 April 2020 and 23 October 2020, the Company has granted share options to subscribe for a total of 8,814,000 and 2,000,000 ordinary shares of the Company under the New Share Option Scheme, and the closing price of the shares of the Company immediately before the date of which the options were granted was HK\$3.53 and HK\$5.04 respectively.

37. 購股權計劃(續)

本公司(續)

至於上一年度內行使之購股權，於行使日期之加權平均股價為4.58港元。

於二零二零年四月十五日及二零二零年十月二十三日，本公司已根據新購股權計劃授出可認購合共8,814,000股及2,000,000股本公司普通股之購股權，緊接購股權授出日期前之本公司股份收市價分別為3.53港元及5.04港元。

Notes to the Consolidated Financial Statements

綜合財務報表附註

For the year ended 31 December 2021
截至二零二一年十二月三十一日止年度

37. SHARE OPTION SCHEMES (CONTINUED)

The Company (Continued)

Particulars of share options:

Date of grant 授出日期	Exercise period 行使期	Exercise price per share 每股行使價 HK\$ 港元
08.10.2012	(i) 259,500 options exercisable not less than 6 months from date of grant but not more than 10 years, i.e. 08.04.2013 – 07.10.2022	4.996
二零一二年十月八日	(i) 259,500份購股權可在不少於自授出日期起計六個月但不多於十年，即由二零一三年四月八日至二零二二年十月七日期間內行使	
	(ii) 259,500 options exercisable not less than 15 months from date of grant but not more than 10 years, i.e. 08.01.2014 – 07.10.2022	
	(ii) 259,500份購股權可在不少於自授出日期起計十五個月但不多於十年，即由二零一四年一月八日至二零二二年十月七日期間內行使	
	(iii) 1,160,000 options exercisable during the period from 08.10.2013 – 07.10.2022	
	(iii) 1,160,000份購股權可於二零一三年十月八日至二零二二年十月七日期間內行使	
	(iv) 2,230,000 options exercisable during the period from 08.10.2014 – 07.10.2022	
	(iv) 2,230,000份購股權可於二零一四年十月八日至二零二二年十月七日期間內行使	
	(v) 2,650,000 options exercisable during the period from 08.10.2015 – 07.10.2022	
	(v) 2,650,000份購股權可於二零一五年十月八日至二零二二年十月七日期間內行使	
05.04.2013	(i) 50% exercisable not less than 6 months but not more than 10 years from the date of grant, i.e. 05.10.2013 – 04.04.2023	5.620
二零一三年四月五日	(i) 當中之50%可在不少於自授出日期起計六個月但不多於十年，即由二零一三年十月五日至二零二三年四月四日期間內行使	
	(ii) unexercised balance thereof be exercisable not less than 15 months from date of grant but not more than 10 years, i.e. 05.07.2014 – 04.04.2023	
	(ii) 尚未行使之餘額可在不少於自授出日期起計十五個月但不多於十年，即由二零一四年七月五日至二零二三年四月四日期間內行使	

37. 購股權計劃(續)

本公司(續)

購股權詳情：

Notes to the Consolidated Financial Statements

綜合財務報表附註

For the year ended 31 December 2021

截至二零二一年十二月三十一日止年度

37. SHARE OPTION SCHEMES (CONTINUED)

The Company (Continued)

37. 購股權計劃(續)

本公司(續)

Date of grant 授出日期	Exercise period 行使期	Exercise price per share 每股行使價 HK\$ 港元
30.12.2013	(i) 1,614,000 options: 50% exercisable not less than 6 months but not more than 10 years from the date of grant, i.e. 30.06.2014 – 29.12.2023; and in respect of the unexercised balance thereof be exercisable not less than 15 months but not more than 10 years from the date of grant, i.e. 30.03.2015 – 29.12.2023	7.300
二零一三年十二月三十日	(i) 1,614,000份購股權：當中之50%可在不少於自授出日期起計六個月但不多於十年，即由二零一四年六月三十日至二零二三年十二月二十九日期間內行使；及就其尚未行使之餘額而言，可在不少於自授出日期起計十五個月但不多於十年，即由二零一五年三月三十日至二零二三年十二月二十九日期間內行使	
	(ii) 669,000 options will be exercisable during the period from 30.12.2014 to 29.12.2023	
	(ii) 669,000份購股權可於二零一四年十二月三十日至二零二三年十二月二十九日期間內行使	
	(iii) 669,000 options will be exercisable during the period from 30.12.2015 to 29.12.2023	
	(iii) 669,000份購股權可於二零一五年十二月三十日至二零二三年十二月二十九日期間內行使	
	(iv) 702,000 options will be exercisable during the period from 30.12.2016 to 29.12.2023.	
	(iv) 702,000份購股權可於二零一六年十二月三十日至二零二三年十二月二十九日期間內行使	
07.10.2014	(i) 600,000 options: 50% will be exercisable during the period from 30.06.2015 to 06.10.2024; and 50% will be exercisable during the period from 30.06.2016 to 06.10.2024	10.340
二零一四年十月七日	(i) 600,000份購股權：當中之50%可於二零一五年六月三十日至二零二四年十月六日期間內行使；及50%可於二零一六年六月三十日至二零二四年十月六日期間內行使	
	(ii) 250,000 options will be exercisable during the period from 03.10.2015 to 06.10.2024	
	(ii) 250,000份購股權可於二零一五年十月三日至二零二四年十月六日期間內行使	
	(iii) 250,000 options will be exercisable during the period from 03.10.2016 to 06.10.2024	
	(iii) 250,000份購股權可於二零一六年十月三日至二零二四年十月六日期間內行使	
	(iv) 250,000 options will be exercisable during the period from 03.10.2017 to 06.10.2024	
	(iv) 250,000份購股權可於二零一七年十月三日至二零二四年十月六日期間內行使	
31.03.2015	(i) 669,000 options will be exercisable during the period from 30.09.2015 to 30.03.2025	11.200
二零一五年三月三十一日	(i) 669,000份購股權可於二零一五年九月三十日至二零二五年三月三十日期間內行使	
	(ii) 669,000 options will be exercisable during the period from 30.06.2016 to 30.03.2025	
	(ii) 669,000份購股權可於二零一六年六月三十日至二零二五年三月三十日期間內行使	

Notes to the Consolidated Financial Statements

綜合財務報表附註

For the year ended 31 December 2021
截至二零二一年十二月三十一日止年度

37. SHARE OPTION SCHEMES (CONTINUED)

37. 購股權計劃(續)

The Company (Continued)

本公司(續)

Date of grant 授出日期	Exercise period 行使期	Exercise price per share 每股行使價 HK\$ 港元
31.03.2016	(i) 880,500 options will be exercisable during the period from 30.09.2016 to 30.03.2026	5.754
二零一六年三月三十一日	(i) 880,500份購股權可於二零一六年九月三十日至二零二六年三月三十日期間內行使	
	(ii) 880,500 options will be exercisable during the period from 30.06.2017 to 30.03.2026	
13.04.2017	(ii) 880,500份購股權可於二零一七年六月三十日至二零二六年三月三十日期間內行使	7.548
	(i) 885,000 options will be exercisable during the period from 13.10.2017 to 12.04.2027	
二零一七年四月十三日	(i) 885,000份購股權可於二零一七年十月十三日至二零二七年四月十二日期間內行使	
	(ii) 885,000 options will be exercisable during the period from 13.07.2018 to 12.04.2027	
03.10.2017	(ii) 885,000份購股權可於二零一八年七月十三日至二零二七年四月十二日期間內行使	6.190
	(i) 250,000 options will be exercisable during the period from 03.10.2018 to 02.10.2027	
二零一七年十月三日	(i) 250,000份購股權可於二零一八年十月三日至二零二七年十月二日期間內行使	
	(ii) 250,000 options will be exercisable during the period from 03.10.2019 to 02.10.2027	
	(ii) 250,000份購股權可於二零一九年十月三日至二零二七年十月二日期間內行使	
	(iii) 250,000 options will be exercisable during the period from 03.10.2020 to 02.10.2027	
	(iii) 250,000份購股權可於二零二零年十月三日至二零二七年十月二日期間內行使	
	(iv) 500,000 options will be exercisable during the period from 03.10.2021 to 02.10.2027	
13.04.2018	(iv) 500,000份購股權可於二零二一年十月三日至二零二七年十月二日期間內行使	11.216
	(i) 684,000 options will be exercisable during the period from 13.10.2018 to 12.04.2028	
二零一八年四月十三日	(i) 684,000份購股權可於二零一八年十月十三日至二零二八年四月十二日期間內行使	
	(ii) 684,000 options will be exercisable during the period from 13.07.2019 to 12.04.2028	
	(ii) 684,000份購股權可於二零一九年七月十三日至二零二八年四月十二日期間內行使	
15.04.2019	(i) 888,000 options will be exercisable during the period from 15.10.2019 to 14.04.2029	7.324
二零一九年四月十五日	(i) 888,000份購股權可於二零一九年十月十五日至二零二九年四月十四日期間內行使	
	(ii) 888,000 options will be exercisable during the period from 15.07.2020 to 14.04.2029	
	(ii) 888,000份購股權可於二零二零年七月十五日至二零二九年四月十四日期間內行使	

Notes to the Consolidated Financial Statements

綜合財務報表附註

For the year ended 31 December 2021

截至二零二一年十二月三十一日止年度

37. SHARE OPTION SCHEMES (CONTINUED)

The Company (Continued)

37. 購股權計劃(續)

本公司(續)

Date of grant 授出日期	Exercise period 行使期	Exercise price per share 每股行使價 HK\$ 港元
15.04.2020	(i) 882,000 options will be exercisable during the period from 15.10.2020 to 14.04.2030	3.648
二零二零年四月十五日	(i) 882,000份購股權可於二零二零年十月十五日至二零三零年四月十四日期間內行使	
	(ii) 882,000 options will be exercisable during the period from 15.07.2021 to 14.04.2030	
	(ii) 882,000份購股權可於二零二一年七月十五日至二零三零年四月十四日期間內行使	
	(iii) 3,525,000 options will be exercisable during the period from 15.10.2021 to 14.04.2030	
	(iii) 3,525,000份購股權可於二零二一年十月十五日至二零三零年四月十四日期間內行使	
	(iv) 3,525,000 options will be exercisable during the period from 15.04.2023 to 14.04.2030	
	(iv) 3,525,000份購股權可於二零二三年四月十五日至二零三零年四月十四日期間內行使	
23.10.2020	(i) 500,000 options will be exercisable during the period from 23.10.2021 to 22.10.2030	5.310
二零二零年十月二十三日	(i) 500,000份購股權可於二零二一年十月二十三日至二零三零年十月二十二日期間內行使	
	(ii) 500,000 options will be exercisable during the period from 23.10.2022 to 22.10.2030	
	(ii) 500,000份購股權可於二零二二年十月二十三日至二零三零年十月二十二日期間內行使	
	(iii) 500,000 options will be exercisable during the period from 23.10.2023 to 22.10.2030	
	(iii) 500,000份購股權可於二零二三年十月二十三日至二零三零年十月二十二日期間內行使	
	(iv) 500,000 options will be exercisable during the period from 23.10.2024 to 22.10.2030	
	(iv) 500,000份購股權可於二零二四年十月二十三日至二零三零年十月二十二日期間內行使	
21.04.2021	(i) 882,000 options will be exercisable during the period from 21.10.2021 to 20.04.2031	5.806
二零二一年四月二十一日	(i) 882,000份購股權可於二零二一年十月二十一日至二零三一年四月二十日期間內行使	
	(ii) 882,000 options will be exercisable during the period from 21.07.2022 to 20.04.2031	
	(ii) 882,000份購股權可於二零二二年七月二十一日至二零三一年四月二十日期間內行使	

Notes to the Consolidated Financial Statements

綜合財務報表附註

For the year ended 31 December 2021
截至二零二一年十二月三十一日止年度

37. SHARE OPTION SCHEMES (CONTINUED)

The Company (Continued)

The following table summarised movements in the Company's share options during the year:

		Outstanding at 1 January 2021 於二零二一年 一月一日 尚未行使	During the year 於本年度內			Outstanding at 31 December 2021 於二零二一年 十二月三十一日 尚未行使
			Granted 已授出	Exercised 已行使	Lapsed 已失效	
<i>Directors</i>	<i>董事</i>					
Lee Siu Fong	李小芳	3,797,000	588,000	-	-	4,385,000
Leelalertsuphakun Wanee	李燁妮	3,597,000	588,000	-	-	4,185,000
Li Xiaoyi	李小羿	3,259,000	588,000	-	-	3,847,000
Total for directors	董事之總數	10,653,000	1,764,000	-	-	12,417,000
<i>Employees</i>	<i>僱員</i>	17,044,000	-	(710,000)	-	16,334,000
Grand total	總計	27,697,000	1,764,000	(710,000)	-	28,751,000

Equity-settled share options are measured at fair value (excluding the effect of non-market-based vesting conditions) at the date of grant. The fair value determined at the grant date of the equity-settled share options is expensed on a straight-line basis over the vesting period, based on the Group's estimate of shares that will eventually become vested.

During the year 2021, options were granted on 21 April 2021 and the estimated fair value of the options granted on that date is HK\$4,605,000.

During the year 2020, options were granted on 15 April 2020 and 23 October 2020, and the estimated fair values of the options granted on those dates are HK\$7,371,000 and HK\$1,854,000 respectively.

37. 購股權計劃(續)

本公司(續)

下表概述本公司購股權於本年度內之變動：

以股權結算之購股權按授出日期之公平值計算(不包括非市場性歸屬條件之影響)。以股權結算之購股權於授出日期釐定之公平值，乃按照本集團所估計最終歸屬之股份，於歸屬期內以直線法支銷。

於二零二一年度，於二零二一年四月二十一日授出購股權，而於該日授出之購股權之估計公平值為4,605,000港元。

於二零二零年度，分別於二零二零年四月十五日及二零二零年十月二十三日授出購股權，而於該等日期授出之購股權之估計公平值分別為7,371,000港元及1,854,000港元。

Notes to the Consolidated Financial Statements

綜合財務報表附註

For the year ended 31 December 2021

截至二零二一年十二月三十一日止年度

37. SHARE OPTION SCHEMES (CONTINUED)

The Company (Continued)

The fair value was derived by the Binomial Option Pricing Model taking into account the terms and conditions upon which the options were granted. There were no market conditions associated with the share option grant.

The following significant assumptions were used to derive the fair value:

1. exercise price of HK\$5.806 (2020: HK\$3.648 and HK\$5.310);
2. expected volatility of 44.61% (2020: 43.26% and 43.64%);
3. the options life is 10 years (2020: 10 years);
4. annualised dividend yield of 1.14% (2020: 1.60% and 1.31%); and
5. the risk free rate of 1.11% (2020: 0.75% and 0.58%).

The expected volatility is determined by using the historical volatility of the Company's share price over option life. Annualised dividend yield are based on historical dividends. Changes in the subjective input assumptions could materially affect the fair value estimate.

The Group has recognised an expense of HK\$16,888,000 for the year ended 31 December 2021 (2020: HK\$17,442,000) in relation to share options granted by the Company.

38. EMPLOYEE RETIREMENT BENEFITS

Defined contribution plan

The Group operates a Mandatory Provident Fund Scheme (the "MPF Scheme") under the Hong Kong Mandatory Provident Fund Scheme Ordinance for all qualifying employees in Hong Kong. The assets of the MPF Scheme are held separately from those of the Group, in funds under the control of independent trustees. Under the MPF Scheme, the employer and its employees are each required to make contributions to the plan at 5% of the employees' relevant income, subject to a cap of monthly relevant income of HK\$30,000. Contributions to the plan vest immediately, there is no forfeited contributions that may be used by the Group to reduce the existing level of contribution.

37. 購股權計劃(續)

本公司(續)

經考慮授出購股權之條款及條件以二項式期權定價模式得出公平值。概無出現與授出購股權相關之市場狀況。

以下為計算公平值之重要假設：

1. 行使價5.806港元(二零二零年：3.648港元及5.310港元)；
2. 預期波幅44.61%(二零二零年：43.26%及43.64%)；
3. 購股權有效期為十年(二零二零年：十年)；
4. 年化股息率1.14%(二零二零年：1.60%及1.31%)；及
5. 無風險利率1.11%(二零二零年：0.75%及0.58%)。

預期波幅乃採用購股權有效期內本公司股份之歷史波幅釐定。年化股息率以歷史股息為基礎。主觀輸入數據假設出現變動對公平值之估計可構成重大影響。

截至二零二一年十二月三十一日止年度，本集團確認與本公司授出之購股權相關開支16,888,000港元(二零二零年：17,442,000港元)。

38. 僱員退休福利

定額供款計劃

本集團根據香港強制性公積金計劃條例為香港所有合資格僱員營運強制性公積金計劃(「強積金計劃」)。強積金計劃之資產與本集團之資產分開持有，由獨立受託人控制之基金持有。根據強積金計劃，僱主及其僱員各自須按僱員相關收入之5%向計劃作出供款，每月相關收入上限為30,000港元。計劃供款即時歸屬，並無可由本集團用於減低現時供款水平之已沒收供款。

Notes to the Consolidated Financial Statements

綜合財務報表附註

For the year ended 31 December 2021
截至二零二一年十二月三十一日止年度

38. EMPLOYEE RETIREMENT BENEFITS (Continued)

Defined contribution plan (Continued)

The total expenses recognised in profit or loss of HK\$770,000 (2020: HK\$772,000) represents contributions payable to the MPF Scheme by the Group at rates specified in the rules of the plans.

The employees of the Group's subsidiaries in the PRC and Taiwan are members of a state-managed retirement benefit plan operated by the government of the PRC and Taiwan. The subsidiaries are required to contribute a specified percentage of payroll costs to the retirement benefit scheme to fund the benefits. The only obligation of the Group with respect to the retirement benefits is to make the specified contributions.

Defined benefit plan

Retirement benefits scheme represents the retirement benefits provided to certain directors of the Company in accordance with their service contract (as supplemented).

Each of the eligible directors will be entitled to lump sum payment upon retirement and monthly pension payment after retirement if he/she has engaged in continuous service with the Group for certain years.

The carrying amount of the retirement benefits represents the cost of providing benefits determined by valuation conducted by independent valuer at the end of the reporting period, amortised over the expected average remaining working lives of the eligible employees. The fair value of the retirement benefits at 31 December 2021 was valued by Peak Vision Appraisal Limited, an independent professional valuer not connected to the Group.

The fair value is measured by using discount cash flows method to capture the present value of the expected future economic benefits that will flow out of the Group arising from the retirement benefits. The valuation is considered to be level 3 in the fair value measurement hierarchy due to unobservable inputs used in the valuation. Details of key unobservable inputs are as follows:

		2021 二零二一年	2020 二零二零年
Discount rate	貼現率	3.55%–4.54%	3.32%–4.31%
Salary growth rate	薪金增長率	2.86%–10.00%	4.7%

Provision for retirement benefits was accrued in the consolidated financial statements but the retirement benefits scheme was not established up to the date of this report. Thus, no actuarial gain or loss will be considered.

During the year, HK\$7,970,000 provision for retirement benefits (2020: HK\$14,770,000) was recognised in profit or loss.

38. 僱員退休福利(續)

定額供款計劃(續)

於損益確認之 770,000 港元(二零二零年: 772,000 港元)之總開支為本集團按強積金計劃所訂明比率須向計劃支付之供款。

本集團之中國及台灣附屬公司之僱員為中國及台灣政府運作之國家管理退休福利計劃之成員。附屬公司均須按工資成本之特定百分比向退休福利計劃供款，以便為福利提供資金。本集團就退休福利僅須承擔之責任為作出特定供款。

定額福利計劃

退休福利計劃為按照服務合約(經補充)向本公司若干董事提供之退休福利。

各合資格董事倘若已持續服務本集團若干年，則有權於退休時享有一次過款項及於退休後享有每月退休金。

退休福利之賬面金額為提供福利之成本，乃按獨立估值師於報告期末所進行之估值釐定並按合資格僱員之預期平均餘下工作年期予以攤銷。退休福利於二零二一年十二月三十一日之公平值乃由潔鋒評估有限公司(與本集團並無關連之獨立專業估值師)估值。

公平值採用貼現現金流量法得出因退休福利期而流出本集團之預計未來經濟利益之現值計量。基於估值使用不可觀察輸入數據，估值被視為公平值計量等級的第三級。主要不可觀察輸入數據詳情如下：

退休福利撥備於綜合財務報表內應計，但截至本報告日期，退休福利計劃並無設立，因此，將不會考慮實際收益或虧損。

於本年度，於損益確認 7,970,000 港元(二零二零年: 14,770,000 港元)退休福利撥備。

Notes to the Consolidated Financial Statements

綜合財務報表附註

For the year ended 31 December 2021

截至二零二一年十二月三十一日止年度

39. RECONCILIATION OF LIABILITIES ARISING FROM FINANCING ACTIVITIES

The table below details changes in the Group's liabilities arising from financing activities, including both cash and non-cash changes. Liabilities arising from financing activities are those for which cash flows are, or future cash flows will be, classified in the Group's consolidated statement of cash flows as cash flows from financing activities.

39. 融資活動產生之負債之對賬

下表詳細列出本集團由融資活動產生之負債變動，包括現金及非現金變動。融資活動產生之負債乃指現金流量或未來現金流量在本集團之綜合現金流量表內歸類為融資活動所得現金流量之負債。

		Bank borrowings	Lease liabilities	Total
		銀行借款	租賃負債	總計
		HK\$'000	HK\$'000	HK\$'000
		千港元	千港元	千港元
		(Note 32)	(Note 33)	
		(附註32)	(附註33)	
At 1 January 2020	於二零二零年一月一日	144,834	23,109	167,943
Changes from financing cash flows:	融資現金流變動：			
New loans raised	新增貸款	167,418	-	167,418
Repayment of loans	償還貸款	(160,428)	-	(160,428)
Repayment of lease liabilities	償還租賃負債	-	(10,238)	(10,238)
Other changes:	其他變動：			
Interest payable	應付利息	4,698	687	5,385
Interest paid	已付利息	(4,715)	-	(4,715)
New leases entered/lease modified	新訂租賃/修訂租賃	-	1,184	1,184
Termination of lease	終止租賃	-	(355)	(355)
Exchange rate adjustments	匯率調整	1,060	943	2,003
Disposal of subsidiaries (Note 45)	出售附屬公司(附註45)	(11,490)	-	(11,490)
At 31 December 2020 and 1 January 2021	於二零二零年十二月三十一日及二零二一年一月一日	141,377	15,330	156,707
Changes from financing cash flows:	融資現金流變動：			
New loans raised	新增貸款	227,371	-	227,371
Repayment of loans	償還貸款	(122,616)	-	(122,616)
Repayment of lease liabilities	償還租賃負債	-	(11,405)	(11,405)
Other changes:	其他變動：			
Interest payable	應付利息	3,787	617	4,404
Interest paid	已付利息	(3,787)	-	(3,787)
New leases entered/lease modified	新訂租賃/修訂租賃	-	15,598	15,598
Exchange rate adjustments	匯率調整	498	368	866
At 31 December 2021	於二零二一年十二月三十一日	246,630	20,508	267,138

Notes to the Consolidated Financial Statements

綜合財務報表附註

For the year ended 31 December 2021
截至二零二一年十二月三十一日止年度

40. CAPITAL COMMITMENTS

40. 資本承擔

		2021 二零二一年 HK\$'000 千港元	2020 二零二零年 HK\$'000 千港元
Capital commitments contracted for:	已訂約資本承擔：		
Investment in financial assets at fair value through other comprehensive income	於按公平值透過其他全面收益列賬之財務資產之投資	39,119	10,750
Intangible assets – license fee and development cost	無形資產 – 專利費及開發成本	125,162	88,458
Property, plant and equipment	物業、廠房及設備	85,567	91,212
		249,848	190,420

41. PLEDGE OF ASSETS

41. 資產抵押

At 31 December 2020, the Group has pledged bank deposits as security given to bank for facilities granted to the group entities and CVie Taiwan, amounting to HK\$3,875,000 and HK\$20,150,000 respectively. These deposits have been fully released during the year 2021 and hence no pledged bank deposits as at 31 December 2021.

於二零二零年十二月三十一日，本集團已就授予集團實體及中生台灣之融資向銀行抵押銀行存款作為抵押品，分別為3,875,000港元及20,150,000港元。該等存款已於二零二一年度全數解除，故於二零二一年十二月三十一日並無已抵押銀行存款。

42. CONTINGENT LIABILITIES

42. 或然負債

Financial guarantee to associates

向聯營公司提供財務擔保

As at 31 December 2021, the Group had contingent liabilities amounting to HK\$53,000,000 (2020: HK\$53,000,000) in respect of financial guarantees given to bank for the banking facilities granted to associate. Total HK\$1,205,000 (2020: HK\$7,582,000) has been remained unutilised by the associate.

於二零二一年十二月三十一日，本集團有53,000,000港元(二零二零年：53,000,000港元)或然負債，與就一間聯營公司獲授銀行融資向銀行作出財務擔保有關係。總額1,205,000港元(二零二零年：7,582,000港元)尚未被該聯營公司動用。

Financial guarantee to CVie Taiwan

向中生台灣提供財務擔保

As at 31 December 2020, the Group had contingent liabilities amounting NTD150,000,000 which equivalent to approximately HK\$41,400,000 in respect of a one-off financial guarantees given to bank for the banking facilities granted to CVie Taiwan and NTD68,419,000 which equivalent to approximately HK\$18,884,000 has been utilised by CVie Taiwan on that date. This financial guarantee was expired during the year 2021 and no other guarantee was granted to CVie Taiwan as at 31 December 2021.

於二零二零年十二月三十一日，本集團有新台幣150,000,000元或然負債，相當於約41,400,000港元，與就中生台灣獲授之銀行融資向銀行作出之一次性財務擔保有關係，而中生台灣已於該日動用新台幣68,419,000元，相當於約18,884,000港元。該財務擔保已於二零二一年度到期，於二零二一年十二月三十一日概無向中生台灣授出其他擔保。

The directors of the Company have considered the probability of default is remote. Accordingly, no provision has been made in the consolidated financial statements for these guarantees.

本公司董事考慮到違約的可能性甚低。因此，並無於綜合財務報表內就該等擔保作出撥備。

Notes to the Consolidated Financial Statements

綜合財務報表附註

For the year ended 31 December 2021

截至二零二一年十二月三十一日止年度

43. RELATED PARTIES TRANSACTIONS

Balances and transactions between the Company and its subsidiaries, which are related parties of the Company, have been eliminated on consolidation and are not disclosed in this note. Details of the balance between the Group and other related parties as at 31 December 2021 and 2020 are disclosed in notes 27 and 28 to the consolidated financial statements. Details of transactions between the Group and other related parties are disclosed below.

During the year, the Group entered into the following transactions with related parties. In the opinion of the directors, the following transactions arose in the ordinary course of the Group's business:

(a) Compensation of key management personnel

The remuneration of directors and key management during the year was as follows:

		2021 二零二一年 HK\$'000 千港元	2020 二零二零年 HK\$'000 千港元
Short-term benefits	短期福利	73,938	22,167
Share-based payments	以股份支付之款項	10,703	11,142
Retirement benefits and other post-employment benefits	退休福利及其他離職後福利	7,984	14,806
- Defined contribution plan	- 定額供款計劃	14	36
- Retirement benefits	- 退休福利	7,970	14,770
		92,625	48,115

The remuneration of directors and key management is determined by the remuneration committee having regard to the performance of individuals and market trends.

43. 關聯方交易

本公司與其附屬公司(為本公司之關聯方)間之結餘及交易於綜合賬目時對銷，並無於本附註披露。本集團與其他關聯方於二零二一年及二零二零年十二月三十一日的餘額詳情於綜合財務報表附註27及28披露。本集團與其他關聯方間之交易詳情於下文披露。

於本年度內，本集團與關聯方進行以下交易。董事認為，下列交易乃於本集團日常業務過程中產生：

(a) 主要管理人員之補償

年內，董事及主要管理人員之薪酬如下：

董事及主要管理層之薪酬由薪酬委員會經考慮個人表現及市場趨勢後釐定。

Notes to the Consolidated Financial Statements

綜合財務報表附註

For the year ended 31 December 2021
截至二零二一年十二月三十一日止年度

43. RELATED PARTIES TRANSACTIONS (CONTINUED)

(b) Transaction with associates

		2021 二零二一年 HK\$'000 千港元	2020 二零二零年 HK\$'000 千港元
Interest income	利息收入	3,334	2,448
Rental and utilities income	租金及公共服務收入	4,248	3,431
Purchase of consumables	採購消耗品	2,777	1,430
Purchase of goods	採購貨品	-	60
Research and development service income	研究及開發服務收入	21,889	36,650
Acquisition of a license right (Note 45)	收購許可權(附註45)	-	77,500

(c) Donation to Lee's Pharmaceutical – Kanya Lee Scholarship Limited ("Kanya Lee Scholarship")

During the year ended 31 December 2021, total HK\$7,450,000 (2020: HK\$1,475,000) was donated to Kanya Lee Scholarship. Dr. Li Xiaoyi, director of the Company, is also a member of key management of Kanya Lee Scholarship and Kanya Lee Scholarship is considered as a related party to the Group.

43. 關聯方交易(續)

(b) 與聯營公司之交易

		2021 二零二一年 HK\$'000 千港元	2020 二零二零年 HK\$'000 千港元
Interest income	利息收入	3,334	2,448
Rental and utilities income	租金及公共服務收入	4,248	3,431
Purchase of consumables	採購消耗品	2,777	1,430
Purchase of goods	採購貨品	-	60
Research and development service income	研究及開發服務收入	21,889	36,650
Acquisition of a license right (Note 45)	收購許可權(附註45)	-	77,500

(c) 向李氏大藥廠－李杜靜芳獎 學金有限公司(「李杜靜芳獎 學金」)作出捐獻

於截至二零二一年十二月三十一日止年度，向李杜靜芳獎學金捐獻合共 7,450,000 港元(二零二零年：1,475,000 港元)。本公司董事李小平博士亦為李杜靜芳獎學金之主要管理層成員，而李杜靜芳獎學金被視為本集團之關聯方。

Notes to the Consolidated Financial Statements

綜合財務報表附註

For the year ended 31 December 2021

截至二零二一年十二月三十一日止年度

43. RELATED PARTIES TRANSACTIONS (CONTINUED)

(d) Issue of subsidiary's shares to Perfect Concept Holdings Limited ("PCH")

During the year ended 31 December 2020, China Oncology Focus Limited ("COF"), an indirect non-wholly owned subsidiary of the Company, on a pro rata basis, issued 18,620 shares to PCH. Ms. Leelalertsuphakun Wanee, Ms. Lee Siu Fong and Dr. Li Xiaoyi were both the directors of the Company and the substantial shareholders of PCH and PCH was considered as a related party to the Group. Total consideration received for the issue of shares thereto was US\$4,003,300 (equivalent to approximately HK\$31,226,000). No such event has occurred during the year 2021.

Ms. Leelalertsuphakun Wanee, Ms. Lee Siu Fong and Dr. Li Xiaoyi are the directors and substantial shareholders of the Company who are connected persons of the Company under the Listing Rules. They hold approximately 62.85% of the issued ordinary and preferred shares in PCH and therefore, PCH is the associate of Ms. Leelalertsuphakun Wanee, Ms. Lee Siu Fong and Dr. Li Xiaoyi, and is then a connected person of the Company under the Listing Rules. Lee's Pharmaceutical International Limited, a direct wholly-owned subsidiary of the Company is a shareholder of COF and at the same time, PCH, is also a shareholder of COF. PCH, being a connected person of the Company, is holding 35% of the issued share capital of COF, and therefore, the issue of COF's shares to PCH constitutes a connected transaction pursuant to Rule 14A.27 of the Listing Rules.

(e) Shareholder loans from PCH

During the year ended 31 December 2020, included in finance costs there was interest expenses for loans from PCH amounting to HK\$147,000. Loans from PCH were fully settled in year 2020 and no interest expenses was incurred during the year ended 31 December 2021.

43. 關聯方交易(續)

(d) 發行附屬公司股份予美創集團有限公司(「美創集團」)

於截至二零二零年十二月三十一日止年度，本公司間接非全資附屬公司中國腫瘤醫療有限公司(「COF」)按比例發行18,620股股份予美創集團。李燁妮女士、李小芳女士及李小羿博士均為本公司董事及美創集團之主要股東，故美創集團被視為本集團之關聯方。就發行股份收取之總代價為4,003,300美元(相當於約31,226,000港元)。於二零二一年度內並無發生有關事項。

李燁妮女士、李小芳女士及李小羿博士為本公司董事兼主要股東，根據上市規則為本公司之關連人士。彼等持有美創集團已發行普通股及優先股約62.85%，因此，根據上市規則，美創集團為李燁妮女士、李小芳女士及李小羿博士之聯繫人，因而為本公司之關連人士。本公司直接全資附屬公司Lee's Pharmaceutical International Limited為COF之股東，同時，美創集團亦為COF之股東。美創集團為本公司之關連人士，持有COF已發行股本之35%，因此，根據上市規則第14A.27條，向美創集團發行COF股份構成一宗關連交易。

(e) 來自美創集團之股東貸款

於截至二零二零年十二月三十一日止年度，財務成本包括來自美創集團之貸款之利息開支147,000港元。來自美創集團之貸款已於二零二零年度全數結清，於截至二零二一年十二月三十一日止年度內並無產生任何利息開支。

Notes to the Consolidated Financial Statements

綜合財務報表附註

For the year ended 31 December 2021
截至二零二一年十二月三十一日止年度

44. ACQUISITION OF A SUBSIDIARY

In April 2020, the Group, through an indirect wholly-owned subsidiary Lee's Keno Pharmaceutical Limited, acquired 51% of the issued share capital of Beijing Keno Pharmaceutical Technology Limited* ("BJ Keno") from independent third parties. BJ Keno is engaging in marketing and selling of pharmaceutical device. Upon completion of the transaction, BJ Keno became a non-wholly owned subsidiary of the Group. The transaction has been accounted for by the acquisition method of accounting.

Consideration transferred

		HK\$'000 千港元
Cash consideration	現金代價	-

Assets acquired and liabilities recognised at the date of acquisition

		HK\$'000 千港元
Current assets	流動資產	
Deposits and prepayments	按金及預付款項	227
Bank balances	銀行結餘	474
Current liability	流動負債	
Other payables and accruals	其他應付款項及應計費用	(5,293)
Net liabilities recognised	已確認負債淨額	(4,592)

Non-controlling interests

The non-controlling interests (49%) in BJ Keno recognised at the acquisition date was measured by reference to the proportionate share of amounts of net liabilities recognised and amounted to HK\$2,250,000.

44. 收購一間附屬公司

於二零二零年四月，本集團透過間接全資附屬公司李氏可諾醫藥有限公司向獨立第三方收購北京可諾醫藥科技有限公司（「北京可諾」）51%已發行股本。北京可諾從事醫藥器材市場推廣及銷售。交易完成後，北京可諾成為本集團之非全資附屬公司。該交易以收購會計法入賬。

已轉讓代價

於收購日期之已收購資產及已確認負債

		HK\$'000 千港元
Current assets	流動資產	
Deposits and prepayments	按金及預付款項	227
Bank balances	銀行結餘	474
Current liability	流動負債	
Other payables and accruals	其他應付款項及應計費用	(5,293)
Net liabilities recognised	已確認負債淨額	(4,592)

非控股權益

於收購日期所確認於北京可諾之非控股權益(49%)乃參照按比例應佔已確認負債淨額金額計量，為數2,250,000港元。

* For identification purpose only

* 僅供識別

Notes to the Consolidated Financial Statements

綜合財務報表附註

For the year ended 31 December 2021

截至二零二一年十二月三十一日止年度

44. ACQUISITION OF A SUBSIDIARY (CONTINUED)

Goodwill arising on acquisition

		HK\$'000 千港元
Consideration transferred	已轉讓代價	-
Add: Non-controlling interests	加：非控股權益	(2,250)
Less: Net liabilities recognised	減：已確認負債淨額	4,592
Goodwill arising on the acquisition	收購產生之商譽	2,342

None of the goodwill arising on acquisition is expected to be deductible for tax purposes.

Net cash inflow on acquisition

		HK\$'000 千港元
Cash consideration paid	已付現金代價	-
Less: Cash and cash equivalent acquired of	減：已收購之現金及現金等值	(474)
		474

Impact of acquisition on the results of the Group

Included in the profit for the year ended 31 December 2020 is approximately HK\$476,000 loss attributable to the additional business generated by BJ Keno.

Had the acquisition been completed on 1 January 2020, in the opinion of the directors of the Company, the Group's revenue and profit for the year would not be materially impacted.

44. 收購一間附屬公司(續)

收購產生之商譽

	HK\$'000 千港元
Consideration transferred	-
Add: Non-controlling interests	(2,250)
Less: Net liabilities recognised	4,592
Goodwill arising on the acquisition	2,342

預期收購產生之商譽不得扣稅。

收購之現金流入淨額

	HK\$'000 千港元
Cash consideration paid	-
Less: Cash and cash equivalent acquired of	(474)
	474

收購對本集團業績之影響

截至二零二零年十二月三十一日止年度溢利已計入北京可諾所產生額外業務應佔之虧損約476,000港元。

倘該項收購於二零二零年一月一日完成，本公司董事認為本集團於本年度之收益及溢利不會受到重大影響。

Notes to the Consolidated Financial Statements

綜合財務報表附註

For the year ended 31 December 2021

截至二零二一年十二月三十一日止年度

45. DISPOSAL OF SUBSIDIARIES

In April 2020, the Group fully disposed of its 60% interest in Inner Mongolia Zhaoke Livestock Development Limited* (“**Zhaoke Livestock**”) to an independent third party at a cash consideration of RMB1,012,000 (equivalent to approximately HK\$1,097,000), and recorded a loss on disposal of Zhaoke Livestock of approximately HK\$1,720,000.

In October 2020, the Group entered into a licensing agreement with ZKO and Zhaoke (Guangzhou) Ophthalmology Pharmaceutical Co., Ltd., an indirect wholly-owned subsidiary of ZKO (together, the “**Licensors**”), pursuant to which an exclusive license right in relation to a licensed product has been granted by the Licensors to the Group. The Group settled the upfront payment for the licensing agreement by way of the repurchase of ZKO shares held by the Group by ZKO. Details of which were set out in the Company’s announcement dated 4 October 2020. Upon completion of the abovementioned share repurchase, the Group’s indirect interest in ZKO was reduced from 50.117% to 48.539% and the Group ceased to control ZKO and its subsidiaries (“**ZKO Group**”). The Group recorded a gain on disposal of ZKO Group of approximately HK\$157,345,000.

In aggregate, the Group recognised a net gain on disposal of subsidiaries of approximately HK\$155,625,000 in profit or loss which was included in “other gains and losses, net” in 2020.

Consideration received

		ZKO Group 兆科眼科集團 HK\$'000 千港元	Zhaoke Livestock 兆科畜牧 HK\$'000 千港元
Cash	現金	-	1,097
Intangible assets acquired	已收購無形資產	77,500	-
		77,500	1,097

45. 出售附屬公司

於二零二零年四月，本集團以現金代價人民幣1,012,000元（相當於約1,097,000港元）將其於內蒙古兆科畜牧開發有限公司（「兆科畜牧」）之60%權益全數售予一名獨立第三方，錄得出售兆科畜牧之虧損約1,720,000港元。

於二零二零年十月，本集團與兆科眼科及兆科（廣州）眼科藥物有限公司（兆科眼科之間接全資附屬公司）（統稱「授權人」）訂立一份授權許可協議，據此，授權人向本集團授出有關授權產品之獨家許可權。本集團以由兆科眼科購回本集團所持兆科眼科股份之方式償付授權許可協議之預付金。詳情載於本公司日期為二零二零年十月四日之公告。於上述股份購回完成後，本集團於兆科眼科之間接權益由50.117%減少至48.539%，而本集團不再控制兆科眼科及其附屬公司（「兆科眼科集團」）。本集團錄得出售兆科眼科集團之收益約157,345,000港元。

綜合計算，本集團於損益確認出售附屬公司之收益淨額約155,625,000港元，歸入二零二零年之「其他收益及虧損淨額」內。

已收代價

* For identification purpose only

Notes to the Consolidated Financial Statements

綜合財務報表附註

For the year ended 31 December 2021

截至二零二一年十二月三十一日止年度

45. DISPOSAL OF SUBSIDIARIES (CONTINUED)

45. 出售附屬公司(續)

Analysis of assets and liabilities over which control was lost

失去控制權之資產及負債分析

		ZKO Group	Zhaoke Livestock
		兆科眼科集團	兆科畜牧
		HK\$'000	HK\$'000
		千港元	千港元
Property, plant and equipment (including right-of-use assets)	物業、廠房及設備(包括使用權資產)	148,365	1,725
Intangible assets	無形資產	164,066	-
Other receivables, deposits and prepayments	其他應收款項、按金及預付款項	62,085	2,168
Pledged deposits	已抵押存款	13,198	-
Time deposits	定期存款	74,414	-
Cash and bank balances	現金及銀行結餘	77,055	873
Other payables and accruals	其他應付款項及應計費用	(42,107)	(39)
Bank borrowings	銀行借款	(11,490)	-
Deferred tax liabilities	遞延稅項負債	(20,005)	-
Derivative financial liabilities	衍生財務負債	(83,587)	-
Net asset disposed of	已出售淨資產	381,994	4,727

Gain (loss) on disposal of subsidiaries

出售附屬公司之收益(虧損)

		ZKO Group	Zhaoke Livestock
		兆科眼科集團	兆科畜牧
		HK\$'000	HK\$'000
		千港元	千港元
Consideration received	已收代價	77,500	1,097
Investment retained in the former subsidiaries at fair value	按公平值計量於前附屬公司之保留投資	180,641	-
Net assets disposed of	已出售淨資產	(381,994)	(4,727)
Non-controlling interests	非控股權益	185,212	1,891
Reclassification of cumulative balances upon disposal of subsidiaries from equity to profit or loss	出售附屬公司時將累計結餘由權益重新 分類至損益		
Exchange reserve	匯兌儲備	3,441	19
Other reserves	其他儲備	92,545	-
		157,345	(1,720)

Notes to the Consolidated Financial Statements

綜合財務報表附註

For the year ended 31 December 2021
截至二零二一年十二月三十一日止年度

45. DISPOSAL OF SUBSIDIARIES (CONTINUED)

Net cash (outflow) inflow arising on disposal

		ZKO Group 兆科眼科集團 HK\$'000 千港元	Zhaoke Livestock 兆科畜牧 HK\$'000 千港元
Cash consideration received	已收現金代價	-	1,097
Less:	減：		
Pledged deposits	已抵押存款	(13,198)	-
Time deposits	定期存款	(74,414)	-
Cash and bank balances	現金及銀行結餘	(77,055)	(873)
		(164,667)	224

45. 出售附屬公司(續)

出售產生之現金(流出)流入淨額

46. PARTICULARS OF PRINCIPAL SUBSIDIARIES OF THE COMPANY

1. General information of subsidiaries

Details of the Company's principal subsidiaries as at 31 December 2021 are set out as follows:

Name of subsidiary 附屬公司名稱	Place of incorporation/ registration/ operations 註冊成立/ 登記/經營地點	Class of share 股份類別	Paid up issued/ registered capital 繳足已發行/ 註冊股本	Proportion ownership interest held by the Company 本公司所持有之所有權權益比例				Principal activities 主要業務
				Directly 直接		Indirectly 間接		
				2021 二零二一年	2020 二零二零年	2021 二零二一年	2020 二零二零年	
Lee's Pharmaceutical International Limited	British Virgin Islands	Ordinary	US\$1	100%	100%	-	-	Investment holding
Lee's Pharmaceutical International Limited	英屬處女群島	普通股	1美元	100%	100%	-	-	投資控股
LPH Investments Limited	Cayman Islands	Ordinary	US\$100	74%	74%	-	-	Investment holding
LPH Investments Limited	開曼群島	普通股	100美元	74%	74%	-	-	投資控股
LPH II Investments Limited	Cayman Islands	Ordinary	US\$100	100%	100%	-	-	Investment holding
LPH II Investments Limited	開曼群島	普通股	100美元	100%	100%	-	-	投資控股
China Cardiovascular Focus Limited	British Virgin Islands	Ordinary	US\$1	-	-	100%	100%	Investment holding
中國心血管醫療有限公司	英屬處女群島	普通股	1美元	-	-	100%	100%	投資控股

46. 本公司主要附屬公司詳情

1. 附屬公司之一般資料

本公司主要附屬公司於二零二一年十二月三十一日之詳情載列如下：

Notes to the Consolidated Financial Statements

綜合財務報表附註

For the year ended 31 December 2021

截至二零二一年十二月三十一日止年度

46. PARTICULARS OF PRINCIPAL SUBSIDIARIES OF THE COMPANY (CONTINUED)

1. General information of subsidiaries (Continued)

Name of subsidiary 附屬公司名稱	Place of incorporation/ registration/ operations 註冊成立/ 登記/經營地點	Class of share 股份類別	Paid up issued/ registered capital 繳足已發行/ 註冊股本	Proportion ownership interest held by the Company 本公司所持有之所有權權益比例				Principal activities 主要業務	
				Directly 直接		Indirectly 間接			
				2021 二零二一年	2020 二零二零年	2021 二零二一年	2020 二零二零年		
Guangzhou Zhao Kang Hospital Co. Ltd* (Note a) 廣州兆康醫院有限公司 (附註a)	PRC 中國	Paid-up capital 繳足股本	US\$19,000,000 19,000,000美元	-	-	100%	100%	Hospital and medical care 醫院及醫療護理	
Lee's Pharmaceutical (HK) Limited 李氏大藥廠(香港)有限公司	Hong Kong 香港	Ordinary 普通股	HK\$18,400,000 18,400,000港元	-	-	100%	100%	Investment holding and trading of pharmaceutical products 投資控股及買賣藥品	
Zhaoke Pharmaceutical (HK) Limited 兆科藥業(香港)有限公司	Hong Kong 香港	Ordinary 普通股	HK\$1,000,000 1,000,000港元	-	-	100%	100%	Investment holding 投資控股	
Zhaoke Pharmaceutical (Hefei) Co. Limited* (Note a) 兆科藥業(合肥)有限公司 (附註a)	PRC 中國	Paid-up capital 繳足股本	US\$2,000,000 2,000,000美元	-	-	100%	100%	Manufactures and sale of pharmaceutical products 製造及銷售藥品	
Zhaoke Pharmaceutical (Guangzhou) Limited* (Note a) 兆科藥業(廣州)有限公司 (附註a)	PRC 中國	Paid-up capital 繳足股本	US\$16,000,000 16,000,000美元	-	-	100%	100%	Trading of pharmaceutical products 買賣藥品	
Zhao Kang Medical Investment Limited 兆康醫療投資有限公司	Cayman Islands 開曼群島	Ordinary 普通股	US\$1,000 1,000美元	-	-	100%	100%	Investment holding 投資控股	
Zhao Kang Medical HK Limited 兆康醫療香港有限公司	Hong Kong 香港	Ordinary 普通股	HK\$10,000 10,000港元	-	-	100%	100%	Not yet commenced business 尚未開展業務	

46. 本公司主要附屬公司詳情(續)

1. 附屬公司之一般資料(續)

Notes to the Consolidated Financial Statements

綜合財務報表附註

For the year ended 31 December 2021
截至二零二一年十二月三十一日止年度

46. PARTICULARS OF PRINCIPAL SUBSIDIARIES OF THE COMPANY (CONTINUED)

46. 本公司主要附屬公司詳情(續)

1. General information of subsidiaries (Continued)

1. 附屬公司之一般資料(續)

Name of subsidiary 附屬公司名稱	Place of incorporation/ registration/ operations 註冊成立/ 登記/經營地點	Class of share 股份類別	Paid up issued/ registered capital 繳足已發行/ 註冊股本	Proportion ownership interest held by the Company 本公司所持有之所有權權益比例				Principal activities 主要業務
				Directly 直接		Indirectly 間接		
				2021 二零二一年	2020 二零二零年	2021 二零二一年	2020 二零二零年	
Guangzhou Zhaoke Lian Fa Pharmaceutical Limited* (Note a) 廣州兆科聯發醫藥有限公司(附註a)	PRC 中國	Paid-up capital 繳足股本	US\$1,000,000 1,000,000美元	-	-	100%	100%	Trading of pharmaceutical products 買賣藥品
Zhaoke Lian Fa (Guangzhou) Biotechnology Limited* (Note a) 兆科聯發(廣州)生物科技有限公司(附註a)	PRC 中國	Paid-up capital 繳足股本	RMB900,000 (2020: RMB700,000) 人民幣900,000元 (二零二零年: 人民幣700,000元)	-	-	100%	100%	Not yet commenced business 尚未開展業務
Zhaoke Lian Fa (Guangzhou) Logistic Limited* (Note a) 兆科聯發(廣州)物流有限公司(附註a)	PRC 中國	Paid-up capital 繳足股本	RMB500,000 人民幣500,000元	-	-	100%	100%	Not yet commenced business 尚未開展業務
Zhaoke Lian Fa (Guangzhou) Business Services Limited* (Note a) 兆科聯發(廣州)商務服務有限公司(附註a)	PRC 中國	Paid-up capital 繳足股本	RMB500,000 人民幣500,000元	-	-	100%	100%	Not yet commenced business 尚未開展業務
Lee's Pharmaceutical Taiwan Limited* (Note a) 台灣李氏藥業有限公司(附註a)	Taiwan 台灣	Ordinary 普通股	NTD1,000,000 新台幣1,000,000元	-	-	100%	100%	Trading of pharmaceutical products 買賣藥品
Lee's Pharm Genomics Lab Limited 李氏大藥廠基因實驗室有限公司	Hong Kong 香港	Ordinary 普通股	HK\$1 1港元	-	-	100%	100%	Drug development and service 藥品開發及服務

Notes to the Consolidated Financial Statements

綜合財務報表附註

For the year ended 31 December 2021

截至二零二一年十二月三十一日止年度

46. PARTICULARS OF PRINCIPAL SUBSIDIARIES OF THE COMPANY (CONTINUED)

46. 本公司主要附屬公司詳情(續)

1. General information of subsidiaries (Continued)

1. 附屬公司之一般資料(續)

Name of subsidiary 附屬公司名稱	Place of incorporation/ registration/ operations 註冊成立/ 登記/經營地點	Class of share 股份類別	Paid up issued/ registered capital 繳足已發行/ 註冊股本	Proportion ownership interest held by the Company 本公司所持有之所有權權益比例				Principal activities 主要業務	
				Directly 直接		Indirectly 間接			
				2021 二零二一年	2020 二零二零年	2021 二零二一年	2020 二零二零年		
Dreamboat Ventures Limited	British Virgin Islands 英屬處女群島	Ordinary 普通股	US\$1 1美元	-	-	100%	100%	Investment holding 投資控股	
Lee's Keno Pharmaceutical Limited 李氏可諾醫藥有限公司	Hong Kong 香港	Ordinary 普通股	HK\$1 1港元	-	-	100%	100%	Not yet commenced business 尚未開展業務	
Beijing Keno Pharmaceutical Technology Limited* (Note b) 北京可諾醫藥科技有限公司 (附註b)	PRC 中國	Paid-up capital 繳足股本	Nil 零	-	-	51%	51%	Marketing and selling of pharmaceutical device 醫藥器材市場推廣及銷售	
CVie Therapeutics Company Limited 中國生命藥物治療有限公司	Cayman Islands 開曼群島	Ordinary 普通股	US\$135,000 135,000美元	-	-	56.26%	56.26%	Development and trading of pharmaceutical products 開發及買賣藥品	
CVie Therapeutics (HK) Limited (Note c) 中國生命藥物治療(香港)有限公司(附註c)	Hong Kong 香港	N/A 不適用	N/A 不適用	-	-	N/A 不適用	56.26%	N/A 不適用	
China Oncology Focus Limited 中國腫瘤醫療有限公司	British Virgin Islands 英屬處女群島	Ordinary 普通股	US\$226,200 226,200美元	-	-	65%	65%	Development of oncology products 開發腫瘤產品	
Zhaoko (Hong Kong) Oncology Pharmaceutical Limited 兆科(香港)腫瘤藥物有限公司	Hong Kong 香港	Ordinary 普通股	HK\$10,000 10,000港元	-	-	65%	65%	Development of oncology products 開發腫瘤產品	

Notes to the Consolidated Financial Statements

綜合財務報表附註

For the year ended 31 December 2021
截至二零二一年十二月三十一日止年度

46. PARTICULARS OF PRINCIPAL SUBSIDIARIES OF THE COMPANY (CONTINUED)

46. 本公司主要附屬公司詳情(續)

1. General information of subsidiaries (Continued)

1. 附屬公司之一般資料(續)

Name of subsidiary 附屬公司名稱	Place of incorporation/ registration/ operations 註冊成立/ 登記/經營地點	Class of share 股份類別	Paid up issued/ registered capital 繳足已發行/ 註冊股本	Proportion ownership interest held by the Company 本公司所持有之所有權權益比例				Principal activities 主要業務	
				Directly 直接		Indirectly 間接			
				2021 二零二一年	2020 二零二零年	2021 二零二一年	2020 二零二零年		
Zhaoke (Guangzhou) Oncology Pharmaceutical Limited* (Note a) 兆科(廣州)腫瘤藥物有限公司 (附註a)	PRC 中國	Paid-up capital 繳足股本	US\$8,240,000 (2020: US\$5,000,000) 8,240,000美元 (二零二零年: 5,000,000美元)	-	-	65%	65%	Development of oncology products 開發腫瘤產品	

* For identification purpose only

* 僅供識別

Notes:

附註:

- These are wholly-foreign-owned enterprises.
- These are sino-foreign equity joint enterprises.
- Dissolved by deregistration during the year 2021.

- 此為外商獨資企業。
- 此為中外合資經營企業。
- 於二零二一年度內以撤銷註冊方式解散。

Notes to the Consolidated Financial Statements

綜合財務報表附註

For the year ended 31 December 2021

截至二零二一年十二月三十一日止年度

46. PARTICULARS OF PRINCIPAL SUBSIDIARIES OF THE COMPANY (CONTINUED)

2. Details of non-wholly owned subsidiaries that have material non-controlling interests

The table below show details of non-wholly owned subsidiaries of the Group that has material non-controlling interests at the end of the current year:

Name of subsidiary 附屬公司名稱	Place of incorporation/ operations 註冊成立/經營地點	Proportion of ownership interests and voting rights held by non-controlling interests 非控股權益所持有之所有權權益及投票權比例		Loss allocated to non-controlling interests 分配予非控股權益之虧損		Accumulated non-controlling interests 累計非控股權益	
		2021 二零二一年	2020 二零二零年	2021 二零二一年 HK\$'000 千港元	2020 二零二零年 HK\$'000 千港元	2021 二零二一年 HK\$'000 千港元	2020 二零二零年 HK\$'000 千港元
		China Oncology Focus Limited ("COF") (Note) 中國腫瘤醫療有限公司(「COF」)(附註)	British Virgin Islands 英屬處女群島	35.00%	35.00%	(27,122)	(25,988)

Note: Include its wholly-owned subsidiaries.

Summarised financial information in respect of Group's subsidiaries that has material non-controlling interests is set out below. The summarised financial information below represents amounts before intragroup eliminations.

46. 本公司主要附屬公司詳情(續)

2. 擁有重大非控股權益之非全資附屬公司之詳情

下表顯示本集團於本年度末擁有重大非控股權益之非全資附屬公司之詳情：

附註：包括其全資附屬公司。

有關擁有重大非控股權益之本集團附屬公司之財務資料概要載列如下。以下財務資料概要為於集團內公司間對銷前之金額。

		COF and its subsidiaries COF及其附屬公司	
		2021 二零二一年 HK\$'000 千港元	2020 二零二零年 HK\$'000 千港元
Current assets	流動資產	72,715	127,215
Non-current assets	非流動資產	146,257	110,091
Current liabilities	流動負債	337,046	260,545
Non-current liabilities	非流動負債	3,795	1,563
Equity attributable to the owners of the Company	本公司擁有人應佔權益	(79,215)	(16,121)
Non-controlling interests	非控股權益	(42,654)	(8,681)

Notes to the Consolidated Financial Statements

綜合財務報表附註

For the year ended 31 December 2021
截至二零二一年十二月三十一日止年度

46. PARTICULARS OF PRINCIPAL SUBSIDIARIES OF THE COMPANY (CONTINUED)

2. Details of non-wholly owned subsidiaries that have material non-controlling interests (Continued)

46. 本公司主要附屬公司詳情(續)

2. 擁有重大非控股權益之非全資附屬公司之詳情(續)

		COF and its subsidiaries COF及其附屬公司	
		Year ended 2021 截至 二零二一年 止年度 HK\$'000 千港元	Year ended 2020 截至 二零二零年 止年度 HK\$'000 千港元
Revenue	收益	3,223	2,894
Expenses	開支	(82,617)	(77,145)
Loss for the year	本年度虧損	(79,394)	(74,251)
Loss attributable to the owners of the Company	本公司擁有人應佔虧損	(51,606)	(48,263)
Loss attributable to the non-controlling interests	非控股權益應佔虧損	(27,788)	(25,988)
Loss for the year	本年度虧損	(79,394)	(74,251)
Other comprehensive (expense) income attributable to the owners of the Company	本公司擁有人應佔其他全面(開支)收益	(11,487)	3,531
Other comprehensive (expense) income attributable to non-controlling interests	非控股權益應佔其他全面(開支)收益	(6,186)	1,901
Other comprehensive (expense) income for the year	本年度其他全面(開支)收益	(17,673)	5,432
Total comprehensive expense attributable to the owners of the Company	本公司擁有人應佔全面開支總額	(63,093)	(44,732)
Total comprehensive expense attributable to non-controlling interests	非控股權益應佔全面開支總額	(33,974)	(24,087)
Total comprehensive expense for the year	本年度全面開支總額	(97,067)	(68,819)
Dividend paid to non-controlling interests	已付非控股權益之股息	-	-
Net cash inflow (outflow) from operating activities	經營活動現金流入(流出)淨額	41,419	(64,620)
Net cash outflow from investing activities	投資活動現金流出淨額	(94,476)	(30,792)
Net cash inflow from financing activities	融資活動現金流入淨額	52,140	89,033
Net cash outflow	現金流出淨額	(917)	(6,379)

Notes to the Consolidated Financial Statements

綜合財務報表附註

For the year ended 31 December 2021

截至二零二一年十二月三十一日止年度

47. STATEMENT OF FINANCIAL POSITION AND RESERVES OF THE COMPANY 47. 本公司財務狀況表及儲備

		2021 二零二一年 HK\$'000 千港元	2020 二零二零年 HK\$'000 千港元
Non-current assets	非流動資產		
Interests in subsidiaries	於附屬公司之權益	778,058	694,985
Investment in associates	於聯營公司之投資	6,267	3,027
Financial assets at fair value through profit or loss	按公平值透過損益列賬之財務資產	25,431	17,824
Financial assets at fair value through other comprehensive income	按公平值透過其他全面收益列賬之財務資產	160,201	172,796
		969,957	888,632
Current assets	流動資產		
Other receivables, deposits and prepayments	其他應收款項、按金及預付款項	14,739	18,447
Tax recoverable	可收回稅項	515	-
Pledged bank deposits	已抵押銀行存款	-	20,150
Cash and bank balances	現金及銀行結餘	10,576	9,763
		25,830	48,360
Current liabilities	流動負債		
Other payables and accruals	其他應付款項及應計費用	23,595	5,878
Tax payables	應付稅項	-	407
		23,595	6,285
Net current assets	流動資產淨值	2,235	42,075
Total assets less current liabilities	資產總值減流動負債	972,192	930,707
Capital and reserves	資本及儲備		
Share capital	股本	29,442	29,406
Reserves	儲備	790,780	797,301
Total equity	總權益	820,222	826,707
Non-current liabilities	非流動負債		
Other payables and accruals	其他應付款項及應計費用	40,000	-
Retirement benefits	退休福利	111,970	104,000
		151,970	104,000
		972,192	930,707

The Company's statement of financial position was approved and authorised for issue by the board of directors on 29 March 2022 and are signed on its behalf by:

本公司財務狀況表已於二零二二年三月二十九日經董事會核准及授權公佈，並由下列董事代表簽署：

Lee Siu Fong

李小芳

DIRECTOR

董事

Leelalertsuphakun Wanee

李燁妮

DIRECTOR

董事

Notes to the Consolidated Financial Statements

綜合財務報表附註

For the year ended 31 December 2021

截至二零二一年十二月三十一日止年度

47. STATEMENT OF FINANCIAL POSITION AND RESERVES OF THE COMPANY (CONTINUED)

47. 本公司財務狀況表及儲備(續)

Movement in the Company's reserves

本公司之儲備變動

		Share premium	Merger difference	Share-based compensation reserve	Investments revaluation reserve	Retained profits	Total
		股份溢價	合併差額	以股份支付之酬金儲備	投資重估儲備	保留溢利	總計
		HK\$'000	HK\$'000	HK\$'000	HK\$'000	HK\$'000	HK\$'000
		千港元	千港元	千港元	千港元	千港元	千港元
At 1 January 2021	於二零二一年一月一日	714,813	9,200	40,847	(19,655)	52,096	797,301
Employee share option benefits	僱員購股權福利	-	-	16,888	-	-	16,888
Exercise of share options	行使購股權	5,278	-	(1,771)	-	-	3,507
Profit for the year	本年度溢利	-	-	-	-	35,711	35,711
Other comprehensive expense for the year	本年度其他全面開支	-	-	-	-	-	-
- Fair value changes of financial assets at fair value through other comprehensive income	- 按公平值透過其他全面收益列賬之財務資產之公平值變動	-	-	-	(26,708)	-	(26,708)
Total comprehensive (expense) income for the year	本年度全面(開支)收益總額	-	-	-	(26,708)	35,711	9,003
2020 final dividend paid	已付二零二零年末期股息	-	-	-	-	(18,254)	(18,254)
2021 interim dividend paid	已付二零二一年中期股息	-	-	-	-	(17,665)	(17,665)
At 31 December 2021	於二零二一年十二月三十一日	720,091	9,200	55,964	(46,363)	51,888	790,780
At 1 January 2020	於二零二零年一月一日	714,146	9,200	23,675	(38,915)	70,510	778,616
Employee share option benefits	僱員購股權福利	-	-	17,442	-	-	17,442
Exercise of share options	行使購股權	667	-	(231)	-	-	436
Share options lapsed	已失效購股權	-	-	(39)	-	39	-
Profit for the year	本年度溢利	-	-	-	-	19,775	19,775
Other comprehensive income for the year	本年度其他全面收益	-	-	-	-	-	-
- Fair value changes of financial assets at fair value through other comprehensive income	- 按公平值透過其他全面收益列賬之財務資產之公平值變動	-	-	-	19,260	-	19,260
Total comprehensive income for the year	本年度全面收益總額	-	-	-	19,260	19,775	39,035
2019 final dividend paid	已付二零一九年末期股息	-	-	-	-	(22,349)	(22,349)
2020 interim dividend paid	已付二零二零年中期股息	-	-	-	-	(15,879)	(15,879)
At 31 December 2020	於二零二零年十二月三十一日	714,813	9,200	40,847	(19,655)	52,096	797,301

Notes to the Consolidated Financial Statements

綜合財務報表附註

For the year ended 31 December 2021

截至二零二一年十二月三十一日止年度

48. OPERATING LEASE ARRANGEMENTS

The Group as lessor

The Group usually, as a lessor, entered into leasing arrangements for a period of 1 to 3 years.

Undiscounted lease payments receivables by the Group in future periods under non-cancellable operating leases with its tenants are as follows:

		2021 二零二一年 HK\$'000 千港元	2020 二零二零年 HK\$'000 千港元
Within one year	一年內	282	2,329

49. COMPARATIVE FIGURES

Certain comparative figures have been reclassified to conform to the current year's presentation.

48. 經營租賃安排

本集團作為出租人

本集團一般(作為出租人)訂立為期一至三年之租賃安排。

本集團於未來期間根據與其租戶訂立之不可撤銷經營租賃應收之未貼現租賃付款如下：

49. 比較數字

若干比較數字已重新分類，以符合本年度之列報方式。

