

CONFIDENCE INTELLIGENCE HOLDINGS LIMITED

信懇智能控股有限公司

(Incorporated in the Cayman Islands with limited liability | 於開曼群島註冊成立之有限公司)

(Stock Code 股份代號：1967)

ANNUAL REPORT

2021

年報

# CONTENTS

## 目錄

|  |     |
|--|-----|
| Corporate Information<br>公司資料  | 2   |
| Chairman's Statement<br>主席報告   | 5   |
| Management Discussion and Analysis<br>管理層討論及分析                           | 7   |
| Biographical Details of Directors and Senior Management<br>董事及高級管理層的履歷詳情 | 17  |
| Corporate Governance Report<br>企業管治報告                                    | 27  |
| Environmental, Social and Governance Report<br>環境、社會及管治報告                | 47  |
| Report of Directors<br>董事會報告   | 89  |
| Independent Auditor's Report<br>獨立核數師報告                                  | 104 |
| Consolidated Income Statement<br>綜合收益表                                   | 118 |
| Consolidated Statement of Comprehensive Income<br>綜合全面收益表                | 119 |
| Consolidated Balance Sheet<br>綜合資產負債表                                    | 120 |
| Consolidated Statement of Changes in Equity<br>綜合權益變動表                   | 122 |
| Consolidated Statement of Cash Flows<br>綜合現金流量表                          | 125 |
| Notes to the Consolidated Financial Statements<br>綜合財務報表附註               | 127 |
| Financial Summary<br>財務概要  | 216 |

# CORPORATE INFORMATION

## 公司資料

### Executive Directors

Mr. Li Hao (*Chairman and Chief Executive Officer*)  
Mr. Zhang Bizhong  
Mr. Xu Shizhen  
Ms. Li Biqiong (appointed on 18 October 2021)  
Mr. Hao Xiangjun (appointed on 1 April 2022)

### Non-executive Director

Mr. Yuan Shuntang

### Independent Non-executive Directors

Mr. Chen Zhong  
Mr. Wong Chun Sek Edmund  
Mr. Wu Tai Cheung (resigned on 18 October 2021)  
Ms. Mu Lingxia (appointed on 18 October 2021)

### Audit Committee

Mr. Wong Chun Sek Edmund (*Chairman*)  
Mr. Chen Zhong  
Mr. Wu Tai Cheung (resigned on 18 October 2021)  
Ms. Mu Lingxia (appointed on 18 October 2021)

### Nomination Committee

Mr. Chen Zhong (*Chairman*)  
Mr. Wong Chun Sek Edmund  
Mr. Wu Tai Cheung (resigned on 18 October 2021)  
Ms. Mu Lingxia (appointed on 18 October 2021)

### Remuneration Committee

Mr. Wu Tai Cheung (*Chairman*) (resigned on 18 October 2021)  
Ms. Mu Lingxia (*Chairman*) (appointed on 18 October 2021)  
Mr. Chen Zhong  
Mr. Wong Chun Sek Edmund

### Authorised Representatives

Mr. Li Hao  
Ms. Jian Xuegen

### Company Secretary

Ms. Jian Xuegen

### 執行董事

李浩先生 (*主席兼行政總裁*)  
張必鍾先生  
許世真先生  
李碧琼女士 (於二零二一年十月十八日獲委任)  
郝相君先生 (於二零二一年四月一日獲委任)

### 非執行董事

袁順唐先生

### 獨立非執行董事

陳忠先生  
黃俊碩先生  
胡大祥先生 (於二零二一年十月十八日辭任)  
慕凌霞女士 (於二零二一年十月十八日獲委任)

### 審核委員會

黃俊碩先生 (*主席*)  
陳忠先生  
胡大祥先生 (於二零二一年十月十八日辭任)  
慕凌霞女士 (於二零二一年十月十八日獲委任)

### 提名委員會

陳忠先生 (*主席*)  
黃俊碩先生  
胡大祥先生 (於二零二一年十月十八日辭任)  
慕凌霞女士 (於二零二一年十月十八日獲委任)

### 薪酬委員會

胡大祥先生 (*主席*) (於二零二一年十月十八日辭任)  
慕凌霞女士 (*主席*) (於二零二一年十月十八日獲委任)  
陳忠先生  
黃俊碩先生

### 授權代表

李浩先生  
簡雪艮女士

### 公司秘書

簡雪艮女士

## CORPORATE INFORMATION (Continued)

### 公司資料 (續)

#### Registered Office in the Cayman Islands

Windward 3  
Regatta Office Park  
PO Box 1350  
Grand Cayman KY1-1108  
Cayman Islands

#### Headquarters and Principal Place of Business in the People's Republic of China (the "PRC")

No. 7 Building  
New Development Zone  
Baishixia  
Fuyong Street  
Bao'an District  
Shenzhen

#### Principal Place of Business in Hong Kong

Room A, 12/F  
Granville House  
41C Granville Road  
Tsim Sha Tsui  
Kowloon  
Hong Kong

#### Principal Banks

Bank of China Limited  
DBS Bank Limited  
Bank of China (Hong Kong) Limited

#### Cayman Islands Principal Share Registrar and Transfer Office

Ocorian Trust (Cayman) Limited  
Windward 3  
Regatta Office Park  
PO Box 1350  
Grand Cayman KY1-1108  
Cayman Islands

#### 於開曼群島之註冊辦公室

Windward 3  
Regatta Office Park  
PO Box 1350  
Grand Cayman KY1-1108  
Cayman Islands

#### 總辦事處及中華人民共和國 (「中國」) 主要營業地點

深圳  
寶安區  
福永街道  
白石廈  
新開發區  
第七棟

#### 香港主要營業地點

香港  
九龍  
尖沙咀  
加連威老道  
41C 號嘉威大廈  
12 樓A室

#### 主要往來銀行

中國銀行股份有限公司  
星展銀行有限公司  
中國銀行(香港)有限公司

#### 開曼群島股份過戶登記總處

Ocorian Trust (Cayman) Limited  
Windward 3  
Regatta Office Park  
PO Box 1350  
Grand Cayman KY1-1108  
Cayman Islands

## CORPORATE INFORMATION (Continued)

### 公司資料 (續)

#### Hong Kong Branch Share Registrar and Transfer Office

Tricor Investor Services Limited  
Level 54, Hopewell Centre  
183 Queen's Road East  
Hong Kong

#### Stock Name

CONFIDENCE IN

#### Auditor

PricewaterhouseCoopers  
*Certified Public Accountants*  
*Registered Public Interest Entity Auditor*  
22/F, Prince's Building  
Central  
Hong Kong

#### Stock Code

1967

#### Corporate Website Address

[www.szxinken.com](http://www.szxinken.com)

#### 香港股份過戶登記分處

卓佳證券登記有限公司  
香港  
皇后大道東 183 號  
合和中心 54 樓

#### 股票名稱

信懋智能

#### 核數師

羅兵咸永道會計師事務所  
*執業會計師*  
*註冊公眾利益實體核數師*  
香港  
中環  
太子大廈 22 樓

#### 股份代號

1967

#### 公司網站

[www.szxinken.com](http://www.szxinken.com)

# CHAIRMAN'S STATEMENT

## 主席報告

On behalf of the board (the "Board") of directors (the "Directors") of Confidence Intelligence Holdings Limited (the "Company") and together with its subsidiaries, the "Group", I am pleased to present to the shareholders of the Company the annual report and audited consolidated financial statements of the Group for the year ended 31 December 2021 (the "Reporting Period").

### Business Review

The Group is an EMS provider offering comprehensive assembling and production services of Printed Circuit Board Assembly (the "PCBAs") in the PRC that integrate research and design, selection and procurement of raw materials, assembling of PCBAs, quality control, testing, logistics and aftersales services.

The outbreak and the spread of the coronavirus disease (COVID-19) at the beginning of 2020 has made the operating environment difficult and has created challenges to various industries in China. The negative impact brought by the Novel Coronavirus Outbreak had caused an adverse effect on the Group's business in 2020, which caused a drop in revenue and profit of the Group for the year ended 31 December 2020. Although some of the restrictions have eased in 2021, logistics and supply chain bottlenecks, recent energy crisis in China, scarcity of raw materials, shortage of migrant workers and the inability to deliver goods in a cost effective or timely manner continues to affect not only the Company but the manufacturing sector.

During the Reporting Period, the revenue of the Group increased by approximately RMB107.4 million from RMB246.5 million for the year ended 31 December 2020 to RMB353.9 million for the Reporting Period, which was attributed to the recovery of the China economic after the COVID-19 disease was under control in China since the second half year of 2020 and the business expansion of the new factory in Chongqing City.

The Group's profit for the year for the Reporting Period decreased by approximately 12.7% to approximately RMB10.1 million as compared with the Group's profit of approximately RMB11.5 million for the corresponding period in 2020.

本人謹代表信懇智能控股有限公司（「本公司」，連同其附屬公司統稱「本集團」）董事（「董事」）會（「董事會」）欣然向本公司股東提呈本集團截至二零二一年十二月三十一日止年度（「報告期間」）的年報及經審核綜合財務報表。

### 業務回顧

本集團為在中國提供全面印製電路板組裝（「PCBA」）裝配及生產服務的EMS供應商，業務範圍包括研究及設計、挑選及採購原材料、裝配PCBA、質量控制、測試、物流及售後服務。

二零二零年初，新型冠狀病毒（COVID-19）疫情（「新型冠狀病毒疫情」）爆發及蔓延，使中國的經營環境變得艱難，為各行各業帶來挑戰。新型冠狀病毒疫情帶來的負面影響對本集團二零二零年的業務造成不利影響，導致本集團截至二零二零年十二月三十一日止年度的收益及溢利下降。儘管若干限制於二零二一年放寬，但物流及供應鏈瓶頸、中國最近的能源危機、原材料短缺以及無法以具有成本效益或及時的方式交付貨物，不僅繼續影響本公司，甚至影響到製造業。

於報告期間，本集團的收益由截至二零二零年十二月三十一日止年度的人民幣246.5百萬元增加約人民幣107.4百萬元至報告期間的人民幣353.9百萬元，乃由於自二零二零年下半年新型冠狀病毒疫情於中國受控後中國經濟有所恢復及重慶市新廠房的業務擴展。

本集團於本年度溢利較二零二零年同期的本集團溢利約人民幣11.5百萬元減少約12.7%至約人民幣10.1百萬元。

## CHAIRMAN'S STATEMENT (Continued)

### 主席報告 (續)

#### Prospects

COVID-19 disease has had a severe and negative impact on the Chinese and the global economy so far. Whether this will lead to a prolonged downturn in the economy is still unknown. The growth rate of the Chinese economy had already been slowing down, and the impact of COVID-19 disease on the Chinese economy may continue into 2022 and beyond. The Group is taking proactive measures and making active responses in an effort to sustain the business and actively diversify or expand our customer base and product base to broaden the sources of revenue and diversify business risk. Also, the Group will continue to invest in our development of in-house capabilities and keep ourselves abreast of the development of latest technology advancement in our industries to secure more business opportunities. We will continue to strive a balance among the interests of shareholders, employees and customers, and pursue long-term and sustainable development for the Group.

#### Gratitude

On behalf of the Company, I would like to express my sincere gratitude to the management team and our staff for their tenacious efforts and outstanding contributions to the development of the Group. I would also like to extend my heartfelt thanks to our shareholders, investors, customers and business partners for their continuous trust and support to the Group.

By order of the Board

**Li Hao**

*Chairman & Executive Director*

Hong Kong

31 March 2022

#### 前景

新型冠狀病毒疫情迄今已對中國及全球經濟產生嚴重負面影響。這是否會導致經濟的長期低迷仍是未知數。中國經濟的增長速度已經在放緩，而新型冠狀病毒疫情對中國經濟的影響可能會持續到二零二二年及以後。本集團正主動採取措施積極應對，盡力維持業務並積極豐富或擴充客戶群及產品組合，以拓寬收益來源及分散業務風險。此外，本集團將持續投資開發內部能力，以緊貼行業最新技術發展，從而獲得更多商機。我們將繼續致力平衡股東、僱員及客戶之間的利益，為本集團謀求長期可持續發展。

#### 致謝

本人謹代表本公司向管理團隊及員工為本集團發展所作的不懈努力及突出貢獻致以誠摯謝意。本集團承蒙各位股東、投資者、客戶及業務夥伴一直以來的信任及支持，本人謹此表示由衷感謝。

承董事會命

主席兼執行董事

**李浩**

香港

二零二二年三月三十一日

# MANAGEMENT DISCUSSION AND ANALYSIS

## 管理層討論及分析

### Operating Results

#### Revenue by Customers' Geographical Location

The Group's revenue by customers' geographical location, which is determined by the location of customers, is as follows:

### 經營業績

#### 按客戶地理位置劃分的收益

本集團按客戶地理位置（基於客戶位置釐定）劃分的收益如下：

|  |              | Revenue for the year ended<br>31 December<br>截至十二月三十一日止<br>年度的收益 |                                   |
|--|--------------|--|-----------------------------------|
|  |              | 2021<br>二零二一年<br>RMB'000<br>人民幣千元                                | 2020<br>二零二零年<br>RMB'000<br>人民幣千元 |
| The PRC                                  | 中國           | 353,615  | 246,036                           |
| The United States of America (the "USA") | 美利堅合眾國（「美國」） | 281  | 183                               |
| Others                                   | 其他           | -  | 312                               |
| <b>Total</b>                             | <b>總計</b>    | <b>353,896</b>   | <b>246,531</b>                    |

Based on the usage of the electronic products which incorporated with our PCBAs, our PCBAs can be broadly applied to electronic end products for three principal industries, namely, telecommunication devices, industrial-use devices and IoT products. The table below summarises the amount of revenue generated and as a percentage of total revenue from each product category for the Reporting Period and for the year ended 31 December 2020 respectively:

基於使用嵌載我們PCBA的電子產品，我們的PCBA可廣泛應用於三大主要行業的電子終端產品，即電訊裝置、工業用途裝置及物聯網產品。下表概述於報告期間及截至二零二零年十二月三十一日止年度各類產品產生的收益金額及佔總收益百分比：

|                           |             | Revenue for<br>the year ended 31 December<br>截至十二月三十一日止<br>年度的收益 |                                   |                   | % of total revenue for<br>the year ended 31 December<br>截至十二月三十一日止<br>年度佔總收益百分比 |               |              |
|---------------------------|-------------|--|-----------------------------------|-------------------|---|---------------|--------------|
|                           |             | 2021<br>二零二一年<br>RMB'000<br>人民幣千元                                | 2020<br>二零二零年<br>RMB'000<br>人民幣千元 | Change<br>變動<br>% | 2021<br>二零二一年   | 2020<br>二零二零年 | Change<br>變動 |
| PCBAs for                 | 用於以下產品的PCBA |  |                                   |                   |   |               |              |
| Telecommunication devices | 電訊裝置        | 183,485  | 132,475                           | 38.5              | 51.8  | 53.7          | (1.9)        |
| Industrial-use devices    | 工業用途裝置      | 15,741   | 14,218                            | 10.7              | 4.5   | 5.8           | (1.3)        |
| IoT products              | 物聯網產品       | 142,253  | 96,515                            | 47.4              | 40.2  | 39.1          | 1.1          |
| Others                    | 其他          | 12,417   | 3,323                             | 273.7             | 3.5   | 1.4           | 2.1          |
| <b>Total</b>              | <b>總計</b>   | <b>353,896</b>   | <b>246,531</b>                    | <b>43.6</b>       | <b>100.0</b>  | <b>100.0</b>  | <b>-</b>     |



## MANAGEMENT DISCUSSION AND ANALYSIS (Continued)

### 管理層討論及分析 (續)

Our revenue generated from sales of PCBAs for telecommunication devices increased by approximately 38.5% from approximately RMB132.5 million for the year ended 31 December 2020 to approximately RMB183.5 million for the Reporting Period, primarily due to the new orders received by the new factory in ChongQing City.

Our revenue generated from sales of PCBAs for industrial-use devices increased by approximately 10.7% from approximately RMB14.2 million for the year ended 31 December 2020 to approximately RMB15.7 million for the Reporting Period, primarily due to the increased orders from the customers of industrial use devices.

Our Group recorded an increase in revenue derived from sales of PCBAs for IoT products from approximately RMB96.5 million for the year ended 31 December 2020 to approximately RMB142.3 million for the Reporting Period, which was mainly attributable to that more orders were received from the main customer in line with the rapid development of the IoT industry.

Other revenue mainly includes (i) PCBAs for automotive related devices; and (ii) the revenue generated from the sale of auxiliary and other materials. Other revenue increased significantly from approximately RMB3.3 million for the year ended 31 December 2020 to approximately RMB12.4 million for the Reporting Period mainly due to the increased orders from the automotive related devices with the maturity of production technology of the automotive related devices.

我們銷售用於電訊裝置的PCBA產生的收益由截至二零二零年十二月三十一日止年度的約人民幣132.5百萬元增加約38.5%至報告期間的約人民幣183.5百萬元，主要是由於重慶市新廠房接獲新訂單。

我們銷售用於工業用途裝置的PCBA產生的收益由截至二零二零年十二月三十一日止年度的約人民幣14.2百萬元增加約10.7%至報告期間的約人民幣15.7百萬元，主要是由於工業用途裝置客戶的訂單增加。

本集團銷售用於物聯網產品的PCBA錄得收益由截至二零二零年十二月三十一日止年度的約人民幣96.5百萬元增加至報告期間的約人民幣142.3百萬元，主要是由於源自主要客戶的訂單增多，與物聯網行業的迅速發展相符。

其他收益主要包括(i)汽車相關裝置的PCBA；及(ii)銷售輔助材料及其他材料產生的收益。其他收益由截至二零二零年十二月三十一日止年度的約人民幣3.3百萬元大幅增加至報告期間的約人民幣12.4百萬元，主要由於汽車相關裝置的訂單增加，汽車相關設備的生產技術成熟所致。

## MANAGEMENT DISCUSSION AND ANALYSIS (Continued)

### 管理層討論及分析 (續)

#### Gross Profit and Gross Profit Margin

Gross profit of the Group for the Reporting Period was approximately RMB54.0 million, representing an increase of approximately RMB3.6 million or approximately 7.1% as compared with approximately RMB50.4 million for the year ended 31 December 2020. Overall gross profit margin decreased from approximately 20.4% for the year ended 31 December 2020 to approximately 15.3% for the Reporting Period.

#### 毛利及毛利率

本集團於報告期間的毛利約為人民幣54.0百萬元，較截至二零二零年十二月三十一日止年度的約人民幣50.4百萬元增加約人民幣3.6百萬元或約7.1%。整體毛利率由截至二零二零年十二月三十一日止年度的約20.4%減少至報告期間的約15.3%。

|                           |             | Gross profit for<br>the year ended 31 December<br>截至十二月三十一日止<br>年度的毛利 |                                   |                            | Gross profit margin for<br>the year ended 31 December<br>截至十二月三十一日止<br>年度的毛利率 |                             |                            |
|---------------------------|-------------|---|-----------------------------------|----------------------------|---|-----------------------------|----------------------------|
|                           |             | 2021<br>二零二一年<br>RMB'000<br>人民幣千元                                     | 2020<br>二零二零年<br>RMB'000<br>人民幣千元 | Change<br>變動<br>(%)<br>(%) | 2021<br>二零二一年<br>(%)<br>(%)   | 2020<br>二零二零年<br>(%)<br>(%) | Change<br>變動<br>(%)<br>(%) |
| PCBAs for                 | 用於以下產品的PCBA |   |                                   |                            |   |                             |                            |
| Telecommunication devices | 電訊裝置        | 34,580  | 29,951                            | 15.5                       | 18.8  | 22.6                        | (3.8)                      |
| Industrial-use devices    | 工業用途裝置      | 2,279   | 2,612                             | (12.7)                     | 14.5  | 18.4                        | (3.9)                      |
| IoT products              | 物聯網產品       | 15,532  | 17,354                            | (10.5)                     | 10.9  | 18.0                        | (7.1)                      |
| Others                    | 其他          | 1,589   | 491                               | 223.6                      | 12.8  | 14.8                        | (2.0)                      |
| Total                     | 總計          | 53,980  | 50,408                            | 7.1                        | 15.3  | 20.4                        | (5.1)                      |

#### PCBAs

The gross profit for PCBAs for telecommunication devices increased by approximately 15.5% to approximately RMB34.6 million for the Reporting Period (2020: approximately RMB30.0 million). The gross profit margin decreased to approximately 18.8% for the Reporting Period (2020: approximately 22.6%), which was primarily due to that (i) the Group offered a lower unit selling price to the major customers in the Reporting Period for the fierce competition; (ii) increased subcontracting charges and staff cost as a result of the labor shortage in Shenzhen; and (iii) more fixed costs were absorbed as a result of the unstable orders from the major customer of telecommunication devices.

The gross profit for PCBAs for industrial-use devices decreased by approximately 12.7% to approximately RMB2.3 million for the Reporting Period (2020: approximately RMB2.6 million). The gross profit margin decreased to approximately 14.5% for the Reporting Period (2020: approximately 18.4%), which was mainly due to the increased staff cost caused by the labour shortage.

#### PCBA

用於電訊裝置的PCBA的毛利增加約15.5%至報告期間的約人民幣34.6百萬元(二零二零年:約人民幣30.0百萬元)。毛利率於報告期間減少至約18.8%(二零二零年:約22.6%)，主要是由於:(i)因競爭劇烈，本集團於報告期間向主要客戶提供較低的銷售單價;(ii)分包費用及員工成本因深圳勞工短缺而增加;及(iii)主要客戶電訊裝置訂單不穩定導致投入更多固定成本。

用於工業用途裝置的PCBA的毛利減少約12.7%至報告期間的約人民幣2.3百萬元(二零二零年:約人民幣2.6百萬元)。毛利率於報告期間減少至約14.5%(二零二零年:約18.4%)，主要是由於勞工短缺導致員工成本增加。

## MANAGEMENT DISCUSSION AND ANALYSIS (Continued)

### 管理層討論及分析 (續)

The gross profit for PCBAs for IoT products decreased by approximately 10.5% to approximately RMB15.5 million for the Reporting Period (2020: approximately RMB17.4 million). The gross profit margin decreased to approximately 10.9% for the Reporting Period (2020: approximately 18.0%), which primarily due to that (i) the Group offered a more competitive price to one of the major customers to achieve more orders; (ii) increased price of raw materials caused by the global shortage of electronic components; (iii) we offered a lower gross profit margin for the products from new customers to achieve more business opportunities; and (iv) increased staff cost caused by the labor shortage.

#### Other Income

Other income of the Group for the Reporting Period of approximately RMB5.8 million (2020: approximately RMB4.5 million) mainly represented government grants.

#### Other Losses, Net

Other losses, net mainly represented (i) net gain or loss on disposal of property, plant and equipment and (ii) exchange difference. For the Reporting Period, other losses decrease from approximately RMB2.2 million for the year ended 31 December 2020 to approximately RMB0.9 million for the Reporting Period, which was mainly due to that the Group has disposed more idle and outdated equipment for the year ended 31 December 2020.

#### Selling and Distribution Expenses

Selling and distribution expenses mainly comprised (i) relevant employee benefit expenses; (ii) transportation costs; (iii) depreciation; (iv) entertainment expenses and other expenses. For the Reporting Period, selling and distribution expenses amounted to approximately RMB3.4 million (2020: approximately RMB2.5 million), representing an increase of approximately 35.9% as compared to the year ended 31 December 2020. Selling and distribution expense ratio remained stable at approximately 1.0% against revenue for both the Reporting Period and the year ended 31 December 2020.

用於物聯網產品的PCBA的毛利減少約10.5%至報告期間的約人民幣15.5百萬元(二零二零年：約人民幣17.4百萬元)。毛利率於報告期間減少至約10.9%(二零二零年：約18.0%)，主要是由於(i)本集團向其中一個主要客戶提供更具競爭力的價格以獲得更多訂單；(ii)全球電子元件短缺導致原材料價格上漲；(iii)我們為新客戶的產品提供較低的毛利率，以獲得更多商機；及(iv)勞工短缺導致員工成本增加。

#### 其他收入

本集團於報告期間的其他收入約為人民幣5.8百萬元(二零二零年：約人民幣4.5百萬元)，主要指政府補助。

#### 其他虧損淨額

其他(虧損)淨額主要是指(i)出售物業、廠房和設備的淨收益或虧損；(ii)匯兌差額。於報告期間，其他虧損由截至二零二零年十二月三十一日止年度的約人民幣2.2百萬元減少至報告期間的約人民幣0.9百萬元，這主要由於本集團在截至二零二零年十二月三十一日止年度出售更多閒置和過時設備所致。

#### 銷售及分銷開支

銷售及分銷開支主要包括(i)相關僱員福利開支；(ii)運輸成本；(iii)折舊；(iv)娛樂開支及其他開支。報告期間的銷售及分銷開支約為人民幣3.4百萬元(二零二零年：約人民幣2.5百萬元)，較截至二零二零年十二月三十一日止年度增加約35.9%。報告期間及截至二零二零年十二月三十一日止年度，銷售及分銷開支與收益的比率均維持穩定於約1.0%。

## MANAGEMENT DISCUSSION AND ANALYSIS (Continued)

### 管理層討論及分析 (續)

#### Administrative Expenses

Administrative expenses mainly represented (i) employment benefit expenses, (ii) depreciation, (iii) professional fee, (iv) rental expenses, (v) travelling expenses, (vi) utilities, (vii) telecommunication; (viii) office expenses and other expenses. For the Reporting Period, administrative expenses amounted to approximately RMB42.3 million (2020: approximately RMB36.2 million), representing an increase of approximately 16.8% as compared to the year ended 31 December 2020. The increase was mainly due to (i) increased professional fees for the government grant received in the Reporting Period; (ii) increased bonus to the senior management; and (iii) increased depreciation for the office and staff dormitory newly decorated in 2020.

#### Impairment Losses on Financial Assets and Contract Assets

For the Reporting Period, impairment losses of approximately RMB0.2 million (2020: approximately RMB0.2 million) was made against the financial asset at amortised cost and the trade receivables for customers who probably have credit risk.

#### Finance Costs, Net

Our finance costs mainly comprised interest expenses on bank and other borrowings and leases, while our finance income mainly represented interest income on our cash and cash equivalents. For the Reporting Period, the net finance costs of the Group were approximately RMB0.6 million (2020: approximately RMB0.1 million). The increase in net finance costs was mainly due to the increased average borrowing balances from approximately RMB11.1 million for the year ended 31 December 2020 to approximately RMB13.3 million for the Reporting Period.

#### Income Tax Expense

Income tax expense increased by approximately 5.1% from approximately RMB2.1 million for the year ended 31 December 2020 to approximately RMB2.3 million for the Reporting Period, primarily due to the net effect of (i) decrease in profit before income tax of the Group's major subsidiary, Shenzhen Confidence Intelligence Electronic Co, Ltd\* (the "Shenzhen Confidence") (深圳信懇智能電子有限公司), which has qualified for new/high-tech technology enterprises status and is therefore subject to a preferential income tax rate of 15%; and (ii) increase in profit before income tax of the Group's new subsidiary in ChongQing City. Our effective tax rate, which is calculated based on income tax expenses divided by profit before income tax, was approximately 18.3% for the Reporting Period (2020: approximately 15.7%). The increased effective tax rate for the Reporting Period was mainly attributed by the subsidiary in ChongQing City, which is subject to an income tax rate of 25%.

\* For identification purpose only

#### 行政開支

行政開支主要包括(i)僱傭福利開支、(ii)折舊、(iii)專業費用、(iv)租金開支、(v)差旅開支、(vi)公用事業費、(vii)電訊；(viii)辦公室開支以及其他開支。報告期間的行政開支約為人民幣42.3百萬元(二零二零年：約人民幣36.2百萬元)，較截至二零二零年十二月三十一日止年度增加約16.8%。增加的主要原因是(i)報告期間收取政府補助使專業費用增加；(ii)高級管理層的花紅增加；及(iii)二零二零年新裝修的辦公室及員工宿舍導致折舊增加。

#### 金融資產及合同資產減值虧損

於報告期間，就按攤銷成本列賬的金融資產及可能存在信貸風險的客戶的貿易應收款項作出約人民幣0.2百萬元(二零二零年：約人民幣0.2百萬元)的減值虧損。

#### 融資成本淨額

我們的融資成本主要包括銀行及其他借款及租賃的利息開支，而我們的融資收入主要指我們的現金及現金等價物的利息收入。本集團於報告期間的融資成本淨額約為人民幣0.6百萬元(二零二零年：約人民幣0.1百萬元)。融資成本淨額增加主要是由於報告期間平均借款結餘由截至二零二零年十二月三十一日止年度的約人民幣11.1百萬元增加至報告期間的約人民幣13.3百萬元。

#### 所得稅開支

所得稅開支由截至二零二零年十二月三十一日止年度的約人民幣2.1百萬元增加約5.1%至報告期間的約人民幣2.3百萬元，主要由於(i)本集團的主要附屬公司深圳信懇智能電子有限公司(「深圳信懇」)的除所得稅前溢利減少，其已符合高新科技企業資格，因此按15%的優惠所得稅率繳稅；及(ii)本集團在重慶市的新附屬公司的除所得稅前溢利增加的淨影響。我們的實際稅率(按所得稅開支除以除所得稅前溢利計算)在報告期內約為18.3%(二零二零年：約15.7%)。報告期內實際稅率的提高主要由於重慶市的附屬公司按25%的所得稅率繳稅。

\* 僅供識別

## MANAGEMENT DISCUSSION AND ANALYSIS (Continued)

### 管理層討論及分析 (續)

#### Profit for the Year

As a result of the facts discussed above, profit for the year decreased by approximately 12.7% from approximately RMB11.5 million for the year ended 31 December 2020 to approximately RMB10.1 million for the Reporting Period.

#### Profit/(loss) for the Year Attributable to Non-controlling Interest

Profit for the year attributable to non-controlling interest increased to approximately RMB2.8 million for the Reporting Period, which was due to that the new factory in ChongQing City, which is not wholly owned by the Company, came on stream since the end of 2020.

#### Liquidity and Capital Resources

##### Net Current Assets

The Group had net current assets of approximately RMB138.2 million as at 31 December 2021 (2020: approximately RMB RMB153.9). The current ratio of the Group decreased from approximately 3.1 as at 31 December 2020 to 3.0 as at 31 December 2021.

##### Borrowing and the Pledge of Assets

The bank and other borrowings of the Group amounted to approximately RMB12.6 million as at 31 December 2021 (2020: approximately RMB13.9 million). As at 31 December 2021, the above bank borrowings were secured by bank deposits of approximately RMB1.7 million; property, plant and equipment with carrying amounts of approximately RMB25.0 million and a corporate guarantee provided by the Company. As at 31 December 2020, the above bank borrowings were secured by bank deposits of approximately RMB14.6 million; property, plant and equipment with carrying amounts approximately RMB26.1 million and a corporate guarantee provided by the Company.

##### Gearing Ratio

Our gearing ratio, which is calculated by total borrowings and lease liabilities divided by total equity, was approximately 8.5% and 7.0% as at 31 December 2021 and 31 December 2020, respectively. During the Reporting Period, our bank borrowings and lease liabilities increased by approximately RMB4.9 million. The gearing remained low due to our low level of bank borrowings and lease liabilities as well as the increase in our equity contributed by our profitable operations.

#### 本年度溢利

由於上文所論述，本年度溢利由截至二零二零年十二月三十一日止年度約人民幣11.5百萬元減少約12.7%至報告期間約人民幣10.1百萬元。

#### 非控股權益應佔本年度溢利／(虧損)

於報告期間，非控股權益應佔本年度溢利增至約人民幣2.8百萬元，主要由於共非本公司全資擁有的重慶市新廠房自二零二零年末投產所致。

#### 流動資金及資本資源

##### 流動資產淨值

於二零二一年十二月三十一日，本集團的流動資產淨值約為人民幣138.2百萬元（二零二零年：約人民幣153.9百萬元）。本集團的流動比率由二零二零年十二月三十一日的約3.1減少至二零二一年十二月三十一日的3.0。

##### 借款及資產抵押

於二零二一年十二月三十一日，本集團的銀行及其他借款約為人民幣12.6百萬元（二零二零年：約人民幣13.9百萬元）。於二零二一年十二月三十一日，上述銀行借款以約人民幣1.7百萬元的銀行存款、賬面值為約人民幣25.0百萬元的物業、廠房及設備及本公司提供的一項企業擔保作為抵押。於二零二零年十二月三十一日，上述銀行借款以約人民幣14.6百萬元的銀行存款、賬面值為約人民幣26.1百萬元的物業、廠房及設備及本公司提供的一項企業擔保作為抵押。備及本公司提供的一項企業擔保作為抵押。

##### 資產負債比率

於二零二一年十二月三十一日及二零二零年十二月三十一日，資產負債比率（按總借貸及租賃負債除以總權益計算）分別約為8.5%及7.0%。於報告期間，我們的銀行借貸及租賃負債增加約人民幣4.9百萬元。由於我們的銀行借款及租賃負債水平較低以及我們的盈利營運對所佔權益的增加，資產負債比率維持在低水平。

## MANAGEMENT DISCUSSION AND ANALYSIS (Continued)

### 管理層討論及分析 (續)

#### Capital Structure

The Shares were listed on the Stock Exchange on 18 October 2019. There has been no change in the capital structure of the Company since then. As at 31 December 2021, the number of issued shares of the Company was 250,000,000 ordinary shares of HK\$0.01 each.

#### Foreign Exchange Exposure and Exchange Rate Risk

The Group's assets, liabilities and transactions are mainly denominated in Renminbi ("RMB") and Hong Kong dollar ("HK\$"), and there are no significant assets and liabilities denominated in other currencies. Management considers that the Group is not exposed to any significant foreign exchange risk as at 31 December 2021 as there are no significant financial assets or liabilities of the Group denominated in the currencies other than the respective functional currencies of the Group's entities.

#### Capital Expenditure

For the Reporting Period, the Group had capital expenditure of approximately RMB67.7 million (2020: approximately RMB63.7 million). The capital expenditure was mainly related to the additions of office equipment, plant and equipment and intangible assets.

#### Dividend

The Board does not recommend payment of final dividend for the year ended 31 December 2021 (2020: nil).

#### Employees, Emoluments Policy and Training

The key components of the Group's remuneration package include basic salary, and where appropriate, other allowances, bonuses and the Group's contribution to mandatory provident funds or state-managed retirement benefits scheme. Other benefits include share options to be granted under the Share Option Schemes. The Group provides comprehensive training and development opportunities to its employees on a regular basis. The trainings are arranged according to needs to employees, which are identified annually by individual departments.

As at 31 December 2021, the Group had 891 employees with a total remuneration of approximately RMB88.8 million during the Reporting Period (2020: approximately RMB62.8million). The salaries of the employees were determined with reference to individual performance, work experience, qualification and current industry practices.

#### 資本架構

股份於二零一九年十月十八日在聯交所上市。此後本公司的資本架構並無變動。於二零二一年十二月三十一日，本公司已發行股份數目為250,000,000股每股0.01港元的普通股。

#### 外匯風險及匯率風險

本集團的資產、負債及交易主要以人民幣(「人民幣」)及港元(「港元」)計值，且並無重大資產及負債以其他貨幣計值。管理層認為，本集團於二零二一年十二月三十一日並無承受任何重大外匯風險，因本集團並無重大金融資產或負債以本集團實體相關的功能貨幣以外的貨幣計值。

#### 資本開支

報告期間，本集團的資本開支約為人民幣67.7百萬元(二零二零年：約人民幣63.7百萬元)。資本開支主要與添置辦公室設備、廠房及設備和無形資產有關。

#### 股息

董事會不建議派付截至二零二一年十二月三十一日止年度的末期股息(二零二零年：無)。

#### 僱員、薪酬政策及培訓

本集團薪酬組合的主要組成部分包括基本薪資及(倘適用)其他津貼、花紅以及本集團向強制性公積金或國家管理的退休福利計劃作出的供款。其他福利包括根據購股權計劃授出的購股權。本集團定期為其僱員提供全面的培訓及發展機會。本集團按僱員需求安排培訓，僱員需求每年由各部門確定。

於二零二一年十二月三十一日，本集團有891名僱員，報告期間的總薪酬約為人民幣88.8百萬元(二零二零年：約人民幣62.8百萬元)。僱員薪金乃參考個人表現、工作經驗、資歷及當前行業慣例釐定。

## MANAGEMENT DISCUSSION AND ANALYSIS (Continued)

### 管理層討論及分析 (續)

#### Pension Scheme

Pursuant to the relevant labor laws and regulations of the PRC, the employees of the Group's subsidiaries established in the PRC are required to participate in a state-managed retirement benefit scheme (the "Defined Contribution Scheme") operated by the PRC government. The Group is required to contribute a certain percentage of basic payroll costs to the Defined Contribution Scheme.

The Group's contributions to the Defined Contribution Scheme vest fully and immediately with the employees. Accordingly, (i) during the Reporting Period, there was no forfeiture of contributions under the Defined Contribution Scheme; and (ii) there were no forfeited contributions available for the Group to reduce its existing level of contributions to the Defined Contribution Scheme as at 31 December 2021. The contributions are charged to profit or loss as they become payable in accordance with the rules of the Defined Contribution Scheme.

#### Use of Proceeds

Our business objectives and planned use of proceeds as stated in the Prospectus of the Company date 28 September 2019 (the "Prospectus") were based on the best estimation of future market conditions made by the Group at the time of preparing the Prospectus. The actual use of proceeds was based on the actual market development. The net proceeds from the Share Offer received by the Company, after deducting related underwriting fees and estimated expenses payable by the Company in connection with the Share Offer were approximately HK\$91.9 million. As disclosed in the Company's announcement dated 26 November 2021 (the "Change of Use of Proceeds Announcement"), having carefully considered the latest business environment and development needs of the Group, the Board had resolved to change the proposed use of part of the unutilised Net Proceeds in the amount of approximately HK\$7.2 million originally allocated for (i) strengthening the Group's product design and enhancement capabilities in respect of the Group's PCBAs applicable to telecommunication devices and IoT devices PCBA; (ii) upgrading the Group's MES system and enhancing the Group's capabilities in information technology; and (iii) upgrading the Group's existing intelligent warehouse, to working capital. The following table sets forth the status of the use of revised

#### 退休金計劃

根據中國相關勞工法律及法規，本集團於中國成立的附屬公司的僱員須參與由中國政府運作的國營退休福利計劃（「界定供款計劃」）。本集團須按基本工資成本的若干百分比向界定供款計劃作出供款。

本集團向界定供款計劃作出的供款悉數及即時歸屬於僱員。因此，(i)於報告期間，概無界定供款計劃下的供款被沒收；及(ii)於二零二一年十二月三十一日，本集團並無已沒收供款可用於減低其向界定供款計劃作出供款的水平。供款須按界定供款計劃的規則繳付，故於損益扣除。

#### 所得款項用途

本公司日期為二零一九年九月二十八日的招股章程（「招股章程」）所述業務目標及所得款項擬定用途乃以本集團在編製招股章程時對未來市況作出的最佳估計為基礎。所得款項實際用途須視乎市場實際發展而定。本公司收取的股份發售所得款項淨額經扣除相關包銷費及本公司就股份發售應付的估計費用後約為91.9百萬港元。誠如本公司日期為二零二一年十一月二十六日的公告（「更改所得款項用途公告」）所披露，經審慎考慮本集團的最新業務環境及發展需要，董事會已議決將部分未動用所得款項淨額（金額約為7.2百萬港元）的擬定用途，由原定用於(i)提升本集團適用於電訊裝置及物聯網裝置的相關PCBA的產品的設計及增強能力；(ii)升級本集團的MES及加強本集團的信息技術能力；及(iii)升級本集團現有的智能倉庫，更改為營運資金。下表載列於二零二一年十二月三十一日及更改所得款

## MANAGEMENT DISCUSSION AND ANALYSIS (Continued)

### 管理層討論及分析 (續)

allocation of the Net Proceeds as at 31 December 2021 and the date of the change of Use of Proceeds Announcement:

項用途公告日期經修訂分配的所得款項淨額的使用情況：

| Business objectives as stated in the Prospectus  |                                    | Actual net proceeds  | Actual use of proceeds from the Listing Date to the date of change of use of proceeds announcement | Reallocation         | Amount utilized after reallocation | Remaining balance |
|--|------------------------------------|----------------------|--|----------------------|------------------------------------|-------------------|
| 招股章程所述業務目標   |                                    | 實際所得款項淨額             | 由上市日期至更改所得款項用途公告日期的實際所得款項用途  | 重新分配                 | 重新分配後已動用的金額                        | 餘額                |
|  |                                    | HK\$ million<br>百萬港元 | HK\$ million<br>百萬港元   | HK\$ million<br>百萬港元 |                                    |                   |
| Enhance our production capacity and efficiency   | 提升產能及效率                            | 49.9                 | 49.9   | -                    | -                                  | -                 |
| Enhance the level of automation in our quality control and packaging system  | 提高質量控制及包裝系統的自動化水平                  | 7.6                  | 7.6  | -                    | -                                  | -                 |
| Strengthen our product design and enhancement capabilities in respect of our PCBAs applicable to telecommunication devices and IoT devices | 提升我們適用於電訊裝置及物聯網裝置的相關PCBA的產品設計及增強能力 | 5.9                  | 0.8  | (5.1)                | -                                  | -                 |
| Further strengthen our research and development capabilities   | 進一步加強我們的研發能力                       | 3.1                  | 3.1  | -                    | -                                  | -                 |
| Strengthen our product testing capabilities for IoT products by setting up a cloud-based simulation platform                               | 通過建立基於雲的模擬平台，增強我們對物聯網產品的產品測試能力     | 2.1                  | 2.1  | -                    | -                                  | -                 |
| Upgrade our MES system and enhance our capabilities in information technology  | 升級我們的MES及加強我們的信息技術能力               | 3.1                  | 2.0  | (1.1)                | -                                  | -                 |
| Upgrade our existing intelligent warehouse   | 升級我們現有的智能倉庫                        | 2.5                  | 1.5  | (1.0)                | -                                  | -                 |
| Repayment of bank loan and other borrowings  | 償還銀行貸款及其他借款                        | 8.6                  | 8.6  | -                    | -                                  | -                 |
| Working capital  | 營運資金                               | 9.1                  | 9.1  | 7.2                  | 1.2                                | 6.0               |
|  |                                    | 91.9                 | 84.7   | -                    | 1.2                                | 6.0               |

The unutilised net proceeds are expected to be used during the six months ending 30 June 2022. The expected timeline for utilising the unutilised net proceeds is based on the best estimation of the future market conditions made by the Group. It will be subject to change based on the current and future development of market conditions. The unutilised net proceeds have been placed with licensed banks in Hong Kong and PRC as interest-bearing deposits in accordance with the intention of the Board as disclosed in the Prospectus.

預期尚未動用的所得款項淨額將於截至二零二二年六月三十日止六個月使用。動用尚未動用的所得款項淨額的預期時間表乃以本集團對未來市況作出的最佳估計為基礎。該預期時間表將根據當前及未來市況而變動。尚未動用的所得款項淨額已按照招股章程所披露的董事會意向存入香港及中國持牌銀行作為計息存款。



## MANAGEMENT DISCUSSION AND ANALYSIS (Continued)

### 管理層討論及分析 (續)

#### Capital Commitment

As at 31 December 2021, the Group's capital commitment amounted to approximately RMB3.2 million (2020: approximately RMB16.7 million). The capital commitment was mainly related to the acquisition of machinery and equipment to expand our production capacity and enhance our production efficiency.

#### Material Acquisitions, Disposals of Subsidiaries, Associates and Joint Ventures and Significant Investment

During the Reporting Period, there were no material acquisition, disposal of subsidiaries, associates and joint ventures by the Group.

During the Reporting Period, the Group acquired certain equity securities listed in Hong Kong which the Group has irrevocably elected to recognise as financial assets at fair value through other comprehensive income ("FVOCI"). The listed equity securities were classified as level 1 which the fair value measurements of the listed equity securities were based on observable inputs that reflect quoted prices (unadjusted) for identical assets in active markets. As at 31 December 2021, the carrying amounts of the financial assets at FVOCI of the Group were approximately RMB8,369,000 (31 December 2020: nil).

The Group also acquired an unlisted corporate bond with principal amount of HK\$20,000,000 (approximately RMB16,352,000) for 1 year maturity at fixed interest rate of 12% per annum and it was classified as financial asset at amortised cost. As at 31 December 2021, the carrying amount of the unlisted corporate bond was approximately RMB16,080,000 (31 December 2020: nil).

#### Contingent Liabilities

The Group did not have any material contingent liabilities as of 31 December 2021 (2020: nil).

#### Event after Reporting Period

Due to the outbreak of the novel coronavirus, a number of provinces and municipalities in the PRC have taken emergency public health measures and various actions to prevent the spread of the novel coronavirus.

The operation of the Group's production plant in Shenzhen (the "Shenzhen Production Plant") was temporarily suspended in March 2022 as part of the Chinese government's countermeasures in containing outbreak of the novel coronavirus. Although the Shenzhen Production Plant resumed its operation and production after the temporary suspension, the Group will continue to assess the impact of the outbreak of the novel coronavirus on the operation and financial performance of the Group. The Group will also take appropriate measures as necessary.

#### 資本承擔

於二零二一年十二月三十一日，本集團的資本承擔約為人民幣3.2百萬元（二零二零年：約人民幣16.7百萬元）。資本承擔主要關乎收購機器及設備以擴充我們的產能及提升我們的生產效率。

#### 重大收購、出售附屬公司、聯營公司及合營企業及重大投資

於報告期間，本集團概無進行重大收購、出售附屬公司、聯營公司及合營企業。

於報告期間，本集團購買若干香港上市的股權證券，且本集團不可撤回地選擇將其確認為按公平值計入其他全面收益（「按公平值計入其他全面收益」）的金融資產。上市股權證券已分類為第1級，即上市股權證券的公平值計量乃按反映相同資產在活躍市場之報價（未經調整）的可觀察輸入數據進行。於二零二一年十二月三十一日，本集團按公平值計入其他全面收益的金融資產之賬面值為約人民幣8,369,000元（二零二零年十二月三十一日：無）。

本集團亦收購本金額20,000,000港元（約人民幣16,352,000元）固定年息為12%之一年期非上市公司債券，其分類為按攤銷成本之金融資產。於二零二一年十二月三十一日，非上市公司債券之賬面值為約人民幣16,080,000元（二零二零年十二月三十一日：無）。

#### 或然負債

於二零二一年十二月三十一日，本集團並無任何重大或然負債（二零二零年：無）。

#### 報告期後事項

由於新型冠狀病毒疫情，中國多個省市採取緊急公共衛生措施及各種行動來防止新型冠狀病毒傳播。

作為中國政府遏制新型冠狀病毒疫情措施的一部分，本集團在深圳的生產廠房（「深圳生產廠房」）已於二零二二年三月暫時停止運營。儘管深圳生產廠房在暫時停產後恢復了營運及生產，但本集團將繼續評估新型冠狀病毒疫情對本集團營運及財務業績的影響。本集團也將在必要時採取適當措施。

## BIOGRAPHICAL DETAILS OF DIRECTORS AND SENIOR MANAGEMENT

### 董事及高級管理層的履歷詳情

#### Executive Directors

**Mr. Li Hao (李浩) (“Mr. Li”)**, aged 50, is an executive Director, chairman of the Board and chief executive officer of our Group and the cousin of Mr. Xu Shizhen. Mr. Li joined our Group in March 2000 and has over 22 years of experience in the electronic engineering and manufacturing industry. He is primarily responsible for the overall strategic planning and business development and overseeing the daily operation of our Group.

Mr. Li obtained his diploma in industrial electrical automation from Wuhan University of Science and Technology (formerly known as Wuhan Institute of Metallurgy) in July 1993. He further completed a top-up degree in electronic and information technology from University of Electronic Science and Technology of China in January 2019 through online studies. From July 1993 to March 1996, Mr. Li worked as a sales manager in Shenzhen International Business Data Co., Ltd.\* (深圳國際商業數據有限公司). From April 1996 to July 1998, Mr. Li Hao worked as a sales manager in Shenzhen Tefa Songli Electronic Industry Co., Ltd.\* (深圳特發松立電子實業有限公司), an electronic products manufacturer. He then worked in Shenzhen Bolinshijia Modern Households Co., Ltd.\* (深圳市柏林世家現代家居用品有限公司) (formerly known as Shenzhen Xinwei Industry Co., Ltd.\* (深圳市信維實業有限公司)), a household products trader, as a deputy general manager from August 1998 to February 2000. He has been the director and general manager of Shenzhen Confidence and Xinzhi (Shenzhen) Electronic co., Ltd.\* (信智(深圳)電子有限公司) (the “Xinzhi Shenzhen”) since March 2000 and March 2019, respectively. From April 2017 to September 2021, he has been the director of Confidence Intelligence, Inc. He also been the director of New Trive Limited and New Trive (HK) Limited (新銳志(香港)有限公司) since January 2019 and January 2019, respectively.

\* For identification purpose only

#### 執行董事

**李浩先生(「李先生」)**，50歲，為本集團執行董事、董事會主席及行政總裁，許世真先生的表兄。李先生於二零零零年三月加入本集團，擁有電子工程及製造行業逾22年的經驗。彼主要負責整體策略規劃、業務發展並監督本集團的日常營運。

李先生於一九九三年七月獲得武漢科技大學(前稱武漢冶金科技大學)工業電氣自動化文憑。彼其後於二零一九年一月通過在線學習修畢中國電子科技大學電子與資訊科技專業銜接學位。李先生自一九九三年七月至一九九六年三月擔任深圳國際商業數據有限公司銷售經理，並自一九九六年四月至一九九八年七月擔任深圳特發松立電子實業有限公司(一間電子產品製造商)銷售經理。彼其後自一九九八年八月至二零零零年二月出任深圳市柏林世家現代家居用品有限公司(前稱深圳市信維實業有限公司，為一間家居產品貿易商)副總經理。自二零零零年三月及二零一九年三月起，彼分別一直擔任深圳信懇及信智(深圳)電子有限公司(「信智深圳」)董事及總經理。彼自二零一七年四月至二零二一年九月一直擔任 Confidence Intelligence, Inc 董事。自二零一九年一月及二零一九年一月起，彼分別一直擔任 New Trive Limited 及新銳志(香港)有限公司董事。

\* 僅供識別

## BIOGRAPHICAL DETAILS OF DIRECTORS AND SENIOR MANAGEMENT (Continued)

### 董事及高級管理層的履歷詳情 (續)

**Mr. Zhang Bizhong (張必鍾) (“Mr. Zhang”)**, aged 56, is an executive Director of our Company. Mr. Zhang joined our Group in February 2002 and has over 27 years of experience in the electronic engineering and manufacturing industry. He is primarily responsible for overseeing sales and operations of our Group.

Mr. Zhang obtained his diploma in physics from Zhejiang Normal University in July 1988. From February 1990 to August 1992, Mr. Zhang worked as a production engineer in Lianguang Electronics and Plastics (Shenzhen) Co., Ltd\* (聯光電子塑膠(深圳)有限公司), an electronic products manufacturer. He then joined Shenzhen Dinghan Electronics Technology Co., Ltd.\* (深圳鼎漢電子技術有限公司), an electronic technology service provider, as a production manager from September 1992 to October 1995. He then worked in Shenzhen Bao'an Tongbang Electronics Co., Ltd.\* (深圳市寶安桐邦電子有限公司), a PCBA manufacturer, as a factory head from November 1995 to February 2002. He has been the deputy general manager of Shenzhen Confidence since February 2002 and has been appointed as a director since December 2015. He also has been the manager of Chongqing Xinken Technology Company Limited\* (重慶信懇科技有限公司), a non-wholly owned subsidiary of the Group, since October 2020.

**Mr. Xu Shizhen (許世真) (“Mr. Xu”)**, aged 48, is an executive Director and the chief financial officer of our Company and the cousin of Mr. Li. Mr. Xu joined our Group in March 2000 and is primarily responsible for the overall financial, accounting and secretarial affairs of our Group.

Mr. Xu obtained his diploma in finance and accounting from Wuhan University of Technology (formerly known as Wuhan Automotive Polytechnic University) in July 1996. From September 1996 to December 1998, Mr. Xu worked as a sales manager in Shenzhen Tefa Songli Electronic Industry Co., Ltd\* (深圳市特發松立電子實業有限公司), an electronic products manufacturer. He then joined Shenzhen Suzhu Co., Ltd.\* (深圳市塑住有限公司) as a purchasing manager from January 1999 to January 2000. He has been the chief financial officer of Shenzhen Confidence since March 2000 and has been appointed as a director, financial controller and secretary of the board since December 2015. He also been the supervisor of Xinzhi Shenzhen since March 2019. He also has been the executive director of Chongqing Xinken Technology Company Limited\* (重慶信懇科技有限公司), a non-wholly owned subsidiary of the Group, since October 2020.

\* For identification purpose only

張必鍾先生(「張先生」)，56歲，為本公司執行董事。張先生於二零零二年二月加入本集團，擁有電子工程及製造行業逾27年的經驗。彼主要負責監督本集團銷售及營運。

張先生於一九八八年七月獲得浙江師範大學物理學文憑。張先生自一九九零年二月至一九九二年八月擔任聯光電子塑膠(深圳)有限公司(一間電子產品製造商)產品工程師。彼其後自一九九二年九月至一九九五年十月加入深圳鼎漢電子技術有限公司(一間電子技術服務提供商)，擔任產品經理。彼其後於一九九五年十一月至二零零二年二月擔任深圳市寶安桐邦電子有限公司(一間PCBA製造商)廠長。自二零零二年二月起，彼一直為深圳信懇副總經理，並自二零一五年十二月起獲委任為董事。彼自二零二零年十月起亦擔任本集團非全資附屬公司重慶信懇科技有限公司的經理。

許世真先生(「許先生」)，48歲，為本公司執行董事及財務總監，李先生的表弟。許先生於二零零零年三月加入本集團，主要負責本集團整體財務、會計及秘書事宜。

於一九九六年七月，許先生獲得武漢理工大學(前稱武漢汽車工業大學)金融會計文憑。許先生自一九九六年九月至一九九八年十二月擔任深圳市特發松立電子實業有限公司(一間電子產品製造商)銷售經理。彼其後於一九九九年一月至二零零零年一月加盟深圳市塑住有限公司擔任採購經理。自二零零零年三月起，彼一直擔任深圳信懇的財務主管，並自二零一五年十二月起獲委任為董事、財務總監及董事會秘書。彼亦自二零一九年三月起一直擔任信智深圳監事。彼自二零二零年十月起亦擔任本集團非全資附屬公司重慶信懇科技有限公司的執行董事。

\* 僅供識別

## BIOGRAPHICAL DETAILS OF DIRECTORS AND SENIOR MANAGEMENT (Continued)

### 董事及高級管理層的履歷詳情 (續)

**Ms. Li Biqiong (李碧琼) (“Ms. Li”)**, aged 49, is an executive director of the Company and the human resource director of the Group. She joined our Group since November 2009 and has above 20 years of experience in the electronic engineering and manufacturing industry. She is mainly responsible for the administration and human resources affairs of the Group.

Ms. Li graduated from Sichuan Xichong Yixing High School\* (四川西充縣義興中學) in 1991. From February 1991 to September 2003, Ms. Li had worked at Huagao Wangshi Technology (Shenzhen) Co., Ltd.\* (華高王氏科技(深圳)有限公司) as the supervisor of the Quality Control Department, mainly responsible for overall quality control management. From October 2003 to June 2004, Ms. Li had worked at Shenzhen Yudafu Electronics Co., Ltd.\* (深圳市裕達富電子有限公司) as the supervisor of the Manufacturing Department, mainly responsible for the overall management and planning of production activities. From July 2004 to May 2007, she had worked at Shenzhen Jinyuantong Electronics Co., Ltd.\* (深圳市金源通電子有限公司) as the supervisor of the Quality Control Department, mainly responsible for overall quality control management. She subsequently joined Shenzhen Juji Electronics Co., Ltd.\* (深圳市巨基電子有限公司) from June 2007 to May 2008 as a manager of the Manufacturing Department, mainly responsible for the overall management and planning of production activities. After that, from June 2008 to October 2009, Ms. Li had worked at Dongguan Ruiping Electronics Co., Ltd.\* (東莞市銳屏電子有限公司) as the supervisor of the Sales Department, mainly responsible for handling customer orders and sales matters. Since November 2009, Ms. Li has joined our Group and served in various positions, including as manager of the Administration Department, mainly responsible for administration and human resources affairs. She is also the chairman of the board of supervisors of Shenzhen Confidence Intelligence Electronic Co., Ltd.\* (深圳信懇智能電子有限公司) and the supervisor of Chongqin Xinken Technology Limited\* (重慶信懇科技有限公司), our subsidiaries.

李碧琼女士(「李女士」)，49歲，為本公司執行董事及本集團人力資源總監。彼自二零零九年十一月起加入本集團，於電子工程及製造業擁有逾20年經驗。彼主要負責本集團行政及人力資源事務。

李女士於一九九一年畢業於四川西充縣義興中學。李女士由一九九一年二月至二零零三年九月期間，曾於華高王氏科技(深圳)有限公司擔任品質監控部監事，主要負責管理整體品質監控。彼於二零零三年十月至二零零四年六月期間，曾於深圳市裕達富電子有限公司擔任製造部監事，主要負責整體管理並規劃生產活動。彼於二零零四年七月至二零零七年五月期間，曾於深圳市金源通電子有限公司擔任品質監控部監事，主要負責管理整體品質監控。彼隨後於二零零七年六月至二零零八年五月期間，加入深圳市巨基電子有限公司擔任製造部經理，主要負責整體管理並規劃生產活動。李女士此後於二零零八年六月至二零零九年十月期間，於東莞市銳屏電子有限公司擔任銷售部監事，主要負責處理客戶訂單及銷售事務。李女士自二零零九年十一月起加入本集團，歷任多個職位，包括行政部經理，主要負責行政及人力資源事務。彼亦分別為深圳信懇智能電子有限公司及重慶信懇科技有限公司(均為本公司附屬公司)的監事會主席及監事。

\* For identification purpose only

\* 僅供識別

## BIOGRAPHICAL DETAILS OF DIRECTORS AND SENIOR MANAGEMENT (Continued)

### 董事及高級管理層的履歷詳情 (續)

**Mr. Hao Xiangjun (郝相君) (“Mr. Hao”)**, aged 62, is an executive director of the Company. He joined our Group since April 2022 and has more than 26 years of experience in the fields of economics and finance. He is mainly responsible for business development strategy and operations of our Group.

Mr. Hao obtained a Bachelor's Degree from the Northeastern School of Heavy Machinery\* (東北重型機械學院) majoring in mechanical engineering in 1982 and a Master's Degree of Mechanical Engineering from the Harbin Institute of Technology\* (哈爾濱工業大學) in 2001. He also obtained a Doctor of Business Administration Degree from the United Business Institutes in 2016 in the United States of America and Executive Doctor of Business Administration Degree from Lincoln University in the United States of America in the same year. From March 1987 to August 1989, he was a deputy director of the Information Center Editorial Office at the Harbin Economic Commission\* (哈爾濱市經濟委員會). He subsequently joined Harbin Planning Commission\* (哈爾濱市計劃委員會) as a director of the Dispatch Office in the same month and left in October 1991. From October 1991 to December 1994, he was a deputy director of the General Affairs Department at the Harbin Economic Committee of the Communist Party of China\* (中共哈爾濱市經濟委員會). He then joined the Communist Party of China's Policy Research Office of the Harbin Municipal Committee\* (中共哈爾濱市委政策研究室) as a director of the second division in December 1994 and was promoted as an assistant inspector and subsequently as deputy director, before he left in December 2000. In January 2001, he joined Shanghai Shenyin Wanguo Securities Research Institute Limited\* (上海申銀萬國證券研究所有限公司) as a director of the General Office and left in November 2004. From December 2004 to April 2009, he joined Shanghai Financial Working Committee of the Communist Party of China\* (中共上海市金融工作委員會) and his last held position was deputy director of the office of the committee, after which he joined the Shanghai Financial Industry Federation\* (上海金融業聯合會) as the secretary general in April 2009 until April 2019. He has also been a deputy director at Shanghai Institute of Technology and Finance of Shanghai University\* (上海大學上海科技金融研究所) since December 2013.

郝相君先生(「郝先生」)，62歲，為本公司執行董事。彼自二零二二年四月起加入本集團，於經濟及金融領域擁有超過26年的經驗。彼主要負責業務發展策略及本集團的營運。

郝先生於一九八二年取得東北重型機械學院機械工程專業學士學位，並於二零零一年取得哈爾濱工業大學機械工程碩士學位。彼亦於二零一六年在美利堅合眾國的聯合商學院取得工商管理博士學位，同年亦於美國林肯大學獲得高級工商管理博士學位。於一九八七年三月至一九八九年八月，彼曾任哈爾濱市經濟委員會信息中心編輯室副主任。彼隨後於同月加入哈爾濱市計劃委員會擔任生成調度處主任科員，並於一九九一年十月離任。於一九九一年十月至一九九四年十二月，彼擔任中共哈爾濱市經濟委員會綜合處副處長。彼隨後於一九九四年十二月加入中共哈爾濱市委政策研究室擔任二處處長，並提拔為助理巡視員，其後於二零零零年十二月離任前擔任副主任。於二零零一年一月，彼加入上海申銀萬國證券研究所有限公司擔任辦公室主任，並於二零零四年十一月離任。於二零零四年十二月至二零零九年四月，彼加入中共上海市金融工作委員會，最後擔任的職務為委員會辦公室副主任。彼隨後於二零零九年四月加入上海金融業聯合會擔任秘書長，直至二零一九年四月為止。彼亦自二零一三年十二月起擔任上海大學上海科技金融研究所的常務副所長。

\* For identification purpose only

\* 僅供識別

## BIOGRAPHICAL DETAILS OF DIRECTORS AND SENIOR MANAGEMENT (Continued)

### 董事及高級管理層的履歷詳情 (續)

#### Non-executive Director

**Mr. Yuan Shuntang (袁順唐) (“Mr. Yuan”)**, aged 49, is a non-executive Director of our Group. He is primarily responsible for providing strategic advice to the business development of our Group. Mr. Yuan obtained his diploma in industrial electrical automation from Wuhan University of Science and Technology (formerly known as Wuhan Institute of Metallurgy) in July 1993. Mr. Yuan worked as a sales engineer in Shenzhen Tianyuan Finance Electronics Co., Ltd\* (深圳天元金融電子有限公司), an electronic products wholesaler, from September 1993 to June 1995 and joined Yantian International Container Terminals Limited\* (鹽田國際集裝箱碼頭有限公司), a logistic company, as an operation manager from August 1995 to October 2002. He then worked in Shenzhen Haoyang Logistics Co., Ltd.\* (深圳市浩洋貨運有限公司), a logistics company, as a sales manager from November 2002 to August 2005. Since September 2005, Mr. Yuan served as the general manager of Shenzhen Highway Sender International Transport Co., Ltd.\* (深圳市海威順達國際貨運代理有限公司), a logistics agency, where he was responsible for strategic planning and overseeing the overall operation management of the company.

#### 非執行董事

袁順唐先生(「袁先生」)，49歲，為本集團的非執行董事。彼主要負責就本集團業務發展提供策略建議。袁先生於一九九三年七月獲得武漢科技大學(前稱武漢冶金科技大學)工業電氣自動化文憑。自一九九三年九月至一九九五年六月，袁先生擔任深圳天元金融電子有限公司(一間電子產品批發商)銷售工程師，並自一九九五年八月至二零零二年十月加入鹽田國際集裝箱碼頭有限公司(一間物流公司)擔任營運經理。彼其後自二零零二年十一月至二零零五年八月擔任深圳市浩洋貨運有限公司(一間物流公司)銷售經理。自二零零五年九月起，袁先生擔任深圳市海威順達國際貨運代理有限公司(一間物流代理)總經理，並負責策略規劃及監督該公司的整體營運管理。

\* For identification purpose only

\* 僅供識別

## BIOGRAPHICAL DETAILS OF DIRECTORS AND SENIOR MANAGEMENT (Continued)

### 董事及高級管理層的履歷詳情 (續)

#### Independent non-executive Directors

**Mr. Chen Zhong (陳忠) (“Mr. Chen”)**, aged 57, was appointed as an independent non-executive Director of our Group on 20 September 2019. He is the chairman of the Nomination Committee, a member of the Audit Committee and the Remuneration Committee of our Group. He is responsible for providing independent advice to the Board. Mr. Chen obtained his Bachelor’s degree in Radio Physics from Xiamen University in July 1985. He further obtained a Master’s degree in Science and a Doctorate degree in Science from Xiamen University in August 1988 and February 1993 respectively. Mr. Chen is a professor and lecturer of the Faculty of Electronic Science in Xiamen University. From April 1993 to July 1995, Mr. Chen worked as a postdoctoral researcher in the Fujian Institute of Research on the Structure of the Chinese Academy of Science. He then joined Xiamen University in August 1995 as an assistant professor of the Faculty of Chemistry and was promoted to a professor in December 2000. From December 2003 to September 2017, Mr. Chen served as the associate dean of the College of Physical Science and Technology of Xiamen University. He became the associate dean of the College of Electronic Science and Technology of Xiamen University since October 2017.

#### 獨立非執行董事

陳忠先生(「陳先生」)，57歲，於二零一九年九月二十日獲委任為本集團獨立非執行董事。彼為本集團提名委員會主席、審核委員會及薪酬委員會成員。彼負責向董事會提供獨立意見。陳先生於一九八五年七月獲得廈門大學無線電物理學士學位。彼於一九八八年八月及一九九三年二月分別進一步獲得廈門大學理學碩士學位及理學博士學位。陳先生為廈門大學電子科學系教授及導師。自一九九三年四月至一九九五年七月，陳先生擔任中國科學院福建物質結構研究所博士後研究員。彼其後於一九九五年八月擔任廈門大學化學系助理教授，並於二零零零年十二月晉升為教授。自二零零三年十二月至二零一七年九月，陳先生擔任廈門大學物理科學與技術學院副院長。自二零一七年十月起，彼成為廈門大學電子科學與技術學院副院長。

## BIOGRAPHICAL DETAILS OF DIRECTORS AND SENIOR MANAGEMENT (Continued)

### 董事及高級管理層的履歷詳情 (續)

**Mr. Wong Chun Sek Edmund (黃俊碩) (“Mr. Wong”)**, aged 37, was appointed as an independent non-executive Director of our Group on 20 September 2019. He is the chairman of the Audit Committee, a member of the Remuneration Committee and the Nomination Committee of our Group. He is responsible for providing independent advice to the Board. Mr. Wong obtained his Bachelor’s degree in Accountancy from Hong Kong Baptist University in November 2007, Master of Science in Applied Accounting and Finance from Hong Kong Baptist University in November 2013, and Master of Business Administration from The Open University of Hong Kong in October 2016 and Master of Corporate Governance from The Open University of Hong Kong in August 2017. Mr. Wong is a member of the Hong Kong Institute of Certified Public Accountants, the Institute of Chartered Accountants in England and Wales, the Association of Chartered Certified Accountants of the United Kingdom, the Hong Kong Institute of Chartered Secretaries and the Chartered Governance Institute (formerly known as the Institute of Chartered Secretaries and Administrators). Mr. Wong has more than 14 years of experience in accounting, taxation and auditing. He joined Deloitte Touche Tohmatsu as an audit associate in September 2007 and left as an audit senior in November 2011. Mr. Wong joined Patrick Wong C.P.A. Limited as an audit manager in February 2012 and has been its practicing director since March 2013. From June 2017 to May 2021, Mr. Wong was the independent non-executive director of InvesTech Holdings Limited, a company listed on the Main Board of the Stock Exchange (stock code: 1087) which is principally engaged in the provision of network system integration. Mr. Wong is also the independent non-executive director of Deyun Holding Ltd., a company listed on the Main Board of the Stock Exchange (stock code: 1440) which is principally engaged in lace manufacturing and dyeing service since December 2020. Mr. Wong is currently a member of the Legislative Council of Hong Kong.

黃俊碩先生(「黃先生」)，37歲，於二零一九年九月二十日獲委任為本集團獨立非執行董事。彼為本集團審核委員會主席、薪酬委員會及提名委員會成員。彼負責向董事會提供獨立意見。黃先生於二零零七年十一月獲得香港浸會大學會計學學士學位，於二零一三年十一月獲得香港浸會大學應用會計與金融理學碩士學位，於二零一六年十月獲得香港公開大學工商管理碩士學位，並於二零一七年八月獲得香港公開大學企業管治碩士學位。黃先生為香港會計師公會、英格蘭及威爾斯特許會計師公會、英國特許公認會計師公會、香港特許秘書公會及英國特許公司治理公會(前稱英國特許秘書及行政人員公會)會員。黃先生擁有逾14年會計、稅務及審核經驗。彼於二零零七年九月加入德勤•關黃陳方會計師行，任審計員一職，於二零一一年十一月離任時任高級審計師一職。黃先生於二零一二年二月加入黃龍德會計師事務所有限公司，任審計經理一職，並自二零一三年三月起擔任執業董事。由二零一七年六月至二零二一年五月，黃先生曾為威訊控股有限公司獨立非執行董事，該公司於聯交所主板上市(股份代號：1087)並主要從事提供網絡系統集成。黃先生自二零二零年十二月起亦擔任德運控股有限公司的獨立非執行董事，該公司於聯交所主板上市(股份代號：1440)，主要從事花邊生產及染整服務。黃先生現時擔任香港立法會成員。



## BIOGRAPHICAL DETAILS OF DIRECTORS AND SENIOR MANAGEMENT (Continued)

### 董事及高級管理層的履歷詳情 (續)

**Ms. Mu Lingxia (慕凌霞) ("Ms. Mu")**, aged 51, was appointed as an independent non-executive Director of the Company since 18 October 2021. She is the Chairman of the Remuneration Committee, a member of the Nomination Committee and the Audit Committee of the Group. She is responsible for providing independent advice to the Board. She has above 20 years of experience in corporate governance and management and securities affairs. From June 1992 to April 2003, Ms. Mu had served in different positions at Shenzhen Overglobe Development Company Limited\* (深圳市中僑發展股份有限公司), including secretary of the board of directors and representative of securities affairs. Starting from 2003, she had served at Shenzhen Neptunus Bio-engineering Company Limited\* (深圳市海王生物工程股份有限公司) (Shenzhen Stock Exchange: 000078) as manager of the office of the board and representative of securities affairs, until April 2016. During the period from April 2016 to September 2021, Ms. Mu (i) joined Shenzhen Neptunus Interlong Bio-technique Company Limited\* (深圳市海王英特龍生物技術股份有限公司) (Stock Exchange: 8329) and served in various offices, such as vice general manager, company secretary, board secretary, financial controller and authorized representative, and (ii) subsequently worked at the company's subsidiary, Fuzhou Neptunus Fuyao Pharmaceutical Company Limited\* (福州海王福藥製藥有限公司), as an executive director and vice general manager. In October 2021, Ms. Mu commenced her position as a partner at Shenzhen Value Online Consulting Co., Ltd.\* (深圳價值在線諮詢顧問有限公司). Ms. Mu graduated from Xi'an Jiaotong university in the PRC majoring in Applied Economics and obtained therefrom a Master Degree in Economics. She subsequently obtained a Master's Degree of Corporate Governance from the Hong Kong Metropolitan University (formerly known as the Open University of Hong Kong). Ms. Mu is an associate of the Chartered Governance Institute and an associate of the Hong Kong Chartered Governance Institute. She has also obtained the Certificate of Qualification of Board Secretary\* (董事會秘書資格證書) issued by the Shenzhen Stock Exchange, the Qualification of Securities Practice\* (證券業從業人員資格) issued by the Securities Association of China, and the Certificate of Accounting Professional issued by the Bureau of Finance of Nanshan District, Shenzhen\* (南山區財政局).

慕凌霞女士(「慕女士」)，51歲，自二零二一年十月十八日起獲委任為本公司獨立非執行董事。彼為本集團薪酬委員會主席、提名委員會及審核委員會成員。彼負責向董事會提供獨立意見。彼於企業治理及證券事務擁有逾20年經驗。慕女士於一九九二年六月至二零零三年四月期間，曾於深圳市中僑發展股份有限公司擔任包括董事會秘書及證券事務代表等多個職位。彼自二零零三年起，於深圳市海王生物工程股份有限公司(深圳證券交易所：000078)擔任董事會辦公室經理及證券事務代表，直至二零一六年四月離職。慕女士於二零一六年四月至二零二一年九月期間，(i)加入深圳市海王英特龍生物技術股份有限公司(聯交所：8329)，歷任副總經理、公司秘書、董事會秘書、財務總監及授權代表等多個職位；及(ii)隨後於該公司的附屬公司福州海王福藥製藥有限公司擔任執行董事兼副總經理。於二零二一年十月，慕女士開始於深圳價值在線諮詢顧問有限公司擔任合夥人。慕女士畢業於中國西安交通大學應用經濟學專業，並獲得經濟學碩士學位。其後，彼於香港都會大學(前稱香港公開大學)取得企業管治碩士學位。慕女士為英國特許公司治理公會的會員，亦為香港公司治理公會的會員。彼還獲得由深圳證券交易所頒發的董事會秘書資格證書、中國證券業協會頒發的證券業從業人員資格以及深圳市南山區財政局頒發的會計專業資格證書。

\* For identification purpose only

\* 僅供識別

## BIOGRAPHICAL DETAILS OF DIRECTORS AND SENIOR MANAGEMENT (Continued)

### 董事及高級管理層的履歷詳情 (續)

#### Company Secretary

**Ms. Jian Xuegen (簡雪艮) (“Ms. Jian”)**, aged 36, was appointed as the company secretary of our Group on 21 February 2019. Since February 2019, Ms. Jian has joined Wisdom Professional Limited, a professional services provider specialising in corporate and investor services, with her position as a consultant and is responsible for providing professional corporate secretarial services to companies listed on the Stock Exchange.

Ms. Jian obtained her Bachelor's degree in Accounting from the South China University of Technology in July 2008. She has been a member of the Hong Kong Institute of Certified Public Accountants since January 2019. She has also been a member of the Chinese Institute of Certified Public Accountants since December 2010.

Ms. Jian joined Ernst & Young Hua Ming LLP Guangzhou Branch in November 2008 and left with her last position as manager in the assurance department in December 2016. From December 2016 to June 2021 and from January 2020 to June 2021, she worked as financial controller and company secretary, respectively, in the group of Hong Kong Aerospace Technology Group Limited (formerly known as Eternity Technology Holdings Limited), a company listed on the Stock Exchange (stock code: 1725). Since September 2019, she has been the company secretary of Sprocomm Intelligence Limited, a company listed on the Stock Exchange in November 2019 (stock code: 1401).

#### 公司秘書

**簡雪艮女士 (「簡女士」)**，36歲，於二零一九年二月二十一日獲委任為本集團公司秘書。自二零一九年二月起，簡女士加入滙智稅務及會計有限公司(一間專門從事企業及投資者服務的專業服務提供商)，擔任其顧問，並負責向聯交所上市公司提供專業公司秘書服務。

簡女士於二零零八年七月取得華南理工大學會計學士學位。彼於二零一九年一月成為香港會計師公會會員。彼亦於二零一零年十二月成為中國註冊會計師協會會員。

簡女士於二零零八年十一月加入Ernst & Young Hua Ming LLP廣州分行，彼於二零一六年十二月離職，最後職位為審計部經理。彼曾於聯交所上市公司香港航天科技集團有限公司(股份代號：1725，前稱恒達科技控股有限公司)所屬集團任職，於二零一六年十二月至二零二一年六月擔任財務總監，並於二零二零年一月至二零二一年六月擔任公司秘書。自二零一九年九月起，彼亦擔任Sprocomm Intelligence Limited(一間於二零一九年十一月在聯交所上市的公司)(股份代號：1401)的公司秘書。

## BIOGRAPHICAL DETAILS OF DIRECTORS AND SENIOR MANAGEMENT (Continued)

### 董事及高級管理層的履歷詳情 (續)

#### Senior Management

**Mr. Yang Zougao (楊奏高) (“Mr. Yang”)**, aged 45, is the general manager of production of our Group and is responsible for overseeing productions and quality control of our Group. He has over 21 years of experience in the electronic engineering and manufacturing industry.

Mr. Yang obtained his diploma in electrical engineering from Hunan Industry Polytechnic in July 1998. Prior to joining our Group, Mr. Yang worked as a technician in Dongguan Jinzheng Digital Technology Co., Ltd.\* (東莞市金正數碼科技有限公司) from February 1998 to August 2000. He worked in Dongguan Jinzhong Electronics Co., Ltd.\* (東莞市金眾電子有限公司) as an equipment officer from August 2000 to December 2000. He then worked as a production line engineer in BBK Educational Electronics Co., Ltd.\* (步步高教育電子有限公司), a company principally engaged in the sales and supply of electronic products, from January 2001 to July 2001. In August 2001, he joined Shenzhen Confidence as the general manager of production and became a director since December 2015.

#### 高級管理層

**楊奏高先生 (「楊先生」)**，45歲，為本集團的製造事業部總經理，負責監督本集團的生產及質量管控。彼於電子工程及製造行業擁有逾21年經驗。

楊先生於一九九八年七月取得湖南工業職業技術學院電氣工程文憑。於加入本集團前，楊先生於一九九八年二月至二零零零年八月在東莞市金正數碼科技有限公司擔任技工。彼於二零零零年八月至二零零零年十二月在東莞市金眾電子有限公司擔任設備人員。彼於二零零一年一月至二零零一年七月在步步高教育電子有限公司(一間主要從事銷售及供應電子產品的公司)擔任生產線工程師。彼於二零零一年八月加入深圳信懇擔任製造事業部總經理並於二零一五年十二月成為董事。

\* For identification purpose only

\* 僅供識別

# CORPORATE GOVERNANCE REPORT

## 企業管治報告

### Corporate Governance Practices

The Company recognises the value and importance of achieving high corporate governance standards to enhance corporate performance, transparency and accountability, earning the trust of shareholders and the public. The Board strives to adhere to the principles of corporate governance and adopt sound corporate governance codes to meet the legal and commercial standards by focusing on areas such as internal control, adequate disclosure and accountability to all shareholders.

The Company has adopted and complied with the code provisions set out in the Corporate Governance Code (the “CG Code”) as set out in Appendix 14 to the Rules Governing the Listing of Securities on the Stock Exchange (the “Listing Rules”) during the Reporting Period except the following deviation:

CG Code provision A.2.1 stipulates that the roles of chairman of the Board and chief executive should be separate and should not be performed by the same individual. Mr. Li is the chairman of the Board and the chief executive officer of our Group, which was deviated from the CG Code. However, having considered the nature and extent of our Group’s operations, Mr. Li’s extensive experience in the industry, familiarity with the operations of our Group since its business operation, that all major decisions are made in consultation with members of our Board and relevant Board committees, and that there are three independent non-executive Directors on our Board offering independent perspectives, our Board is therefore of the view that there are adequate safeguards in place to ensure sufficient balance of powers and authorities between our Board and the management of our Company and that it is in the best interest of our Group to have Mr. Li taking up both roles. As such, the roles of the chairman and chief executive officer of our Group are not being separated pursuant to the requirement under code provision A.2.1 of the CG Code. The Board will also continue to review and monitor the practices of the Company for the purpose of complying with the CG Code and maintaining a high standard of corporate governance practices of the Company.

### 企業管治常規

本公司認同達致高度企業管治標準，以提高企業表現、透明度及責任乃具有價值並十分重要，因其能贏取股東及公眾的信任。董事會致力專注於內部監控、充足披露以及對全體股東負責等範疇，以依循企業管治原則並採納穩健的企業管治守則以符合法律及商業水平。

於報告期間，本公司已採納及遵守聯交所證券上市規則（「上市規則」）附錄14所載之企業管治守則（「企業管治守則」）載列的守則條文，惟下述偏離者除外：

企業管治守則條文第A.2.1條規定，董事會主席與行政總裁的角色應予區分，不應由同一人兼任。李先生為本集團董事會主席兼行政總裁，偏離企業管治守則。然而，考慮到本集團業務的性質及規模、李先生的豐富行業經驗及對本集團營運以來業務的熟悉，以及所有主要決策均會諮詢董事會及相關董事委員會成員，且董事會設有三名獨立非執行董事提供獨立見解，故董事會認為有足夠保障措施確保董事會與本公司管理層之間權力平衡，且李先生兼任兩職符合本集團的最佳利益。因此，並無根據企業管治守則條文第A.2.1條的規定區分本集團主席與行政總裁的角色。董事會亦將繼續檢討及監察本公司常規，確保本公司遵守企業管治守則及維持高水準的企業管治常規。

## CORPORATE GOVERNANCE REPORT (Continued)

### 企業管治報告 (續)

#### Model Code for Securities Transactions of Directors of Listed Issuers (the “Model Code”)

The Company has adopted the Model Code set out in Appendix 10 to the Listing Rules as its code of conduct regarding Directors’ securities transactions. All Directors have confirmed that, following specific enquiry by the Company, they have complied with the required standard set out in the Model Code during the Reporting Period and up to the date of this report.

#### Corporate Governance Duties

The Board is responsible for performing the corporate governance duties as set out in code provision D.3.1 of the CG Code. During the Reporting Period, the Board had reviewed and discussed the corporate governance policy of the Group and was satisfied with the effectiveness of the corporate governance policy of the Group.

#### Chairman and Chief Executive Officer

CG Code provisions A.2.1 stipulates that the roles of chairman and chief executive officer should be separate and should not be performed by the same individual. The Company does not segregate the roles of chairman and chief executive officer and Mr. Li currently holds both of the chairman and chief executive officer positions, as explained in the paragraph headed “Corporate Governance Practices” above in the Corporate Governance Report.

#### Independent Non-Executive Directors

The independent non-executive Directors are highly skilled professionals with a broad range of expertise and experience in the fields of accounting, finance and business. Their skills, expertise and number in the Board ensure that strong independent views and judgement are brought in the Board’s deliberations and that such views and judgement carry weight in the Board’s decision-making process. Their presence and participation also enable the Board to maintain high standards of compliance in financial and other mandatory reporting requirements and provide adequate checks and balances to safeguard the interests of shareholders of the Company and the Company.

#### 上市發行人董事進行證券交易的標準守則(「標準守則」)

本公司已採納上市規則附錄10所載的標準守則，作為其董事進行證券交易的行為守則。經本公司作出具體查詢後，全體董事確認彼等於報告期間至本報告日期一直遵守標準守則所載規定標準。

#### 企業管治職責

董事會負責履行企業管治守則的守則條文第D.3.1條所載企業管治職責。於報告期間，董事會已審閱及討論本集團的企業管治政策，並信納本集團企業管治政策的有效性。

#### 主席及行政總裁

企業管治守則條文第A.2.1條訂明，主席與行政總裁的角色應予區分，不應由同一人兼任。本公司並無區分主席與行政總裁的角色，且如企業管治報告上文「企業管治常規」一段所解釋，李先生目前擔任主席與行政總裁職務。

#### 獨立非執行董事

獨立非執行董事均為在會計、金融及商業領域中具備廣泛專業知識及經驗的技巧嫻熟專業人士。彼等之技能、專業知識及於董事會的人數確保為董事會審議帶來有力之獨立觀點及判斷，且有關觀點及判斷在董事會的決策過程中具有影響力。彼等的出席及參與亦使董事會能維持嚴格遵守財務及其他強制報告規定，並提供足夠權力制衡，保障本公司股東及本公司的利益。

## CORPORATE GOVERNANCE REPORT (Continued)

### 企業管治報告 (續)

The Company annually assesses the independence of each independent non-executive Director during their terms of appointment. During the Reporting Period and up to the date of this report, the Company received from each of the independent non-executive Directors a written confirmation of their independence pursuant to Rule 3.13 of the Listing Rules. The Company considers that all the independent non-executive Directors are independent.

### The Board

The Board currently comprises five executive Directors, namely Mr. Li Hao (chairman and chief executive officer), Mr. Zhang Bizhong, Mr. Xu Shizhen, Ms. Li Biqiong and Mr. Hao Xiangjun; one non-executive Director, namely Mr. Yuan Shuntang; and three independent non-executive Directors, namely Mr. Wong Chun Sek Edmund, Mr. Chen Zhong and Ms. Mu Lingxia. The number of independent non-executive Directors represents one third of the Board. The biographical details of and relationships among the members of the Board are disclosed under the section headed “Biographical Details of Directors and Senior Management” on pages 17 to 26 of this annual report.

The Directors believe that the composition of the Board reflects the necessary balance of skills and experience appropriate for the requirements of the business development of the Group and for effective leadership as all the executive Directors and non-executive Director possess extensive experience in management and professional knowledge in business, while the three independent non-executive Directors possess professional knowledge and broad experience in finance and business. The Directors are of the opinion that the present structure of the Board can ensure the independence and objectivity of the Board and provide a system of checks and balances to safeguard the interests of the shareholders of the Company and the Company.

本公司每年於各獨立非執行董事的任期內對其獨立性作出評估。於報告期間至本報告日期，本公司已根據上市規則第3.13條從各獨立非執行董事接獲有關其獨立性之書面確認。本公司認為，全體獨立非執行董事均為獨立人士。

### 董事會

董事會現由五名執行董事（即李浩先生（主席兼行政總裁）、張必鍾先生、許世真先生、李碧琼女士及郝相君先生）；一名非執行董事（即袁順唐先生）；及三名獨立非執行董事（即黃俊碩先生、陳忠先生及慕凌霞女士）組成。獨立非執行董事的人數佔董事會三分之一。董事會成員的履歷詳情及關係於本年報第17至26頁「董事及高級管理層的履歷詳情」一節披露。

董事相信，由於全體執行董事及非執行董事於業務管理及專業知識上均具備豐富經驗，而三名獨立非執行董事則具備金融及商業方面的專業知識及廣泛經驗，故董事會的組成反映本集團業務發展所需及有效領導所適用的技能及經驗之間的必要平衡。董事認為，董事會的目前架構能確保董事會的獨立性及客觀性，為保障本公司股東及本公司利益提供制衡體系。

## CORPORATE GOVERNANCE REPORT (Continued)

### 企業管治報告 (續)

The Directors acknowledge their responsibilities for preparing the financial statements of the Company for the year ended 31 December 2021. The Directors are not aware of any material uncertainties relating to events or conditions that may cast significant doubt upon the Company's ability to continue as a going concern. The statement of the independent auditor of the Company about their reporting responsibilities on the financial statements is set out in the Independent Auditor's Report on page 104 to 117. The Board is responsible for leadership and control of the Company and oversees the Group's business, strategic decisions and performance and is collectively responsible for promoting the success of the Company by directing and supervising its affairs. Directors of the Board shall take decisions objectively in the interests of the Company.

In addition, the Board has also delegated various responsibilities to the Board committees. Board meetings are structured so as to encourage open discussion, frank debate and active participation by Directors in meetings. The Company provides the Board with information and explanations that are necessary to enable Directors to make an informed assessment of the financial and other information put before the Board.

### Appointment, Re-Election and Removal of Directors

All Directors are appointed for a specific term. Each of the Directors of the Company is under a service contract or a letter of appointment with the Company for a period of one to three years.

According to the articles of association of the Company (the "Articles"), at each annual general meeting, one third of the Directors for the time being (or if their number is not a multiple of three, then the number nearest to but not less than one third) shall retire from office by rotation provided that every Director shall be subject to retirement at an annual general meeting at least once every three years. The Directors to retire by rotation shall include any Director who wishes to retire and not to offer himself for re-election. Any further Directors so to retire shall be those who have been longest in office since their last re-election or appointment but as between persons who became or were last re-elected Directors on the same day those to retire will (unless they otherwise agree among themselves) be determined by lot.

董事知悉彼等負責編製本公司截至二零二一年十二月三十一日止年度之財務報表。董事並不知悉有關可能對本公司的持續經營能力造成重大質疑的事件或情況有任何重大不確定性。本公司獨立核數師就其對財務報表之申報責任的聲明載於第104至117頁的獨立核數師報告。董事會負責領導及監控本公司，監督本集團業務、策略決定及表現，並共同負責指導及監督本公司事務以推動其成功運作。董事會董事須作出符合本公司利益的客觀決定。

此外，董事會亦授權董事委員會履行多項職責。董事會會議以有助鼓勵董事在會議上公開討論、坦誠辯論及積極參與的形式舉行。本公司向董事會提供所需資料及解釋，使董事可就向董事會提呈的財務及其他資料作出知情評估。

### 董事之委任、重選及罷免

所有董事均按特定任期獲委任。本公司各董事均與本公司訂有服務合約或委任函，為期一年至三年。

根據本公司組織章程細則（「細則」），在每屆股東週年大會上，當時三分之一董事（若人數並非三的倍數，則須為最接近但不少於三分之一的人數）將輪值告退，惟各董事須於股東週年大會至少每三年告退一次。輪值告退的董事包括有意退任且不參加膺選連任的任何董事。任何其他須告退的董事為自上次獲選連任或聘任後任期最長的董事，但若數名人士於同日出任董事或上次於同日獲選連任董事，則以抽籤決定須告退的董事（除非彼等另行協定）。

## CORPORATE GOVERNANCE REPORT (Continued)

### 企業管治報告 (續)

At any time or from time to time, the Board shall have the power to appoint any person as a Director either to fill a casual vacancy on the Board or as an additional Director to the existing Board subject to any maximum number of Directors, if any, as may be determined by the members in general meeting. Any Director so appointed to fill a casual vacancy shall hold office only until the first general meeting of the Company after his appointment and be subject to re-election at such meeting. Any Director so appointed as an addition to the existing Board shall hold office only until the first annual general meeting of the Company after his appointment and be eligible for re-election at such meeting. Any Director so appointed by the Board shall not be taken into account in determining the Directors or the number of Directors who are to retire by rotation at an annual general meeting.

Pursuant to the Articles, Mr. Li Hao, Mr. Zhang Bizhong, Ms. Li Biqiong, Mr. Hao Xiangjun and Ms. Mu Lingxia will retire and, being eligible, offer themselves for re-election at the forthcoming annual general meeting ("AGM").

### Board Diversity Policy

The Board has adopted a board diversity policy which sets out the approach to achieve diversity on the Board. The Company recognises and embraces the benefits of a diverse Board with a balance of skills, experience and diversity of perspectives to enhance the quality of its performance. All Board appointments will be considered against selection criteria.

The Company seeks to achieve the diversity of the Board through the consideration of a number of factors in the Board members' selection process, including but not limited to gender, age, cultural and educational background of the Board, professional qualifications, skills, knowledge, industry experience, ethnicity and length of service. All Board appointments will be based on meritocracy and contribution that the selected candidate will bring to the Board, and candidates will be considered against objective criteria, having due regard for the benefits of diversity on the Board.

董事會有權隨時或不時委任任何人士為董事，以填補董事會臨時空缺或增加現有董事會人數，惟須受股東於股東大會上可能釐定的任何董事人數上限(如有)所規限。任何就此獲委任以填補臨時空缺的董事任期僅至其獲委任後的本公司首屆股東大會為止，屆時須於有關大會上重選連任。任何就此獲委任以增加現有董事會人數的董事任期僅至其獲委任後的本公司首屆股東週年大會為止，並符合資格於有關大會上重選連任。於釐定將於股東週年大會上輪值退任的董事人選或董事數目時，任何就此獲董事會委任的董事不得計算在內。

根據細則，李浩先生、張必鍾先生、李碧琼女士、郝相君先生及慕凌霞女士將於應屆股東週年大會(「股東週年大會」)上退任，並合資格且願意重選連任。

### 董事會成員多元化政策

董事會已採納董事會成員多元化政策，當中載列實現董事會成員多元化之方針。本公司認同及秉持董事會成員應具備提升其履行職責質量的技能、經驗及多元化觀點。所有董事會委任均將根據甄選標準進行。

本公司透過考慮董事會成員甄選過程中的多種因素，尋求實現董事會成員多元化，包括但不限於性別、年齡、董事會文化及教育背景、專業資格、技能、知識、行業經驗、道德及服務任期。董事會所有委任均以用人唯才為原則及基於選定候選人將對董事會帶來的貢獻，並以客觀標準考慮人選，同時會充分顧及董事會成員多元化的裨益。



## CORPORATE GOVERNANCE REPORT (Continued)

### 企業管治報告 (續)

The Nomination Committee will review the board diversity policy, as appropriate, to ensure the effectiveness of the board diversity policy and discusses any revisions that may be required and recommend any such revisions to the Board for consideration and approval.

### Proceedings of Board Meetings and Board Committee Meetings

The Board may meet for the dispatch of business, adjourn and otherwise regulate its meeting and proceedings as it thinks fit and may determine the quorum necessary for the transaction of business. An AGM and an extraordinary general meeting called for the passing of a special resolution shall be called by at least 21 days' notice in writing, and a meeting of the Company other than an AGM or an extraordinary general meeting for the passing of a special resolution shall be called by at least 14 days' notice in writing. A meeting of the Board or any committee of the Board may be held by means of such telephone, electronic or other communication facilities as permit all persons participating in the meeting.

When a Director and the enterprise(s) involved in a proposal of a Board meeting have connected relations, such Director shall not exercise his/her voting rights on such proposal, nor shall he/she exercise any voting rights on behalf of other Directors.

提名委員會將於適當時檢討董事會成員多元化政策以確保董事會成員多元化政策的效益，並商討可能需要之任何修訂及向董事會推薦任何有關修訂以供考慮及批准。

### 董事會會議及董事委員會會議的議事程序

董事會可按其認為合適的方式召開會議處理事務、延會及以其他方式規管其會議及議事程序，並可釐定處理事務所需的法定人數。就通過特別決議案而召開的股東週年大會及股東特別大會須至少提前21日發出書面通知，而就通過特別決議案召開的本公司任何會議（股東週年大會或股東特別大會除外）則須至少提前14日發出書面通知。董事會或董事會轄下任何委員會可透過電話、電子或其他通訊設備（必須讓全體與會人士互相聆聽）舉行會議。

倘董事與董事會會議建議所涉及的企業有關連關係，則該董事不得對相關建議行使表決權，亦不得代表其他董事行使任何表決權。

## CORPORATE GOVERNANCE REPORT (Continued)

### 企業管治報告 (續)

Set out below are details of the attendance record of each Director at the Board, committee and general meetings of the Company during the Reporting Period:

以下載列各董事出席報告期間所舉行的本公司董事會會議、委員會會議及股東大會的詳細紀錄：

| Name of Directors                               | 董事姓名                         | Attendance/Number of Meetings Held |                                    |   |   |                         |
|---|------------------------------|------------------------------------|------------------------------------|---|---|-------------------------|
|   |                              | Board Meeting<br>董事會會議             | Audit Committee Meeting<br>審核委員會會議 | Nomination Committee Meeting<br>提名委員會會議 | Remuneration Committee Meeting<br>薪酬委員會會議 | General Meeting<br>股東大會 |
| <b>Executive Directors</b>                      |                              | <b>執行董事</b>                        |                                    |   |   |                         |
| Mr. Li Hao                                      | 李浩先生                         | 6/6*                               | -                                  | -                                       | -   | 1/1*                    |
| Mr. Zhang Bizhong                               | 張必鍾先生                        | 6/6                                | -                                  | -                                       | -   | 1/1                     |
| Mr. Xu Shizhen                                  | 許世真先生                        | 6/6                                | -                                  | -                                       | -   | 1/1                     |
| Ms. Li Biqiong                                  | 李碧琼女士                        | 1/1                                | -                                  | -                                       | -   | -                       |
| Mr. Hao Xiangjun<br>(appointed on 1 April 2022) | 郝相君先生<br>(於二零二二年<br>四月一日獲委任) | N/A<br>不適用                         | N/A<br>不適用                         | N/A<br>不適用                              | N/A<br>不適用                                | N/A<br>不適用              |
| <b>Non-executive Director</b>                   |                              | <b>非執行董事</b>                       |                                    |   |   |                         |
| Mr. Yuan Shuntang                               | 袁順唐先生                        | 6/6                                | -                                  | -                                       | -   | 1/1                     |
| <b>Independent Non-Executive Directors</b>      |                              | <b>獨立非執行董事</b>                     |                                    |   |   |                         |
| Mr. Chen Zhong                                  | 陳忠先生                         | 6/6                                | 2/2                                | 1/1*                                    | 1/1                                       | 1/1                     |
| Mr. Wong Chun Sek Edmund                        | 黃俊碩先生                        | 6/6                                | 2/2*                               | 1/1                                     | 1/1                                       | 1/1                     |
| Mr. Wu Tai Cheung                               | 胡大祥先生                        | 5/5                                | 2/2                                | 1/1                                     | 1/1*                                      | 1/1                     |
| Ms. Mu Lingxia                                  | 慕凌霞女士                        | 1/1                                | -                                  | -                                       | -   | -                       |

\* representing chairman of the board, the committees or the general meeting

\* 指董事會、委員會或股東大會主席

The Board has established three committees, namely, the audit committee ("Audit Committee"), the remuneration committee ("Remuneration Committee") and the nomination committee ("Nomination Committee"), for overseeing aspects of the Company's affairs. All committees have been established with defined written terms of reference, which were posted on the Stock Exchange ([www.hkex.com.hk](http://www.hkex.com.hk)) and the Company website ([www.szxinken.com](http://www.szxinken.com)). All committees should report to the Board on their decisions or recommendations made.

董事會已成立三個委員會，即審核委員會（「審核委員會」）、薪酬委員會（「薪酬委員會」）及提名委員會（「提名委員會」），以監察本公司事務的各個方面。所有委員會均設有特定書面職權範圍，分別刊載於聯交所網站([www.hkex.com.hk](http://www.hkex.com.hk))及本公司網站([www.szxinken.com](http://www.szxinken.com))。所有委員會須向董事會匯報其作出的決定或推薦意見。

All committees are provided with sufficient resources to discharge their duties and, upon reasonable request, are able to seek independent professional advice in appropriate circumstances, at the Company's expense.

所有委員會均獲提供充足資源以履行其職責，並可於適當情況下提出合理要求以尋求獨立專業意見，費用由本公司支付。

## CORPORATE GOVERNANCE REPORT (Continued)

### 企業管治報告 (續)

#### Audit Committee

The Audit Committee was established on 20 September 2019 with terms of reference in compliance with the CG Code for the purpose of making recommendations to the Board on the appointment and removal of the external auditor, to review the financial statements and related materials and provide advice in respect of the financial reporting process, and to oversee the risk management and internal control systems of the Group. The Audit Committee comprises three members, all being independent non-executive Directors, namely, Mr. Wong Chun Sek Edmund (Chairman), Mr. Chen Zhong and Ms. Mu Lingxia. The Group's accounting principles and policies, financial statements and related materials for the year had been reviewed by the Audit Committee.

During the year ended 31 December 2021, the Audit Committee has held two meetings for discussion on the audit and financial reporting related matters. At the meetings, the Audit Committee had reviewed the final results for the year ended 31 December 2020, the interim results for the six months ended 30 June 2021 and the Group's internal controls and risk management for the year ended 31 December 2020. Full minutes of the Audit Committee meetings are kept by the company secretary. Draft and final versions of the minutes of the Audit Committee meetings are circulated to all members of the Audit Committee for comments and approval and all decisions of the Audit Committee are reported to the Board subject to applicable restriction.

The terms of reference of the Audit Committee are available on the website of the Company and of the Stock Exchange.

The external auditor was invited to attend the Audit Committee meetings to discuss with the Audit Committee members on the audit and financial reporting related matters. The Chairman of the Audit Committee provided the Board with a briefing on the significant issues after each Audit Committee meeting.

#### 審核委員會

審核委員會於二零一九年九月二十日成立，其職權範圍符合企業管治守則的規定，旨在就外聘核數師的委任及罷免向董事會提供推薦意見、審閱財務報表及相關材料、就財務申報過程提供意見及監察本集團的風險管理及內部監控系統。審核委員會由三名成員組成，全為獨立非執行董事，即黃俊碩先生(主席)、陳忠先生及慕凌霞女士。本集團於年內的會計原則及政策、財務報表及相關材料已由審核委員會審閱。

截至二零二一年十二月三十一日止年度，審核委員會曾舉行兩次會議，以討論審計及財務申報相關事宜。審核委員會已於會議上審閱截至二零二零年十二月三十一日止年度之全年業績、截至二零二一年六月三十日止六個月之中期業績及本集團截至二零二零年十二月三十一日止年度之內部監控及風險管理。審核委員會的完整會議紀錄由公司秘書保管。全體審核委員會成員均獲發審核委員會的會議紀錄初稿及定稿傳閱，以便提供意見及批准。除非受到適用限制，否則審核委員會之所有決定均須向董事會匯報。

審核委員會的職權範圍可於本公司及聯交所網站查閱。

外聘核數師獲邀出席審核委員會會議，與審核委員會成員討論審計及財務申報相關事宜。審核委員會主席於每次審核委員會會議後向董事會提供重大問題簡報。

## CORPORATE GOVERNANCE REPORT (Continued)

### 企業管治報告 (續)

The Group's final results for the Reporting Period had been reviewed by the Audit Committee before submission to the Board for approval. The Audit Committee had also reviewed this annual report, and confirmed that this annual report is completed and accurate, and has complied with the Listing Rules. There is no disagreement between the Directors and the Audit Committee regarding the selection and appointment of the external auditors.

### Remuneration Committee

The Remuneration Committee was established on 20 September 2019 with terms of reference in compliance with the CG Code for the purpose of making recommendations to the Board on the overall remuneration policy and structure relating to the Directors and senior management of the Group, to review and evaluate their performance in order to make recommendations on the remuneration package of each of the Directors and senior management of the Company. The Remuneration Committee comprises three members, all being independent non-executive Directors, namely, Ms. Mu Lingxia (Chairman), Mr. Chen Zhong and Mr. Wong Chun Sek Edmund.

During the Reporting Period, the Remuneration Committee has held one meeting. Full minutes of the Remuneration Committee meetings are kept by the company secretary. At the meeting, the Remuneration Committee had reviewed and made recommendation to the Board on the remuneration policies of the Directors and the senior management as well as the remuneration packages for the year ended 31 December 2020 and the year ending 31 December 2021 and the performance of the Directors. Draft and final versions of the minutes of the Remuneration Committee meetings are circulated to all members of the Remuneration Committee for comments and approval and all decisions of the Remuneration Committee are reported to the Board subject to applicable restriction. The terms of reference of the Remuneration Committee are available on the website of the Company and of the Stock Exchange.

本集團於報告期間的全年業績於提交董事會批准前已由審核委員會審閱。審核委員會亦已審閱本年報，並確認本年報為完整及準確，並已遵守上市規則。董事與審核委員會於挑選及委任外聘核數師方面並無意見分歧。

### 薪酬委員會

薪酬委員會於二零一九年九月二十日成立，其職權範圍符合企業管治守則的規定，旨在就與本集團董事及高級管理層相關的整體薪酬政策及架構向董事會提供推薦意見、審閱及評估其表現以就本公司各董事及高級管理層的薪酬組合提供推薦意見。薪酬委員會由三名成員組成，全為獨立非執行董事，即慕凌霞女士(主席)、陳忠先生及黃俊碩先生。

於報告期間，薪酬委員會曾舉行一次會議。薪酬委員會的完整會議紀錄由公司秘書保管。薪酬委員會已於會議上審閱董事及高級管理層之薪酬政策以及截至二零二零年十二月三十一日止年度及截至二零二一年十二月三十一日止年度之薪酬待遇與董事表現，並向董事會提供推薦建議。全體薪酬委員會成員均獲發薪酬委員會的會議紀錄初稿及定稿傳閱，以便提供意見及批准。除非受到適用限制，否則薪酬委員會之所有決定均須向董事會匯報。薪酬委員會的職權範圍可於本公司及聯交所網站查閱。

## CORPORATE GOVERNANCE REPORT (Continued)

### 企業管治報告 (續)

#### Remuneration of Directors and Senior Management

The Group has paid and accrued the amounts of approximately RMB1.6 million, RMB 1.5 million, RMB1.0 million, RMB0.1 million, RMB0.3 million, RMB0.1 million, RMB0.08 million, RMB0.1 million and RMB0.02 million to Mr. Li, Mr. Zhang, Mr. Xu, Mr. Yuan, Ms. Li, Mr. Wong, Mr. Wu, Mr. Chen and Ms. Mu, respectively, as Directors' remuneration, for the year ended 31 December 2021.

Directors' remuneration is determined based on a variety of factors such as market conditions and responsibilities assumed by each Director. As at 31 December 2021, there was no arrangement in which the Directors waived their remuneration.

Senior management's remuneration payment of the Group for the Reporting Period and the year ended 31 December 2020 falls within the following bands:

#### 董事及高級管理層薪酬

截至二零二一年十二月三十一日止年度，本集團向李先生、張先生、許先生、袁先生、李女士、黃先生、胡先生、陳先生及慕女士支付及應計作董事薪酬的款項分別約為人民幣1.6百萬元、人民幣1.5百萬元、人民幣1.0百萬元、人民幣0.1百萬元、人民幣0.3百萬元、人民幣0.1百萬元、人民幣0.08百萬元、人民幣0.1百萬元及人民幣0.02百萬元。

董事薪酬乃按市況及各董事所承擔責任等多項因素釐定。於二零二一年十二月三十一日，概無董事放棄彼等薪酬的安排。

於報告期間及截至二零二零年十二月三十一日止年度，本集團支付高級管理層的薪酬介乎以下範圍：

|                     | 2021<br>二零二一年 | 2020<br>二零二零年 |
|---------------------|---------------|---------------|
| Nil to RMB1,000,000 | 2             | 2             |
| 零至人民幣 1,000,000 元   |               |               |

#### Nomination Committee

The Board would follow a set of formal, considered and transparent procedures for the appointment of new directors to the Board. The appointment of a new director has been a collective decision of the Board, taking into consideration the candidate's qualification, expertise, experience, integrity and commitment to his/her responsibilities within the Group. In addition, all candidates to be selected and appointed as a director must be able to meet the standards set out in Rules 3.08 and 3.09 of the Listing Rules.

#### 提名委員會

董事會委任新董事時一直奉行正式、審慎及具透明度的程序。委任新董事須由董事會集體決定，當中考慮候選人的資歷、專業知識、經驗、誠信及對本集團職責的承擔。此外，全體將獲遴選及委任為董事的候選人必須符合上市規則第3.08及3.09條所載標準。

## CORPORATE GOVERNANCE REPORT (Continued)

### 企業管治報告 (續)

The Nomination Committee was established on 20 September 2019 with terms of reference in compliance with the CG Code for the purpose of making recommendations to the Board on the appointment of Directors and the management of the Board succession. The Nomination Committee consists of three members, all being independent non-executive Directors, namely Mr. Chen Zhong (Chairman), Mr. Wong Chun Sek Edmund and Ms. Mu Lingxia.

During the Reporting Period, the Nomination Committee has held one meeting. At the meeting, the Nomination Committee had reviewed the structure, size and composition of the Board, assessing the independence of independent non-executive Directors, reviewed the board diversity policy and other matters of the Company. Full minutes of the Nomination Committee meetings are kept by the company secretary. Draft and final versions of the minutes of the Nomination Committee meetings are circulated to all members of the Nomination Committee for comments and approval and all decisions of the Nomination Committee are reported to the Board subject to applicable restriction. The terms of reference of the Nomination Committee are available on the website of the Company and of the Stock Exchange.

### Nomination Policy

The Company has adopted a Nomination Policy for the Nomination Committee to consider and make recommendations to shareholders for election as Directors at general meetings or appoint as Directors to fill casual vacancies.

提名委員會於二零一九年九月二十日成立，其職權範圍符合企業管治守則的規定，旨在就董事委任及董事會繼任管理向董事會提供推薦意見。提名委員會由三名成員組成，全為獨立非執行董事，即陳忠先生(主席)、黃俊碩先生及慕凌霞女士。

於報告期間，提名委員會曾舉行一次會議。於會議上，提名委員會已檢討董事會的架構、規模及組成、評估獨立非執行董事的獨立性、檢討董事會多元化政策及本公司其他事宜。提名委員會的完整會議紀錄由公司秘書保管。全體提名委員會成員均獲發提名委員會的會議紀錄初稿及定稿傳閱，以便提供意見及批准。除非受到適用限制，否則提名委員會之所有決定均須向董事會匯報。提名委員會的職權範圍可於本公司及聯交所網站查閱。

### 提名政策

本公司已為提名委員會採納一項提名政策，以考慮於股東大會上選舉董事或委任董事以填補臨時空缺並向股東提出推薦建議。

## CORPORATE GOVERNANCE REPORT (Continued)

### 企業管治報告 (續)

#### Selection Criteria

The factors listed below would be used as reference by the Nomination Committee in assessing the suitability of a proposed candidate:

- (1) reputation for integrity;
- (2) accomplishment and experience in the business in which the Group is engaged in;
- (3) commitment in respect of available time and relevant interest;
- (4) diversity in all its aspects, including but not limited to race, gender, age (18 years or above), cultural and educational background and length of service;
- (5) qualifications which include professional qualifications, skills, knowledge and industry experience that are relevant to the Company's business and corporate strategy;
- (6) the number of existing directorships and other commitments that may demand the attention of the candidate;
- (7) requirement for the Board to have Independent Non-executive Directors in accordance with the Listing Rules and whether the candidates would be considered independent with reference to the independence guidelines set out in Rules 3.08, 3.09 and 3.13 of the Listing Rules;
- (8) Board Diversity Policy of the Company and any measurable objectives adopted by the Nomination Committee for achieving diversity on the Board; and
- (9) such other perspectives appropriate to the Company's business.

#### 甄選標準

提名委員會在評估建議候選人是否合適時會參考下列因素：

- (1) 誠信聲譽；
- (2) 在本集團所從事業務方面的成就及經驗；
- (3) 可投入時間及相關利益的承諾；
- (4) 各方面的多元化，包括但不限於種族、性別、年齡（18歲或以上）、文化及教育背景以及服務年期；
- (5) 資質，包括與本公司業務及公司策略相關的專業資格、技能、知識及行業經驗；
- (6) 現有董事人數及可能需要候選人垂注的其他承諾；
- (7) 上市規則關於董事會須擁有獨立非執行董事的規定，以及根據上市規則第3.08、3.09及3.13條所載的獨立性指引有關候選人是否視為獨立人士；
- (8) 本公司的董事會成員多元化政策以及提名委員會為實現董事會成員多元化而採取的任何可計量目標；及
- (9) 對本公司業務而言屬適當的其他方面。

## CORPORATE GOVERNANCE REPORT (Continued)

### 企業管治報告 (續)

#### Director Nomination Procedure

Subject to the provisions in the Articles of Association of the Company and the Listing Rules, if the Board recognises the need for an additional Director or a member of senior management, the following procedure will be followed:

- (1) The Nomination Committee and/or Board will identify potential candidates based on the criteria as set out in the selection criteria, possibly with assistance from external agencies and/or advisors;
- (2) The Nomination Committee and/or the Company Secretary of the Company will then provide the Board with the biographical details and details of the relationship between the candidate and the Company and/or Directors, directorships held, skills and experience, other positions which involve significant time commitment and any other particulars required by the Listing Rules, the Companies Law of the Cayman Islands and other regulatory requirements for any candidate for appointment to the Board;
- (3) The Nomination Committee would then make recommendation to the Board on the proposed candidate(s) and the terms and conditions of the appointment;
- (4) The Nomination Committee should ensure that the proposed candidate(s) will enhance the diversity of the Board, being particularly mindful of gender balance;
- (5) In the case of the appointment of an Independent Non-executive Director, the Nomination Committee and/or the Board should obtain all information in relation to the proposed Director to allow the Board to adequately assess the independence of the Director in accordance with the factors set out in Rules 3.08, 3.09 and 3.13 of the Listing Rules, subject to any amendments as may be made by the Stock Exchange from time to time; and
- (6) The Board will then deliberate and decide on the appointment based upon the recommendation of the Nomination Committee.

The Nomination Committee will monitor the implementation of the Nomination Policy and report to the Board annually.

#### 董事提名程序

在本公司組織章程細則及上市規則條文的規限下，若董事會認為需要新增董事或高級管理層成員，應遵循以下程序：

- (1) 提名委員會及／或董事會將根據甄選標準所載標準物色潛在候選人(可能請求外部代理機構及／或顧問協助進行)；
- (2) 提名委員會及／或本公司公司秘書隨後將向董事會提供有關候選人的履歷詳情以及該候選人與本公司及／或董事之間的關係詳情、所任董事職位、技能及經驗、需投入大量時間的其他職位以及上市規則、開曼群島公司法及其他監管要求規定須就任何候選人獲選進入董事會而披露的任何其他詳情；
- (3) 提名委員會隨後將就建議候選人以及委任條款及條件向董事會作出推薦建議；
- (4) 提名委員會應確保，建議候選人將會提高董事會成員多元化，尤其要關注性別平衡；
- (5) 就委任獨立非執行董事而言，提名委員會及／或董事會應取得與建議董事有關的所有資料，以令董事會可依照上市規則第3.08、3.09及3.13條(以聯交所可能不時作出的任何修訂為準)所載因素充分評估該董事的獨立性；及
- (6) 董事會隨後將基於提名委員會的推薦建議進行商討並決定是否委任。

提名委員會將監察提名政策的實施並每年向董事會報告。



## CORPORATE GOVERNANCE REPORT (Continued)

### 企業管治報告 (續)

#### Corporate Governance Function

The Board does not have a Corporate Governance Committee. The functions that would be carried out by a Corporate Governance Committee are performed by the Board as a whole and are as follows:

1. to develop and review the Company's policies and practices on corporate governance;
2. to review and monitor the training and continuous professional development of directors and senior management;
3. to review and monitor the Company's policies and practices on compliance with legal and regulatory requirements;
4. to develop, review and monitor the code of conduct and compliance manual (if any) applicable to employees and directors; and
5. to review the Company's compliance with the CG code and disclosure in the Corporate Governance Report.

The corporate governance policy is formulated with an emphasis on the Board's quality, effective internal control, stringent disclosure practices and transparency and accountability to all shareholders of the Company. The Board strives to comply with the code provisions and reviews its corporate governance policy regularly in order to maintain high standards of business ethics and corporate governance, and to ensure the full compliance of the Group's operations with applicable laws and regulations.

#### Continuous Professional Development

Pursuant to the CG Code provision A.6.5, all Directors should participate in a programme of continuous professional development to develop and refresh their knowledge and skills to ensure that their contribution to the Board remains informed and relevant. The Company should be responsible for arranging and funding training, placing an appropriate emphasis on the roles, functions and duties of the Directors. During the year ended 31 December 2021, the Company had arranged to provide trainings to all the Directors.

#### 企業管治職能

董事會並無成立企業管治委員會。由企業管治委員會履行的職能將由董事會整體履行並列示如下：

1. 制訂及檢討本公司的企業管治政策及常規；
2. 檢討及監察董事及高級管理層的培訓及持續專業發展；
3. 檢討及監察本公司在遵守法律及監管規定方面的政策及常規；
4. 制訂、檢討及監察適用於僱員及董事的行為守則及合規手冊(如有)；及
5. 檢討本公司遵守企業管治守則的情況及在企業管治報告內的披露。

企業管治政策的制定重點在於董事會質素、有效內部監控、嚴格披露慣例，以及對本公司全體股東的透明度及問責性。董事會致力遵守守則條文，並定期檢討其企業管治政策以維持高水平商業操守及企業管治，確保本集團營運全面符合適用法律及法規。

#### 持續專業發展

根據企業管治守則條文第A.6.5條，全體董事應參與持續專業發展項目以發展及更新彼等之知識及技能，確保彼等對董事會作出明智及相關之貢獻。本公司須負責安排及資助培訓，並適當強調董事之角色、職能及職責。截至二零二一年十二月三十一日止年度，本公司已安排向全體董事提供培訓。

## CORPORATE GOVERNANCE REPORT (Continued)

### 企業管治報告 (續)

For the year ended 31 December 2021, the Directors participated in the following continuous professional development:

截至二零二一年十二月三十一日止年度，董事參與下列持續專業發展：

**Training on corporate governance, director's duties, environment, social and governance, and/or regulatory update**  
有關企業管治、董事職責、環境、社會及管治及／或法規更新的培訓

| Name of Directors                          | 董事姓名           |   |
|--|----------------|---|
| <b>Executive Directors</b>                 | <b>執行董事</b>    |   |
| Mr. Li Hao                                 | 李浩先生           | ✓ |
| Mr. Zhang Bizhong                          | 張必鍾先生          | ✓ |
| Mr. Xu Shizhen                             | 許世真先生          | ✓ |
| Ms. Li Biqiong                             | 李碧琼女士          | ✓ |
| <b>Non-executive Director</b>              | <b>非執行董事</b>   |   |
| Mr. Yuan Shuntang                          | 袁順唐先生          | ✓ |
| <b>Independent Non-Executive Directors</b> | <b>獨立非執行董事</b> |   |
| Mr. Chen Zhong                             | 陳忠先生           | ✓ |
| Mr. Wong Chun Sek Edmund                   | 黃俊碩先生          | ✓ |
| Mr. Wu Tai Cheung                          | 胡大祥先生          | ✓ |
| Ms. Mu Lingxia                             | 慕凌霞女士          | ✓ |

### External Auditor's Remuneration

The Company engaged PricewaterhouseCoopers, as its external auditor for the year ended 31 December 2021. There was no disagreement between the Board and the Audit Committee on the selection, appointment, resignation or dismissal of the external auditor. During the year ended 31 December 2021, the fee payable to PricewaterhouseCoopers, in respect of its audit services provided to the Company was approximately RMB1.7 million.

### 外聘核數師酬金

本公司已委聘羅兵咸永道會計師事務所為截至二零二一年十二月三十一日止年度的外聘核數師。董事會與審核委員會概無就外聘核數師的遴選、委任、辭任或罷免出現任何意見分歧。截至二零二一年十二月三十一日止年度，就羅兵咸永道會計師事務所向本公司提供的審計服務的應付費用約為人民幣1.7百萬元。

## CORPORATE GOVERNANCE REPORT (Continued)

### 企業管治報告 (續)

#### Internal Control

The Company does not have an internal audit department and is currently of the view that there is no immediate need to set up an internal audit department within the Group in light of the size, nature and complexity of the Group's business and structure. The Board is responsible for maintaining an adequate internal control system and risk management to safeguard the investments of the shareholders and Group's assets and reviewing the effectiveness of such through Audit Committee on an annual basis. The Audit Committee oversees the internal control system and risk management of the Group, reports to the Board on any material issues and makes recommendations. An annual review of the effectiveness of the system of internal controls and risk management of the Group will be conducted.

During the Reporting Period, the Company also engaged an independent internal control adviser to carry out review on the internal control system and risk management system of the Group. The review involves all material monitoring aspects, including but not limited to finance, operation, compliance and risk management. The adviser has conducted analysis and independent assessment on the adequacy and the effectiveness of the internal control system and risk management of the Group, and has submitted the findings and recommendations to the Audit Committee and the Board. The Board is of the view that the internal control measures and risk management in place are adequate and effective to safeguard the interest of shareholders and the Group's assets.

#### Delegation by the Board

In general, the Board oversees the Company's strategic development and determines the objectives, strategies and policies of the Group. The Board also monitors and controls operating and financial performance and sets appropriate policies for risk management in pursuit of the Group's strategic objectives. The Board delegates the implementation of strategies and day-to-day operation of the Group to the management.

#### 內部監控

本公司並無內部審核部門，且目前認為，鑒於本集團業務及架構的規模、性質及複雜程度，並無迫切需要在本集團建立內部審核部門。董事會負責維持充分的內部監控系統及風險管理，以保障股東投資及本集團資產，並負責通過審核委員會每年檢討其有效性。審核委員會監督本集團的內部監控系統及風險管理，就任何重大事宜向董事會作出報告並提供推薦建議。將對本集團內部監控系統及風險管理的有效性進行年度審查。

於報告期間，本公司亦聘請獨立內部監控顧問審查本集團的內部監控系統及風險管理系統。審查工作涉及所有重大監察方面，包括但不限於財務、營運、合規及風險管理。該顧問已對本集團內部監控系統及風險管理的充分性及有效性進行分析及獨立評估，並已向審核委員會及董事會提交結果及推薦建議。董事會認為，已落實的內部監控措施及風險管理屬充分及有效，可保障股東權益及本集團資產。

#### 董事會授權

一般而言，董事會監督本公司的策略發展，並釐定本集團的目標、策略及政策。董事會亦監察及控制營運及財務表現，並因應本集團的策略目標設定適當風險管理政策。董事會授權管理層執行本集團的策略及日常營運工作。

## CORPORATE GOVERNANCE REPORT (Continued)

### 企業管治報告 (續)

#### Company Secretary

Ms. Jian has been appointed as the company secretary of the Company since February 2019 and is responsible for overseeing all the company secretarial matters of the Group. In the opinion of the Board, Ms. Jian possesses the necessary qualification and experience, and is capable of performing the functions of the company secretary. During the year ended 31 December 2021, Ms. Jian confirmed that she has taken no less than 15 hours of relevant professional training. The Company will provide fund for Ms. Jian to take no less than 15 hours of appropriate professional training in each financial year as required under Rule 3.29 of the Listing Rules.

#### Shareholders' Rights

The general meetings of the Company provide an opportunity for communication between the shareholders and the Board. An AGM of the Company shall be held in each year and at the place as may be determined by the Board. Each general meeting, other than an AGM, shall be called an extraordinary general meeting.

#### Shareholders to Convene an Extraordinary General Meeting

Pursuant to article 64 of the Articles, any one or more shareholders holding at the date of deposit of the requisition not less than one-tenth of the paid up capital of the Company carrying the right of voting at general meetings of the Company shall at all times have the right, by written requisition to the Board or the secretary of the Company, to require an extraordinary general meeting to be called by the Board for the transaction of any business specified in such requisition; and such meeting shall be held within two months after the deposit of such requisition. If within 21 days of such deposit the Board fails to proceed to convene such meeting the requisitionist(s) himself (themselves) may do so in the same manner, and all reasonable expenses incurred by the requisitionist(s) as a result of the failure of the Board shall be reimbursed to the requisitionist(s) by the Company.

#### Putting Enquiries by Shareholders to the Board

Shareholders may send written enquiries to the Company for the attention of the company secretary at the Company's principal place of business in Hong Kong.

#### 公司秘書

自二零一九年二月起，簡女士已獲委任為本公司之公司秘書，並負責監察本集團之一切公司秘書事宜。董事會認為，簡女士具備必要資歷及經驗，並具有履行公司秘書職務的能力。截至二零二一年十二月三十一日止年度，簡女士確認其已參與不少於15小時的相關專業培訓。根據上市規則第3.29條的規定，本公司將於各財政年度為簡女士提供資金，以供其參與不少於15小時的適當專業培訓。

#### 股東權利

本公司的股東大會為股東與董事會提供溝通機會。本公司每年舉行股東週年大會，地點由董事會釐定。股東週年大會以外的各股東大會均稱為股東特別大會。

#### 股東召開股東特別大會

根據細則第64條，本公司任何一名或以上股東（於遞呈要求當日持有有權於股東大會上投票的本公司繳足股本不少於十分之一者）應隨時有權以書面方式向董事會或本公司秘書遞呈要求的方式，述明要求董事會召開股東特別大會以處理要求內訂明的任何事項。該大會須於該項要求遞呈後兩個月內舉行。倘於有關遞呈後21日內，董事會未有召開該大會，則遞呈要求人士可以相同方式召開大會，而本公司須向遞呈要求人士償付所有由遞呈要求人士因董事會未能召開大會而產生的合理開支。

#### 股東向董事會提問

股東可透過本公司的香港主要營業地點向本公司發出書面查詢，並註明收件人為公司秘書。

## CORPORATE GOVERNANCE REPORT (Continued)

### 企業管治報告 (續)

#### Procedures for Putting Forward Proposals by Shareholders at Shareholders' Meetings

Shareholders of the Company are requested to follow article 72 of the Articles for including a resolution at an extraordinary general meeting. The requirements and procedures are set out above in the paragraph headed "Proceedings at general meeting".

Pursuant to article 113 of the Articles, no person other than a Director retiring at the meeting shall, unless recommended by the Directors for election, be eligible for election as a Director at any general meeting unless a notice signed by that person (other than the person to be proposed) duly qualified to attend and vote at the meeting for which such notice is given of his intention to propose such person for election and also a notice signed by the person to be proposed of his willingness to be elected shall have been lodged at the head office or at the registration office of the Company provided that the minimum length of the period, during which such notice(s) are given, shall be at least seven days and that (if then notices are submitted after the despatch of the notice of the general meeting appointed for such election) the period for lodgement of such notice(s) shall commence on the day after the despatch of the notice of the general meeting appointed for such election and end no later than seven days prior to the date of such general meeting.

The procedures for shareholders of the Company to propose a person for election as a Director is posted on the website of the Company. Shareholders of the Company may refer to the above procedures for putting forward any other proposals at general meetings.

#### 股東於股東大會提呈議案的程序

本公司股東向股東特別大會提呈決議案時須遵守細則第72條。規定及程序載於上文「股東大會議事程序」一段。

根據細則第113條，除退任董事外，任何人士如未獲董事推薦參選，均無資格在任何股東大會上獲選出任董事，除非本公司總辦事處或登記處已收到一份由妥為符合資格出席大會並於會上投票的股東（不包括擬獲提議推薦的人士）簽署的通知，其內表明彼擬提議推薦該人士參選董事之職，以及一份由該獲提議推薦人士所簽署表示候選意願的通知，惟作出有關通知的最短期間須至少為七日（如該通知是在為該選舉委任的股東大會通告發出後提交），且提交有關通知的期間須於寄發指定進行選舉的股東大會通知的翌日開始，並在不遲於有關股東大會日期前七日完結。

本公司股東提名某一人士參選董事的程序刊載於本公司網站。本公司股東可參閱上述於股東大會提呈任何其他議案的程序。

## CORPORATE GOVERNANCE REPORT (Continued)

### 企業管治報告 (續)

#### Investors Relations

The Company believes that effective communication with the investors is essential for enhancing investors' knowledge and understanding of the Company. Information of the Company is disseminated to the shareholders in the following manner:

- Delivery of annual and interim results and reports to all shareholders;
- Publication of announcements on the annual and interim results on the website of the Company and Stock Exchange, and issue of other announcements and shareholders' circulars in accordance with the continuing disclosure obligations under the Listing Rules; and
- The general meeting of the Company is also an effective communication channel between the Board and shareholders.

The Company keeps on promoting investor relations and enhancing communication with the existing shareholders and potential investors. It welcomes suggestions from investors, stakeholders and the public. Enquiries to the Board or the Company may be sent by post to the Company's principle place of business in Hong Kong.

#### Dividend Policy

The Company has adopted a Dividend Policy that aims to provide the guidelines for the Board to determine whether dividends are to be declared and paid to the Shareholders and the level of dividend to be paid. Under the Dividend Policy, in deciding whether to propose a dividend and in determining the dividend amount, the Board shall take into account, among others,

- (1) the Group's actual and expected financial performance;
- (2) the Group's expected working capital requirements, capital expenditure requirements and future expansion plans;
- (3) retained earnings and distributable reserves of the Company and each of the members of the Group;
- (4) the Group's liquidity position;

#### 投資者關係

本公司認為，與投資者保持有效的溝通對於增強投資者對本公司的認識及了解至關重要。本公司透過下列方式向股東傳達資料：

- 向全體股東送呈年度及中期業績及報告；
- 根據上市規則的持續披露責任，於本公司及聯交所網站刊登年度及中期業績公告，以及刊發其他公告及股東通函；及
- 本公司股東大會亦為董事會與股東的有效溝通橋樑。

本公司持續促進投資者關係，加強與現有股東及潛在投資者的溝通，同時歡迎各位投資者、利益相關者及公眾的建議。如對董事會或本公司有任何詢問，可郵寄至本公司於香港的主要營業地點。

#### 股息政策

本公司已採納一項股息政策，旨在為董事會確定是否向股東宣派及派付股息以及將予派付的股息水平提供指引。根據股息政策，在決定是否建議派付股息及確定股息金額時，董事會應考慮(其中包括)以下各項：

- (1) 本集團的實際及預期財務表現；
- (2) 本集團的預期營運資金需求、資本支出需求及未來擴充計劃；
- (3) 本公司以及本集團各成員公司的保留盈利及可供分派儲備；
- (4) 本集團的流動資金狀況；

## CORPORATE GOVERNANCE REPORT (Continued)

### 企業管治報告 (續)

- |  |   |
|--|---|
| (5) interest of shareholder;   | (5) 股東利益；                                 |
| (6) taxation consideration;  | (6) 稅收考量；                                 |
| (7) potential effect on creditworthiness;  | (7) 對信譽的潛在影響；                             |
| (8) the general economic conditions and other internal or external factors that may have an impact on the business or financial performance and position of the Group; and | (8) 整體經濟狀況以及可能影響本集團業務或財務表現及狀況的其他內部或外部因素；及 |
| (9) any other factors that the Board deems appropriate.  | (9) 董事會認為適當的任何其他因素。                       |

The declaration and payment of dividends by the Company shall remain to be determined at the sole discretion of the Board and is also subject to any restrictions under the Companies Law of the Cayman Islands, the Listing Rules, the laws of Hong Kong and the Company's Memorandum and Articles of Association and any other applicable laws and regulations. The Company does not have any pre-determined dividend distribution ratio. The Company's dividend distribution record in the past may not be used as a reference or basis to determine the level of dividends that may be declared or paid by the Company in the future.

The Company will continually review the Dividend Policy and reserves the right in its sole and absolute discretion to update, amend and/or modify the Dividend Policy at any time, and the Dividend Policy shall in no way constitute a legally binding commitment by the Company that dividends will be paid in any particular amount and/or in no way obligate the Company to declare a dividend at any time or from time to time.

### Constitutional Documents

On 20 September 2019, the Company has adopted an amended and restated memorandum and articles of association which had been uploaded to the websites of the Company and the Stock Exchange. Save as disclosed above, there had been no significant changes in the constitutional documents of the Company during the year ended 31 December 2021.

本公司是否宣派及派付股息應由董事會全權酌情釐定，亦須遵守開曼群島公司法、上市規則、香港法例及本公司組織章程大綱及細則以及任何其他適用法律及法規的任何限制。本公司並無任何預定股息分派比率。本公司過往的股息分派紀錄不應被用作確定本公司日後可能宣派或派付的股息水平的參考或依據。

本公司將持續檢討股息政策並保留按唯一及絕對酌情權隨時更新、修訂及／或修改股息政策的權利，而股息政策無論如何均不構成本公司作出的關於將會以任何特定金額支付股息的具有法律約束力的承諾，且／或無論如何不為本公司施加於任何時間或不時宣派股息的義務。

### 組織章程文件

於二零一九年九月二十日，本公司已採納經修訂及重述之組織章程大綱及細則，並已上傳至本公司及聯交所網站。除上文所披露者外，本公司的組織章程文件於截至二零二一年十二月三十一日止年度概無任何重大變動。

# ENVIRONMENTAL, SOCIAL AND GOVERNANCE REPORT

## 環境、社會及管治報告

### Scope and Reporting Period

The Board is pleased to present its first Environmental, Social and Governance (“ESG”) report, which highlights its ESG performance from 1 January 2021 to 31 December 2021 (the “Reporting Period”).

This ESG report was prepared with reference to the Environmental, Social and Governance Reporting Guide (the “ESG Reporting Guide”) as described in Appendix 27 of the Listing Rules and Guidance set out by the Stock Exchange.

The Group is engaged in provision of electronic manufacturing service and over 90% of its revenue derived from the PRC market. The scope of this ESG report covers the Group’s business in the PRC, where the Group’s principal operations and manufacturing plant are located (the “Factory”), and its major revenue is derived. The Group’s operations outside the PRC are not included in the scope as they do not have significant environmental and social impacts.

### Reporting Principles

The reporting principles of this ESG report emphasise the following areas:

- **Materiality:** The threshold at which environmental, social and governance issues become sufficiently important to investors and other stakeholders is the core content of this ESG report.
- **Measurability:** The key performance indicators used to assess the effectiveness of ESG policies.
- **Consistency:** Information in this ESG report is consistently presented. If there are any changes in methods or key performance indicators used or other factors affecting a meaningful comparison, these changes will be disclosed in this ESG report.
- **Balance:** The information is presented without the inappropriate use of selections, omissions or other forms of manipulation that would influence a decision or judgment by the reader.

### 範圍及報告期間

董事會欣然提呈其首份環境、社會及管治（「環境、社會及管治」）報告，當中主要介紹二零二一年一月一日至二零二一年十二月三十一日（「報告期間」）的環境、社會及管治表現。

本環境、社會及管治報告乃參照聯交所上市規則與指引附錄27環境、社會及管治報告指引（「環境、社會及管治報告指引」）而編製。

本集團從事提供電子製造服務，而90%以上的收益來自中國市場。本環境、社會及管治報告的範圍涵蓋本集團的中國業務，而中國為本集團主要業務及製造廠房（「工廠」）所在地及主要收益來源地。由於本集團在中國以外的業務營運並無重大環境及社會影響，故未計入報告範圍。

### 報告原則

本環境、社會及管治報告的報告原則著重以下範疇：

- **重要性：**有關環境、社會及管治事宜會對投資者及其他利益相關方產生重要影響之處，是本環境、社會及管治報告的核心內容。
- **可計量：**用作評估環境、社會及管治政策的效益的關鍵績效指標
- **一致性：**本環境、社會及管治報告的資料呈報一致。若所採用方法或關鍵績效指標出現任何變動而影響具有意義的比較時，則該等變動將於本環境、社會及管治報告內披露。
- **平衡：**資料的呈列並無不恰當使用影響讀者決策或判斷的選擇、遺漏或其他形式的操縱。



## ENVIRONMENTAL, SOCIAL AND GOVERNANCE REPORT (Continued)

### 環境、社會及管治報告 (續)

The Group applied the principle of materiality to determine the scope of this ESG report. The scope of this ESG report covers the Group's business and all entities in the PRC. The Group's operations outside the PRC were not included in the scope as they do not have significant environmental and social impacts.

### ESG Governance

The Group strictly follows its established ESG policies, commitments, strategies and objectives in order to ensure a sustainable business development. The structure of ESG governance mainly comprised of two components, namely the board of directors (the "Board") and the management team.

The Board holds the overall responsibility for the Group's ESG strategy and reporting by overseeing the overall governance and progress of the Group's ESG management system, policies, commitments, strategies and objectives.

Management of the Group is responsible for the collection and analysis of ESG data, implementation of appropriate strategies to improve the Group's ESG performance, assessment of whether current ESG policies and improvement measures are effective, compliance with relevant ESG laws and regulations and the reporting of major issues to the Board. To assess the effectiveness of the Group's ESG policies, management sets key performance indicators and compares the indicators of current year with those of prior year. Based on the results of this comparison, ESG reports and the feedback from stakeholders, the Board reviews the progress made by the Group against its ESG-related goals and targets. The relevance of ESG-related goals and targets to the Group's business operations are determined by regular communications with stakeholders.

The data and information in this ESG report are sourced from the relevant documents, reports, statistical data, management and operation information collected by the Group. The Board has reviewed the contents of this ESG report.

本集團應用重要原則以釐定本環境、社會及管治報告的範圍。本環境、社會及管治報告範圍涵蓋本集團業及在中國的所有實體。由於本集團在中國以外的業務對環境及社會無重大影響。故並無納入報告範圍。

### 環境、社會及管治治理

本集團嚴格遵循其既定環境、社會及管治政策、承諾、策略及目標以保障業務可持續發展。環境、社會及管治治理的架構主要由兩個部分—董事會(「董事會」)及管理團隊組成。

董事會透過監督本集團的環境、社會及管治管理系統、政策、承諾、策略及目標方面的整體管治及進展，履行本集團的環境、社會及管治的策略及報告的全面責任。

本集團管理層負責收集及分析環境、社會及管治數據、採取恰當措施加強本集團的環境、社會及管治表現、評估當前的環境、社會及管治政策及改善措施是否有效及遵守環境、社會及管治相關的法律法規，並向董事會呈報重大事宜。為評估本集團的環境、社會及管治政策是否有效，管理層制定關鍵績效指標並將本年度的指標與過往年度進行比較。按照比較的結果、環境、社會及管治報告和持份者的回饋，董事會與環境、社會及管治相關目標及指標來審視本集取得的進展。與環境、社會及管治相關的目標和指標及本集團業務運營的相關性，實由持份者定期溝通而釐定。

本環境、社會及管治報告所載數據及資料來自本集團所收集的相關文件、報告、統計數據、管理及營運資料。董事會已審閱本環境、社會及管治報告的內容。

## ENVIRONMENTAL, SOCIAL AND GOVERNANCE REPORT (Continued)

### 環境、社會及管治報告 (續)

#### ESG Strategies

Key ESG strategies adopted by the Group are set out below:

- Identify material and relevant ESG issues through regular communications with stakeholders
- Perform materiality assessment on the identified ESG issues by considering their potential impact on the environment, society as well as the business operations, financial performance and stakeholders of the Group
- Prioritise the identified ESG issues and design effective strategies to mitigate these issues
- Review the effectiveness of ESG strategies on an annual basis

#### Stakeholder Engagement

The Group fully understands that balancing the expectations and needs of different stakeholders is the focus of corporate sustainable development. Through listening to the interests of our stakeholders, we understand the sustainable development risks and opportunities confronting the Group from different aspects, and develop corresponding policies and implement various environmental, social and governance measures. The Group maintains an open and transparent dialogue with its stakeholders through various channels including meetings, trade exhibitions, surveys, seminars and workshops and reflect their opinions in the report. The data and information in this ESG report are sourced from the relevant documents, reports, statistical data, management and operation information collected by the Group. The Board has reviewed the contents of this ESG report.

#### 環境、社會及管治策略

本集團所採納的主要環境、社會及管治策略載列如下：

- 透過與持份者定期溝通，辨別重大及相關環境、社會及管治事宜
- 對所辨別的環境、社會及管治事宜進行重要評估，方式為考慮彼等對環境、社會以及本集團業務營運、財務表現及持份者的潛在影響
- 排序所辨別的環境、社會及管治事宜，並制定生效策略去緩和該等事宜
- 每年檢討環境、社會及管治策略的效能

#### 利益相關者參與

本集團深諳平衡不同利益相關者的期望和需求是企業可持續發展的重點。透過傾聽利益相關者的訴求，我們從不同方面了解本集團所面對的可持續發展風險及機遇，並制定相應政策及實施多種環境、社會及管治措施。本集團通過多種渠道（包括會議、貿易展覽、調查、研討會及專題討論會）維持與利益相關者的公開及透明談話，並在本報告中反映彼等的意見。本環境、社會及管治報告內的數據及資料源自本集團所收集的相關文件、報告、統計數據、管理及營運資料。董事會已審閱本環境、社會及管治報告的內容。

## ENVIRONMENTAL, SOCIAL AND GOVERNANCE REPORT (Continued)

### 環境、社會及管治報告 (續)

The following table summarises the main expectations and concerns of the key stakeholders identified by the Group, and the corresponding management responses.

下表概述本集團所識別的主要利益相關者的主要期望和所關注的議題以及相應的管理層回應。

| Stakeholders<br>利益相關者                        | Communication Channel<br>溝通渠道  | Management responses/Key Concerns<br>管理層回應／主要議題  |
|--|--|--|
| Governments and regulatory bodies<br>政府及監管機構 | <ul style="list-style-type: none"> <li>Compliance with laws and regulations<br/>遵守法律法規</li> <li>Corresponding government policies<br/>相應政府政策</li> </ul>                      | <ul style="list-style-type: none"> <li>Tax compliance<br/>稅務合規</li> <li>Regulatory compliance<br/>監管合規</li> <li>Business ethics<br/>商業操守</li> </ul>  |
| Shareholders<br>股東                           | <ul style="list-style-type: none"> <li>Financial results<br/>財務業績</li> <li>Corporate report and announcement<br/>企業報告及公告</li> <li>General meeting<br/>股東大會</li> </ul>        | <ul style="list-style-type: none"> <li>Financial performance<br/>財務表現</li> <li>Corporate governance<br/>企業管治</li> <li>Risk management and internal control<br/>風險管理及內部監控</li> </ul>  |
| Employees<br>僱員                              | <ul style="list-style-type: none"> <li>Career development platform<br/>職業發展平台</li> <li>Salary and benefits<br/>薪金與福利</li> <li>Safe working environment<br/>安全工作環境</li> </ul> | <ul style="list-style-type: none"> <li>Promotion mechanism<br/>晉升機制</li> <li>Competitive salary and employee benefits<br/>有競爭力的薪金及僱員福利</li> <li>To provide trainings for employees and strengthen their safety awareness<br/>為僱員提供培訓及提升安全意識</li> </ul> |
| Customers<br>客戶                              | <ul style="list-style-type: none"> <li>Customer compliant mechanism<br/>客戶投訴機制</li> <li>Customer rights and interests protection<br/>客戶權益保護</li> </ul>                       | <ul style="list-style-type: none"> <li>Product liability<br/>產品責任</li> <li>Customer privacy protection<br/>客戶隱私保護</li> </ul>   |
| Suppliers<br>供應商                             | <ul style="list-style-type: none"> <li>Integrity cooperation<br/>真誠合作</li> <li>Business ethics and credibility<br/>商業操守及信譽</li> </ul>  | <ul style="list-style-type: none"> <li>To build a responsible supply chain<br/>建立負責任的供應鏈</li> <li>To perform the contract according to law<br/>依法履行合約</li> </ul>   |
| Community and the public<br>社區與公眾            | <ul style="list-style-type: none"> <li>Environmental protection<br/>環境保護</li> <li>Public donation<br/>社區投入</li> </ul>  | <ul style="list-style-type: none"> <li>Community investment<br/>公益捐贈</li> </ul>  |

## ENVIRONMENTAL, SOCIAL AND GOVERNANCE REPORT (Continued)

### 環境、社會及管治報告 (續)

#### Materiality Assessment

With reference to the scopes as required under the ESG Reporting Guide and taking into consideration of the Group's business operations, the Group identified the following environmental, social and operating issues that are material and relevant to the Group's business operations during the year ended 31 December 2021. If the Group does not implement effective strategies to monitor and solve these issues, these issues may affect the Group's financial condition or operating performance. Further, the Group made a materiality assessment on these environmental, social and operating issues by conducting interviews with its stakeholders.

#### 重要性評估

經參考環境、社會及管治報告指引所規定的範圍，以及經考慮本集團業務營運後，截至二零二一年十二月三十一日止年度，本集團已識別以下與本集團業務營運相關的重大環境、社會及營運問題。倘本集團未實施有效策略監控及解決相關問題，則相關問題可能會影響本集團的財務狀況或經營業績。此外，本集團透過與利益相關者進行訪談對相關環境、社會及營運問題進行重要性評估。

| Environmental issues<br>環境問題   | Social issues<br>社會問題                 | Operating issues<br>營運問題     |
|--|---------------------------------------|------------------------------|
| 1. Greenhouse gas emissions  | 8. Local community engagement         | 15. Economic value generated |
| 2. Energy consumption  | 9. Community investment               | 16. Corporate governance     |
| 3. Water consumption   | 10. Occupational health and safety    | 17. Anti-corruption          |
| 4. Waste   | 11. Labour standards in supply chain  | 18. Supply chain management  |
| 5. Saving energy measures  | 12. Training and development          | 19. Customer satisfaction    |
| 6. Use of raw materials and packaging materials                              | 13. Employee welfare                  | 20. Customer privacy         |
| 7. Compliance with laws and regulations relating to environmental protection | 14. Inclusion and equal opportunities |                              |
| 1. 溫室氣體排放  | 8. 當地社區參與                             | 15. 所產生經濟價值                  |
| 2. 能源消耗  | 9. 社區投資                               | 16. 企業管治                     |
| 3. 耗水  | 10. 職業健康與安全                           | 17. 反貪污                      |
| 4. 廢棄物   | 11. 供應鏈勞工標準                           | 18. 供應鏈管理                    |
| 5. 節能措施  | 12. 培訓及發展                             | 19. 客戶滿意度                    |
| 6. 使用原材料及包裝物料  | 13. 僱員福利                              | 20. 客戶私隱                     |
| 7. 遵守環境保護相關法律法規  | 14. 共融及平等機會                           |                              |

## ENVIRONMENTAL, SOCIAL AND GOVERNANCE REPORT (Continued)

### 環境、社會及管治報告 (續)

The Group prioritised the above-mentioned environmental, social and operating issues in terms of their importance to the Group's stakeholders and business operations.

本集團已優先考慮上述環境、社會及營運問題對本集團利益相關者及業務運營的重要性。

#### Importance to the Group's stakeholders and business operations

##### 對本集團利益相關者及業務運營的重要性

#### ESG risks

##### 環境、社會及管治風險

|        |   |   |
|--------|---|---|
| High   | 高 | 1, 2, 3, 4, 5, 6, 7, 14, 15, 16, 17, 18, 19, 20 |
| Medium | 中 | 10, 11, 12, 13                                  |
| Low    | 低 | 8, 9  |

Based on the results of the Group's materiality assessment, the Group would formulate and implement appropriate strategies to monitor and solve the identified issues and to achieve sustainable business development.

根據本集團的重要性評估結果，本集團將制定及實施適當策略以監測及解決已發現的問題並實現可持續業務發展。

### Contact us

The Group welcomes stakeholders to provide their opinions and suggestions. You can provide valuable advice in respect of this Report or the Group's performances in sustainable development to our principal place of business.

### 聯絡我們

本集團歡迎持者提供意見及建議。閣下可就本報告或本集團可持續發展的表現，到本公司主要營業地點提供寶貴意見。

## ENVIRONMENTAL, SOCIAL AND GOVERNANCE REPORT (Continued)

### 環境、社會及管治報告 (續)

#### A. Environment

The Group acknowledges its responsibility to protect the environment and it has implemented policies to reduce emissions and improve the efficiency in the use of resources. In addition, we regularly hold training activities to raise employees' awareness of environmental protection. The contents of training include environmental pollution and management conditions of the company, environmental policies and guidelines, environmental laws and regulations and other requirements, the company's environmental factors and management systems, and energy conservation and emission reduction.

The Group's operations are subject to certain environmental requirements pursuant to the laws in the PRC, such as the Environmental Protection Law of the PRC (中華人民共和國環境保護法), the Law of the PRC on Environmental Impact Assessment (中華人民共和國環境影響評價法), the Law of the PRC on the Prevention and Control of Water Pollution (中華人民共和國水污染防治法), the Law of the PRC on the Prevention and Control of Atmospheric Pollution (中華人民共和國大氣污染防治法), the Law of the PRC on the Prevention and Control of Pollution From Environmental Noise (中華人民共和國環境噪聲污染防治法) and the Law of the PRC on the Prevention and Control of Environmental Pollution by Solid Waste (中華人民共和國固體廢物污染環境防治法).

These laws and regulations govern a broad range of environmental matters, including air pollution, noise emissions and water and waste discharge. The Group's business operations in the PRC should comply with laws and regulations concerning the environment protection.

During the year ended 31 December 2021 and 2020, the Group did not record any non-compliance with applicable environmental requirements that resulted in prosecution, penalty, administrative fine or sanction being imposed against the Group.

#### A. 環境

本集團深知保護環境的責任，並落實政策以便在使用資源過程中減排提效。此外，我們定期舉辦培訓活動，以提高僱員的環保意識。培訓內容包括公司環境污染及管理現狀、環境政策及方針、環保法律法規及其他要求、公司的各項環境因素及管理制度以及節能減排舉措。

本集團的業務營運須遵守中國法律的若干環保規定，例如《中華人民共和國環境保護法》、《中華人民共和國環境影響評價法》、《中華人民共和國水污染防治法》、《中華人民共和國大氣污染防治法》、《中華人民共和國環境噪聲污染防治法》及《中華人民共和國固體廢物污染環境防治法》。

該等法律及法規監管各類環境事項，包括空氣污染、噪聲污染以及排水及排廢。本集團在中國的業務營運應遵守環保相關法律及法規。

截至二零二一年及二零二零年十二月三十一日止年度，本集團並無發生任何因不遵守適用環保規定而遭受控訴、處罰、行政罰款或制裁的情況。

## ENVIRONMENTAL, SOCIAL AND GOVERNANCE REPORT (Continued)

### 環境、社會及管治報告 (續)

#### A.1 Emissions

In order to comply with the applicable environmental protection laws, the Group has implemented environmental protection policies, reducing air and water pollution, paper consumption, and electricity consumption. During the year ended 31 December 2021, sources of the Group's emissions mainly included consumption of petrol and electricity consumption.

##### (i) Air pollutant emissions

During the year ended 31 December 2021, air pollutant emissions were mainly related to petrol consumption for the use of the Group's self-owned vehicles, which contributed to the emission of 296.73 kg (2020: 240.50 kg) of nitrogen oxides (NOx), 0.39 kg (2020: 0.32 kg) of sulphur oxides (SOx) and 28.45 kg (2020: 23.06 kg) of respiratory suspended particles (PM).

##### (ii) Greenhouse gas emissions

#### A.1 排放

為遵守適用環保法律，本集團已實施環保政策以減少空氣及水污染、紙張消耗以及耗電量。截至二零二一年十二月三十一日止年度，本集團排放物的來源主要包括汽油消耗及電力消耗。

##### (i) 空氣污染物排放

截至二零二一年十二月三十一日止年度，空氣污染物的排放源主要與使用本集團自有汽車所消耗的汽油有關，導致排放氮氧化物(NOx) 296.73 千克(二零二零年：240.50 千克)、硫化物(SOx) 0.39 千克(二零二零年：0.32 千克)及可吸入懸浮顆粒(PM)28.45 千克(二零二零年：23.06 千克)。

##### (ii) 溫室氣體排放

Year ended 31 December  
截至十二月三十一日止年度

|  |                 | 2021<br>二零二一年  | 2020<br>二零二零年 |
|--|-----------------|--|---------------|
|  |                 | Emission (in tCO <sub>2</sub> e)<br>排放量<br>(噸二氧化碳當量) |               |
| <b>Scope of greenhouse gas emissions</b> | <b>溫室氣體排放範圍</b> |  |               |
| <b>Scope 1 Direct emission</b>           | <b>範圍1 直接排放</b> |  |               |
| Combustion of petrol for mobile vehicles | 汽車汽油燃燒          | 64.9   | 52.6          |
| <b>Scope 2 Indirect emission</b>         | <b>範圍2 間接排放</b> |  |               |
| Purchased electricity                    | 外購電力            | 522.5  | 431.8         |
| <b>Total</b>                             | <b>總計</b>       | <b>587.4</b>   | <b>484.4</b>  |

Note:

- (1) Emission factors were made by reference to Appendix 27 of the Main Board Listing Rules and their referred documentation as set out by the Stock Exchange, unless stated otherwise.

附註：

- (1) 除非另有指明，否則排放系數為參考聯交所主板上市規則附錄27及其參考文件而作出。

## ENVIRONMENTAL, SOCIAL AND GOVERNANCE REPORT (Continued)

### 環境、社會及管治報告 (續)

During the year ended 31 December 2021, the Group's activities contributed to 587.4 tonnes (2020: 484.4 tonnes) (0.01 tCO<sub>2</sub>/m<sup>2</sup>) of carbon dioxide equivalent (carbon dioxide, methane, nitrous oxide and hydrofluorocarbons) emission. Details of the Group's measures to reduce the consumption of resources and the related emissions are set out below. As a result of these measures, the employees' awareness of reducing the consumption of resources and the related emissions has been increased. Same as the previous years, the Group did not receive any complaints or warnings on greenhouse gas emissions during the year ended 31 December 2021, and targets to achieve the same performance in 2022.

#### *Petrol consumption*

During the year ended 31 December 2021, the Group's motor vehicles travelled approximately 184,583 km (2020: 136,344 km), which consumed 28,099 litres (2020: 22,775 litres) of petrol and contributed to 64.7 tonnes (2020: 52.6 tonnes) of carbon dioxide equivalent emissions. To reduce the emissions arising from petrol consumption, the Group encourages its employees to use public transport when they attend business activities. For business activities that take place within walking distance, the Group encourages its employees to walk or cycle to the destination. The Group targets that its petrol consumption in 2022 will not exceed the level consumed during the year ended 31 December 2021.

#### *Electricity consumption*

During the year ended 31 December 2021, the Group consumed 649,636 kWh (2020: 536,889 kWh) of electricity (1,003 kWh (2020: 795 kWh) per employee) in connection with its daily business operations, which contributed to 522.6 tonnes (2020: 431.9 tonnes) of carbon dioxide equivalent emissions. To reduce the emissions arising from electricity consumption, the Group encourages its employees to switch off the lights and other electricity appliances when they leave the office and production premises. The Group targets that its electricity consumption in 2022 will not exceed the level consumed during the year ended 31 December 2021.

截至二零二一年十二月三十一日止年度，本集團的活動產生排放物(二氧化碳、甲烷、一氧化二氮及氫氟碳化物) 587.4噸(二零二零年：484.4噸)(0.01噸二氧化碳當量/平方米)二氧化碳當量。本集團為減少資源消耗及相關排放而採取的措施詳情載列如下。由於該等措施的實施，僱員減少資源消耗及相關排放量的意識有所提高。與往年一樣，本集團在截至二零二一年十二月三十一日止年度並無接獲有關溫室氣體排放的任何投訴或警告，並定下目標於二零二二年達成同樣表現。

#### *汽油消耗*

截至二零二一年十二月三十一日止年度，本集團的機動車行駛約184,583公里(二零二零年：136,344公里)，消耗28,099升(二零二零年：22,775升)汽油並產生排放物64.7噸(二零二零年：52.6噸)二氧化碳當量。為減少汽油消耗產生的排放物，本集團鼓勵僱員選乘公共交通參加業務活動。對於步行範圍內的業務活動而言，本集團鼓勵僱員步行或騎車前往目的地。本集團定下目標，於二零二二年的汽油消耗不會超逾截至二零二一年十二月三十一日止年度的消耗水平。

#### *電力消耗*

截至二零二一年十二月三十一日止年度，本集團的日常業務營運消耗電力649,636千瓦時(二零二零年：536,889千瓦時)(每名僱員1,003千瓦時(二零二零年：795千瓦時))，產生排放物522.6噸(二零二零年：431.9噸)二氧化碳當量。為減少用電產生的排放物，本集團鼓勵僱員在離開辦公室及生產場所時關閉電燈及其他用電設備。本集團定下目標，於二零二二年的電力消耗不會超逾截至二零二一年十二月三十一日止年度的消耗水平。



## ENVIRONMENTAL, SOCIAL AND GOVERNANCE REPORT (Continued)

### 環境、社會及管治報告 (續)

#### (iii) Hazardous waste

During the year ended 31 December 2021, the Group generated nil hazardous waste. The Group has engaged a qualified waste collector to control the generation of hazardous waste. The Group will strive to maintain generation of hazardous waste through upgrading technologies whenever possible. Same as the previous years, the Group did not receive any complaints or warnings on disposal of its hazardous waste during the year ended 31 December 2021, and targets to achieve the same performance in 2022.

#### (iv) Non-hazardous waste

During the year ended 31 December 2021, the Group generated a total of 10.1 tonnes (2020: 9.6 tonnes) of non-hazardous waste (0.01 tonnes (2020: 0.01 tonnes) per employee). The major non-hazardous waste generated by the Group were packaging materials, metal scraps, paper waste, and sawdust, will be collected and weighed before being recycled or sold to recycling company. The Group regularly reminds its employees to use resources efficiently and try to avoid the generation of waste. As a result, the employees' awareness of waste management has been increased. Same as the previous two years, the Group did not receive any complaints or warnings on disposal of its non-hazardous waste during the year ended 31 December 2021, and targets to achieve the same performance in 2022.

#### (iii) 有害廢棄物

截至二零二一年十二月三十一日止年度，本集團並無產生有害廢棄物。本集團已聘請合資格垃圾清潔工控制危險廢物的產生。本集團將通過盡可能升級技術來控制有害廢物的產生。與往年一樣，本集團在截至二零二一年十二月三十一日止年度並無接獲扔棄有害廢棄物的任何投訴或警告，並定下目標於二零二二年達成同樣表現。

#### (iv) 無害廢棄物

截至二零二一年十二月三十一日止年度，本集團共產生10.1噸(二零二零年：9.6噸)無害廢棄物(每名僱員0.01噸(二零二零年：0.01噸))。本集團所產生的主要無害廢棄物為包裝材料、金屬廢料、廢紙及木屑，將會在收集及稱重後回收或出售予回收公司。本集團定期提醒僱員有效利用資源，盡量避免產生廢棄物。因此，僱員對廢棄物管理的意識有所提高。與前兩年一樣，本集團在截至二零二一年十二月三十一日止年度並無接獲扔棄無害廢棄物的任何投訴或警告，並定下目標於二零二二年達成同樣表現。

## ENVIRONMENTAL, SOCIAL AND GOVERNANCE REPORT (Continued)

### 環境、社會及管治報告 (續)

#### (v) Water consumption

During the year ended 31 December 2021, the Group consumed 58,973 m<sup>3</sup> (2020: 42,400 m<sup>3</sup>) of water (91.0 m<sup>3</sup> (2020: 62.8 m<sup>3</sup>) per employee) in connection with its daily business operations. To reduce the emissions arising from water usage, the Group encourages its employees to conserve water and remember to turn off the water tap after use. As a result, the employees has increased their awareness to consume water usage. During the year ended 31 December 2021, the Group did not encounter any problems in sourcing water that is fit for purpose. Further, the Group did not consume a significant amount of water that was and disproportional to the scale of its business operations. The Group targets that its water consumption in 2022 will not exceed the level consumed during the year ended 31 December 2020.

#### A.2 Use of resources

Reducing consumption of resources and enhancing utilisation efficiency are the Group's principles in minimising adverse impact on the environment and natural resources that may be caused by its business operations. The Group has adopted a set of guidelines to achieve efficient use of energy, water and other resources for long-term sustainability.

During the year ended 31 December 2021, the Group's business activities did not cause significant adverse impact on the environment and natural resources. The Group's total consumption of electricity, water and packaging materials during the year ended 31 December 2021 together with the relevant conservation measures adopted by the Group are detailed in the section headed "A.1 Emissions" above.

#### (v) 水消耗

截至二零二一年十二月三十一日止年度，本集團的日常業務營運用水58,973立方米(二零二零年：42,400立方米)(每名僱員91.0立方米(二零二零年：62.8立方米))。為減少用水產生的排放物，本集團鼓勵僱員節約用水及於使用後謹記關閉水龍頭。因此，僱員用水意識有所提高。截至二零二一年十二月三十一日止年度，本集團在採購適用水源方面並無任何問題。此外，本集團所消耗的水量與其業務規模相稱。本集團定下目標，於二零二年的水消耗不會超逾截至二零二零年十二月三十一日止年度的消耗水平。

#### A.2 資源使用

減少資源消耗及提高利用效率為本集團的原則，以儘量減少其業務營運可能對環境及自然資源造成的不利影響。本集團採用了一套準則來實現能源、水及其他資源的有效利用，以實現長期的可持續性。

截至二零二一年十二月三十一日止年度，本集團的業務活動並無導致對環境及自然資源有重大不利影響。本集團於截至二零二一年十二月三十一日止年度的電、水及包裝材料消耗總量，連同本集團所採取的相關節約措施，均已於上文「A.1 排放」一節詳述。

## ENVIRONMENTAL, SOCIAL AND GOVERNANCE REPORT (Continued)

### 環境、社會及管治報告 (續)

To further improve the use of resources, the Group takes the following actions on an ongoing basis:

為進一步改善資源使用，本集團會持續採取以下行動：

| Item<br>項目                           | Measures<br>措施  |
|--------------------------------------|---|
| Electricity saving<br>節省電力           | <ol style="list-style-type: none"><li>(1) Minimize use of air conditioners by maintaining a minimum air conditioning temperature of 26° C in the office area<br/>通過辦公室區域保持最低空調溫度26度以最大程度減少空調使用</li><li>(2) Reduce the lighting time by turning off all lighting equipment before leaving office<br/>離開辦公室前關閉所有照明設備，以減少照明時間</li><li>(3) Turn off the power of all devices before leaving office to reduce the standby time of such devices<br/>離開辦公室前關閉所有設備的電源，以減少該等設備的待機時間</li></ol>  |
| Water saving<br>節省用水                 | <ol style="list-style-type: none"><li>(1) Turn off the faucet immediately after washing hands<br/>洗手後立即關閉水龍頭</li><li>(2) Improve daily maintenance of water and heating pipelines to prevent leakage of water<br/>改善供水和供熱管道的日常維護，以防止漏水</li><li>(3) Use recycled water for the spray-work painting booth located within the Factory<br/>工廠內的噴漆房使用再生水</li></ol>   |
| Vehicle management<br>車輛管理           | <ol style="list-style-type: none"><li>(1) Turn off air-conditioning and engine of vehicles when parked for a long period to reduce oil consumption<br/>長時間停車時關閉車輛的空調和發動機以減少油耗</li><li>(2) Formulate maintenance plans and regularly inspect vehicles<br/>制定維修計劃並定期檢查車輛</li></ol>  |
| Office supplies management<br>辦公用品管理 | <ol style="list-style-type: none"><li>(1) Use recycled paper<br/>使用回收紙張</li><li>(2) Use double-sided paper<br/>採用雙面打印</li><li>(3) Promote paperless office by using electronic communications to reduce paper<br/>通過電子通信減少紙張使用量，促進無紙化辦公</li><li>(4) Encourage personal use of drinking cups for less use of disposable cups<br/>鼓勵使用個人水杯，減少一次性水杯的使用</li><li>(5) Improve the purchase and distribution policies of office supplies by prioritizing use of energy-saving and environmental products.<br/>通過優先使用節能環保產品改善辦公用品的購買及分配政策</li></ol> |

As a result, the Group's employees are more aware of the importance of using resources efficiently.

因此，本集團僱員更了解有效利用資源的重要性。

## ENVIRONMENTAL, SOCIAL AND GOVERNANCE REPORT (Continued)

### 環境、社會及管治報告 (續)

#### A.3 The environment and natural resources

During the year ended 31 December 2021, the Group's business activities did not cause significant adverse impact on the environment and natural resources. To further improve the use of resources, the Group takes the following actions on an ongoing basis:

- keep track of its consumption level of resources;
- review the effectiveness of its conservation measures; and
- design improvement measures

As a result, the Group's employees are more aware of the importance of using resources efficiently.

#### A.4 Climate change

The Group manages the climate change risk with reference to the recommendations of the Task Force on Climate-related Financial Disclosures (TCFD), which are structured around four core elements: Governance, Strategy, Risk Management and Metrics and Targets. The Board oversees the governance and reporting of the Group's climate change risk. Management of the Group regularly monitors and identifies climate change risk that is relevant to the Group's business operations. Strategies will be implemented on a timely manner to mitigate such risk.

During the year ended 31 December 2021, the Group identified the following climate-related risks that may have material impacts on the Group's business operations:

#### A.3 環境及自然資源

截至二零二一年十二月三十一日止年度，本集團的業務活動並無對環境及自然資源造成重大不利影響。為進一步改善資源的運用，本集團持續採取以下行動：

- 追蹤資源消耗水平；
- 檢討保護措施的有效性；及
- 設計改善措施

因此，本集團的僱員更加意識到有效利用資源的重要性。

#### A.4 氣候變化

本集團處理氣候變化風險時，參考氣候相關財務披露工作小組(TCFD)的建議。建議圍繞四個核心要素：管治、戰略、風險管理以及指標和目標。董事會監督本集團的氣候變化風險的管治和報告。本集團管理層定期監測和識別與本集團業務營運相關的氣候變化風險，並會及時實行策略，減輕此類風險。

在截至二零二一年十二月三十一日止年度內，本集團物色以下可能對本集團的業務營運產生重大影響的氣候相關風險：

## ENVIRONMENTAL, SOCIAL AND GOVERNANCE REPORT (Continued)

### 環境、社會及管治報告 (續)

#### Physical risks

The increased frequency and severity of extreme weather such as typhoons, storms and heavy rains can disrupt the Group's operations by damaging the power grid, and communication infrastructures, and injuring its employees during their work, leading to reduced capacity and decreased in productivity, or expose the Group to risks associated with non-performance and delayed performance. To minimise the potential risks and hazards, the Group has flexible working arrangements and precautionary measures during bad or extreme weather conditions.

#### Transition risks

The Group anticipates that there will be more stringent climate legislations and regulations to support the global vision of carbon neutrality. We acknowledge the requirements to enhance the climate-related information disclosures as a result of the recent update of the ESG Reporting Guide in respect to significant climate-related impact disclosures of an issuer. Stricter environmental laws and regulations may expose enterprises to higher risks of claims and lawsuits. Corporate reputation may also be adversely affected by the failure to meet the compliance requirements for climate change. The Group's related capital investment and compliance costs may increase. In response to the policy and legal risks as well as the reputation risks, the Group regularly monitors existing and emerging trends, policies and regulations relevant to climate and be prepared to alert the Board where necessary to avoid cost increments, penalties for non-compliance and/or reputational risks due to delayed response.

#### 物理風險

颱風、風暴和暴雨等極端天氣發生的頻率和嚴重程度日增，可能會破壞電網和通訊基建，擾亂本集團的運營，並使僱員在工作中受傷，導致產能下降和生產力降低，或使本集團面臨未能履行和延遲履行的相關風險。為了儘量減少潛在風險和危險，本集團在惡劣或極端天氣條件下，設有靈活的工作安排和預防措施。

#### 過度風險

本集團預計將有更嚴格的氣候立法和法規，用來支援碳中和的全球願景。我們得悉最近環境社會及管治報告指引內，有關發行人重大氣候相關影響披露方面有所更新，要求加強氣候相關資料的披露。環境法律和法規嚴謹，可能令企業面臨更高的索賠和訴訟風險。企業名聲亦可能因未能達到氣候變化的合規要求而受到不利影響。本集團的相關資本投資和合規成本可能增加。為了應對政策和法律風險以及聲譽風險，本集團定期注視與氣候有關的現有和新出現趨勢、政策和法規，並作好準備於必要時提醒董事會，以免出現成本遞增、不合規的處罰及／或因延遲回應引致的聲譽風險。

## ENVIRONMENTAL, SOCIAL AND GOVERNANCE REPORT (Continued)

### 環境、社會及管治報告 (續)

## B. Social

### B.1 Employment and labour practices

#### (i) Employment

##### Total employees and turnover

The Group had a total number of 648 (2020: 675) full-time employees mainly located in China as at 31 December 2021. During the year ended 31 December 2021, the Group closely monitored the number of employees that were required to run its business operations.

Set forth below are the distribution of the Group's employees as at 31 December 2021 and 2020 by gender and age group:

As at 31 December 2021:

## B. 社會

### B.1 僱傭及勞工常規

#### (i) 僱傭

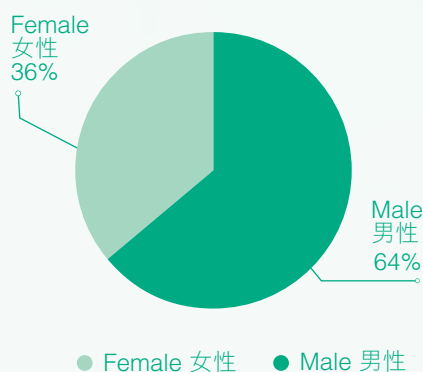
##### 僱員總數及流失率

於二零二一年十二月三十一日，本集團合共有648(二零二零年：675)名全職僱員，主要身處中國。截至二零二一年十二月三十一日止年度，本集團密切監察營運業務所需的僱員人數。

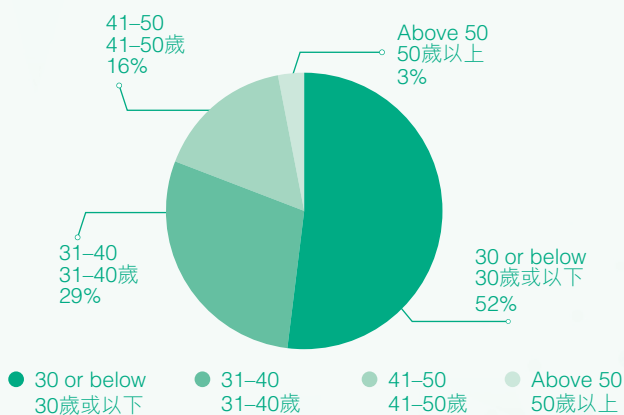
本集團僱員於二零二一年及二零二零年十二月三十一日按性別及年齡劃分的分佈情況載列如下：

於二零二一年十二月三十一日：

Distribution of employees by gender  
按性別劃分的僱員分佈情況



Distribution of employees by age group  
按年齡段劃分的僱員分佈情況



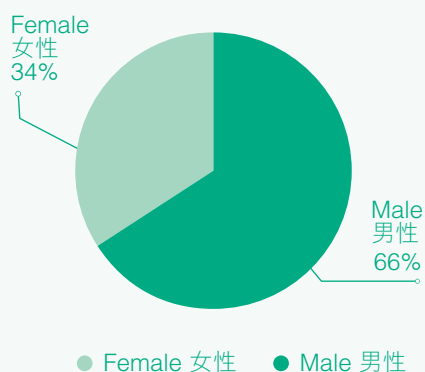
# ENVIRONMENTAL, SOCIAL AND GOVERNANCE REPORT (Continued)

## 環境、社會及管治報告 (續)

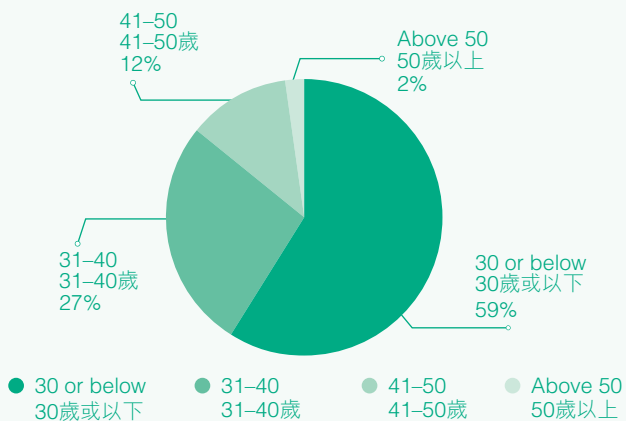
As at 31 December 2020:

於二零二零年十二月三十一日：

### Distribution of employees by gender 按性別劃分的僱員分佈情況



### Distribution of employees by age group 按年齡段劃分的僱員分佈情況



## ENVIRONMENTAL, SOCIAL AND GOVERNANCE REPORT (Continued)

### 環境、社會及管治報告 (續)

According to the “Anti-Discrimination Policy” of the Factory, the expertise of job applicants will determine their employment status. The remuneration, bonus, allowances and other forms of subsidies payable by the Factory to our employees are subject to their work performance, expertise, and competence, regardless of their sex, race, religious beliefs, age, disability, sexual orientation, nationality, political views, social status, social and racial backgrounds, and other factors. The “Anti-Discrimination Policy” also protects the rights and interests of female employees, under which, marriage or pregnancy discrimination is not permitted for employment of women, and therefore no pregnancy test shall be performed on any female job applicant. The Factory shall make proper arrangements to prevent the well-being of pregnant women from being affected by work. In case that the management or external service providers are in violation of the “Anti-Discrimination Policy”, they shall be subject to penalties. Our employees may lodge complaints with our administrative department via a complaint hotline or the suggestion box, and the administrative department will conduct a regular review each week, launch investigation, and address any violation if identified. During the Reporting Period, the Group did not identify any complaint case from our employees. During the Reporting Period, the Group did not identify any complaint case from our employees.

Set forth below is the Group’s employee turnover rate by gender and age group:

| Category<br>類別      |                | 2021<br>二零二一年 | 2020<br>二零二零年 |
|---------------------|----------------|---------------|---------------|
| <b>By gender</b>    | <b>按性別劃分</b>   |               |               |
| Male                | 男              | 133%          | 126%          |
| Female              | 女              | 118%          | 126%          |
| <b>By age group</b> | <b>按年齡組別劃分</b> |               |               |
| 30 or below         | 30歲或以下         | 191%          | 173%          |
| 31–40               | 31–40歲         | 79%           | 77%           |
| 41–50               | 41–50歲         | 27%           | 26%           |
| 51 or above         | 51歲或以上         | 36%           | 27%           |

根據工廠的「禁止歧視政策」，應聘者的專長決定其僱傭狀況。工廠支付予僱員的薪酬、花紅、津貼及其他形式的補助均取決於僱員的工作表現、技能及能力，而不論性別、種族、宗教信仰、年齡、殘疾、性取向、國籍、政治觀點、社會地位、社會和種族背景等其他因素。「禁止歧視政策」亦保護女性僱員權益，規定不得禁止或阻止僱用已婚或懷孕女性，不得對應聘者進行孕檢。工廠應為孕婦作合理安排，避免安排孕婦從事影響健康的工作。若管理人員或外部服務人員違反「禁止歧視政策」，需接受處分。僱員亦可透過投訴熱線或意見箱向行政部申訴，行政部每週定期檢閱，展開調查並在發現任何違規情況時處理。於報告期間，本集團並無任何僱員申訴案例。

以下為本集團按性別及年齡組別劃分的僱員流失率：



## ENVIRONMENTAL, SOCIAL AND GOVERNANCE REPORT (Continued)

### 環境、社會及管治報告 (續)

During the Reporting Period, the Group understood that the turnover rate remained high. In the future, we will step up the implementation of measures to lower the employee turnover rate, including reviewing the remuneration packages within the industry, improving the respective treatment and talent development mechanism, and providing more training and assisting our employees in preparing their career plan. In addition, we will commit ourselves to improving the management mechanism of the Group, while cultivating the teamwork culture.

During the Reporting Period, the Group did not identify any non-compliance case related to employment.

#### *Employee benefits and welfare*

The Group enters into employment contracts with its employees and the employment contract terms were stipulated under the principles of fairness, voluntarism, mutual consent, integrity and credibility. The remuneration package offered to employees includes salary, bonuses and other subsidies. In general, the remuneration package is based on each employee's qualifications, position, seniority and work performance. The Group carries out an annual review system to assess the performance of its employees, which forms the basis of decisions with respect to salary raises, bonuses and promotions.

During the year ended 31 December 2021, the Group maintains social insurance for its employees pursuant to the applicable PRC laws and regulations by making contributions to the mandatory social insurance and housing provident funds which provide basic retirement, medical, work-related injury, maternity and unemployment benefits.

本集團了解報告期間的流失率依然較高，未來將加強實行降低僱員流失率的措施，包括檢視行業的薪資待遇、提高相應待遇及完善人才培養機制及提供更多培訓及幫助僱員制定職業生涯規劃。此外，我們將致力於改善本集團管理機制，培育團隊精神。

於報告期間，本集團並無發現任何與僱傭相關的違規個案。

#### *僱員待遇及福利*

本集團與僱員訂立僱傭合約，僱傭合約的條款乃按公平、自願、雙方同意、誠信及信譽的原則訂定。向僱員提供的薪酬待遇包括薪資、花紅和其他補貼。一般而言，薪酬待遇乃基於每位僱員的資質、職位、資歷及工作表現而釐定。本集團實施年檢制度，評估僱員的表現，評估結果為加薪、花紅及晉升決策的依據。

截至二零二一年十二月三十一日止年度，本集團根據適用中國法律及法規向強制性社保及住房公積金供款，以為僱員投購社保，提供基本的退休、醫療、工傷、生育及失業福利。

## ENVIRONMENTAL, SOCIAL AND GOVERNANCE REPORT (Continued)

### 環境、社會及管治報告 (續)

During the year ended 31 December 2021, the Group complies with the Labour Law of the PRC and did not experience any significant disputes with its employees or any disruption to business operations due to labour disputes. In addition, the Group did not experience any difficulties in the recruitment and retention of experienced core staff or skilled personnel.

#### *Labour standards*

During the year ended 31 December 2021, there was no child labour nor forced labour working in the Group. The job application requirement specifies that job applicants must be at least 18 years old. To ensure that job applicants can meet the age requirement, identities of job applicants are verified against their valid identity documents, relevant permits and certificates.

The human resources department is required to carry out background checks to authenticate information provided by job applicants and is required to fill in forms that confirm hired employees have met the age requirement. If child labour or forced labour is discovered, such matter will be reported to the human resources department and senior management. The Group will enhance the relevant internal controls to eliminate such matter. No material non-compliance in relation to laws and regulations regarding prevention of child and forced labour was recorded during the year ended 31 December 2021.

#### *Equal opportunity*

The Group provides equal opportunities for employees in respect of recruitment, job advancement, training and development, etc. Employees are not discriminated against or deprived of such opportunities on the basis of race, nationality, religion, physical condition, disability, gender, pregnancy, sexual orientation, political status, age and any other discrimination prohibited by applicable law. Employees shall not act in discriminatory manner or they can be subject to disciplinary actions.

截至二零二一年十二月三十一日止年度，本集團遵守中華人民共和國勞動法，並無與僱員產生任何重大糾紛，亦無因勞動糾紛而產生任何業務營運中斷。此外，本集團在招聘及挽留有經驗核心僱員或熟練人員方面並無遇到任何困難。

#### *勞工標準*

在截至二零二一年十二月三十一日止年度，本集團內並無童工或強迫勞動情況。工作申請要求定明，求職者必須至少年滿18歲。為確保求職者能夠達到年齡要求，求職者身份將根據其有效身份文件、相關許可證和證書進行核實。

人力資源部需作背景調查，驗證求職者提供的資料，並需填寫表格，確認所僱用的員工符合年齡規定。如果發現童工或強迫勞動問題，將會向人力資源部及高級管理層報告。本集團將加強相關內部監控，杜絕有關事宜。截至二零二一年十二月三十一日止年度，本公司並沒有關防止童工和強迫勞動的法律法規方面出現重大違規行為的記錄。

#### *平等機會*

本集團在招聘、晉升、培訓及發展等方面為僱員提供平等機會。僱員不會因種族、國籍、宗教、身體條件、殘疾、性別、妊娠、性取向、政治面貌、年齡及適用法律禁止的任何其他歧視而就該等機會遭受歧視或被剝奪該等機會。僱員不得歧視他人，否則可能會受到紀律處分。

## ENVIRONMENTAL, SOCIAL AND GOVERNANCE REPORT (Continued)

### 環境、社會及管治報告 (續)

#### (ii) Employee relations

The Directors consider that it is important to maintain good relationship with employees. The Group maintains regular communications with its employees by arranging gatherings, celebration activities and trainings. Through these activities, the Group would collect feedback from its employees on job satisfactions and their expectations on the Group and would implement appropriate strategies to improve the work environment and its relationship with the employees.

#### (iii) Employee health and safety

The Group places emphasis on occupational health and work safety. It provides a safe working environment and training sessions for its employees to ensure that they can work safely. It has also implemented a system of recording and handling accidents. Further, the Group also has dedicated personnel responsible for administering the internal worker safety policies, providing relevant training and education, and conducting regular inspections. During the year ended 31 December 2021, the Group had not experienced any material safety accidents or been penalised for any non-compliance relating to work safety laws and regulations.

#### (ii) 僱員關係

董事認為，與僱員維持良好關係十分重要。本集團通過安排聚會、慶祝活動及培訓定期與僱員溝通。藉助該等活動，本集團可聽取僱員在工作滿意度及對本集團的期望方面收集反饋意見，並實施適當策略改善工作環境及與僱員的關係。

#### (iii) 僱員健康與安全

本集團注重職業健康及工作安全，為僱員提供安全的工作環境和培訓課程，確保彼等可安全工作，亦實施記錄及處理事故系統。此外，本集團亦擁有專職人員負責管理內部僱員安全政策，提供相關的培訓和教育，並進行定期檢查。截至二零二一年十二月三十一日止年度，本集團並無發生任何重大安全事故，亦無因不遵守工作安全法律及法規而受到處罰。

For the years ended

31 December

2021 and 2020

截至二零二一年

及二零二零年

十二月三十一日止年度

| Occupational health and safety data | 職業健康與安全數據  |   |
|-------------------------------------|------------|---|
| Work related fatality               | 工傷死亡率      | — |
| Work injury cases >3 days           | 三天以上的工傷事故  | — |
| Work injury cases ≤3 days           | 三天及以內的工傷事故 | — |
| Lost days due to work injury        | 工傷停工天數     | — |

## ENVIRONMENTAL, SOCIAL AND GOVERNANCE REPORT (Continued)

### 環境、社會及管治報告 (續)

#### (iv) Development and Training

The Group's various types of employee training not only help employees improve their skills sets and operational efficiency, but also provide an opportunity for their personal development. According to the "Human Resources Management Procedure" for the Factory, the administrative department shall formulate training programs, under which, each employee is required to receive position-related training, including in-house and external training. Training effectiveness will be assessed by written or oral tests, hand-on operations, spot check and other measures. Employees whose specific work has significant impacts on the environmental and occupational safety and health will be assessed by the administrative department for their qualifications, and the assessment scope will cover their academic background, competence, training, and/or qualifications. Such employees, only if determined as eligible, will be permitted to take up the position.

During the Reporting Period, the Factory focused on training related to production safety, hygienic practices and personal health, medical treatment and first aid, and environmental protection.

#### (iv) 發展及培訓

本集團安排各類型僱員培訓，不僅提升工作技能及營運效率，亦為僱員的個人發展提供機會。根據工廠的「人力資源管理程序」，行政部須制定培訓計劃，每位僱員需接受與工作有關的培訓，包括內部和外部培訓。培訓效果會以筆試、口試、實際操作、抽查及其他方式進行評估。從事對環境及職業安全健康有重大影響的特定工作僱員由行政部安排資格評估，評估範圍涵蓋學歷、能力、培訓及／或資歷，僱員評估合格後方可上崗。

工廠於報告期間的培訓重點為安全生產、衛生習慣和個人健康、醫療急救及環境保護等方面。

## ENVIRONMENTAL, SOCIAL AND GOVERNANCE REPORT (Continued)

### 環境、社會及管治報告 (續)

Set forth below is the number and percentage of training hours completed by the Group's employees by gender and employee category:

以下為本集團僱員(按性別及僱員類別劃分)完成培訓時數及百分比：

|                               |               | For the year ended 31 December 2021<br>截至二零二一年十二月三十一日止年度 |                       |                      | % of training              |
|-------------------------------|---------------|--|-----------------------|----------------------|----------------------------|
| Employee category             |               | Male training hours                                      | Female training hours | Total training hours | hours by employee category |
| 僱員類別                          |               | 男性培訓時數   | 女性培訓時數                | 總培訓時數                | 按僱員類別劃分培訓時數的百分比            |
| Senior management             | 高級管理層         | 3%   | 1%                    | 52                   | 4%                         |
| Middle Management             | 中級管理層         | 7%   | 2%                    | 120                  | 9%                         |
| Other employees               | 其他僱員          | 54%  | 33%                   | 1,130                | 87%                        |
| Total                         | 總計            | 64%  | 36%                   | 1,302                | 100%                       |
| % of training hours by gender | 按性別劃分培訓時數的百分比 | 840  | 462                   | 100%                 |                            |

|                               |               | For the year ended 31 December 2020<br>截至二零二零年十二月三十一日止年度 |                       |                      | % of training              |
|-------------------------------|---------------|--|-----------------------|----------------------|----------------------------|
| Employee category             |               | Male training hours                                      | Female training hours | Total training hours | hours by employee category |
| 僱員類別                          |               | 男性培訓時數   | 女性培訓時數                | 總培訓時數                | 按僱員類別劃分培訓時數的百分比            |
| Senior management             | 高級管理層         | 3%   | 1%                    | 52                   | 4%                         |
| Middle Management             | 中級管理層         | 6%   | 1%                    | 106                  | 7%                         |
| Other employees               | 其他僱員          | 57%  | 32%                   | 1,198                | 89%                        |
| Total                         | 總計            | 66%  | 34%                   | 1,356                | 100%                       |
| % of training hours by gender | 按性別劃分培訓時數的百分比 | 900  | 456                   | 100%                 |                            |

## ENVIRONMENTAL, SOCIAL AND GOVERNANCE REPORT (Continued)

### 環境、社會及管治報告 (續)

#### Training Focuses During the Reporting Period

#### 報告期間的培訓重點

| Trainees<br>培訓對象   | Training Program Description<br>培訓內容  |
|--|---|
| Entry-level employees<br>新進員工  | <p>Various systems related to working hours, remuneration calculation, and remuneration package and fringe benefits<br/>工作時間、工資計算方法、薪酬待遇及附加福利制度</p> <p>Employee Manual, and factory-wide rules and regulations<br/>員工手冊、廠規廠紀</p> <p>Occupational health and safety, and environmental awareness<br/>職業健康安全、環保意識</p> <p>Knowledge related to fire safety and counter-terrorism<br/>消防安全、反恐安全知識</p> <p>Hygienic practices and personal health, and medical treatment and first aid<br/>衛生習慣和個人健康及醫療急救</p> <p>Pre-employment skills, on-the-job operations, product quality control<br/>崗前技能、崗位操作、產品質量控制</p> |
| All-level employees<br>全體員工  | <p>Workplace hygienic practices and personal health and safety<br/>全體員工</p> <p>Fire safety knowledge and emergency escape drills<br/>消防安全知識及逃生應急演練</p> <p>Counter-terrorism knowledge<br/>反恐安全知識</p> <p>Medical treatment and first aid<br/>醫療急救</p>  |
| First-line managers<br>基層管理員工  | <p>ISO 9001 certification knowledge and product quality control<br/>ISO 9001 知識及產品質量控制</p> <p>Know-how on quality control<br/>品控知識</p> <p>On-site management practices and 5S management system<br/>現場管理務實及5S管理體系</p>   |
| Employees who have access to chemicals and warehousing staff<br>使用化學品的員工及倉管員 | <p>Standards for Safe Access to Chemicals and Personal Protective Equipment<br/>化學品、個人保護設備安全使用操作規範</p>  |
| Employees who have access dangerous equipment<br>保安員及應急員                     | <p>Safe Use of Dangerous Equipment<br/>消防應急安全員應急知識</p>  |
| Security personnel and emergency staff<br>使用危險設備的員工                          | <p>Emergency Know-how for Firefighters and Emergency Staff<br/>危險設備安全使用</p>   |
| Manufacturing department<br>製造部  | <p>On-site management practices and 5S management system<br/>現場管理務實及5S管理體系</p>  |

## ENVIRONMENTAL, SOCIAL AND GOVERNANCE REPORT (Continued)

### 環境、社會及管治報告 (續)

#### B.2 Operating practices

##### (i) Supply chain management

The Group purchases raw materials and equipment based on its own needs, specifications, quality and safety performance of equipment, reputation, after-sales service and delivery time of the supplier. The Group compares different suppliers to select qualified suppliers (based on their product specifications, product compliances, production management, quality management, environmental friendliness and also corporate social responsibility performances) before the Group enters into contract with the qualified suppliers.

When selecting equipment, the Group would also consider whether the equipment is energy efficient and environmental friendly. During the year ended 31 December 2021, the Group has around 359 suppliers and majority were situated in the PRC.

The Group expects its suppliers to uphold the ESG principles that the Group has adopted into the management of its business operations. In order to ensure that the components and raw materials meet the requisite safety and quality standards, the Group adopts stringent criteria in supplier selection (including but not limited to whether they provide high quality raw materials, whether they maintain a high standard on environmental protection and comply with relevant laws on environmental issues, whether price is comparable to market rate and location of their factories) and continuously monitors existing suppliers on an annual basis, based on criteria such as product quality, product defect ratio, delivery punctuality ratio and responsiveness.

Whether the supplier will continue to be included in the Group's list of approved suppliers depends on the marks it achieved under annual evaluation. The awareness of environmental protection is one of the key criteria for the Group to evaluate the suppliers.

#### B.2 經營常規

##### (i) 供應鏈管理

本集團按其自身需求、規格、品質及設備的安全性能、供應商信譽、售後服務和交貨時間來採購原材料和設備。本集團與合資格供應商訂立合約前，本集團會對不同供應商根據其產品規格、產品合規、生產管理、品質管制、環保以及企業社會責任表現作出比較，選擇合格的供應商。

在選擇設備時，本集團亦會考慮該設備是否節能和環保。截至二零二一年十二月三十一日止年度，本集團約有359名供應商，大部分位於中國。

本集團希望供應商秉持本集團在業務營運管理內所採用的環境、社會及管治原則。為確保零部件和原材料符合必須的安全和品質標準，本集團在甄選供應商時採用嚴格準則(包括但不限於是否提供品質上乘的原材料，是否對環境保護維持高標準，並遵守有關環境問題的法律，價格是否與市場水平相當及廠房位置)，並根據產品品質、產品瑕疵比率、按時付運比率和回應能力等標準，每年向現有供應商持續監察。

供應商會否繼續被納入本集團認可的供應商名單，視乎在年度評估中獲得的分數。環保意識為本集團評估供應商的關鍵標準之一。

## ENVIRONMENTAL, SOCIAL AND GOVERNANCE REPORT (Continued)

### 環境、社會及管治報告 (續)

#### (ii) Product responsibility

Attaching great importance to product quality and safety, the Group continues to monitor quality and implement safety standards. The Group strictly monitors the entire production process from receipt of materials, production to product shipment.

Materials required by the Factory for production purposes include, accessories, steel, etc., 95% of which are raw materials that have received the ISO 9001 quality management system certification. To manage materials, the Factory has formulated the “Materials Inspection Instruction” to regulate the quality inspection standards for materials so as to ensure that no non-compliant materials will enter the production processes. According to purchase contracts, the inspectors will verify whether the orders, subject matters, specifications, quality compliance, and others as set forth in purchase contracts are consistent. If identified as compliant, such materials may be warehoused. Any material identified as non-compliant is required to be separated with a label, which will not be warehoused or used for production processes.

#### (ii) 產品責任

本集團重視產品質量及安全，持續監控質量和實施安全標準。本集團嚴格監控整個生產過程，包括進料、生產直至產品出廠。

工廠生產所需的材料包括配件、鋼材等，其中95%的原材料獲得ISO 9001質量管理體系認證。為管理材料，工廠制定「進料檢驗作業指導書」規範材料品質檢驗標準，保證無不合格材料進入生產工序。根據採購合同，檢驗員會核對訂單、採購合同書所標項目、規格、品質要求等是否一致，確認檢驗合格方可入庫。檢驗後的不合格品須隔離並貼上標籤，不得入庫或用於生產工序。



## ENVIRONMENTAL, SOCIAL AND GOVERNANCE REPORT (Continued)

### 環境、社會及管治報告 (續)

Upon completion of products, the manufacturing department is required to carry out inspection work in accordance with the “PQC Operation Instruction” and “Inspection and Test Management Procedures”. The inspection scope shall cover parts pending production, semi-finished products, finished products not yet stored and production samples.

產品製成後，製造部須根據「PQC作業指導書」及「檢驗和實驗管理程序」進行檢驗。產品的檢驗範圍包括未投入生產的零部件、半成品、尚未入庫的成品及生產樣品。

| Preparation Before Inspection<br>檢驗前的準備工作   | In-progress Inspection<br>檢驗工作的進行  | Treatment upon Inspection<br>檢驗後的處理   |
|---|--|---|
| Ensure documents and inspection instruments related to products are all in place<br>確保產品相關文件及檢驗工具齊備                             | Verify whether products are consistent with those set forth in orders<br>核對產品是否與訂單內容一致   | Separate and isolate compliant products and non-compliant products<br>將合格品和不合格品分開及隔離  |
| Arrange inspection orders based on the production processes, delivery schedule, and production progress<br>按工序、交付時間表及生產進度安排檢驗次序 | Check items required for inspection under the standards<br>核對標準所規定的必檢項目<br><br>Use proper equipment to conduct various inspections<br>使用適當儀器進行各種檢驗 | Box finished products and complete the warehousing procedures with labels and QC marks attached<br>裝箱成品，完成入庫程序，並張貼標籤和QC標記<br><br>Prepare quality inspection reports and arrange disposal of non-compliant products<br>編寫質量檢驗報告和安排處理不合格品 |

The Factory emphasizes the disposal of non-compliant products, in which case, products identified as non-compliant will be disposed in accordance with the “Non-compliant Product Control Procedures”. The Factory has also developed the “Product Recall Procedures”. In case of any product sold to the market but identified as having safety hazards, the Factory will recall and deal with the same according to the established procedures, ensuring product quality and public safety. During the Reporting Period, the Group did not identify any case related to product recall.

工廠重視不合格品的處置，檢驗不合格的產品按照「不合格品控制程序」處置。工廠亦制定「產品召回程序」，一旦出現任何安全隱患的產品流入市場，工廠會按既定程序召回及處理，確保產品質量及公眾安全。報告期間，本集團並無發現任何產品召回個案。

## ENVIRONMENTAL, SOCIAL AND GOVERNANCE REPORT (Continued)

### 環境、社會及管治報告 (續)

The Factory has prepared the “Procedures to Use, Manage, and Control Product Certification Labels”, under which, all certified products must be attached with the certification labels prior to their shipments. Use of compulsory certification marks shall be in compliance with the requirements under the Management Measures on Compulsory Product Certification Mark. Use of compulsory certification marks is not permitted for uncertified products, non-compliant products, and certified products that are modified without certification by any certification body, none of which therefore is permitted for shipment.

The Group places a high value on smooth communications channels with our customers to fulfil customer demands. Our complaint channel enables our customers to submit complaints and suggestions regarding service or commodity quality. According to our “Customer Complaint Handling Procedures”, upon receiving customer complaints, our sales department will e-mail the relevant complaints to the quality control department, while the quality control manager will review such customer complaints before appointing our quality engineers to launch investigation into the said customer complaints. The quality engineers will analyze the causes and determine which department shall be held accountable before the follow-up procedures take place. The sales department will respond to the customers in connection with the merits of the complaint and corrective actions to be taken or precautions to be implemented. In addition, customer satisfaction in settlement results will be surveyed until the relevant complaint is fully resolved. During the Reporting Period, the Group did not identify any customer complaint.

工廠編製「認證產品標誌使用管理控制程序」，所有獲認證產品須在出廠前加上認證標誌。強制性認證標誌的使用須遵守強制性產品認證標誌管理辦法的規定。未獲認證產品、不合格品和獲認證產品變更後未經任何認證機構確認前均不得使用強制性認證標誌，更不允許出廠。

本集團重視與客戶建立順暢的溝通渠道，滿足客戶需求。我們設有投訴渠道，使客戶提交關於服務或商品質量的投訴及意見。根據「客戶投訴處理程序」，銷售部收到客戶投訴後，會將有關投訴內容等以郵件方式發送至品管部，品管經理審閱客戶投訴內容後，指定品質工程師就客戶投訴內容展開調查，分析原因並界定責任歸屬部門進行後續處理。銷售部會對投訴原因及採取的糾正或預防措施回覆客戶，另外再調查客戶對處理的滿意程度，直至投訴完全解決。報告期間，本集團未發現任何客戶投訴。

## ENVIRONMENTAL, SOCIAL AND GOVERNANCE REPORT (Continued)

### 環境、社會及管治報告 (續)

As part of good corporate governance maintained by the Group, security of customer data is also the key to cultivating a long standing trusted relationship with our customers. To avert information risk, effectively secure information, and enhance the responsiveness of processing information, the Factory has formulated the “Corporate Information Management Measures”, pursuant to which, in-house information regarding our operations will be managed under various security levels. In addition, publication guidelines and directories for confidential information will be established to ensure information is published and communicated in a correct and controllable manner.

In connection with advertising, the Group has appointed legal advisors to provide legal opinions and perform their duty of oversight. In case that any advertisement is found false or exaggerating, we will immediately cease to circulate such false advertisement and eliminate the negative effects by issuing a clarification announcement accordingly. In the future, the Group will establish advertisement management policies to enhance our management of product responsibility.

During the Reporting Period, the Group did not identify any non-compliance case related to product responsibility.

#### *Intellectual Property Rights and Information Security*

The Group registered various trademarks for the Group itself and its products in the PRC, to foster its corporate image. The Group relies on the relevant laws and regulations to protect its brand names, trademarks and other intellectual property rights.

During the year ended 31 December 2021, the Group was not aware of any material infringement by the Group of any intellectual property rights owned by any third parties. Further, there were no pending or threatened material claims made against the Group with respect to the infringement of intellectual property rights owned by the Group.

保障客戶資料的安全是本集團維持良好的企業管治，以及與客戶建立長遠互信關係的關鍵。為規避信息風險、有效保障信息安全，同時加快信息處理反應能力，工廠制定「公司信息管理辦法」，對內部經營信息進行安全分級管理，並建立機密信息發佈指引與路徑，確保信息以正確可控的方式發放與傳遞。

廣告方面，本集團指定法律顧問提供法律意見及履行監督職責，如發現廣告存在失實或誇大情形，我們會立即停止發佈該失實廣告，並相應發佈澄清公告，消除負面影響。本集團未來將訂立廣告管理政策，完善產品責任方面的管理。

報告期間，本集團並無發現與產品責任相關的違規個案。

#### *知識產權及信息安全*

本集團在中國為自身及產品註冊各類商標，樹立企業形象。本集團依靠相關法律法規保護品牌名稱、商標和其他智識產權。

截至二零二一年十二月三十一日止年度，本集團並不知悉本集團對任何第三方擁有的任何知識產權有任何重大侵權行為。此外，概無任何有關本集團擁有的知識產權遭侵權而存在針對本集團的待決或使本集團面臨威脅的重大申索。

## ENVIRONMENTAL, SOCIAL AND GOVERNANCE REPORT (Continued)

### 環境、社會及管治報告 (續)

#### (iii) Anti-corruption

Anti-corruption is already one of the basic principles for the international community to define corporate social responsibility. The Chinese government has been playing an active role in carrying out anti-corruption campaigns in recent years. The Group adopts a zero-tolerance policy on acts of corruption in any form, including bribery and extortion, fraud and money laundering, by undertaking that it conducts its business in an honest, ethical and good faith manner. The “Anti-corruption and Anti-bribery Control Procedures” of the Group clearly stipulates that our employees are prohibited from providing special treatments and seeking any form of benefits from our customers, suppliers or any business associates. The Factory encourages our employees and external stakeholders to report corruption incidents, in which case, whistle-blowers will be properly rewarded with their identities kept confidential, and they will be provided with personal protection and job security.

The Factory has specified the code of conduct for our employees in its “Business Ethics and Integrity Control Procedures” to demonstrate the Group’s determination against employees seeking personal gains by abusing their powers or by taking advantage of their positions. All employees at the Factory shall be required to enter into the “Employee Undertaking”, and our employee training also emphasizes the business integrity policy and anti-corruption contents. Any employee in violation of the business ethics and integrity control procedures will be subject to corporate penalties. To enhance cooperation with suppliers on integrity, the Factory and our suppliers have entered into the “Business Integrity Cooperation Agreement” to clarify the rules to prevent either side from committing bribery, as well as establishing whistle-blowing procedures for corruptive actions. Directors and employees received training from time to time to ensure that they comply and familiar with the anti-corruption guides, policies and procedures of the Group.

#### (iii) 反貪污

反貪污已經是國際社會界定企業社會責任的基本原則之一，中國政府近年來亦積極推行反貪污工作。本集團對任何形式的貪污行為採取零容忍政策，包括賄賂、勒索、欺詐及洗黑錢，承諾以誠實、合乎道德及恪守誠信的態度經營業務。本集團的「反腐敗反賄賂控制程序」列明，禁止僱員向客戶、供應商或任何業務往來人士提供特殊待遇及索取任何利益。工廠鼓勵僱員及外部利益相關者舉報貪污事件，對舉報者給予適當獎勵，並確保舉報者身份保密，為其提供人身保護及職位保障。

工廠在「商業道德和誠信規範控制程序」中列明僱員行為規範，堅決反對以權謀私或利用職務之便謀取私利的行為。工廠全員均須簽訂「僱員承諾書」，並於僱員培訓中強調工廠的商業廉潔政策及反貪污的內容，任何違反商業道德和誠信規範控制程序的僱員將受公司處分。為加強與供應商的誠信合作，工廠與供應商簽署「商業廉潔合作協議」，明確防止雙方行賄的準則及訂立舉報貪污行為的程序。董事和員工不時會接受培訓，確保彼等遵守和熟悉本集團的反貪指引、政策和程序。

## ENVIRONMENTAL, SOCIAL AND GOVERNANCE REPORT (Continued)

### 環境、社會及管治報告 (續)

During the year ended 31 December 2021, the Group complied with all applicable laws on prohibiting corruption and bribery of the PRC and there was no concluded legal case regarding corrupt practices brought against the Group or its employees.

#### (iv) Data protection and privacy policy

The Group is committed to protecting the privacy of its customers, employees, business partners and suppliers by maintaining a safe and secure data environment. The Group has implemented appropriate policies to ensure that all personal and business data collected during the Group's business activities are organised and secured properly. Computers and servers are protected from access passwords, Employees are instructed of their responsibility to follow the confidentiality code on the access to information and to ensure the safekeeping of all personal, customer and business data, trade secrets and proprietary information. Employees are prohibited from disclosing the information to unauthorised parties

### B.3 Community investment

The Group acknowledges corporate social responsibility and allocates resources to satisfy the needs of the community. During the year ended 31 December 2021, the Group focused on environmental protection as well as cultural and sport promotion. The Group encouraged its employees to participate charitable events. Going forward, the Group will continue to focus on community needs and increase its investment in community.

截至二零二一年十二月三十一日止年度，本集團已遵守中國所有關於禁止貪污受賄的適用法律，且本集團或其僱員並無任何已完結的貪污行為法律案件。

#### (iv) 數據保護和私隱政策

本集團致力透過維持一個安全、可靠的數據環境，保護客戶、僱員、業務夥伴和供應商的私隱。本集團已實行適當的政策，確保本集團的業務活動中收集到所有個人和商業資料，均得到妥善安排和保護。電腦和伺服器設有登入密碼保護。本公司會告知員工彼等有責任遵守獲得資料的保密守則，並確保所有個人、客戶和商業數據、商業秘密和專有資料安全保管。嚴禁僱員向未經授權的各方披露資料。

### B.3 社區投資

本集團深知自身的企業社會責任，並分配資源滿足社區需求。截至二零二一年十二月三十一日止年度，本集團專注於環保以及文化及體育推廣。本集團鼓勵僱員參與公益活動。日後，本集團將繼續專注於社區需求並加大社區投資。

## ENVIRONMENTAL, SOCIAL AND GOVERNANCE REPORT (Continued)

環境、社會及管治報告 (續)

### The Esg Reporting Guide Content Index of the Stock Exchange of Hong Kong Limited

香港聯合交易所有限公司環境、社會及管治報告指引內容索引

Subject areas, aspects, general disclosures and KPIs

主要範疇、層面、一般披露及關鍵績效指標

Description

描述

Relevant section in the ESG report/Declaration

環境、社會及管治報告相關章節/聲明

#### Mandatory Disclosure Requirements

強制披露規定

Governance Structure

管治架構

A statement from the board containing the following elements:

由董事會發出的聲明，當中載有下列內容：

- (i) a disclosure of the board's oversight of ESG issues; 披露董事會對環境、社會及管治事宜的監管；
- (ii) the board's ESG management approach and strategy, including the process used to evaluate, prioritise and manage material ESG-related issues (including risks to the issuer's businesses); and 董事會的環境、社會及管治管理方針及策略，包括評估、優次排列及管理重要的環境、社會及管治相關事宜(包括對發行人業務的風險)的過程；及
- (iii) how the board reviews progress made against ESG-related goals and targets with an explanation of how they relate to the issuer's businesses.

董事會如何按環境、社會及管治相關目標檢討進度，並解釋它們如何與發行人業務有關連。

ESG GOVERNANCE

ESG STRATEGIES

STAKEHOLDER ENGAGEMENT

環境、社會及管治

環境、社會及管治策略

接觸持份者

Reporting Principles

匯報原則

A description of, or an explanation on, the application of the reporting principles in the preparation of the ESG Report.

描述或解釋在編備環境、社會及管治報告時如何應用匯報原則。

REPORTING PRINCIPLES

匯報原則

## ENVIRONMENTAL, SOCIAL AND GOVERNANCE REPORT (Continued)

### 環境、社會及管治報告 (續)

| Subject areas, aspects, general disclosures and KPIs<br>主要範疇、層面、一般披露及關鍵績效指標 | Description<br>描述   | Relevant section in the ESG report/Declaration<br>環境、社會及管治報告相關章節／聲明 |
|---|---|---|
| Reporting Boundary<br>匯報範圍  | A narrative explaining the reporting boundaries of the ESG report and describing the process used to identify which entities or operations are included in the ESG report. If there is a change in the scope, the issuer should explain the difference and reason for the change.<br>解釋環境、社會及管治報告的匯報範圍，及描述挑選哪些實體或業務納入環境、社會及管治報告的過程。若匯報範圍有所改變，發行人應解釋不同之處及變動原因。 | SCOPE AND REPORTING PERIOD<br>範疇及匯報期間                               |
| <b>Aspect A1: Emissions</b>   |   |   |
| <b>A1 層面：排放</b>   |   |   |
| General Disclosure<br>一般披露  | Information on:<br>有關廢氣及溫室氣體排放、向水及土地的排污、有害及無害廢物的產生等的：<br>(a) the policies; and<br>政策；及<br>(b) compliance with relevant laws and regulations that have a significant impact on the issuer relating to air and greenhouse gas emissions, discharges into water and land, and generation of hazardous and nonhazardous waste.<br>遵守對發行人有重大影響的相關法律及法規的資料。         | A. ENVIRONMENT<br>環境  |
| KPI A1.1<br>關鍵績效指標 A1.1   | The types of emissions and respective emissions data.<br>排放種類及相關排放數據。   | A.1 Emissions<br>排放   |

## ENVIRONMENTAL, SOCIAL AND GOVERNANCE REPORT (Continued)

### 環境、社會及管治報告 (續)

| Subject areas, aspects, general disclosures and KPIs<br>主要範疇、層面、一般披露及關鍵績效指標 | Description<br>描述  | Relevant section in the ESG report/Declaration<br>環境、社會及管治報告相關章節／聲明  |
|---|--|--|
| KPI A1.2<br>關鍵績效指標A1.2  | Greenhouse gas emissions in total (in tonnes) and intensity.<br>排放種類及相關排放數據。   | A.1 Emissions – (ii) Greenhouse gas emissions<br>排放 – (ii) 溫室氣體排放  |
| KPI A1.3<br>關鍵績效指標A1.3  | Total hazardous waste produced (in tonnes) and intensity.<br>所產生有害廢物總量 (以噸計算) 及密度。   | A.1 Emissions – (iii) Hazardous waste (Not applicable – Explained)<br>排放 – (iii) 有害廢棄物 (不適用 – 說明)                        |
| <b>Aspect A1: Emissions</b><br><b>A1 層面：排放</b>                              |  |  |
| KPI A1.4<br>關鍵績效指標A1.4  | Total non-hazardous waste produced (in tonnes) and intensity.<br>所產生無害廢物總量 (以噸計算) 及密度。   | A.1 Emissions – (iv) Non-hazardous waste<br>排放 – (iv) 無害廢棄物  |
| KPI A1.5<br>關鍵績效指標A1.5  | Description of reduction initiatives and results achieved.<br>描述減排措施及所得成果。   | A.1 Emissions<br>排放  |
| KPI A1.6<br>關鍵績效指標A1.6  | Description of how hazardous and non-hazardous wastes are handled, reduction initiatives and results achieved.<br>描述處理有害及無害廢物的方法、減排的措施及所得成果。 | A.1 Emissions – (iii) Hazardous waste<br>排放 – (iii) 有害廢棄物<br>A.1 Emissions – (iv) Non-hazardous waste<br>排放 – (iv) 無害廢棄物 |



## ENVIRONMENTAL, SOCIAL AND GOVERNANCE REPORT (Continued)

### 環境、社會及管治報告 (續)

| Subject areas, aspects, general disclosures and KPIs<br>主要範疇、層面、一般披露及關鍵績效指標 | Description<br>描述   | Relevant section in the ESG report/Declaration<br>環境、社會及管治報告相關章節／聲明                             |
|---|---|---|
| <b>Aspect A2: Use of Resources</b>  |   |   |
| <b>A2層面：資源使用</b>  |   |   |
| General Disclosure<br>一般披露  | Policies on the efficient use of resources, including energy, water and other raw materials.<br>有效使用資源(包括能源、水及其他原材料)的政策。  | A.2 Use of resources<br>資源使用  |
| KPI A2.1<br>關鍵績效指標 A2.1   | Direct and/or indirect energy consumption by type in total and intensity.<br>按類型劃分的直接及／或間接能源總耗量及密度。   | A.1 Emissions<br>排放   |
| KPI A2.2<br>關鍵績效指標 A2.2   | Water consumption in total and intensity<br>總耗水量及密度。  | A.1 Emissions – (v) Water consumption<br>排放 – (v) 水消耗   |
| <b>Aspect A2: Use of Resources</b>  |   |   |
| <b>A2層面：資源使用</b>  |   |   |
| KPI A2.3<br>關鍵績效指標 A2.3   | Description of energy use efficiency initiatives and results achieved.<br>描述能源使用效益計劃及所得成果。  | A.1 Emissions<br>排放   |
| KPI A2.4<br>關鍵績效指標 A2.4   | Description of whether there is any issue in sourcing water that is fit for purpose, water efficiency initiatives and results achieved.<br>描述求取適用水源上有否任何問題，以及提升用水效益計劃及所得成果。 | A.1 Emissions – (v) Water consumption<br>排放 – (v) 水消耗   |
| KPI A2.5<br>關鍵績效指標 A2.5   | Total packaging material used for finished products (in tonnes) and with reference to per unit produced.<br>製成品所用包裝材料的總量(以噸計算)及每生產單位用量。                                     | A.1 Emissions – (iv) Non-hazardous waste<br>排放 – (iv) 無害廢棄物                                     |
|   |   | Our activities do not create packaging material in significant quantities<br>我們的業務活動不會產生大量的包裝材料 |

## ENVIRONMENTAL, SOCIAL AND GOVERNANCE REPORT (Continued)

### 環境、社會及管治報告 (續)

| Subject areas, aspects, general disclosures and KPIs<br>主要範疇、層面、一般披露及關鍵績效指標 | Description<br>描述  | Relevant section in the ESG report/Declaration<br>環境、社會及管治報告相關章節／聲明 |
|---|--|---|
| <b>Aspect A3: The Environment and Natural Resources</b>                     |  |   |
| <b>A3 層面：環境及自然資源</b>  |  |   |
| General Disclosure<br>一般披露  | Policies on minimising the issuer's significant impact on the environment and natural resources.<br>減低發行人對環境及自然資源造成重大影響的政策。  | A.3 The environment and natural resources<br>環境及自然資源                |
| KPI A3.1<br>關鍵績效指標 A3.1   | Description of the significant impacts of activities on the environment and natural resources and the actions taken to manage them.<br>描述業務活動對環境及自然資源的重大影響及管理有關影響所採取的行動。         | A.3 The environment and natural resources<br>環境及自然資源                |
| <b>Aspect A4: Climate Change</b>  |  |   |
| <b>A4 層面：氣候變化</b>   |  |   |
| General Disclosure<br>一般披露  | Policies on identification and mitigation of significant climate-related issues which have impacted, and those which may impact, the issuer.<br>識別及應對已經及可能會對發行人產生影響的重大氣候相關事宜的政策。 | A.4 Climate change<br>氣候變化  |
| KPI A4.1<br>關鍵績效指標 A4.1   | Description of significant climate-related issues which have impacted and/or may impact the issuer and the actions taken to manage them.<br>描述已經及可能會對發行人產生影響的重大氣候相關事宜及應對行動。      | A.4 Climate change<br>氣候變化  |

## ENVIRONMENTAL, SOCIAL AND GOVERNANCE REPORT (Continued)

### 環境、社會及管治報告 (續)

| Subject areas, aspects, general disclosures and KPIs | Description   | Relevant section in the ESG report/Declaration   |
|--|---|--|
| 主要範疇、層面、一般披露及關鍵績效指標                                  | 描述  | 環境、社會及管治報告相關章節／聲明  |
| <b>Aspect B1: Employment</b>                         |   |  |
| <b>B1 層面：僱傭</b>                                      |   |  |
| General Disclosure<br>一般披露                           | Information on:<br>有關薪酬及解僱、招聘及晉升、工時、假期、平等機會、多元化、反歧視以及其他待遇及福利的：<br>(a) the policies; and<br>政策；及<br>(b) compliance with relevant laws and regulations that have a significant impact on the issuer relating to compensation and dismissal, recruitment and promotion, working hours, rest periods, equal opportunity, diversity, anti-discrimination, and other benefits and welfare.<br>遵守對發行人有重大影響的相關法律及法規的資料。 | B.1 Employment and labour practices<br>僱傭及勞工常規   |
| KPI B1.1<br>關鍵績效指標 B1.1                              | Total workforce by and gender, employment type age group and geographical region.<br>按性別、僱傭類別、年齡組別及地區劃分的僱員總數。   | B.1 Employment and labour practices – (i) Employment – Total employees and turnover<br>僱傭及勞工常規 – (i) 僱傭 – 僱員總數及流失率 |
| KPI B1.2<br>關鍵績效指標 B1.2                              | Employee turnover rate by gender, age group and geographical region.<br>按性別、年齡組別及地區劃分的僱員流失率。  | B.1 Employment and labour practices – (i) Employment – Total employees and turnover<br>僱傭及勞工常規 – (i) 僱傭 – 僱員總數及流失率 |

## ENVIRONMENTAL, SOCIAL AND GOVERNANCE REPORT (Continued)

### 環境、社會及管治報告 (續)

| Subject areas, aspects, general disclosures and KPIs<br>主要範疇、層面、一般披露及關鍵績效指標 | Description<br>描述   | Relevant section in the ESG report/Declaration<br>環境、社會及管治報告相關章節／聲明                               |
|---|---|---|
| <b>Aspect B2: Health and Safety</b>   |   |   |
| <b>B2 層面：健康與安全</b>  |   |   |
| General Disclosure<br>一般披露  | <p>Information on:<br/>有關提供安全工作環境及保障僱員避免職業危害的：</p> <p>(a) the policies; and<br/>政策；及</p> <p>(b) compliance with relevant laws and regulations that have a significant impact on the issuer relating to providing a safe working environment and protecting employees from occupational hazards.<br/>遵守對發行人有重大影響的相關法律及法規的資料。</p> | B.1 Employment and labour practices – (iii) Employee health and safety<br>僱傭及勞工常規 – (iii) 僱員健康與安全 |
| KPI B2.1<br>關鍵績效指標 B2.1   | <p>Number and rate of work-related fatalities.<br/>工傷死亡人數及比率。</p>   | B.1 Employment and labour practices – (iii) Employee health and safety<br>僱傭及勞工常規 – (iii) 僱員健康與安全 |
| KPI B2.2<br>關鍵績效指標 B2.2   | <p>Lost days due to work injury.<br/>工傷停工天數。</p>  | B.1 Employment and labour practices – (iii) Employee health and safety<br>僱傭及勞工常規 – (iii) 僱員健康與安全 |
| KPI B2.3<br>關鍵績效指標 B2.3   | <p>Description of occupational health and safety measures adopted, and how they are implemented and monitored.<br/>描述所採納的職業健康與安全措施，以及相關執行及監察方法。</p>   | B.1 Employment and labour practices – (iii) Employee health and safety<br>僱傭及勞工常規 – (iii) 僱員健康與安全 |

## ENVIRONMENTAL, SOCIAL AND GOVERNANCE REPORT (Continued)

### 環境、社會及管治報告 (續)

| Subject areas, aspects, general disclosures and KPIs<br>主要範疇、層面、一般披露及關鍵績效指標 | Description<br>描述  | Relevant section in the ESG report/Declaration<br>環境、社會及管治報告相關章節／聲明                         |
|---|--|---|
| <b>Aspect B3: Development and Training</b>                                  |  |   |
| <b>B3 層面：發展及培訓</b>  |  |   |
| General Disclosure<br>一般披露  | Policies on improving employees' knowledge and skills for discharging duties at work. Description of training activities.<br>有關提升僱員履行工作職責的知識及技能的政策。描述培訓活動。   | B.1 Employment and labour practices – (iv) Development and training<br>僱傭及勞工常規 – (iv) 發展及培訓 |
| KPI B3.1<br>關鍵績效指標 B3.1   | Percentage of employees trained by gender and employee category.<br>按性別及僱員類別劃分的受訓僱員百分比。  | B.1 Employment and labour practices – (iv) Development and training<br>僱傭及勞工常規 – (iv) 發展及培訓 |
| KPI B3.2<br>關鍵績效指標 B3.2   | Average training hours completed by gender and employee category.<br>按性別及僱員類別劃分，已完成的平均培訓時數。  | B.1 Employment and labour practices – (iv) Development and training<br>僱傭及勞工常規 – (iv) 發展及培訓 |
| <b>Aspect B4: Labour Standards</b>  |  |   |
| <b>B4 層面：勞工標準</b>   |  |   |
| General Disclosure<br>一般披露  | Information on:<br>有關防止童工或強制勞工的：<br>(a) the policies; and<br>政策；及<br>(b) compliance with relevant laws and regulations that have a significant impact on the issuer relating to preventing child and forced labour.<br>遵守對發行人有重大影響的相關法律及法規的資料。 | B.1 Employment and labour practices – (i) Employment<br>僱傭及勞工常規 – (i) 僱傭                    |
| KPI B4.1<br>關鍵績效指標 B4.1   | Description of measures to review employment practices to avoid child and forced labour.<br>描述檢討僱傭慣例的措施以避免童工及強制勞工。   | B.1 Employment and labour practices – (i) Employment<br>僱傭及勞工常規 – (i) 僱傭                    |
| KPI B4.2<br>關鍵績效指標 B4.2   | Description of steps taken to eliminate such practices when discovered.<br>描述在發現違規情況時消除有關常規所採取的步驟。   | B.1 Employment and labour practices – (i) Employment<br>僱傭及勞工常規 – (i) 僱傭                    |

## ENVIRONMENTAL, SOCIAL AND GOVERNANCE REPORT (Continued)

### 環境、社會及管治報告 (續)

| Subject areas, aspects, general disclosures and KPIs<br>主要範疇、層面、一般披露及關鍵績效指標 | Description<br>描述   | Relevant section in the ESG report/Declaration<br>環境、社會及管治報告相關章節／聲明       |
|---|---|---|
| <b>Aspect B5: Supply Chain Management</b>                                   |   |   |
| <b>B5 層面：供應鏈管理</b>  |   |   |
| General Disclosure<br>一般披露  | Policies on managing environmental and social risks of the supply chain.<br>管理供應鏈的環境及社會風險政策。  | B.2 Operating practices – (i) Supply chain management<br>經營常規 – (i) 供應鏈管理 |
| KPI B5.1<br>關鍵績效指標 B5.1   | Geographical locations of major suppliers<br>主要供應商地理位置。   | B.2 Operating practices – (i) Supply chain management<br>經營常規 – (i) 供應鏈管理 |
| KPI B5.2<br>關鍵績效指標 B5.2   | Description of practices relating to engaging suppliers<br>描述有關識別供應鏈每個環節的環境及社會風險的常規，以及相關執行及監察方法   | B.2 Operating practices – (i) Supply chain management<br>經營常規 – (i) 供應鏈管理 |
| KPI B5.3<br>關鍵績效指標 B5.3   | Description of practices used to identify environmental and social risks along the supply chain, and how they are implemented and monitored.<br>描述在揀選供應商時促使多用環保產品及服務的慣例，以及相關執行及監察方法 | B.2 Operating practices – (i) Supply chain management<br>經營常規 – (i) 供應鏈管理 |
| KPI B5.4<br>關鍵績效指標 B5.4   | Description of practices used to promote environmentally preferable products and services when selecting suppliers, and how they are implemented and monitored.<br>描述有關聘用供應商的慣例。    | B.2 Operating practices – (i) Supply chain management<br>經營常規 – (i) 供應鏈管理 |

## ENVIRONMENTAL, SOCIAL AND GOVERNANCE REPORT (Continued)

### 環境、社會及管治報告 (續)

| Subject areas, aspects, general disclosures and KPIs<br>主要範疇、層面、一般披露及關鍵績效指標 | Description<br>描述   | Relevant section in the ESG report/Declaration<br>環境、社會及管治報告相關章節／聲明                 |
|---|---|---|
| <b>Aspect B6: Product Responsibility</b>                                    |   |   |
| <b>B6層面：產品責任</b>  |   |   |
| General Disclosure<br>一般披露  | Information on:<br>有關所提供產品和服務的健康與安全、廣告、標籤及私隱事宜以及補救方法的：<br>(a) the policies; and<br>政策；及<br>(b) compliance with relevant laws and regulations that have a significant impact on the issuer relating to health and safety, advertising, labelling and privacy matters relating to products and services provided and methods of redress.<br>遵守對發行人有重大影響的相關法律及法規的資料。 | B.2 Operating practices – (ii) Product responsibility<br>經營常規 – (ii) 產品責任           |
| KPI B6.1<br>關鍵績效指標 B6.1   | Percentage of total products sold or shipped subject to recalls for safety and health reasons.<br>已售或已運送產品總數中因安全與健康理由而須回收的百分比。  | B.2 Operating practices – (ii) Product responsibility<br>經營常規 – (ii) 產品責任           |
| KPI B6.2<br>關鍵績效指標 B6.2   | Number of products and service related complaints received and how they are dealt with.<br>接獲關於產品及服務的投訴數目以及應對方法。  | B.2 Operating practices – (ii) Product responsibility<br>經營常規 – (ii) 產品責任           |
| KPI B6.3<br>關鍵績效指標 B6.3   | Description of practices relating to observing and protecting intellectual property rights.<br>描述與遵守和保護知識產權有關的常規。   | B.2 Operating practices – (ii) Product responsibility<br>經營常規 – (ii) 產品責任           |
| KPI B6.4<br>關鍵績效指標 B6.4   | Description of quality assurance process and recall procedures.<br>描述質保過程及產品回收程序。   | B.2 Operating practices – (ii) Product responsibility<br>經營常規 – (ii) 產品責任           |
| KPI B6.5<br>關鍵績效指標 B6.5   | Description of consumer data protection and privacy policies, and how they are implemented and monitored<br>描述消費者資料保障及私隱政策，以及相關執行及監察方法。   | B.2 Operating practices – (iv) protection and privacy policy<br>經營常規 – (iv) 保障及私隱政策 |

## ENVIRONMENTAL, SOCIAL AND GOVERNANCE REPORT (Continued)

### 環境、社會及管治報告 (續)

| Subject areas, aspects, general disclosures and KPIs<br>主要範疇、層面、一般披露及關鍵績效指標 | Description<br>描述   | Relevant section in the ESG report/Declaration<br>環境、社會及管治報告相關章節／聲明 |
|---|---|---|
| <b>Aspect B7: Anti-corruption</b>   |   |   |
| <b>B7 層面：反貪污</b>  |   |   |
| General Disclosure<br>一般披露  | Information on:<br>有關防止賄賂、勒索、欺詐及洗黑錢的：<br>(a) the policies; and<br>政策；及<br>(b) compliance with relevant laws and regulations that have a significant impact on the issuer relating to bribery, extortion, fraud and money laundering.<br>遵守對發行人有重大影響的相關法律及法規的資料。 | B.2 Operating practices – (iii) Anti-corruption<br>經營常規 – (iii) 反貪污 |
| KPI B7.1<br>關鍵績效指標 B7.1   | Number of concluded legal cases regarding corrupt practices brought against the issuer or its employees during the reporting period and the outcomes of the cases.<br>於報告期間對發行人或僱員提出並已審結的貪污訴訟案件的數目及訴訟結果。  | B.2 Operating practices – (iii) Anti-corruption<br>經營常規 – (iii) 反貪污 |
| KPI B7.2<br>關鍵績效指標 B7.2   | Description of preventive measures and how they are implemented and monitored.<br>描述防範措施及相關執行及監察方法  | B.2 Operating practices – (iii) Anti-corruption<br>經營常規 – (iii) 反貪污 |
| KPI B7.3<br>關鍵績效指標 B7.3   | Description of anti-corruption training provided to directors and staff.<br>描述向董事及員工提供的反貪污培訓  | B.2 Operating practices – (iii) Anti-corruption<br>經營常規 – (iii) 反貪污 |



## ENVIRONMENTAL, SOCIAL AND GOVERNANCE REPORT (Continued)

### 環境、社會及管治報告 (續)

| Subject areas, aspects, general disclosures and KPIs<br>主要範疇、層面、一般披露及關鍵績效指標 | Description<br>描述   | Relevant section in the ESG report/Declaration<br>環境、社會及管治報告相關章節／聲明 |
|---|---|---|
| <b>Aspect B8: Community Investment</b>                                      |   |   |
| <b>B8 層面：社區投資</b>   |   |   |
| General Disclosure<br>一般披露  | Policies on community engagement to understand the needs of the communities where the issuer operates and to ensure its activities take into consideration the communities' interests.<br>有關社區參與以了解發行人所在社區需求並確保業務活動顧及社區利益的政策。 | B.3 Community investment<br>社區投資                                    |
| KPI B8.1<br>關鍵績效指標 B8.1   | Focus areas of contribution (e.g. education, environmental concerns, labour needs, health, culture, sport).<br>在專注範疇所動用資源(如金錢或時間)。  | B.3 Community investment<br>社區投資                                    |
| KPI B8.2<br>關鍵績效指標 B8.2   | Resources contributed (e.g. money or time) to the focus area.   | B.3 Community investment<br>社區投資                                    |

## REPORT OF DIRECTORS

### 董事會報告

The Directors are pleased to present to the shareholders of the Company the annual report and the audited consolidated financial statements for the year ended 31 December 2021.

### Principal Activities

The Group is principally engaged in the business of offering comprehensive assembling and production services of PCBA in the PRC integrating research and design, selection and procurement of raw materials, assembling of PCBAs, quality control, testing, logistics and aftersales services. Details of the principal activities of the Company and its subsidiaries are set out in note 1 and note 13 to the consolidated financial statements.

### Business Review

The business review of the Group for the year is set out in the sections of Chairman's Statement, Management Discussion and Analysis, Environmental, Social and Governance Report and the paragraphs below. The Group complies with the requirements under the Hong Kong Companies Ordinance, the Listing Rules and the Securities and Futures Ordinance (the "SFO") for the disclosure of information and corporate governance. The Group also complies with the requirements of Employment Ordinance and ordinances relating to occupational safety for the interest of employees of the Group. No important event affecting the Group has occurred since the end of the year.

### Key Risk Factors

The following lists out the key risks and uncertainties facing the Group.

#### Concentration of customers

The Group has a concentration of customers and any decrease or loss of business from these major customers could adversely and substantially affect our operations and financial conditions.

#### Fluctuations in the price of raw materials

Fluctuations in the price of raw materials may affect our cost of sales and adversely affect our business operations and profitability.

董事欣然向本公司股東提呈截至二零二一年十二月三十一日止年度的年報及經審核綜合財務報表。

### 主要業務

本集團主要於中國從事提供集合研發、設計、原材料選擇及採購、PCBA裝配、質量控制、測試、物流及售後服務的全面PCBA裝配及生產服務。本公司及其附屬公司的主要業務詳情載於綜合財務報表附註1及附註13。

### 業務回顧

本集團本年度的業務回顧載於主席報告、管理層討論及分析、環境、社會及管治報告以及下文數段。本集團遵守香港公司條例、上市規則及證券及期貨條例（「證券及期貨條例」）有關披露資料及企業管治的規定。本集團亦遵守僱傭條例及職業安全相關條例的規定，以保障本集團僱員的權益。自本年度末起概無發生對本集團有影響的重要事件。

### 主要風險因素

下文列載本集團面臨的主要風險及不確定因素。

#### 客戶集中

本集團的客戶集中，來自該等主要客戶的任何業務減少或流失可對我們的經營及財務狀況造成不利及重大影響。

#### 原材料價格波動

原材料價格波動或會影響我們的銷售成本，進而對我們的業務經營及盈利能力產生不利影響。

## REPORT OF DIRECTORS (Continued)

### 董事會報告 (續)

#### Fail to anticipate and respond to technology changes

If our Group does not quickly respond to the rapidly changing and rigorous needs of our customers or enhance the scope of our existing EMS that can respond to advanced technology changes or our customers' needs, our competitive position, profitability and business prospects may be adversely affected.

#### Trade protection measures and trade disputes between the United States and the PRC

The uncertainties on the trade restriction policies resulting from the trade disputes between the United States and the PRC may cause difficulties for our customers to project their purchasing plans and may cause them to reduce their orders from our Group.

The Group values the views and opinions of all customers through various means and channels, including usage of business intelligence to understand customer trends and needs and regular analyse on customer feedback. The Group also keep ourselves abreast of the development of latest technology advancement in the industries.

#### Results and Dividends

The results of the Group for the year ended 31 December 2021 and the state of affairs of the Company and of the Group at that date are set out in the financial statements on pages 118 to 121.

The Board does not recommend payment of final dividend for the year ended 31 December 2021 (2020: nil).

#### Property, Plant and Equipment

Details of movements in the property, plant and equipment of the Group during the year are set out in note 14 to the consolidated financial statements.

#### Share Capital

Details of the movements in share capital of the Company during the year are set out in note 26 to the consolidated financial statements.

#### 無法預計並應對技術革新

倘本集團無法迅速應對客戶瞬息萬變及嚴格的要求，或針對先進的技術革新或客戶需求擴大我們現有EMS的範圍，則我們的競爭力、盈利能力及業務前景或會受到不利影響。

#### 貿易保護措施及中美貿易糾紛

中美貿易糾紛導致貿易限制政策的不確定性可能導致我們的客戶難以預測彼等的採購計劃，並可能導致彼等減少向本集團下訂單。

本集團透過不同途徑及渠道評估所有客戶的見解及意見，包括利用商業情報了解客戶趨勢及需要，並定期分析客戶反饋。本集團亦跟進了解行業的最新技術發展情況。

#### 業績及股息

本集團截至二零二一年十二月三十一日止年度的業績以及本公司及本集團於該日的事務狀況載於第118至121頁的財務報表。

董事會不建議派付截至二零二一年十二月三十一日止年度的末期股息(二零二零年：零)。

#### 物業、廠房及設備

本集團於年內的物業、廠房及設備變動詳情載於綜合財務報表附註14。

#### 股本

本公司於年內的股本變動詳情載於綜合財務報表附註26。

## REPORT OF DIRECTORS (Continued)

### 董事會報告 (續)

#### Closure of the Register of Members

For the purposes of determining the shareholders' eligibility to attend and vote at the forthcoming annual general meeting to be held on 27 May 2022 (Friday), the register of members of the Company will be closed from 24 May 2022 (Tuesday) to 27 May 2022 (Friday), both days inclusive. The latest time to lodge transfer documents for registration will be at 4:30 p.m. on 23 May 2022 (Monday). During the above closure period, no transfer of shares will be registered. To be eligible to attend and vote at the forthcoming annual general meeting, all transfers accompanied by the relevant share certificates and transfer forms must be lodged with the Company's branch share registrar and transfer office in Hong Kong, Tricor Investor Services Limited, at Level 54, Hopewell Centre, 183 Queen's Road East, Hong Kong before 4:30 p.m. on Monday, 23 May 2022.

#### Pre-Emptive Rights

There are no provisions for pre-emptive rights under the Company's article of association or the laws of Cayman Islands which would oblige the Company to offer new shares on a pro rata basis to existing shareholders.

#### Purchase, Redemption or Sale of Listed Securities of the Company

Save as disclosed above, neither the Company nor any of its subsidiaries had purchased, sold or redeemed any of the Company's listed securities during the Reporting Period.

#### Reserves

Details of the movements in the reserves of the Company and the Group during the year are set out in the note 38 to the consolidated financial statements and in the consolidated statement of changes in equity, respectively.

#### Management Contracts

Save as disclosed in this report, no contracts concerning the management and administration of the whole or any substantial part of the business of the Company or its subsidiaries were entered into or existed during the year.

#### 暫停辦理股份過戶登記手續

為確定股東符合資格出席本公司將於二零二二年五月二十七日(星期五)舉行的應屆股東週年大會並於會上表決,本公司將於二零二二年五月二十四日(星期二)至二零二二年五月二十七日(星期五)(包括首尾兩日)期間暫停辦理股份過戶登記手續。遞交過戶文件以辦理登記的最遲時間為二零二二年五月二十三日(星期一)下午四時三十分。於上述暫停辦理期間不得進行股份轉讓。為符合資格出席應屆股東週年大會並於會上表決,所有過戶文件連同有關股票及過戶表格必須於二零二二年五月二十三日(星期一)下午四時三十分前送達本公司的香港股份過戶登記分處卓佳證券登記有限公司,地址為香港皇后大道東183號合和中心54樓。

#### 優先購買權

本公司組織章程細則或開曼群島法律概無有關優先購買權的條文,致使本公司有責任按比例向現有股東提呈發售新股份。

#### 購買、贖回或出售本公司上市證券

除上文所披露者外,報告期間本公司或其任何附屬公司概無購買、出售或贖回本公司任何上市證券。

#### 儲備

本公司及本集團於年內的儲備變動詳情分別載於綜合財務報表附註38及綜合權益變動表。

#### 管理合約

除本報告所披露者外,本公司於年內並無訂立或存在有關管理及經營本公司或其附屬公司全部或任何重大部分業務的合約。

## REPORT OF DIRECTORS (Continued)

### 董事會報告 (續)

#### Major Suppliers and Customers

During the Reporting Period, sales to single largest customer of the Group and the five largest customers of the Group in aggregate accounted for approximately 41.7% and 86.7% (2020: approximately 29.4% and 88.8%) of the total revenue of the year, respectively. During the Reporting Period, purchases from the single largest supplier of the Group and the five largest suppliers of the Group in aggregate accounted for approximately 20.2% and 38.5% (2020: approximately 16.6% and 48.7%) of the total purchases of the year, respectively. None of the Directors of the Company or any of their close associates or any shareholders (which, to the best knowledge of the directors, own more than 5% of the Company's issued share capital) had any beneficial interest in the Group's five largest customers or suppliers.

#### Directors

The directors of the Company during the year and up to the date of this report were:

##### Executive Directors

Mr. Li Hao (*Chairman and Chief Executive Officer*)

Mr. Zhang Bizhong

Mr. Xu Shizhen

Ms. Li Biqiong (appointed on 18 October 2021)

Mr. Hao Xiangjun (appointed on 1 April 2022)

##### Non-executive Director

Mr. Yuan Shuntang

##### Independent Non-executive Directors

Mr. Wong Chun Sek Edmund

Mr. Chen Zhong

Mr. Wu Tai Cheung (resigned on 18 October 2021)

Ms. Mu Lingxia (appointed on 18 October 2021)

#### 主要供應商及客戶

於報告期間，向本集團單一最大客戶及本集團五大客戶的銷售額合共分別佔年內總收益約41.7%及86.7%（二零二零年：約29.4%及88.8%）。於報告期間，來自本集團單一最大供應商及本集團五大供應商的採購額合共分別佔年內總採購額約20.2%及38.5%（二零二零年：約16.6%及48.7%）。概無本公司董事、任何彼等的緊密聯繫人或任何股東（就董事所知擁有本公司已發行股本5%以上者）擁有本集團五大客戶或供應商的任何實益權益。

#### 董事

本公司於年內及直至本報告日期的董事為：

##### 執行董事

李浩先生 (*主席兼行政總裁*)

張必鍾先生

許世真先生

李碧琼女士 (於二零二一年十月十八日獲委任)

郝相君先生 (於二零二二年四月一日獲委任)

##### 非執行董事

袁順唐先生

##### 獨立非執行董事

黃俊碩先生

陳忠先生

胡大祥先生 (於二零二一年十月十八日辭任)

慕凌霞女士 (於二零二一年十月十八日獲委任)

## REPORT OF DIRECTORS (Continued)

### 董事會報告 (續)

Mr. Li Hao and Mr. Zhang Bizhong will retire in accordance with article 108(a) of the Articles at the Company's forthcoming AGM and being eligible, offer themselves for re-election.

Mr. Hao Xiangjun, Ms. Li Biqiong and Ms. Mu Lingxia will retire in accordance with article 112 of the Articles at the Company's forthcoming AGM and being eligible, offer themselves for re-election.

In accordance with article 108(a) of the Articles of the Company, every Director shall retire from office once every three years and for this purpose, at each AGM one-third of the Directors for the time being, or, if their number is not three or a multiple of three, then the number nearest one-third but not less than one-third shall retire from office by rotation. The Directors to retire in every year will be those who have been longest in office since their last election but as between persons who became Directors on the same day those to retire shall (unless they otherwise agree between themselves) be determined by lot. Subject to the Articles, a retiring Director shall be eligible for re-election at the meeting at which he or she retires. For avoidance of doubt, each Director shall retire at least once every three years.

In accordance with article 112 of the Articles of the Company, at any time or from time to time, the Board shall have the power to appoint any person as a Director either to fill a casual vacancy on the Board or as an additional Director to the existing Board subject to any maximum number of Directors, if any, as may be determined by the members in general meeting. Any Director so appointed to fill a casual vacancy shall hold office only until the first general meeting of the Company after his appointment and be subject to re-election at such meeting. Any Director so appointed as an addition to the existing Board shall hold office only until the first annual general meeting of the Company after his appointment and be eligible for re-election at such meeting. Any Director so appointed by the Board shall not be taken into account in determining the Directors or the number of Directors who are to retire by rotation at an annual general meeting.

### Directors' and Senior Management's Biographies

Biographical details of the Directors of the Company and the senior management of the Group are set out on pages 17 to 26 of this annual report.

根據細則第108(a)條，李浩先生及張必鍾先生將於本公司應屆股東週年大會上退任，並合資格且願意重選連任。

根據細則第112條，郝相君先生、李碧琼女士及慕凌霞女士將於本公司應屆股東週年大會上退任，並合資格且願意重選連任。

根據本公司細則第108(a)條，各董事須每三年退任一次，就此而言，於每次股東週年大會上，當時三分之一（如人數並非三名或三的倍數，則以最接近但不少於三分之一的人數為準）的董事須輪席退任。每年退任的董事應為自彼等上次獲委任起計任期最長者，惟倘不同人士於同日成為董事，則以抽籤決定退任人選（除非彼等另有協定）。根據細則，退任董事將符合資格於彼退任的大會上重選連任。謹此說明，各董事須至少每三年退任一次。

根據本公司細則第112條，董事會有權隨時或不時委任任何人士出任董事，以填補董事會的臨時空缺，或作為新增董事加入現屆董事會，惟倘股東曾於股東大會上設下董事人數上限，則須遵守有關規定。如此獲委任以填補空缺的任何董事，其任期僅直至獲委任後的首屆本公司股東大會為止，屆時將合資格於會上重選連任。如此獲委任為新成員加入現屆董事會的董事，其任期僅直至獲委任後的首屆本公司股東週年大會為止，屆時將合資格於會上重選連任。如此獲董事會委任的任何董事，於釐訂須於股東週年大會上輪值退任的董事或董事人數時，不得計入其中。

### 董事及高級管理層履歷

本公司董事及本集團高級管理層的履歷詳情載於本年報第17至26頁。

## REPORT OF DIRECTORS (Continued)

### 董事會報告 (續)

#### Directors' Service Contracts

Each of the executive Directors and the non-executive Director has entered into a service agreement with the Company for an initial term of one year or three years. All the service agreements may be terminated by either party by giving to the other party not less than one month's or three months' prior notice in writing.

Each of the independent non-executive Directors has signed a letter of appointment with the Company for an initial term one year. All the appointment may be terminated by either party by giving to the order party not less than one month or three months prior notice in writing.

Apart from the foregoing, no Directors proposed for re-election at the AGM has a service contract with the Company which is not determinable by the Company within one year without payment or compensation, other than statutory compensation.

#### Indemnity of Directors

The Company has maintained appropriate directors and officers liability insurance and such permitted indemnity provision for the benefit of the Directors is currently in force and was in force throughout the year.

#### Directors' Interests In Transactions, Arrangements or Contracts

Save as disclosed in this report, no transaction, arrangement or contract of significance to which the company, or any of its holding company, subsidiaries or fellow subsidiaries was a party, and in which a director of the company or his or her connected entity had a material interest, whether directly or indirectly, subsisted at the end of the year or at any time during the year.

#### Directors' Interests in Contracts

There was no contract of significance to which the Company, its holding company, subsidiaries or fellow subsidiaries was a party and in which a director of the Company ("Director" or "Directors") had a material interest, whether directly or indirectly, subsisted at the end of the Reporting Period or at any time during the Reporting Period.

#### 董事服務合約

各執行董事及非執行董事已與本公司訂立服務協議，初步為期一或三年。服務協議均可由其中一方向另一方發出不少於一或三個月的事先書面通知終止。

各獨立非執行董事已與本公司簽訂委任函，初步為期一年。委任均可由其中一方向另一方發出不少於一或三個月的事先書面通知終止。

除上述者外，概無於股東週年大會上建議重選的董事與本公司訂立不可由本公司於一年內終止而毋須支付款項或賠償(法定賠償除外)的服務合約。

#### 董事彌償

本公司已購買合適的董事及高級職員責任保險，且該等以董事為受益人的獲准許彌償條文現已生效並於整個年度一直有效。

#### 董事於交易、安排或合約的權益

除本報告所披露者外，本公司或其任何控股公司、附屬公司或同系附屬公司概無訂立於年末或年內任何時間仍然續存而本公司董事或其關連實體於其中直接或間接擁有重大權益的任何重大交易、安排或合約。

#### 董事於合約的權益

本公司、其控股公司、附屬公司或同系附屬公司概無訂立於報告期末或報告期間任何時間仍然續存而本公司董事(「董事」)於其中直接或間接擁有重大權益的重大合約。

## REPORT OF DIRECTORS (Continued)

### 董事會報告 (續)

#### Directors' and Chief Executive's Interests and Short Positions In Shares, Underlying Shares And Debentures

As at 31 December 2021, interests or short positions in the Shares, underlying Shares and debentures of the Company and any of its associated corporations (within the meaning of Part XV of the SFO) held by the Directors and chief executive of the Company which have been notified to the Company and the Stock Exchange pursuant to Divisions 7 and 8 of Part XV of the SFO (including interests and short positions which were taken or deemed to have under such provisions of the SFO) or have been entered in the register maintained by the Company pursuant to section 352 of the SFO, or otherwise have been notified to the Company and the Stock Exchange pursuant to the Model Code for are as follows:

#### (i) Interests in our Company

| Name of Director<br>董事姓名 | Nature of interest<br>權益性質   | Number of Shares <sup>(1)</sup><br>股份數目 <sup>(1)</sup> | Percentage of shareholding (%)<br>持股百分比 (%) |
|--------------------------|--|--|---|
| Mr. Li<br>李先生            | Interest in a controlled corporation <sup>(2)</sup><br>於受控法團的權益 <sup>(2)</sup> | 99,881,250 (L)   | 39.95                                       |
| Mr. Yuan<br>袁先生          | Interest in a controlled corporation <sup>(3)</sup><br>於受控法團的權益 <sup>(3)</sup> | 46,950,000 (L)   | 18.78                                       |
| Mr. Zhang<br>張先生         | Interest in a controlled corporation <sup>(4)</sup><br>於受控法團的權益 <sup>(4)</sup> | 27,543,750 (L)   | 11.02                                       |

Notes:

- (1) The letter "L" denotes the person's long position in the Shares.
- (2) These Shares are held by Skyflying Company Limited (the "Skyflying"). Skyflying is wholly owned by Mr. Li. Mr. Li is also the sole director of Skyflying. Therefore, Mr. Li is deemed or taken to be interested in the Shares held by Skyflying under the SFO.
- (3) These Shares are held by Central Wealth Limited (the "Central Wealth"). Central Wealth is wholly owned by Mr. Yuan. Mr. Yuan is also the sole director of Central Wealth. Therefore, Mr. Yuan is deemed or taken to be interested in the Shares held by Central Wealth under the SFO.
- (4) These Shares are held by Realtime Limited (the "Realtime"). Realtime is wholly owned by Mr. Zhang. Mr. Zhang is also the sole director of Realtime. Therefore, Mr. Zhang is deemed or taken to be interested in the Shares held by Realtime under the SFO.

#### 董事及最高行政人員於股份、相關股份及債權證的權益及淡倉

於二零二一年十二月三十一日，本公司董事及最高行政人員於本公司及其任何相聯法團（定義見證券及期貨條例第 XV 部）的股份、相關股份及債權證中擁有已根據證券及期貨條例第 XV 部第 7 及 8 分部知會本公司及聯交所的權益或淡倉（包括根據證券及期貨條例有關條文被視為或視作擁有的權益及淡倉）或已記入本公司根據證券及期貨條例第 352 條存置的登記冊或已根據標準守則另行知會本公司及聯交所的權益或淡倉如下：

#### (i) 於本公司的權益

| Number of Shares <sup>(1)</sup><br>股份數目 <sup>(1)</sup> | Percentage of shareholding (%)<br>持股百分比 (%) |
|--|---|
| 99,881,250 (L)   | 39.95                                       |
| 46,950,000 (L)   | 18.78                                       |
| 27,543,750 (L)   | 11.02                                       |

附註：

- (1) 字母「L」代表該人士於股份的好倉。
- (2) 該等股份由 Skyflying Company Limited（「Skyflying」）持有。Skyflying 由李先生全資擁有。李先生亦為 Skyflying 的唯一董事。因此，根據證券及期貨條例，李先生被視為或當作擁有 Skyflying 所持股份的權益。
- (3) 該等股份由 Central Wealth Limited（「Central Wealth」）持有。Central Wealth 由袁先生全資擁有。袁先生亦為 Central Wealth 的唯一董事。因此，根據證券及期貨條例，袁先生被視為或當作擁有 Central Wealth 所持股份的權益。
- (4) 該等股份由 Realtime Limited（「Realtime」）持有。Realtime 由張先生全資擁有。張先生亦為 Realtime 的唯一董事。因此，根據證券及期貨條例，張先生被視為或當作擁有 Realtime 所持股份的權益。



## REPORT OF DIRECTORS (Continued)

### 董事會報告 (續)

#### (ii) Interests in the ordinary shares of associated corporation

#### (ii) 於相聯法團的普通股的權益

| Name of Director<br>董事姓名 | Name of associated corporation<br>相聯法團名稱 | Nature of interests<br>權益性質 | Number of shares <sup>(1)</sup><br>股份數目 <sup>(1)</sup> | Percentage of shareholding (%)<br>持股百分比 (%) |
|--------------------------|--|-----------------------------|--|---|
| Mr. Li<br>李先生            | Skyflying                                | Beneficial owner<br>實益擁有人   | 1 (L)  | 100   |
| Mr. Yuan<br>袁先生          | Central Wealth                           | Beneficial owner<br>實益擁有人   | 1 (L)  | 100   |
| Mr. Zhang<br>張先生         | Realtime                                 | Beneficial owner<br>實益擁有人   | 1 (L)  | 100   |

Note:

(1) The letter "L" denotes the person's long position in the shares of the relevant associated corporation.

附註：

(1) 字母「L」代表該人士於相關相聯法團股份的好倉。

Save as disclosed above, none of the Directors or chief executive of the Company and/or any of their respective associates had registered any interests or short positions in any shares and underlying shares in, and debentures of, the Company or any associated corporations as at the date of this report, as recorded in the register required to be kept by the Company pursuant to Section 352 of the SFO, or as otherwise notified to the Company and the Stock Exchange pursuant to Part XV of the SFO or the Model Code.

除上文所披露者外，於本報告日期，概無本公司董事或最高行政人員及／或任何彼等各自的聯繫人於本公司或任何相聯法團的任何股份、相關股份及債權證中擁有記入本公司根據證券及期貨條例第352條須存置的登記冊或已根據證券及期貨條例第XV部或標準守則另行知會本公司及聯交所的任何權益或淡倉。

#### Directors' Rights to Acquire Shares or Debenture

Saved as disclosed in the section "Directors' and Chief Executive's Interests and Short Positions in Shares, Underlying Shares and Debentures", at no time during the Reporting Period and to the date of this report was the Group a party to any arrangements to enable the Directors to acquire by means of acquisition of shares in, or debt securities, and including debentures, of the Group or any other body corporate.

#### 董事收購股份或債權證的權利

除「董事及最高行政人員於股份、相關股份及債權證的權益及淡倉」一節所披露者外，本集團於報告期間直至本報告日期任何時間內概無訂立任何安排，致使董事可藉收購本集團或任何其他法人團體的股份或債務證券（包括債權證）獲益。

## REPORT OF DIRECTORS (Continued)

### 董事會報告 (續)

#### Substantial Shareholders' and Others' Interests and Short Positions in Shares and Underlying Shares

So far as the Directors are aware, as at the date of this report, the following corporations/persons (other than our Directors and chief executives of the Company) had interests of 5% or more in the issued Shares which would fall to be disclosed to the Company and the Stock Exchange under the provisions of Divisions 2 and 3 of Part XV of the SFO, or which recorded in the register required to be kept by the Company under section 336 of the SFO:

#### 主要股東及其他人士於股份及相關股份的權益及淡倉

據董事所知，於本報告日期，以下法團／人士（本公司董事及最高行政人員除外）於已發行股份中擁有根據證券及期貨條例第XV部第2及3分部的條文須向本公司及聯交所披露或記入本公司根據證券及期貨條例第336條須存置的登記冊內的5%或以上權益：

| Name of Shareholder   | Nature of interest         | Number of Shares held/<br>interested<br>持有／擁有權益<br>的股份數目                       | Percentage (%)<br>百分比 (%) |
|---|----------------------------|--|---------------------------|
| Skyflying   | Beneficial owner<br>實益擁有人  | 99,881,250<br>ordinary Shares<br>99,881,250 股普通股                               | 39.95                     |
| Central Wealth  | Beneficial owner<br>實益擁有人  | 46,950,000<br>ordinary Shares<br>46,950,000 股普通股                               | 18.78                     |
| Ms. Zhang Juan<br>張娟女士  | Interest of spouse<br>配偶權益 | 46,950,000<br>ordinary Shares<br>46,950,000 股普通股                               | 18.78                     |
| Realtime  | Beneficial owner<br>實益擁有人  | 27,543,750<br>ordinary Shares<br>27,543,750 股普通股                               | 11.02                     |
| Ms. Chen Juan<br>陳娟女士   | Interest of spouse<br>配偶權益 | 27,543,750<br>ordinary Shares<br>27,543,750 股普通股                               | 11.02                     |
| Regan International Growth Fund SPC<br>(the "IGF")<br>(「IGF」)                 | Beneficial owner<br>實益擁有人  | 16,286,000<br>ordinary Shares<br>16,286,000 股普通股                               | 6.51                      |
| Regan Fund Management Company<br>Limited (the "Regan Fund")<br>(「Regan Fund」) | Beneficial owner<br>實益擁有人  | 22,162,000 <sup>(1)</sup><br>ordinary Shares<br>22,162,000 股普通股 <sup>(1)</sup> | 8.86                      |

Note :

(1) These Shares are held by IGF and Regan Global All Weather Strategy Fund SPC ("AWS") with 16,286,000 shares and 5,876,000 shares, respectively. Regan Fund is the Investment Manager for IGF and AWS. Therefore, Regan Fund is deemed or taken to be interested in the Shares held by IGF and AWS.

附註：

(1) 該等股份分別由IGF及Regan Global All Weather Strategy Fund SPC (「AWS」) 持有16,286,000股及5,876,000股。Regan Fund為IGF及AWS的投資經理。因此，Regan Fund被視為或當作於IGF及AWS持有的股份中擁有權益。

## REPORT OF DIRECTORS (Continued)

### 董事會報告 (續)

Save as disclosed above, the Company has not been notified of any other relevant interests or short positions in the issued share capital of the Company, other than the Directors and chief executive of the Company, as at the date of this report which would fall to be disclosed to the Company under the provisions of Divisions 2 and 3 of Part XV of the SFO, or which were recorded in the register required to be kept by the Company under Section 336 of the SFO.

### Arrangement for Directors to Purchase Shares or Debentures

Saved as disclosed in the section “Directors’ and Chief Executive’s Interests and Short Positions in Shares, Underlying Shares and Debentures” above and in the section “Share Option Scheme” below, at no time during the year were rights to acquire benefits by means of the acquisition of Shares in or debentures of the Company granted to any Director of the Company or their respective spouses or minor children, or were such rights exercised by them, or was the Company, its holding company or any of its subsidiaries a party to any arrangements to enable the Directors of the Company to acquire benefits by means of the acquisition of Shares in, or debt securities (including debentures) of the Company or any other body corporate.

### Directors’ Interest in a Competing Business

None of the Directors or any of their respective associates has engaged in or has any interest in any business that competes or may compete with the business of the Group, or has any other conflict of interest with the Group during the Reporting Period and up to the date of this report.

Mr. Li and Skyflying (together the “Controlling Shareholders”), had entered into a non-competition deed dated 20 September 2019 (the “Non-competition Deed”) in favour of the Company (for itself and on behalf of all members of the Group), pursuant to which, each of the Controlling Shareholders would not, and would procure his/its associates not to (other than through the Group or in respect of each covenantor (together with his/its associates), as a holder of not more than 5% of the issued shares or stock of any class or debentures of any company listed on any recognized stock exchange) directly or indirectly carry on, engage or otherwise be interested (in each case whether as shareholder, partner, agent or otherwise and whether for profit, reward or otherwise) in any business which may be in competition with the business carried on by the Group from time to time, except where the Company’s approval is obtained.

除上文所披露者外，於本報告日期，概無本公司董事及最高行政人員以外的人士知會本公司，其已發行股本中有任何其他須根據證券及期貨條例第XV部第2及3分部的條文向本公司披露的相關權益或淡倉或記入本公司根據證券及期貨條例第336條須存置的登記冊的相關權益或淡倉。

### 董事購買股份或債權證的安排

除上文「董事及最高行政人員於股份、相關股份及債權證的權益及淡倉」一節及下文「購股權計劃」一節所披露者外，於年內，本公司任何董事或彼等各自的配偶或未成年子女概無獲授權利可藉購入本公司股份或債權證獲益，亦無行使該等權利，本公司、其控股公司或任何附屬公司亦無訂立任何安排，致使本公司董事可藉購入本公司或任何其他法團的股份或債務證券(包括債權證)獲益。

### 董事於競爭性業務的權益

於報告期間及直至本報告日期，董事或任何彼等各自的聯繫人概無從事任何與本集團業務競爭或可能競爭的業務或擁有該等業務的任何權益，亦無與本集團有任何其他利益衝突。

李先生及Skyflying (統稱「控股股東」)於二零一九年九月二十日以本公司(為其本身及代表本集團所有成員公司)為受益人訂立不競爭契據(「不競爭契據」)，據此，各控股股東不會亦將促使其聯繫人不會(除非通過本集團或就每位契據承諾人(連同其聯繫人)而言，持有不超過於任何認可證券交易所上市的任何公司已發行股份或任何類別股份或債權證的5%)直接或間接開展、從事任何可能與本集團不時開展的業務競爭的業務或以其他方式於當中擁有相關權益(無論是否作為股東、合夥人、代理或其他方式，亦不論是否為了利益、獎勵或其他原因)，惟獲得本公司批准者除外。

## REPORT OF DIRECTORS (Continued)

### 董事會報告 (續)

In order to ensure the Controlling Shareholders have complied with the Deed of Non-competition, each of the Controlling Shareholders has provided to the Company a written confirmation (i) in respect of his/its compliance with the Non-competition Deed for the Reporting Period ; (ii) no personal interests were ever declared by any Controlling Shareholders who are also Directors at the Directors' meetings ; and (iii) stating that they have not entered into any business which may be in competition with the business carried on by the Group from time to time. As there was no change in terms of the undertaking since the Company's listing on the Stock Exchange, the independent non-executive Directors of the Company are of the view that the Controlling Shareholders have complied with the Non-competition Deed and no matters are required to bring to the attention of the public.

### Share Option Scheme

A share option scheme was conditionally adopted on 20 September 2019 (the "Share Option Scheme"), which became effective on the Listing Date. The Share Option Scheme is a share incentive scheme and is established to recognise and motivate the contributions that the eligible participants had or may have made to the Group.

The Board may, at its absolute discretion, grant options to any employee (full-time or part-time), consultant or adviser of our Group, Directors, shareholder of our Group, or any supplier, customer, business partner or service provider of our Group (together, the "Eligible Participants" or each "Eligible Participant").

Subject to the terms and conditions of the Share Option Scheme, the maximum numbers of shares in respect of which options may be granted under the Share Option Scheme and any other schemes shall not, in aggregate, exceed 10% of the Shares in issue as at the Listing Date (i.e. 25,000,000 shares) unless approved by the shareholders of the Company. The 10% limited may be renewed by the shareholders of the Company in general meeting from time to time provided always that the 10% limited so renewed must not exceed 10% of the shares in issue at the date of approval of such renewal by the shareholders of the Company.

為確保控股股東遵守不競爭契據，各控股股東已向本公司書面確認：(i)其於報告期間遵守不競爭契據；(ii)同時擔任董事的控股股東不曾於董事會議上聲明任何個人利益；及(iii)彼等並無從事任何可能與本集團不時開展的業務競爭的業務。由於自本公司於聯交所上市以來承諾條款並無變動，本公司獨立非執行董事認為控股股東已遵守不競爭契據且並無事項須公眾垂注。

### 購股權計劃

購股權計劃於二零一九年九月二十日獲有條件採納（「購股權計劃」），於上市日期生效。購股權計劃為一項股份獎勵計劃，旨在認可及激勵曾或可能曾對本集團作出貢獻的合資格參與者。

董事會可全權酌情決定向任何僱員（不論全職或兼職）、本集團顧問或諮詢人、董事、本集團股東或本集團任何供應商、客戶、業務夥伴或服務供應商（統稱「合資格參與者」）授出購股權。

根據購股權計劃的條款及條件，除非經本公司股東批准，否則可根據購股權計劃及任何其他計劃授出的購股權所涉及的最高股份數目，合共不得超過於上市日期已發行股份的10%（即25,000,000股股份）。本公司股東可不時於股東大會上更新10%限額，惟更新後的10%限額始終不得超過本公司股東批准該項更新當日已發行股份的10%。

## REPORT OF DIRECTORS (Continued)

### 董事會報告 (續)

No option shall be granted to any Eligible Participants which, if exercised in full would result in the total number of the shares issued and to be issued upon exercise of the options already granted or to be granted to such Eligible Participant under the Share Option Scheme (including exercised, cancelled, and outstanding share options) in any 12-month period up to and including the date of such grant exceeding 10% in aggregate of the shares in issue as at the date of such grant.

Subject to earlier termination by the Company in general meeting or by the Directors, the Share Option Scheme shall be valid and effective for a period of ten years from the date of adoption and the remaining life of the Share Option Scheme is approximately 7 years and 6 months.

No share option has been granted under the Share Option Scheme up to the date of this report.

### Related Party Transactions

Details of material related party transactions entered into by the Group during the Reporting Period are set out in note 37 to the consolidated financial statements. For the year ended 31 December 2021, none of these related party transactions are connected transaction which are subject to the disclosure requirements of Chapter 14A of the Listing Rules in respect of such transactions.

### Connected Transactions

During the year ended 31 December 2021, the Group sold certain machinery to Shenzhen Puneda Electronic Co., Ltd.\* (深圳市普能達電子有限公司), which is connected person at the subsidiary level under the Listing Rules, at a consideration of RMB4,268,000. This transaction was exempted from reporting, disclosure and independent shareholders' approval requirements under the Listing Rules. Details were disclosed in Note 37 to the consolidated financial statements.

倘全面行使購股權會導致於截至有關授出日期(包括當日)止任何十二個月期間根據購股權計劃向有關合資格參與者已授出或將授出的購股權(包括已行使、已註銷及尚未行使的購股權)獲行使時已發行及將發行的股份總數超出有關授出日期已發行股份總數的10%，則不得向任何合資格參與者授出購股權。

購股權計劃於採納日期起計十年期間內有效及生效，惟可由本公司經股東大會或由董事提早終止，購股權計劃餘下年期約七年零六個月。

截至本報告日期，概無根據購股權計劃授出任何購股權。

### 關聯方交易

本集團於報告期內訂立的重大關聯方交易詳情載列於綜合財務報表附註37。於截至二零二一年十二月三十一日止年度，概無該等關聯方交易為就該等交易須遵守上市規則第14A章的披露規定的關連交易。

### 關連交易

截至二零二一年十二月三十一日止年度，本集團向深圳市普能達電子有限公司(根據上市規則為附屬公司層面的關連人士)出售若干機械，代價為人民幣4,268,000元。根據上市規則，此交易獲豁免遵守報告、披露及獨立股東批准規定。詳情於綜合財務報表附註37內披露。

\* For identification purpose only

\* 僅供識別

## REPORT OF DIRECTORS (Continued)

### 董事會報告 (續)

#### Future Prospect and Development

With reference to the Prospects section of the Chairman's Statement, the Group will continue to diversify or expand our customer base and keep pace with the latest technologies to deliver PCBAs that can be applied to our customers' innovative electronic products and provide engineering solutions to our customers. We will continue to strive a balance among the interests of shareholders, employees and customers, and pursue long-term and sustainable development for the Group.

#### Purchase, Sale or Redemption of Listed Securities

Neither the Company, nor any of its subsidiaries purchased, sold or redeemed any of the Company's listed securities during the year.

#### Audit Committee

The Company established the Audit Committee on 20 September 2019 with terms of reference in compliance with the CG Code as set out in Appendix 14 to the Listing Rules for the purpose of to making recommendations to the Board on the appointment and removal of the external auditor, to review the financial statements and related materials and provide advice in respect of the financial reporting process, and to oversee the internal control procedures and risk management of our Group. The Audit Committee now comprises three members, all being independent non-executive Directors, namely, Mr. Wong Chun Sek Edmund (Chairman), Mr. Chen Zhong and Ms. Mu Lingxia.

The Audit Committee had reviewed the audited annual results of the Group for the year ended 31 December 2021.

#### Auditor

PricewaterhouseCoopers, the auditor of the Company, will retire at the conclusion of the forthcoming AGM of the Company and be eligible to offer themselves for re-appointment. A resolution will be submitted to the AGM to be held on 27 May 2022 to seek shareholders' approval on the appointment of PricewaterhouseCoopers as the Company's auditor until the conclusion of the next AGM and to authorize the Board to fix their remuneration.

#### 未來前景及發展

經參考主席報告中的前景一節，本集團將持續豐富或擴大客戶基礎，緊貼最新技術，為客戶交付可應用於其創新電子產品的PCBA及向客戶提供工程解決方案。我們將繼續致力維持股東、僱員及客戶利益之間的平衡，追求本集團的長遠可持續發展。

#### 購買、出售或贖回上市證券

本公司或其任何附屬公司於年內概無購買、出售或贖回本公司任何上市證券。

#### 審核委員會

本公司於二零一九年九月二十日成立審核委員會，其職權範圍符合上市規則附錄14所載企業管治守則的規定，旨在就外聘核數師的委任及罷免向董事會提供推薦意見、審閱財務報表及相關材料、就財務申報過程提供意見及監察本集團的內部監控程序及風險管理。審核委員會目前由三名成員組成，全為獨立非執行董事，即黃俊碩先生(主席)、陳忠先生及慕凌霞女士。

審核委員會已審閱本集團截至二零二一年十二月三十一日止年度經審核年度業績。

#### 核數師

本公司核數師羅兵咸永道會計師事務所將於本公司應屆股東週年大會結束後退任並有資格主動申請重新受聘。於二零二二年五月二十七日舉行的股東週年大會將提呈決議案，以尋求股東批准委任羅兵咸永道會計師事務所為本公司核數師，直至下屆股東週年大會結束，並授權董事會釐定其薪酬。

## REPORT OF DIRECTORS (Continued)

### 董事會報告 (續)

#### Remuneration Committee

The Company established the Remuneration Committee on 20 September 2019 with terms of reference in compliance with the Code for the purpose of making recommendations to the Board on the overall remuneration policy and structure relating to the Directors and senior management of our Group, to review and evaluate their performance in order to make recommendations on the remuneration package of each of the Directors and senior management personnel as well as other employee benefit arrangements. The Remuneration Committee comprises three independent non-executive Directors, namely, Ms. Mu Lingxia (Chairman), Mr. Chen Zhong and Mr. Wong Chun Sek Edmund.

#### Nomination Committee

The Company established the Nomination Committee on 20 September 2019 with terms of reference in compliance with the Code for the purpose of making recommendations to the Board on the appointment of Directors and the management of the Board succession. The Nomination Committee comprises three independent non-executive Directors, namely Mr. Chen Zhong (Chairman), Mr. Wong Chun Sek Edmund and Ms. Mu Lingxia.

#### Corporate Governance Practices

Details of the Company's corporate governance practices are set out in the section headed "Corporate Governance Report" of this annual report.

#### Sufficiency of Public Float

The percentage of public float of the Company has fallen below 25% (i.e. the prescribed public float applicable to the Company under the Listing Rules) during the period from 20 August 2021 to 27 September 2021.

As disclosed in the announcement dated 24 August 2021, Regan Fund had increased its shareholding interests in the Company and was interested in an aggregate of 25,188,000 Shares, representing 10.08% of the total number of issued Shares of the Company. Regan Fund then became a substantial shareholder and a core connected person of the Company under the Listing Rules, and the shares held by Regan Fund will not be counted towards the public float of the Company. Therefore, the public float of the Company was approximately 20.17%, which had fallen below 25% of the total number of issued shares of the Company to be held by the public as prescribed by Rule 8.08(1)(a) of the Listing Rules.

#### 薪酬委員會

本公司於二零一九年九月二十日成立薪酬委員會，其職權範圍符合守則的規定，旨在就與本集團董事及高級管理層相關的整體薪酬政策及架構向董事會提供推薦意見、檢討及評估各董事及高級管理人員的表現以就彼等的薪酬組合以及其他僱員福利安排提供推薦意見。薪酬委員會由三名獨立非執行董事組成，即慕凌霞女士(主席)、陳忠先生及黃俊碩先生。

#### 提名委員會

本公司於二零一九年九月二十日成立提名委員會，其職權範圍符合守則的規定，旨在就董事委任及董事會繼任管理向董事會提供推薦意見。提名委員會由三名獨立非執行董事組成，即陳忠先生(主席)、黃俊碩先生及慕凌霞女士。

#### 企業管治常規

本公司企業管治常規詳情載於本年報「企業管治報告」一節。

#### 足夠公眾持股量

於二零二一年八月二十日至二零二一年九月二十七日期間，本公司的公眾持股量百分比跌至低於25% (即根據上市規則適用於本公司的規定公眾持股量)。

誠如日期為二零二一年八月二十四日的公告所披露，Regan Fund已增加其於本公司的持股權益，並於合共25,188,000股股份中擁有權益，佔本公司已發行股份總數10.08%。根據上市規則，Regan Fund隨後成為本公司主要股東及核心關連人士，Regan Fund持有的股份將不計入本公司的公眾持股量。因此，本公司的公眾持股量約為20.17%，低於上市規則第8.08(1)(a)條規定的公眾持有的本公司已發行股份總數的25%。

## REPORT OF DIRECTORS (Continued)

### 董事會報告 (續)

As also disclosed in the announcement dated 28 September 2021, Regan Fund had decreased its shareholding interests in the Company and was interested in an aggregate of 24,994,000 Shares, representing approximately 9.99% of the total number of issued Shares of the Company. Regan Fund had ceased to be a substantial shareholder or a core connected person of the Company under the Listing Rules, and the Shares that Regan Fund is deemed to be interested in may be counted towards the public float of the Company. Accordingly, the public float of the Company has been restored from approximately 20.17% to approximately 30.25%, which exceeds the Minimum Prescribed Percentage as prescribed by Rule 8.08(1)(a) of the Listing Rules.

Based on the publicly available information and to the best of the Directors' knowledge, information and belief, the Company had maintained sufficient public float of not less than 25% of its total issued shares as required under the Listing Rules as at 31 December 2021 and the date of this report.

### Model Code for Securities Transactions by Directors of Listed Issuers

The Company has adopted the Model Code set out in Appendix 10 to the Listing Rules as its code of conduct regarding directors' securities transactions. All Directors of the Company have confirmed that, following specific enquiry by the Company, they have complied with the required standard set out in the Model Code during the Reporting Period and to the date of the report.

By order of the Board

**Li Hao**

*Chairman & Executive Director*

Hong Kong

31 March 2022

亦誠如日期為二零二一年九月二十八日的公告所披露，Regan Fund已減少其於本公司的持股權益，並於合共24,994,000股股份中擁有權益，佔本公司已發行股份總數約9.99%。Regan Fund不再為上市規則下的本公司主要股東或核心關連人士，而Regan Fund被視為擁有權益的股份可能會計入本公司的公眾持股量。因此，本公司的公眾持股量由約20.17%恢復至約30.25%，超出上市規則第8.08(1)(a)條最低規定百分比的規定。

根據公開所得資料以及就董事所深知、盡悉及確信，於二零二一年十二月三十一日及本報告日期，本公司一直維持上市規則所規定的足夠公眾持股量，即不少於已發行股份總數的25%。

### 上市發行人董事進行證券交易的標準守則

本公司已採納上市規則附錄10所載的標準守則，作為其董事進行證券交易的行為守則。經本公司作出具體查詢後，本公司全體董事確認彼等於報告期間直至本報告日期一直遵守標準守則所載規定標準。

承董事會命

主席兼執行董事

**李浩**

香港

二零二二年三月三十一日



# INDEPENDENT AUDITOR'S REPORT



羅兵咸永道

**To the Shareholders of Confidence Intelligence Holdings Limited**  
*(incorporated in the Cayman Islands with limited liability)*

## Opinion

### What we have audited

The consolidated financial statements of Confidence Intelligence Holdings Limited (the “Company”) and its subsidiaries (the “Group”), which are set out on pages 118 to 215, comprising:

- the consolidated balance sheet as at 31 December 2021;
- the consolidated income statement for the year then ended;
- the consolidated statement of comprehensive income for the year then ended;
- the consolidated statement of changes in equity for the year then ended;
- the consolidated statement of cash flows for the year then ended; and
- the notes to the consolidated financial statements, which include significant accounting policies and other explanatory information.

### Our opinion

In our opinion, the consolidated financial statements give a true and fair view of the consolidated financial position of the Group as at 31 December 2021, and of its consolidated financial performance and its consolidated cash flows for the year then ended in accordance with Hong Kong Financial Reporting Standards (“HKFRSs”) issued by the Hong Kong Institute of Certified Public Accountants (“HKICPA”) and have been properly prepared in compliance with the disclosure requirements of the Hong Kong Companies Ordinance.

### Basis for Opinion

We conducted our audit in accordance with Hong Kong Standards on Auditing (“HKSA”) issued by the HKICPA. Our responsibilities under those standards are further described in the Auditor’s Responsibilities for the Audit of the Consolidated Financial Statements section of our report.

We believe that the audit evidence we have obtained is sufficient and appropriate to provide a basis for our opinion.

### Independence

We are independent of the Group in accordance with the HKICPA’s Code of Ethics for Professional Accountants (“the Code”), and we have fulfilled our other ethical responsibilities in accordance with the Code.

---

*PricewaterhouseCoopers, 22/F, Prince’s Building, Central, Hong Kong*  
*T: +852 2289 8888, F: +852 2810 9888, www.pwchk.com*

## 獨立核數師報告



羅兵咸永道

致信懇智能控股有限公司股東  
(於開曼群島註冊成立的有限公司)

### 意見

#### 我們已審計的內容

信懇智能控股有限公司(以下簡稱「貴公司」)及其附屬公司(以下統稱「貴集團」)列載於第118至215頁的綜合財務報表，包括：

- 於二零二一年十二月三十一日的綜合資產負債表；
- 截至該日止年度的綜合收益表；
- 截至該日止年度的綜合全面收益表；
- 截至該日止年度的綜合權益變動表；
- 截至該日止年度的綜合現金流量表；及
- 綜合財務報表附註，包括主要會計政策及其他解釋信息。

### 我們的意見

我們認為，該等綜合財務報表已根據香港會計師公會頒布的《香港財務報告準則》真實而中肯地反映了貴集團於二零二一年十二月三十一日的綜合財務狀況及其截至該日止年度的綜合財務表現及綜合現金流量，並已遵照香港《公司條例》的披露規定妥為擬備。

### 意見的基礎

我們已根據香港會計師公會頒布的《香港審計準則》進行審計。我們在該等準則下承擔的責任已在本報告「核數師就審計綜合財務報表承擔的責任」部分中作進一步闡述。

我們相信，我們所獲得的審計憑證能充足及適當地為我們的審計意見提供基礎。

### 獨立性

根據香港會計師公會頒布的《專業會計師道德守則》(以下簡稱「守則」)，我們獨立於貴集團，並已履行守則中的其他專業道德責任。

羅兵咸永道會計師事務所，香港中環太子大廈22樓  
電話：+852 2289 8888，傳真：+852 2810 9888，www.pwchk.com

## INDEPENDENT AUDITOR'S REPORT (Continued)

### Key Audit Matters

Key audit matters are those matters that, in our professional judgment, were of most significance in our audit of the consolidated financial statements of the current period. These matters were addressed in the context of our audit of the consolidated financial statements as a whole, and in forming our opinion thereon, and we do not provide a separate opinion on these matters.

Key audit matters identified in our audit are summarised as follows:

- Revenue recognition for the provision of manufacturing services
- Impairment provision for inventories

#### Key Audit Matter

#### How our audit addressed the Key Audit Matter

##### Revenue recognition for the provision of manufacturing services

Our audit procedures performed on revenue recognition for the provision of manufacturing services included:

Refer to Notes 2.21 and 5 to the consolidated financial statements.

During the year ended 31 December 2021, revenue from the provision of manufacturing services of approximately RMB353,896,000 (2020: RMB246,531,000) was recognised in the Group's consolidated income statement.

Revenue from the provision of manufacturing services is recognised over the period of the contract using the input method with reference to the total costs incurred for the services.

We focused on this area due to the magnitude of revenue transactions of the Group and the amount of significant audit efforts incurred.

- We understood, evaluated and validated the key controls in respect of revenue recognition for the provision of manufacturing services and assessed the inherent risk of material misstatements by considering the degree of estimation uncertainty and other inherent risk factors;
- We performed retrospective review, on a sample basis, by comparing previous estimates to actual outcome. We evaluated the outcome of prior period assessment of revenue recognition to assess the effectiveness of management estimation process;
- We examined, on a sample basis, the sales contracts with customers and identified the terms and conditions relating to the timing of transfer of controls of services, to assess the Group's revenue recognition policies with reference to the requirements of the prevailing accounting standards;
- We checked, on a sample basis, the transaction price of the revenue recognised during the year from the provision of manufacturing services to the underlying sales invoices and sales contracts;

## 獨立核數師報告（續）

### 關鍵審計事項

關鍵審計事項是根據我們的專業判斷，認為對本期綜合財務報表的審計最為重要的事項。這些事項是在我們審計整體綜合財務報表及出具意見時進行處理的。我們不會對這些事項提供單獨的意見。

我們在審計中識別的關鍵審計事項概述如下：

- 確認提供製造服務收益
- 存貨減值撥備

#### 關鍵審計事項

#### 我們的審計如何處理關鍵審計事項

##### 確認提供製造服務收益

我們就確認提供製造服務收益所進行的審計程序包括：

請參閱綜合財務報表附註2.21及附註5。

截至二零二一年十二月三十一日止年度，貴集團綜合收益表已確認提供製造服務收益約人民幣353,896,000元（二零二零年：人民幣246,531,000元）。

提供製造服務收益於合約期間使用成本投入法，參考為服務產生的總成本確認。

我們著重此方面的原因在於貴集團的收益交易金額龐大及進行的審計工作繁多。

- 我們了解、評估並測試有關確認提供製造服務收益的關鍵控制，並通過考慮估計不確定性及其他內在風險因素，評估重大錯誤陳述的內在風險；
- 我們以抽樣方式通過比較以前的估計及實際結果進行了回顧性審查。我們已評估上一期間收入確認的評估結果，以評估管理層估計過程的有效性；
- 我們以抽樣方式檢閱與客戶的銷售合約，並識別有關轉讓服務控制權之時間的條款及條件及參考現行會計準則規定，以評估貴集團的收益確認政策；
- 我們以抽樣方式將年內確認提供製造服務的收益交易價格與相關銷售發票及銷售合約進行核查；

## INDEPENDENT AUDITOR'S REPORT (Continued)

### Key Audit Matter

### How our audit addressed the Key Audit Matter

- We tested, on a sample basis, the actual costs incurred for the provision of manufacturing services during the year by checking to underlying supporting documents in relation to direct material costs, direct labour costs and overhead costs incurred;
- We compared, on a sample basis, the estimated costs of selected sales contracts to the actual costs of similar sales contracts completed and enquired management about any significant variances identified; and
- We recalculated, on a sample basis, revenue recognised from the provision of manufacturing services during the year based on transaction prices, the total actual costs incurred and the total estimated costs on completion.

Based upon the above procedures performed, we considered that the recognition of revenue from the provision of manufacturing services was supported by available evidence.

## 獨立核數師報告（續）

### 關鍵審計事項

### 我們的審計如何處理關鍵審計事項

- 我們透過核查直接材料成本、產生的直接勞工成本及間接成本的相關證明文件，以抽樣方式檢查年內提供製造服務所產生的實際成本；
- 我們以抽樣方式將選擇的銷售合約估計成本與已完成的類似銷售合約產生的實際成本進行比較，並就發現的任何顯著差異向管理層質詢；及
- 我們基於交易價格、產生的實際總成本及估計完成所需的總成本，以抽樣方式重新計算年內就提供製造服務所確認的收益。

基於上述所進程序，我們認為提供製造服務的收益確認獲現有憑據支持。

## INDEPENDENT AUDITOR'S REPORT (Continued)

### Key Audit Matter

#### Impairment provision for inventories

Refer to Notes 2.13 and 21 to the consolidated financial statements.

As at 31 December 2021, the Group had net inventories of RMB30,460,000 (2020: RMB25,145,000) which was after the impairment provision for inventories of RMB2,724,000 (2020: RMB3,988,000). During the year ended 31 December 2021, reverse of impairment provision for inventories of RMB1,264,000 (2020: impairment provision for inventory of RMB1,176,000) was recognised.

Inventories are stated at the lower of cost and net realisable value in the consolidated financial statements.

The Group operates in a market where new product releases are regular. There is a risk that inventories held will become obsolete in light of technological advancement and changing market conditions. Management identifies obsolete inventories as a result of technology change, and then applied allowances on those obsolete inventories by considering the recoverable amount.

The Group's management also reviews the inventory age listing to identify slow moving and obsolete inventories and then estimates the amount of allowance based on the projected excessive quantity of those inventories considering the production plan and expected future market demand as a result of changes in current market conditions and technology, and the latest transaction prices.

We focus on this area due to the significance of inventories balance, and the judgment involved in estimating recoverable amount of the obsolete inventories in management's impairment assessment.

### How our audit addressed the Key Audit Matter

Our audit procedures performed on assessing the impairment provision for inventories included:

- We understood, evaluated and validated relevant controls over management's periodic reviews of impairment provision for inventories and assessed the inherent risk of material misstatement by considering the degree of estimation uncertainty and other inherent risk factors;
- We performed retrospective review, on a sample basis, by comparing previous estimates to actual outcome. We evaluated, on a sample basis, the outcome of prior period assessment of impairment provision for inventories to assess the effectiveness of management's estimation process;
- We tested, on sample basis, the accuracy of the aging analysis of inventories;
- We tested, on sample basis, the accuracy of the net realisable value by reference to the latest transaction price; and
- We discussed with management and assessed the reasonableness of the impairment provision by challenging management's projections on current trends and demands for the remaining inventories, with reference to historical usage experience.

Based upon the above procedures performed, we considered that the impairment provision for inventories determined by management was supportable by available evidence.

## 獨立核數師報告 (續)

### 關鍵審計事項

#### 存貨減值撥備

請參閱綜合財務報表附註2.13及附註21。

於二零二一年十二月三十一日，貴集團的存貨淨值為人民幣30,460,000元(二零二零年：人民幣25,145,000元)，已計提存貨撥備人民幣2,724,000元(二零二零年：人民幣3,988,000元)。截至二零二一年十二月三十一日止年度，已確認存貨減值撥備撥回人民幣1,264,000元(二零二零年：存貨減值撥備人民幣1,176,000元)。

存貨乃按成本及可變現淨值之較低者於綜合財務報表列賬。

於貴集團經營所在市場，產品會定期更新推出。受科技進步及市場轉變影響，所持存貨有變得過時的風險。管理層會識別出因技術轉變而變得過時的存貨，再考量該等過時存貨的可收回金額，按此為其計提撥備。

貴集團管理層亦會檢閱存貨的貨齡清單，識別出滯銷及過時存貨，於計及生產計劃、預期當下市況及科技轉變導致的未來市場需求，以及最近期交易價格後，再預計存貨過多的數量並據此評估撥備。

我們著重此方面的原因在於存貨結餘量，以及管理層的減值評估中估計過時存貨的可收回金額涉及的判斷。

### 我們的審計如何處理關鍵審計事項

我們就評估存貨減值撥備所進行的審計程序包括：

- 我們了解、評估並核實管理層於定期檢閱存貨減值撥備時的控制，並考量預計不確定性的程度，以及其他內在風險，藉此估計重大失實陳述的內在風險；
- 我們以抽樣方式將過往估計與實際結果進行比較，藉以作出追溯檢討。我們以抽樣方式，評估過往期間對存貨撥備的估計結果，從而評估管理層所作估計過程的有效程度；
- 我們以抽樣方式測試存貨貨齡分析的準確性；
- 我們以抽樣方式參考最近期交易價格測試可變現淨值的準確性；及
- 我們與管理層討論，並及參考過往使用經驗，質詢管理層對剩餘存貨當下趨勢及需求的預測，藉以評估減值撥備的合理程度。

基於上述所進程序，我們認為，管理層所釐定的存貨減值撥備獲現有憑據支持。



## INDEPENDENT AUDITOR'S REPORT (Continued)

### Other Information

The directors of the Company are responsible for the other information. The other information comprises all of the information included in the annual report other than the consolidated financial statements and our auditor's report thereon.

Our opinion on the consolidated financial statements does not cover the other information and we do not express any form of assurance conclusion thereon.

In connection with our audit of the consolidated financial statements, our responsibility is to read the other information and, in doing so, consider whether the other information is materially inconsistent with the consolidated financial statements or our knowledge obtained in the audit or otherwise appears to be materially misstated.

If, based on the work we have performed, we conclude that there is a material misstatement of this other information, we are required to report that fact. We have nothing to report in this regard.

### Responsibilities of Directors and the Audit Committee for the Consolidated Financial Statements

The directors of the Company are responsible for the preparation of the consolidated financial statements that give a true and fair view in accordance with HKFRSs issued by the HKICPA and the disclosure requirements of the Hong Kong Companies Ordinance, and for such internal control as the directors determine is necessary to enable the preparation of consolidated financial statements that are free from material misstatement, whether due to fraud or error.

In preparing the consolidated financial statements, the directors are responsible for assessing the Group's ability to continue as a going concern, disclosing, as applicable, matters related to going concern and using the going concern basis of accounting unless the directors either intend to liquidate the Group or to cease operations, or have no realistic alternative but to do so.

The Audit Committee is responsible for overseeing the Group's financial reporting process.

## 獨立核數師報告（續）

### 其他信息

貴公司董事須對其他信息負責。其他信息包括年報內的所有信息，但不包括綜合財務報表及我們的核數師報告。

我們對綜合財務報表的意見並不涵蓋其他信息，我們亦不對該等其他信息發表任何形式的鑒證結論。

結合我們對綜合財務報表的審計，我們的責任是閱讀其他信息，在此過程中，考慮其他信息是否與綜合財務報表或我們在審計過程中所了解的情況存在重大抵觸或者似乎存在重大錯誤陳述的情況。

基於我們已執行的工作，如果我們認為其他信息存在重大錯誤陳述，我們需要報告該事實。在這方面，我們沒有任何報告。

### 董事及審核委員會就綜合財務報表須承擔的責任

貴公司董事須負責根據香港會計師公會頒布的《香港財務報告準則》及香港《公司條例》的披露規定擬備真實而中肯的綜合財務報表，並對其認為為使綜合財務報表的擬備不存在由於欺詐或錯誤而導致的重大錯誤陳述所需的內部控制負責。

在擬備綜合財務報表時，董事負責評估貴集團持續經營的能力，並在適用情況下披露與持續經營有關的事項，以及使用持續經營為會計基礎，除非董事有意將貴集團清盤或停止經營，或別無其他實際的替代方案。

審核委員會須負責監督貴集團的財務報告過程。

## INDEPENDENT AUDITOR'S REPORT (Continued)

### Auditor's Responsibilities for the Audit of the Consolidated Financial Statements

Our objectives are to obtain reasonable assurance about whether the consolidated financial statements as a whole are free from material misstatement, whether due to fraud or error, and to issue an auditor's report that includes our opinion. We report our opinion solely to you, as a body, and for no other purpose. We do not assume responsibility towards or accept liability to any other person for the contents of this report. Reasonable assurance is a high level of assurance, but is not a guarantee that an audit conducted in accordance with HKSA's will always detect a material misstatement when it exists. Misstatements can arise from fraud or error and are considered material if, individually or in the aggregate, they could reasonably be expected to influence the economic decisions of users taken on the basis of these consolidated financial statements.

As part of an audit in accordance with HKSA's, we exercise professional judgment and maintain professional scepticism throughout the audit. We also:

- Identify and assess the risks of material misstatement of the consolidated financial statements, whether due to fraud or error, design and perform audit procedures responsive to those risks, and obtain audit evidence that is sufficient and appropriate to provide a basis for our opinion. The risk of not detecting a material misstatement resulting from fraud is higher than for one resulting from error, as fraud may involve collusion, forgery, intentional omissions, misrepresentations, or the override of internal control.
- Obtain an understanding of internal control relevant to the audit in order to design audit procedures that are appropriate in the circumstances, but not for the purpose of expressing an opinion on the effectiveness of the Group's internal control.
- Evaluate the appropriateness of accounting policies used and the reasonableness of accounting estimates and related disclosures made by the directors.
- Conclude on the appropriateness of the directors' use of the going concern basis of accounting and, based on the audit evidence obtained, whether a material uncertainty exists related to events or conditions that may cast significant doubt on the Group's ability to continue as a going concern. If we conclude that a material uncertainty exists, we are required to draw attention in our auditor's report to the related disclosures in the consolidated financial statements or, if such disclosures are inadequate, to modify our opinion. Our conclusions are based on the audit evidence obtained up to the date of our auditor's report. However, future events or conditions may cause the Group to cease to continue as a going concern.
- Evaluate the overall presentation, structure and content of the consolidated financial statements, including the disclosures, and whether the consolidated financial statements represent the underlying transactions and events in a manner that achieves fair presentation.
- Obtain sufficient appropriate audit evidence regarding the financial information of the entities or business activities within the Group to express an opinion on the consolidated financial statements. We are responsible for the direction, supervision and performance of the group audit. We remain solely responsible for our audit opinion.

## 獨立核數師報告（續）

### 核數師就審計綜合財務報表承擔的責任

我們的目標，是對綜合財務報表整體是否不存在由於欺詐或錯誤而導致的重大錯誤陳述取得合理保證，並出具包括我們意見的核數師報告。我們僅向閣下（作為整體）報告我們的意見，除此之外本報告別無其他目的。我們不會就本報告的內容向任何其他人士負上或承擔任何責任。合理保證是高水平的保證，但不能保證按照《香港審計準則》進行的審計，在某一重大錯誤陳述存在時總能發現。錯誤陳述可以由欺詐或錯誤引起，如果合理預期它們單獨或滙總起來可能影響綜合財務報表使用者依賴綜合財務報表所作出的經濟決定，則有關的錯誤陳述可被視作重大。

在根據《香港審計準則》進行審計的過程中，我們運用了專業判斷，保持了專業懷疑態度。我們亦：

- 識別和評估由於欺詐或錯誤而導致綜合財務報表存在重大錯誤陳述的風險，設計及執行審計程序以應對這些風險，以及獲取充足和適當的審計憑證，作為我們意見的基礎。由於欺詐可能涉及串謀、偽造、蓄意遺漏、虛假陳述，或凌駕於內部控制之上，因此未能發現因欺詐而導致的重大錯誤陳述的風險高於未能發現因錯誤而導致的重大錯誤陳述的風險。
- 了解與審計相關的內部控制，以設計適當的審計程序，但目的並非對貴集團內部控制的有效性發表意見。
- 評價董事所採用會計政策的恰當性及作出會計估計和相關披露的合理性。
- 對董事採用持續經營會計基礎的恰當性作出結論。根據所獲取的審計憑證，確定是否存在與事項或情況有關的重大不確定性，從而可能導致對貴集團的持續經營能力產生重大疑慮。如果我們認為存在重大不確定性，則有必要在核數師報告中提請使用者注意綜合財務報表中的相關披露。假若有關的披露不足，則我們應當發表非無保留意見。我們的結論是基於核數師報告日止所取得的審計憑證。然而，未來事項或情況可能導致貴集團不能持續經營。
- 評價綜合財務報表的整體列報方式、結構和內容，包括披露，以及綜合財務報表是否中肯反映交易和事項。
- 就貴集團內實體或業務活動的財務信息獲取充足、適當的審計憑證，以便對綜合財務報表發表意見。我們負責貴集團審計的方向、監督和執行。我們為審計意見承擔全部責任。

## INDEPENDENT AUDITOR'S REPORT (Continued)

### Auditor's Responsibilities for the Audit of the Consolidated Financial Statements (Continued)

We communicate with the Audit Committee regarding, among other matters, the planned scope and timing of the audit and significant audit findings, including any significant deficiencies in internal control that we identify during our audit.

We also provide the Audit Committee with a statement that we have complied with relevant ethical requirements regarding independence, and to communicate with them all relationships and other matters that may reasonably be thought to bear on our independence, and where applicable, actions taken to eliminate threats or safeguards applied.

From the matters communicated with the Audit Committee, we determine those matters that were of most significance in the audit of the consolidated financial statements of the current period and are therefore the key audit matters. We describe these matters in our auditor's report unless law or regulation precludes public disclosure about the matter or when, in extremely rare circumstances, we determine that a matter should not be communicated in our report because the adverse consequences of doing so would reasonably be expected to outweigh the public interest benefits of such communication.

The engagement partner on the audit resulting in this independent auditor's report is Wong Ka Keung, Johnny.

**PricewaterhouseCoopers**  
*Certified Public Accountants*  
Hong Kong, 31 March 2022

## 獨立核數師報告 (續)

### 核數師就審計綜合財務報表承擔的責任(續)

除其他事項外，我們與審核委員會溝通了計劃的審計範圍、時間安排、重大審計發現等，包括我們在審計中識別出內部控制的任何重大缺陷。

我們還向審核委員會提交聲明，說明我們已符合有關獨立性的相關專業道德要求，並與他們溝通有可能合理地被認為會影響我們獨立性的所有關係及其他事項，以及在適用的情況下，用以消除對獨立性產生威脅的行動或採取的防範措施。

從與審核委員會溝通的事項中，我們確定哪些事項對本期綜合財務報表的審計最為重要，因而構成關鍵審計事項。我們在核數師報告中描述這些事項，除非法律法規不允許公開披露這些事項，或在極端罕見的情況下，如果合理預期在我們報告中溝通某事項造成的負面後果超過產生的公眾利益，我們決定不應在報告中溝通該事項。

出具本獨立核數師報告的審計項目合夥人是黃家強。

羅兵咸永道會計師事務所

執業會計師

香港，二零二二年三月三十一日

# CONSOLIDATED INCOME STATEMENT

## 綜合收益表

For the year ended 31 December 2021 截至二零二一年十二月三十一日止年度

|   |                          | Note | 2021<br>二零二一年<br>RMB'000<br>人民幣千元 | 2020<br>二零二零年<br>RMB'000<br>人民幣千元 |
|---|--------------------------|------|-----------------------------------|-----------------------------------|
|   |                          | 附註   |                                   |                                   |
| Revenue   | 收益                       | 5    | 353,896                           | 246,531                           |
| Cost of sales   | 銷售成本                     | 6    | (299,916)                         | (196,123)                         |
| <b>Gross profit</b>   | <b>毛利</b>                |      | <b>53,980</b>                     | 50,408                            |
| Other income  | 其他收入                     | 7    | 5,757                             | 4,497                             |
| Other losses, net   | 其他虧損淨額                   | 8    | (928)                             | (2,210)                           |
| Selling and distribution expenses   | 銷售及分銷開支                  | 6    | (3,366)                           | (2,477)                           |
| Administrative expenses   | 行政開支                     | 6    | (42,311)                          | (36,223)                          |
| Impairment losses on financial assets<br>and contract assets  | 金融資產及合同資產<br>減值虧損        | 6    | (240)                             | (235)                             |
| <b>Operating profit</b>   | <b>經營溢利</b>              |      | <b>12,892</b>                     | 13,760                            |
| Finance income  | 融資收入                     | 10   | 649                               | 925                               |
| Finance costs   | 融資成本                     | 10   | (1,216)                           | (1,002)                           |
| Finance costs, net  | 融資成本淨額                   |      | (567)                             | (77)                              |
| <b>Profit before income tax</b>   | <b>除所得稅前溢利</b>           |      | <b>12,325</b>                     | 13,683                            |
| Income tax expense  | 所得稅開支                    | 11   | (2,252)                           | (2,143)                           |
| <b>Profit for the year</b>  | <b>年內溢利</b>              |      | <b>10,073</b>                     | 11,540                            |
| <b>Profit/(loss) for the year<br/>attributable to:</b>  | 下列各方應佔年內<br>溢利/(虧損):     |      |                                   |                                   |
| Equity holders of the Company   | 本公司權益持有人                 |      | 7,241                             | 11,736                            |
| Non-controlling interest  | 非控股權益                    |      | 2,832                             | (196)                             |
|   |                          |      | <b>10,073</b>                     | 11,540                            |
| <b>Earnings per share for profit<br/>attributable to the ordinary<br/>equity holders of the Company</b> | 就本公司普通權益持有人<br>應佔溢利之每股盈利 |      |                                   |                                   |
| Basic and diluted (RMB cents)   | 基本及攤薄(人民幣分)              | 12   | 2.90                              | 4.69                              |

The above consolidated income statement should be read in conjunction with the accompanying notes. 上述綜合收益表應與隨附附註一併閱讀。

# CONSOLIDATED STATEMENT OF COMPREHENSIVE INCOME

## 綜合全面收益表

For the year ended 31 December 2021 截至二零二一年十二月三十一日止年度

|  |                          | 2021<br>二零二一年<br>RMB'000<br>人民幣千元 | 2020<br>二零二零年<br>RMB'000<br>人民幣千元 |
|--|--------------------------|-----------------------------------|-----------------------------------|
| <b>Profit for the year</b>   | 年內溢利                     | <b>10,073</b>                     | 11,540                            |
| <b>Other comprehensive (loss)/<br/>income:</b>                             | 其他全面(虧損)/收益:             |                                   |                                   |
| <i>Items that will not be reclassified to<br/>profit or loss</i>           | 不會重新分類至損益的項目             |                                   |                                   |
| Currency translation differences   | 貨幣換算差額                   | <b>(1,711)</b>                    | (4,290)                           |
| Equity investments at fair value<br>through other comprehensive<br>income: | 按公平值計入其他全面收益<br>的股本投資:   |                                   |                                   |
| – Fair value losses taken to reserves                                      | – 計入儲備的公平值虧損             | <b>(5,173)</b>                    | –                                 |
| – Disposal gains taken to reserves   | – 計入儲備的出售收益              | <b>1,116</b>                      | –                                 |
|  | 18                       |                                   |                                   |
| <i>Items that may be reclassified to<br/>profit or loss</i>                | 可能重新分類至損益的項目             |                                   |                                   |
| Exchange differences on translation<br>of foreign operations               | 換算海外業務的匯兌差額              | <b>168</b>                        | 8                                 |
| Exchange reserve released upon<br>deregistration of a subsidiary           | 取消註冊一間附屬公司後<br>解除外匯儲備    | <b>(43)</b>                       | –                                 |
| <b>Total comprehensive income for<br/>the year</b>                         | 年內全面收益總額                 | <b>4,430</b>                      | 7,258                             |
| <b>Total comprehensive income/(loss)<br/>for the year attributable to:</b> | 下列各方應佔年內全面<br>收益/(虧損)總額: |                                   |                                   |
| Equity holders of the Company  | 本公司權益持有人                 | <b>1,598</b>                      | 7,454                             |
| Non-controlling interest   | 非控股權益                    | <b>2,832</b>                      | (196)                             |
|  |                          | <b>4,430</b>                      | 7,258                             |

The above consolidated statement of comprehensive income should be read in conjunction with the accompanying notes.

上述綜合全面收益表應與隨附附註一併閱讀。



# CONSOLIDATED BALANCE SHEET

## 綜合資產負債表

As at 31 December 2021 於二零二一年十二月三十一日

|   |                     | Note<br>附註 | 2021<br>二零二一年<br>RMB'000<br>人民幣千元 | 2020<br>二零二零年<br>RMB'000<br>人民幣千元 |
|---|---------------------|------------|-----------------------------------|-----------------------------------|
| <b>Assets</b>   | <b>資產</b>           |            |                                   |                                   |
| <b>Non-current assets</b>   | <b>非流動資產</b>        |            |                                   |                                   |
| Property, plant and equipment                                     | 物業、廠房及設備            | 14         | 177,744                           | 154,221                           |
| Intangible assets   | 無形資產                | 15         | 1,278                             | 1,478                             |
| Investment in an associate  | 於一間聯營公司之投資          | 16         | –                                 | –                                 |
| Prepayments and deposits  | 預付款項及按金             | 17         | 3,186                             | 1,530                             |
| Deferred tax assets   | 遞延稅項資產              | 27         | 2,403                             | 665                               |
| Financial assets at fair value through other comprehensive income | 按公平值計入其他全面收益的金融資產   | 18         | 8,369                             | –                                 |
|   |                     |            | <b>192,980</b>                    | 157,894                           |
| <b>Current assets</b>   | <b>流動資產</b>         |            |                                   |                                   |
| Inventories   | 存貨                  | 21         | 30,460                            | 25,145                            |
| Contract assets   | 合同資產                | 22         | 55,052                            | 55,188                            |
| Trade and bills receivables                                       | 貿易應收款項及應收票據         | 22         | 52,973                            | 15,290                            |
| Prepayments, deposits and other receivables                       | 預付款項、按金及其他應收款項      | 17         | 3,286                             | 7,228                             |
| Financial assets at fair value through profit or loss             | 按公平值計入損益的金融資產       | 19         | –                                 | 5,001                             |
| Financial asset at amortised cost                                 | 按攤銷成本列賬的金融資產        | 23         | 16,080                            | –                                 |
| Pledged bank deposits   | 已抵押銀行存款             | 24         | 1,695                             | 14,557                            |
| Cash and cash equivalents   | 現金及現金等價物            | 24         | 48,926                            | 104,004                           |
|   |                     |            | <b>208,472</b>                    | 226,413                           |
| <b>Total assets</b>   | <b>資產總值</b>         |            | <b>401,452</b>                    | 384,307                           |
| <b>Equity</b>   | <b>權益</b>           |            |                                   |                                   |
| <b>Equity attributable to equity holders of the Company</b>       | <b>本公司權益持有人應佔權益</b> |            |                                   |                                   |
| Share capital   | 股本                  | 26         | 2,250                             | 2,250                             |
| Share premium   | 股份溢價                | 26         | 98,676                            | 98,676                            |
| Retained earnings   | 保留盈利                |            | 65,632                            | 58,979                            |
| Reserves  | 儲備                  |            | 121,167                           | 126,222                           |
|   |                     |            | <b>287,725</b>                    | 286,127                           |
| <b>Non-controlling interest</b>                                   | <b>非控股權益</b>        |            | <b>10,136</b>                     | 5,804                             |
| <b>Total equity</b>   | <b>權益總額</b>         |            | <b>297,861</b>                    | 291,931                           |

## CONSOLIDATED BALANCE SHEET (Continued)

### 綜合資產負債表 (續)

As at 31 December 2021 於二零二一年十二月三十一日

|                                     |                | Note<br>附註 | 2021<br>二零二一年<br>RMB'000<br>人民幣千元 | 2020<br>二零二零年<br>RMB'000<br>人民幣千元 |
|-------------------------------------|----------------|------------|-----------------------------------|-----------------------------------|
| <b>Liabilities</b>                  | <b>負債</b>      |            |                                   |                                   |
| <b>Non-current liabilities</b>      | <b>非流動負債</b>   |            |                                   |                                   |
| Bank borrowings                     | 銀行借款           | 30         | 7,703                             | 8,048                             |
| Lease liabilities                   | 租賃負債           | 25         | 7,553                             | 1,766                             |
| Deferred government grants          | 遞延政府補助         | 31         | 15,999                            | 10,001                            |
| Deferred tax liabilities            | 遞延稅項負債         | 27         | 2,107                             | –                                 |
|                                     |                |            | <b>33,362</b>                     | 19,815                            |
| <b>Current liabilities</b>          | <b>流動負債</b>    |            |                                   |                                   |
| Trade payables                      | 貿易應付款項         | 28         | 17,499                            | 18,482                            |
| Other payables and accruals         | 其他應付款項及應計款項    | 29         | 35,147                            | 36,108                            |
| Lease liabilities                   | 租賃負債           | 25         | 5,140                             | 4,725                             |
| Contract liabilities                | 合同負債           | 29         | 1,503                             | 1,487                             |
| Current income tax liabilities      | 即期所得稅負債        |            | 1,752                             | 2,769                             |
| Deferred government grants          | 遞延政府補助         | 31         | 4,277                             | 3,101                             |
| Bank borrowings                     | 銀行借款           | 30         | 4,911                             | 5,889                             |
|                                     |                |            | <b>70,229</b>                     | 72,561                            |
| <b>Total liabilities</b>            | <b>負債總額</b>    |            | <b>103,591</b>                    | 92,376                            |
| <b>Total equity and liabilities</b> | <b>權益及負債總額</b> |            | <b>401,452</b>                    | 384,307                           |

The consolidated financial statements on pages 118 to 215 were approved by the Board of Directors on 31 March 2022 and were signed on its behalf.

第118至215頁的綜合財務報表由董事會於二零二二年三月三十一日批准並由其代為簽署。

**Li Hao**  
李浩  
Director  
董事

**Xu Shizhen**  
許世真  
Director  
董事

The above consolidated balance sheet should be read in conjunction with the accompanying notes.

上述綜合資產負債表應與隨附附註一併閱讀。

# CONSOLIDATED STATEMENT OF CHANGES IN EQUITY

## 綜合權益變動表

For the year ended 31 December 2021 截至二零二一年十二月三十一日止年度

|   |                   | Attributable to equity holders of the Company<br>本公司權益持有人應佔 |                       |   |                       |                           |                          |   |                           |                           |   |                   |
|---|-------------------|---|-----------------------|---|-----------------------|---------------------------|--------------------------|---|---------------------------|---------------------------|---|-------------------|
|   |                   | Share capital<br>股本   | Share premium<br>股份溢價 | Share-based<br>以股份形式付款                    |                       | Statutory reserve<br>法定儲備 | Exchange reserve<br>外匯儲備 | Financial assets<br>at fair value<br>through other<br>按公平值計入<br>其他全面收益的 |                           | Retained earnings<br>保留盈利 | Non-controlling<br>Total interest<br>權益總額 |                   |
|   |                   |   |                       | Other reserve<br>其他儲備                     | payment reserve<br>儲備 |                           |                          | comprehensive income reserve<br>金融資產儲備                                  | income reserve<br>其他全面收益的 |                           | Total<br>總計                               | interest<br>非控股權益 |
|   |                   | RMB'000<br>人民幣千元  | RMB'000<br>人民幣千元      | RMB'000<br>人民幣千元<br>(Note (a))<br>(附註(a)) | RMB'000<br>人民幣千元      | RMB'000<br>人民幣千元          | RMB'000<br>人民幣千元         | RMB'000<br>人民幣千元  | RMB'000<br>人民幣千元          | RMB'000<br>人民幣千元          | RMB'000<br>人民幣千元                          | RMB'000<br>人民幣千元  |
| Balance at 1 January 2021   | 於二零二一年一月一日的結餘     | 2,250   | 98,676                | 111,235                                   | 752                   | 19,383                    | (5,148)                  | -   | 58,979                    | 286,127                   | 5,804                                     | 291,931           |
| Profit for the year   | 年內溢利              | -   | -                     | -   | -                     | -                         | -                        | -   | 7,241                     | 7,241                     | 2,832                                     | 10,073            |
| Other comprehensive (loss)/ income                                  | 其他全面(虧損)/收益       |   |                       |   |                       |                           |                          |   |                           |                           |   |                   |
| Currency translation differences                                    | 貨幣換算差額            | -   | -                     | -   | -                     | -                         | (1,711)                  | -   | -                         | (1,711)                   | -   | (1,711)           |
| Exchange differences on translation of foreign operations           | 換算海外業務的匯兌差額       | -   | -                     | -   | -                     | -                         | 168                      | -   | -                         | 168                       | -   | 168               |
| Exchange reserve released upon deregistration of a subsidiary       | 取消註冊一間附屬公司時解除外匯儲備 | -   | -                     | -   | -                     | -                         | (43)                     | -   | -                         | (43)                      | -   | (43)              |
| Equity investments at fair value through other comprehensive income | 按公平值計入其他全面收益的股本投資 | -   | -                     | -   | -                     | -                         | -                        | -   | -                         | -                         | -   | -                 |
| - Fair value losses taken to reserves                               | - 計入儲備的公平值虧損      | -   | -                     | -   | -                     | -                         | -                        | (5,173)   | -                         | (5,173)                   | -   | (5,173)           |
| - Disposal gains taken to reserves                                  | - 計入儲備的出售收益       | -   | -                     | -   | -                     | -                         | -                        | 1,116   | -                         | 1,116                     | -   | 1,116             |
| - Disposal gains recycled to retained earnings                      | - 復歸至保留盈利的出售收益    | -   | -                     | -   | -                     | -                         | -                        | (1,116)   | 1,116                     | -                         | -   | -                 |
| Total comprehensive (loss)/ income                                  | 全面(虧損)/收益總額       | -   | -                     | -   | -                     | -                         | (1,586)                  | (5,173)   | 8,357                     | 1,598                     | 2,832                                     | 4,430             |
| Transactions with owners  | 與擁有人的交易           |   |                       |   |                       |                           |                          |   |                           |                           |   |                   |
| Appropriation (Note (b))  | 撥款(附註(b))         | -   | -                     | -   | -                     | 1,704                     | -                        | -   | (1,704)                   | -                         | -   | -                 |
| Capital contribution from non-controlling interest                  | 非控股權益的注資          | -   | -                     | -   | -                     | -                         | -                        | -   | -                         | -                         | 1,500                                     | 1,500             |
| Total transactions with owners                                      | 與擁有人的交易總額         | -   | -                     | -   | -                     | 1,704                     | -                        | -   | (1,704)                   | -                         | 1,500                                     | 1,500             |
| Balance at 31 December 2021   | 於二零二一年十二月三十一日的結餘  | 2,250   | 98,676                | 111,235                                   | 752                   | 21,087                    | (6,734)                  | (5,173)   | 65,632                    | 287,725                   | 10,136                                    | 297,861           |

## CONSOLIDATED STATEMENT OF CHANGES IN EQUITY (Continued)

### 綜合權益變動表 (續)

For the year ended 31 December 2021 截至二零二一年十二月三十一日止年度

|   |                  | Attributable to equity holders of the Company<br>本公司權益持有人應佔 |               |               |                             |                   |                  |                   |         |                          |              |
|---|------------------|---|---------------|---------------|-----------------------------|-------------------|------------------|-------------------|---------|--------------------------|--------------|
|   |                  | Share capital   | Share premium | Other reserve | Share-based payment reserve | Statutory reserve | Exchange reserve | Retained earnings | Total   | Non-controlling interest | Total equity |
|   |                  | 股本  | 股份溢價          | 其他儲備          | 以股份形式<br>付款儲備               | 法定儲備              | 外匯儲備             | 保留盈利              | 總計      | 非控股權益                    | 權益總額         |
|   |                  | RMB'000   | RMB'000       | RMB'000       | RMB'000                     | RMB'000           | RMB'000          | RMB'000           | RMB'000 | RMB'000                  | RMB'000      |
|   |                  | 人民幣千元   | 人民幣千元         | 人民幣千元         | 人民幣千元                       | 人民幣千元             | 人民幣千元            | 人民幣千元             | 人民幣千元   | 人民幣千元                    | 人民幣千元        |
|   |                  | (Note (a))<br>(附註(a))                                       |               |               |                             |                   |                  |                   |         |                          |              |
| Balance at 1 January 2020   | 於二零二零年一月一日的結餘    | 2,250   | 98,676        | 111,235       | 752                         | 17,409            | (866)            | 49,217            | 278,673 | -                        | 278,673      |
| Profit/(loss) for the year  | 年內溢利/(虧損)        | -   | -             | -             | -                           | -                 | -                | 11,736            | 11,736  | (196)                    | 11,540       |
| Other comprehensive (loss)/ income  | 其他全面(虧損)/收益      |   |               |               |                             |                   |                  |                   |         |                          |              |
| Currency translation differences  | 貨幣換算差額           | -   | -             | -             | -                           | -                 | (4,290)          | -                 | (4,290) | -                        | (4,290)      |
| Exchange differences on translation of foreign operations                         | 換算海外業務的匯兌差額      | -   | -             | -             | -                           | -                 | 8                | -                 | 8       | -                        | 8            |
| Total comprehensive (loss)/ income  | 全面(虧損)/收益總額      | -   | -             | -             | -                           | -                 | (4,282)          | 11,736            | 7,454   | (196)                    | 7,258        |
| Transactions with owners  | 與擁有人的交易          |   |               |               |                             |                   |                  |                   |         |                          |              |
| Appropriation (Note (b))  | 撥款(附註(b))        | -   | -             | -             | -                           | 1,974             | -                | (1,974)           | -       | -                        | -            |
| Capital contribution from non-controlling interest on setting up a new subsidiary | 非控股權益就成立新附屬公司的注資 | -   | -             | -             | -                           | -                 | -                | -                 | -       | 6,000                    | 6,000        |
| Total transactions with owners  | 與擁有人的交易總額        | -   | -             | -             | -                           | 1,974             | -                | (1,974)           | -       | 6,000                    | 6,000        |
| Balance at 31 December 2020   | 於二零二零年十二月三十一日的結餘 | 2,250   | 98,676        | 111,235       | 752                         | 19,383            | (5,148)          | 58,979            | 286,127 | 5,804                    | 291,931      |

## CONSOLIDATED STATEMENT OF CHANGES IN EQUITY (Continued)

### 綜合權益變動表 (續)

For the year ended 31 December 2021 截至二零二一年十二月三十一日止年度

Notes:

- (a) Other reserve represents the combined share capital and capital reserve of the companies comprising the Group, after elimination of inter-company transactions and balances as at 31 December 2021 and 2020 in relation to the Company's reorganisation (the "Reorganisation").
- (b) The PRC laws and regulations require companies registered in the PRC to provide for certain statutory reserves, which are to be appropriated from the profit after income tax (after offsetting accumulated losses from prior years) as reported in their respective statutory financial statements, before profit distributions to equity holders. All statutory reserves are created for specific purposes. A PRC company is required to appropriate an amount of not less than 10% of statutory profits after income tax to statutory surplus reserves, prior to distribution of its post-tax profits of the current year. A company may discontinue the contribution when the aggregate sum of the statutory surplus reserve is more than 50% of its registered capital. The statutory surplus reserves shall only be used to make up losses of the company, to expand the company's operations, or to increase the capital of the company. In addition, a company may make further contribution to the discretionary surplus reserve using its post-tax profits in accordance with resolutions of the board of directors.

附註：

- (a) 其他儲備指本集團旗下各公司就本公司重組(「重組」)對銷集團內公司間於二零二一年及二零二零年十二月三十一日之交易及結餘後的合併股本及資本儲備。
- (b) 中國法律及法規規定，中國註冊公司於向權益持有人作出溢利分派前，須就其各自法定財務報表所呈報的所得稅後溢利(抵銷過往年度的累計虧損後轉撥的若干法定儲備計提撥備。所有法定儲備均就特定目的而設立。中國公司於分派其當前年度的稅後溢利前，須轉撥不少於所得稅後法定溢利10%的金額至法定盈餘儲備。當法定盈餘儲備的總額超出註冊資本的50%時，公司可停止轉撥。法定盈餘儲備將僅用於彌補公司虧損、擴充公司營運或增加公司資本。此外，公司可根據董事會決議案，進一步轉撥其稅後溢利至酌情盈餘儲備。

The above consolidated statement of changes in equity should be read in conjunction with the accompanying notes.

上述綜合權益變動表應與隨附附註一併閱讀。

## CONSOLIDATED STATEMENT OF CASH FLOWS

### 綜合現金流量表

For the year ended 31 December 2021 截至二零二一年十二月三十一日止年度

|   |                         | Note<br>附註 | 2021<br>二零二一年<br>RMB'000<br>人民幣千元 | 2020<br>二零二零年<br>RMB'000<br>人民幣千元 |
|---|-------------------------|------------|-----------------------------------|-----------------------------------|
| <b>Cash flows from operating activities</b>   | <b>經營活動現金流量</b>         |            |                                   |                                   |
| Cash generated from operations  | 經營所得現金                  | 33(a)      | 18,586                            | 53,572                            |
| Income tax paid   | 已付所得稅                   |            | (2,900)                           | (3,021)                           |
| Interest received   | 已收利息                    |            | 649                               | 925                               |
| Net cash generated from operating activities  | 經營活動所得現金淨額              |            | 16,335                            | 51,476                            |
| <b>Cash flows from investing activities</b>   | <b>投資活動現金流量</b>         |            |                                   |                                   |
| Purchase of property, plant and equipment   | 購買物業、廠房及設備              |            | (62,676)                          | (71,115)                          |
| Purchase of intangible assets   | 購買無形資產                  |            | (544)                             | (1,774)                           |
| Proceeds from disposal of property, plant and equipment                                     | 出售物業、廠房及設備之所得款項         | 33(b)      | 2,830                             | 480                               |
| Receipt of government grants for purchase of equipment                                      | 就購買設備收取之政府補助            | 31         | 11,738                            | 2,770                             |
| Purchase of financial assets at fair value through profit or loss                           | 購買按公平值計入損益的金融資產         | 19         | —                                 | (13,952)                          |
| Proceeds from disposal of financial assets at fair value through profit or loss             | 出售按公平值計入損益的金融資產所得款項     | 33(c)      | 5,000                             | 8,859                             |
| Purchase of financial assets at fair value through other comprehensive income               | 購買按公平值計入其他全面收益的金融資產     |            | (23,653)                          | —                                 |
| Proceeds from disposal of financial assets at fair value through other comprehensive income | 出售按公平值計入其他全面收益的金融資產所得款項 |            | 11,084                            | —                                 |
| Purchase of financial asset at amortised cost   | 購買按攤銷成本列賬的金融資產          | 23         | (16,352)                          | —                                 |
| Net cash used in investing activities   | 投資活動所用現金淨額              |            | (72,573)                          | (74,732)                          |

## CONSOLIDATED STATEMENT OF CASH FLOWS (Continued)

### 綜合現金流量表 (續)

For the year ended 31 December 2021 截至二零二一年十二月三十一日止年度

|  |                     | Note  | 2021<br>二零二一年<br>RMB'000<br>人民幣千元 | 2020<br>二零二零年<br>RMB'000<br>人民幣千元 |
|--|---------------------|-------|-----------------------------------|-----------------------------------|
|  |                     | 附註    |                                   |                                   |
| <b>Cash flows from financing activities</b>            | <b>融資活動現金流量</b>     |       |                                   |                                   |
| Proceeds from bank borrowings                          | 銀行借款所得款項            | 33(d) | 19,245                            | 13,511                            |
| Repayments of bank borrowings                          | 償還銀行借款              | 33(d) | (20,342)                          | (7,652)                           |
| Decrease/(increase) in pledged bank deposits           | 已抵押銀行存款減少／(增加)      |       | 12,862                            | (14,557)                          |
| Payment of interests on bank borrowings                | 支付銀行借款利息            | 33(d) | (889)                             | (570)                             |
| Payment of principal element of lease liabilities      | 支付租賃負債本金部分          | 33(d) | (9,178)                           | (4,310)                           |
| Payment of interest element of lease liabilities       | 支付租賃負債利息部分          | 33(d) | (327)                             | (432)                             |
| Capital contribution from non-controlling interest     | 非控股權益的注資            |       | 1,500                             | 6,000                             |
| Net cash generated from/(used in) financing activities | 融資活動所得／(所用)現金淨額     |       | 2,871                             | (8,010)                           |
| <b>Net decrease in cash and cash equivalents</b>       | <b>現金及現金等價物減少淨額</b> |       | <b>(53,367)</b>                   | <b>(31,266)</b>                   |
| Cash and cash equivalents at beginning of the year     | 年初現金及現金等價物          |       | 104,004                           | 139,172                           |
| Currency translation differences                       | 貨幣換算差額              |       | (1,711)                           | (3,902)                           |
| Cash and cash equivalents at end of the year           | 年末現金及現金等價物          | 24    | 48,926                            | 104,004                           |

The above consolidated statement of cash flows should be read in conjunction with the accompanying notes.

上述綜合現金流量表應與隨附附註一併閱讀。

# NOTES TO THE CONSOLIDATED FINANCIAL STATEMENTS

## 綜合財務報表附註

### 1 General information

Confidence Intelligence Holdings Limited (the “Company”) was incorporated in the Cayman Islands on 7 December 2018 as an exempted company with limited liability under the Companies Law Cap. 22, Law 3 of 1961 as consolidated and revised of the Cayman Islands. The address of its registered office is Windward 3, Regatta Office Park, P.O. Box 1350, Grand Cayman, KY1-1108, Cayman Islands.

The Company is an investment holding company. The Company and its subsidiaries (together, the “Group”) are principally engaged in the provision of electronic manufacturing service (“EMS”). The ultimate holding company of the Company is Skyflying Company Limited, a company incorporated in the British Virgin Islands (“BVI”). The ultimate controlling party of the Group is Mr. Li Hao.

The shares of the Company were listed on the Main Board of the Stock Exchange of Hong Kong Limited on 18 October 2019.

These consolidated financial statements are presented in unit of Renminbi (“RMB”) and all values are rounded to the nearest thousand (“RMB’000”), unless otherwise stated.

### 1 一般資料

信懋智能控股有限公司（「本公司」）於二零一八年十二月七日根據開曼群島法例第22章公司法（一九六一年第3號法例，經綜合及修訂）於開曼群島註冊成立為獲豁免有限責任公司。其註冊辦事處地址為Windward 3, Regatta Office Park, P.O. Box 1350, Grand Cayman, KY1-1108, Cayman Islands。

本公司為一家投資控股公司。本公司及其附屬公司（統稱「本集團」）主要從事提供電子製造服務（「EMS」）。本公司的最終控股公司為於英屬處女群島（「英屬處女群島」）註冊成立的公司Skyflying Company Limited。本集團的最終控股人士為李浩先生。

本公司股份於二零一九年十月十八日在香港聯合交易所有限公司主板上市。

除另有說明外，該等綜合財務報表以人民幣（「人民幣」）呈列，所有數值均約整至最接近千位（「人民幣千元」）。



## NOTES TO THE CONSOLIDATED FINANCIAL STATEMENTS (Continued)

### 綜合財務報表附註 (續)

## 2 Summary of significant accounting policies

This note provides a list of the significant accounting policies adopted in the preparation of these consolidated financial statements. These policies have been consistently applied to all the years presented, unless otherwise stated.

### 2.1 Basis of preparation

The consolidated financial statements of the Group have been prepared in accordance with Hong Kong Financial Reporting Standards (“HKFRSs”) issued by the Hong Kong Institute of Certified Public Accountants (“HKICPA”) and the disclosure requirements of the Hong Kong Companies Ordinance Cap. 622. The consolidated financial statements have been prepared under the historical cost convention, except for financial assets at fair value through profit or loss (“FVTPL”) and fair value through other comprehensive income (“FVOCI”) which have been measured at fair value.

The preparation of the consolidated financial statements in conformity with HKFRSs requires the use of certain critical accounting estimates. It also requires management to exercise its judgement in the process of applying the Group’s accounting policies. The areas involving a higher degree of judgement or complexity, or areas where assumptions and estimates are significant to the consolidated financial statements, are disclosed in Note 4.

#### (a) Amended standards adopted by the Group

The Group has adopted the following amended standards for the first time for their annual reporting period commencing 1 January 2021:

|   |  |
|---|--|
| Amendments to HKFRS 16  | Covid-19-Related Rent Concessions        |
| Amendments to HKFRS 9, HKAS 39, HKFRS 7, HKFRS 4 and HKFRS 16 | Interest Rate Benchmark Reform – Phase 2 |

## 2 主要會計政策概要

本附註提供編製該等綜合財務報表時採用的主要會計政策清單。除非另有說明，否則於所呈列的所有年度一直貫徹採用該等政策。

### 2.1 編製基準

本集團綜合財務報表已按照香港會計師公會（「香港會計師公會」）頒佈的香港財務報告準則（「香港財務報告準則」）及香港公司條例第622章的披露規定編製。綜合財務報表已根據歷史成本法編製，惟按公平值計入損益（「按公平值計入損益」）及按公平值計入其他全面收益（「按公平值計入其他全面收益」）的金融資產除外，其按公平值計量。

編製符合香港財務報告準則的綜合財務報表需要使用若干關鍵會計估計，亦需管理層在應用本集團會計政策的過程中作出判斷。涉及較多判斷或複雜程度較高的範疇或假設及估計對綜合財務報表屬重大的範疇已於附註4披露。

#### (a) 本集團採納的經修訂準則

本集團已於二零二一年一月一日開始的年度報告期間首次採納以下經修訂準則：

|  |                |
|--|----------------|
| 香港財務報告準則第16號(修訂本)  | Covid-19相關租金減免 |
| 香港財務報告準則第9號、香港會計準則第39號、香港財務報告準則第7號、香港財務報告準則第4號及香港財務報告準則第16號(修訂本) | 利率基準改革—第二階段    |

## NOTES TO THE CONSOLIDATED FINANCIAL STATEMENTS (Continued)

### 綜合財務報表附註 (續)

## 2 Summary of significant accounting policies (Continued)

### 2.1 Basis of preparation (Continued)

- (b) New and amended standards, interpretation and accounting guideline issued but not yet adopted by the Group

The following new and amended standards, interpretation and accounting guideline have been published that are not mandatory for 31 December 2021 reporting periods and have not been early adopted by the Group.

## 2 主要會計政策概要 (續)

### 2.1 編製基準 (續)

- (b) 已發佈但本集團尚未採納的新訂及經修訂準則、詮釋及會計指引

截至二零二一年十二月三十一日的報告期間，下列新訂及經修訂準則、詮釋及會計指引已頒佈但非強制採納，本集團亦未提前採納。

|  |   | Effective for accounting periods beginning on or after 於下列日期或之後開始的會計期間生效 |
|--|---|--|
| Amendments to HKFRS 16                         | Covid-19 – Related Rent Concessions beyond 2021         | 1 April 2021   |
| 香港財務報告準則第16號(修訂本)                              | 二零二一年後的Covid-19相關租金減免                                   | 二零二一年四月一日  |
| Amendments to HKFRS 3, HKAS 16 and HKAS 37     | Narrow-scope amendments                                 | 1 January 2022   |
| 香港財務報告準則第3號、香港會計準則第16號及香港會計準則第37號(修訂本)         | 小範圍修訂   | 二零二二年一月一日  |
| Annual Improvements Project                    | Annual Improvements to HKFRSs 2018 to 2020              | 1 January 2022   |
| 年度改進項目   | 二零一八年至二零二零年週期的香港財務報告準則年度改進                              | 二零二二年一月一日  |
| Amendments to Accounting Guideline 5 (Revised) | Merger Accounting for Common Control Combinations       | 1 January 2022   |
| 會計指引第5號(修訂本)(經修訂)                              | 共同控制合併的合併會計處理   | 二零二二年一月一日  |
| Amendments to HKAS 1                           | Classification of Liabilities as Current or Non-current | 1 January 2023   |
| 香港會計準則第1號(修訂本)                                 | 流動或非流動負債分類  | 二零二三年一月一日  |
| HKFRS 17                                       | Insurance Contracts                                     | 1 January 2023   |
| 香港財務報告準則第17號                                   | 保險合約  | 二零二三年一月一日  |
| Amendments to HKFRS 17                         | Insurance Contracts                                     | 1 January 2023   |
| 香港財務報告準則第17號(修訂本)                              | 保險合約  | 二零二三年一月一日  |

## NOTES TO THE CONSOLIDATED FINANCIAL STATEMENTS (Continued)

### 綜合財務報表附註 (續)

## 2 Summary of significant accounting policies (Continued)

### 2.1 Basis of preparation (Continued)

- (b) New and amended standards, interpretation and accounting guideline issued but not yet adopted by the Group (Continued)

## 2 主要會計政策概要 (續)

### 2.1 編製基準 (續)

- (b) 已發佈但本集團尚未採納的新訂及經修訂準則、詮釋及會計指引 (續)

|  |   | Effective for accounting periods beginning on or after 於下列日期或之後開始的會計期間生效 |
|--|---|--|
| Amendments to HKAS 8<br>香港會計準則第8號 (修訂本)  | Definition of Accounting Estimates<br>會計估計定義  | 1 January 2023<br>二零二三年一月一日  |
| Amendments to HKAS 12<br>香港會計準則第12號 (修訂本)  | Deferred Tax related to Assets and Liabilities arising from a Single Transaction<br>來自單一交易的資產及負債相關遞延稅項  | 1 January 2023<br>二零二三年一月一日  |
| Amendments to HKAS 1 and HKFRS Practice Statement 2<br>香港會計準則第1號及香港財務報告準則常務說明第2號 (修訂本) | Disclosure of Accounting Policies<br>會計政策披露   | 1 January 2023<br>二零二三年一月一日  |
| Hong Kong Interpretation 5 (2020)<br>香港詮釋第5號 (二零二零年)                                   | Presentation of Financial Statements – Classification by the Borrower of a Term Loan that Contains a Repayment on Demand Clause<br>財務報表的呈列 – 包含按需要償款條款的有期貨款的借款人分類 | 1 January 2023<br>二零二三年一月一日  |
| Amendments to HKFRS 10 and HKAS 28<br>香港財務報告準則第10號及香港會計準則第28號 (修訂本)                    | Sale or Contribution of Assets between an Investor and its Associate or Joint Venture<br>投資者與其聯營公司或合營企業之間的資產出售或投入   | To be determined<br>待定   |

The Group will adopt the above new or revised standards and amendments to existing standards as and when they become effective. Management has performed preliminary assessment and does not anticipate any significant impact on the Group's financial position and results of operations upon adopting these standards and amendments to existing HKFRSs.

本集團將於其生效時採用上述新訂或經修訂準則及現有準則修訂本。管理層已進行初步評估且預期採納該等準則及現有香港財務報告準則之修訂本後不會對本集團的財務狀況及營運業績造成任何重大影響。

## NOTES TO THE CONSOLIDATED FINANCIAL STATEMENTS (Continued)

### 綜合財務報表附註 (續)

## 2 Summary of significant accounting policies (Continued)

### 2.2 Subsidiaries

#### 2.2.1 Consolidation

A subsidiary is an entity (including a structured entity) over which the Group has control. The Group controls an entity when the Group is exposed to, or has rights to, variable returns from its involvement with the entity and has the ability to affect those returns through its power over the entity. Subsidiaries are consolidated from the date on which control is transferred to the Group. They are deconsolidated from the date that control ceases.

#### (a) Business combination

The Group applies the acquisition method to account for business combinations. The consideration transferred for the acquisition of a subsidiary is the fair values of the assets transferred, the liabilities incurred and the equity interests issued by the Group. The consideration transferred includes the fair value of any asset or liability resulting from a contingent consideration arrangement. Identifiable assets acquired and liabilities and contingent liabilities assumed in a business combination are measured initially at their fair values at the acquisition date. The Group recognises any non-controlling interest in the acquiree on an acquisition-by-acquisition basis, either at fair value or at the non-controlling interest's proportionate share of the recognised amounts of acquiree's identifiable net assets.

Acquisition-related costs are expensed as incurred.

## 2 主要會計政策概要 (續)

### 2.2 附屬公司

#### 2.2.1 綜合入賬

附屬公司為本集團擁有控制權的實體(包括架構實體)。當本集團透過參與該實體的活動而獲得或有權享有可變回報，且有能力透過其對實體的權力影響該等回報時，則本集團控制該實體。附屬公司自控制權轉移至本集團當日起綜合入賬，並自控制權終止當日起終止綜合入賬。

#### (a) 業務合併

本集團採用收購法將業務合併入賬。收購附屬公司的轉讓代價為本集團已轉讓資產、所產生負債及發行的股本權益的公平值。所轉讓代價包括因或然代價安排而產生任何資產或負債的公平值。於業務合併中收購的可識別資產以及承擔的負債及或然負債初步按其於收購日期的公平值計量。本集團根據個別收購基準，按公平值或按非控股權益應佔被收購方可識別淨資產的確認金額的比例，確認於被收購方的任何非控股權益。

收購相關成本於產生時支銷。

## NOTES TO THE CONSOLIDATED FINANCIAL STATEMENTS (Continued)

### 綜合財務報表附註 (續)

## 2 Summary of significant accounting policies (Continued)

### 2.2 Subsidiaries (Continued)

#### 2.2.1 Consolidation (Continued)

##### (a) Business combination (Continued)

If the business combination is achieved in stages, the acquisition date carrying value of the acquirer's previously held equity interest in the acquiree is re-measured to fair value at the acquisition date; any gains or losses arising from such re-measurement are recognised in profit or loss.

Any contingent consideration to be transferred by the Group is recognised at fair value at the acquisition date. Subsequent changes to the fair value of the contingent consideration that is deemed to be an asset or liability is recognised in accordance with HKFRS 9 in profit or loss. Contingent consideration that is classified as equity is not remeasured, and its subsequent settlement is accounted for within equity.

The excess of the consideration transferred, the amount of any non-controlling interest in the acquiree and the acquisition-date fair value of any previous equity interest in the acquiree over the fair value of the identifiable net assets acquired is recorded as goodwill. If the total of consideration transferred, non-controlling interest recognised and previously held interest measured is less than the fair value of the net assets of the subsidiary acquired in the case of a bargain purchase, the difference is recognised directly in the profit or loss.

Inter-company transactions, balances and unrealised gains on transactions between group companies are eliminated. Unrealised losses are also eliminated. Accounting policies of subsidiaries now comprising the Group have been changed where necessary to ensure consistency with the policies adopted by the Group.

## 2 主要會計政策概要 (續)

### 2.2 附屬公司 (續)

#### 2.2.1 綜合入賬 (續)

##### (a) 業務合併 (續)

倘業務合併分階段進行，收購方先前於被收購方持有的股權於收購日期的賬面值重新計量為收購日期的公平值；有關重新計量所產生的任何收益或虧損於損益中確認。

本集團將予轉讓的任何或然代價按收購日期的公平值確認。被視為一項資產或負債的或然代價的公平值後續變動，按照香港財務報告準則第9號於損益中確認。分類為權益的或然代價毋須重新計量，而其後續結算於權益入賬。

所轉讓代價、於被收購方的任何非控股權益金額及任何先前於被收購方的股權於收購日期的公平值超過所收購可識別淨資產公平值的差額，乃入賬列作商譽。倘轉讓的代價、已確認非控股權益及先前持有的權益總額低於所收購附屬公司淨資產的公平值（於議價收購的情況下），則該差額會直接於損益中確認。

公司間交易、結餘及集團公司之間交易的未變現收益均予以對銷。未變現虧損亦會對銷。現時組成本集團的附屬公司的會計政策已作出必要的變動以確保與本集團採用的政策一致。

## NOTES TO THE CONSOLIDATED FINANCIAL STATEMENTS (Continued)

### 綜合財務報表附註 (續)

## 2 Summary of significant accounting policies (Continued)

### 2.2 Subsidiaries (Continued)

#### 2.2.1 Consolidation (Continued)

##### (b) *Changes in ownership interests in subsidiaries without change of control*

Transactions with non-controlling interests that do not result in a loss of control are accounted for as equity transactions – that is, as transactions with the owners of the subsidiary in their capacity as owners. The difference between fair value of any consideration paid and the relevant share acquired of the carrying amount of net assets of the subsidiary is recorded in equity. Gains or losses on disposal to non-controlling interests are also recorded in equity.

##### (c) *Disposal of subsidiaries*

When the Group ceases to have control, any retained interest in the entity is re-measured to its fair value at the date when control is lost, with the change in carrying amount recognised in profit or loss. The fair value is the initial carrying amount for the purposes of subsequently accounting for the retained interest as an associate or financial asset. In addition, any amounts previously recognised in other comprehensive income in respect of that entity are accounted for as if the Group had directly disposed of the related assets or liabilities. This may mean that amounts previously recognised in other comprehensive income are reclassified to profit or loss.

## 2 主要會計政策概要 (續)

### 2.2 附屬公司 (續)

#### 2.2.1 綜合入賬 (續)

##### (b) *控制權並無變動的附屬公司擁有權權益變動*

不會導致失去控制權的非控股權益交易入賬列作權益交易，即與附屬公司擁有人以其作為擁有人的身份進行的交易。任何已付代價的公平值與相關應佔所收購附屬公司淨資產賬面值的差額計入權益。向非控股權益進行出售的收益或虧損亦計入權益。

##### (c) *出售附屬公司*

倘本集團不再擁有控制權，其於該實體的任何保留權益按其失去控制權當日的公平值重新計量，而賬面值變動則於損益內確認。就隨後入賬列作聯營公司或金融資產的保留權益而言，此公平值即初步賬面值。此外，先前於其他全面收益內確認與該實體有關的任何金額按猶如本集團已直接出售有關資產或負債的方式入賬。這可能意味著先前在其他全面收益內確認的金額重新分類至損益。

## NOTES TO THE CONSOLIDATED FINANCIAL STATEMENTS (Continued)

### 綜合財務報表附註 (續)

## 2 Summary of significant accounting policies (Continued)

### 2.2 Subsidiaries (Continued)

#### 2.2.2 Separate financial statements

Investments in subsidiaries are accounted for by the Company at cost less impairment. Cost includes direct attributable costs of investment. The results of subsidiaries are accounted for by the Company on the basis of dividend received and receivable.

Impairment testing of the investments in subsidiaries is required upon receiving dividend from these investments if the dividend exceeds the total comprehensive income of the subsidiary in the period the dividend is declared or if the carrying amount of the investment in the separate financial statements exceeds the carrying amount in the Consolidated financial statements of the investee's net assets including goodwill.

### 2.3 Associates

An associate is an entity over which the Group has significant influence but not control, generally but not necessarily accompanying a shareholding of between 20% and 50% of the voting rights. Investments in associates are accounted for using the equity method of accounting. Under the equity method, the investment is initially recognised at cost, and the carrying amount is increased or decreased to recognise the investor's share of the profit or loss and other comprehensive income of the investee after the date of acquisition. The Group's investment in an associate includes goodwill identified on acquisition, net of any accumulated impairment loss. Upon the acquisition of the ownership interest in an associate, any difference between the cost of the associate and the Group's share of the net fair value of the associate's identifiable assets and liabilities is accounted for as goodwill.

## 2 主要會計政策概要(續)

### 2.2 附屬公司(續)

#### 2.2.2 獨立財務報表

於附屬公司的投資由本公司按成本扣除減值入賬。成本包括直接應佔投資成本。附屬公司的業績由本公司按已收股息及應收股息入賬。

當收到於附屬公司的投資的股息時，倘股息超過附屬公司在宣派股息期間的全面收益總額，或倘於獨立財務報表的投資賬面值超過被投資公司淨資產(包括商譽)於綜合財務報表的賬面值時，則須對有關投資進行減值測試。

### 2.3 聯營公司

聯營公司是指本集團具有重大影響力但無控制權的實體，通常但不一定附帶有20%至50%投票權的股權。於聯營公司的投資採用權益會計法入賬。根據權益法，投資初步按成本確認，而賬面值會增加或減少，以確認投資者於收購日期後應佔被投資方的損益及其他全面收益。本集團於一間聯營公司的投資包括收購時識別的商譽(扣除任何累計減值虧損)。於收購一間聯營公司之擁有權權益後，聯營公司成本與本集團應佔聯營公司可識別資產及負債公平值淨值之間的任何差額將作為商譽入賬。

## NOTES TO THE CONSOLIDATED FINANCIAL STATEMENTS (Continued)

### 綜合財務報表附註 (續)

## 2 Summary of significant accounting policies (Continued)

### 2.3 Associates (Continued)

The Group's share of its associate's post-acquisition profit or loss is recognised in the profit or loss, and its share of post-acquisition movements in other comprehensive income is recognised in other comprehensive income. The cumulative post-acquisition movements are adjusted against the carrying amount of the investment. When the Group's share of losses in an associate equals or exceeds its interests in the associate, including any other unsecured long-term receivables, the Group does not recognise further losses, unless it has incurred legal or constructive obligations or made payments on behalf of the associate.

The Group determines at each reporting date whether there is any objective evidence that the investment in an associate is impaired. If this is the case, the Group calculates the amount of impairment as the difference between the recoverable amount of the associate and its carrying value and recognises the amount as "Impairment loss of investment in an associate" in the profit or loss.

Unrealised gains on transactions between the Group and its associate are eliminated to the extent of the Group's interest in an associate. Unrealised losses are also eliminated unless the transaction provides evidence of an impairment of the asset transferred. A full gain or loss is recognised when a transaction involves a business whereas a partial gain or loss is recognised when a transaction involves assets that do not constitute a business, even if those assets are held by a subsidiary. Accounting policies of an associate have been changed where necessary to ensure consistency with the policies adopted by the Group.

Gains or losses on dilution of equity interest in an associate are recognised in the profit or loss. If the ownership interest in an associate is reduced but significant influence is retained, only a proportionate share of the amounts previously recognised in other comprehensive income is reclassified to profit or loss where appropriate.

## 2 主要會計政策概要 (續)

### 2.3 聯營公司 (續)

本集團應佔其聯營公司收購後損益於損益內確認，其應佔收購後其他全面收益的變動於其他全面收益內確認。收購後的累計變動將根據投資的賬面值進行調整。當本集團應佔一間聯營公司的虧損等於或超過其於聯營公司的權益（包括任何其他無抵押長期應收款項）時，本集團不會確認進一步虧損，除非已產生法定或推定責任或已代表聯營公司付款。

本集團於各報告日期釐定是否有任何客觀證據顯示於一間聯營公司的投資已減值。倘出現減值跡象，本集團按聯營公司的可收回金額與其賬面值之間的差額計算減值金額，並將該金額於損益內確認為「於一間聯營公司之投資之減值虧損」。

本集團與其聯營公司之間交易的未變現收益均按本集團於一間聯營公司的權益予以對銷。未變現虧損亦會對銷，除非交易提供所轉讓資產的減值證據。當交易涉及一項業務時確認全部收益或虧損，而當交易涉及不構成一項業務的資產時確認部分收益或虧損，即使該等資產由附屬公司持有。聯營公司的會計政策已作出必要變動以確保與本集團採用的政策一致。

聯營公司股本權益攤薄所產生的收益或虧損於損益內確認。倘減少聯營公司的擁有權權益但保留重大影響力，則僅應佔先前於其他全面收益內確認的金額比例重新分類至損益（如適用）。



## NOTES TO THE CONSOLIDATED FINANCIAL STATEMENTS (Continued)

### 綜合財務報表附註 (續)

## 2 Summary of significant accounting policies (Continued)

### 2.4 Segment reporting

Operating segment is reported in a manner consistent with the internal reporting provided to the chief operating decision-maker (“CODM”). The CODM, who is responsible for allocating resources and assessing performance of the operating segment, has been identified as the directors who make strategic decisions.

### 2.5 Foreign currency translation

#### 2.5.1 Functional and presentation currency

Items included in the financial statements of each of the Group’s entities are measured using the currency of the primary economic environment in which the entity operates (the “functional currency”). The consolidated financial statements are presented in RMB, which is the Group’s presentation currency. The Company’s functional currency is Hong Kong dollars (“HK\$”).

#### 2.5.2 Transactions and balances

Foreign currency transactions are translated into the functional currency using the exchange rates prevailing at the dates of the transaction. Foreign exchange gains and losses resulting from the settlement of such transactions and from the translation at year-end exchange rates of monetary assets and liabilities denominated in foreign currencies are generally recognised in consolidated income statement.

All other foreign exchange gains and losses are presented in the consolidated income statement on a net basis within “Other losses, net”.

Non-monetary items that are measured at fair value in a foreign currency are translated using the exchange rates at the date when the fair value was determined. Translation differences on assets and liabilities carried at fair value are reported as part of the fair value gain or loss. For example, translation differences on non-monetary assets and liabilities such as equities held at fair value through profit or loss are recognised in the consolidated income statement as part of the fair value gain or loss and translation differences on non-monetary assets such as equities held at fair value through other comprehensive income are recognised in other comprehensive income.

## 2 主要會計政策概要(續)

### 2.4 分部報告

經營分部的報告形式與向主要營運決策者(「主要營運決策者」)提供的內部報告形式一致。主要營運決策者負責分配資源及評估經營分部表現，其已被確定為作出策略決策的董事。

### 2.5 外幣換算

#### 2.5.1 功能及呈列貨幣

本集團各實體財務報表所列的項目均採用該實體經營所在主要經濟環境的貨幣(「功能貨幣」)計量。綜合財務報表以本集團的呈列貨幣人民幣呈列。本公司的功能貨幣為港元(「港元」)。

#### 2.5.2 交易及結餘

外幣交易按交易當日現行匯率換算為功能貨幣。結算有關交易及按年末匯率換算以外幣計值的貨幣資產及負債所產生的外匯損益一般於綜合收益表內確認。

所有其他外匯收益及虧損一概按淨額基準於綜合收益表內的「其他虧損淨額」內呈列。

以外幣公平值計量的非貨幣項目採用釐定公平值當日的匯率換算。以公平值入賬的資產及負債的匯兌差額列報為公平值收益或虧損的一部分。例如，非貨幣資產及負債(如按公平值計入損益的權益)的匯兌差額在綜合收益表中確認為公平值收益或虧損的一部分，而非貨幣資產(如按公平值計入其他全面收益的權益)的匯兌差額在其他全面收益中確認。

## NOTES TO THE CONSOLIDATED FINANCIAL STATEMENTS (Continued)

### 綜合財務報表附註 (續)

## 2 Summary of significant accounting policies (Continued)

### 2.5 Foreign currency translation (Continued)

#### 2.5.3 Group companies

The results and financial positions of all the group entities (none of which has the currency of a hyperinflationary economy) that have a functional currency different from the presentation currency are translated into the presentation currency as follows:

- assets and liabilities for each balance sheet presented are translated at the closing rate at the date of that balance sheet;
- income and expenses for each income statement and statement of comprehensive income are translated at average exchange rates (unless this average is not a reasonable approximation of the cumulative effect of the rates prevailing on the transaction dates, in which case income and expenses are translated at the rate on the dates of the transactions); and
- all resulting exchange differences are recognised in other comprehensive income.

On consolidation, exchange differences arising from the translation of any net investment in foreign operations are taken to other comprehensive income. When a foreign operation is sold or any borrowings forming part of the net investment are repaid, the associated exchange differences are reclassified to the consolidated income statement, as part of the gain or loss on sale.

Goodwill and fair value adjustments arising on the acquisition of a foreign operation are treated as assets and liabilities of the foreign entity and translated at the closing rate.

## 2 主要會計政策概要 (續)

### 2.5 外幣換算 (續)

#### 2.5.3 集團公司

功能貨幣與呈列貨幣不同的所有集團實體(當中不涉及嚴重通脹經濟體系貨幣)的業績及財務狀況按以下方法換算為呈列貨幣:

- 每份呈列的資產負債表內的資產及負債按該資產負債表當日的收市匯率換算;
- 每份收益表及全面收益表內的收支按平均匯率換算(除非此平均匯率並非交易日期現行匯率的累計影響的合理約數,在此情況下,收支項目按交易日期的匯率換算);及
- 所有由此產生的匯兌差額於其他全面收益確認。

整合賬目時,換算任何於海外業務的投資淨額而產生的匯兌差額計入其他全面收益。當出售海外業務或償還構成該投資淨額部分的任何借貸時,相關的匯兌差額於綜合收益表重新歸類為出售收益或虧損的一部分。

因收購海外業務而產生的商譽及公平值調整,均視作有關海外實體的資產及負債,並按收市匯率換算。

## NOTES TO THE CONSOLIDATED FINANCIAL STATEMENTS (Continued)

### 綜合財務報表附註 (續)

## 2 Summary of significant accounting policies (Continued)

### 2.6 Property, plant and equipment

Properties, plant and equipment are stated at historical cost less accumulated depreciation. Historical cost includes expenditure that is directly attributable to the acquisition of the items.

Subsequent costs are included in the assets' carrying amount or recognised as a separate asset, as appropriate, only when it is probable that future economic benefits associated with the asset will flow to the Group and the cost of the item can be measured reliably. The carrying amount of the replaced part is derecognised. All other repairs and maintenance are charged to the consolidated income statement during the financial period in which they are incurred.

Depreciation of properties, plant and equipment is calculated using the straight-line method to allocate their costs, net of their residual value, over their estimated useful lives, as follows:

|                        |  |
|------------------------|--|
| Building               | 20 years   |
| Furniture and fixtures | 5 years  |
| Office equipment       | 3 to 5 years   |
| Plant and machinery    | 3 to 10 years  |
| Motor vehicles         | 3 to 5 years   |
| Leasehold improvements | Shorter of estimated useful lives or remaining lease terms |

The assets' residual values and useful lives are reviewed, and adjusted if appropriate, at the end of each reporting period. An asset's carrying amount is written down immediately to its recoverable amount if the asset's carrying amount is greater than its estimated recoverable amount.

Gains or losses on disposal are determined by comparing proceeds with carrying amount and are recognised in the consolidated income statement.

## 2 主要會計政策概要 (續)

### 2.6 物業、廠房及設備

物業、廠房及設備按歷史成本減累計折舊列賬。歷史成本包括收購該等項目直接應佔的開支。

僅當與資產有關的未來經濟利益可能流入本集團，而該項目的成本能夠可靠地計量時，方會將該項目其後產生的成本計入該項資產的賬面值或確認為獨立資產（如適當）。被更換的部分的賬面值終止確認。所有其他維修及保養乃於其產生的財政期間自綜合收益表扣除。

物業、廠房及設備的折舊按以下估計可使用年期以直線法分攤其成本並扣除其剩餘價值計算：

|        |                  |
|--------|------------------|
| 樓宇     | 20年              |
| 傢俬及裝置  | 5年               |
| 辦公室設備  | 3至5年             |
| 廠房及機器  | 3至10年            |
| 汽車     | 3至5年             |
| 租賃物業裝修 | 估計可使用年期或餘下租期的較短者 |

資產的剩餘價值及可使用年期均於各報告期末進行檢討，並作出適當的調整。倘資產的賬面值高於其估計可收回金額，則即時將資產賬面值撇減至其可收回金額。

出售收益或虧損乃透過比較所得款項與賬面值釐定，並於綜合收益表內確認。

## NOTES TO THE CONSOLIDATED FINANCIAL STATEMENTS (Continued)

### 綜合財務報表附註 (續)

## 2 Summary of significant accounting policies (Continued)

### 2.6 Property, plant and equipment (Continued)

Right-of-use assets included the rights to use certain properties, plant and machinery under leases which are measured at cost. The initial costs of right-of-use assets include the following:

- the amount of the initial measurement of lease liability,
- any lease payments made at or before the commencement date,
- any initial direct costs, and
- restoration costs.

If the lease transfers ownership of the underlying assets to the Group by the end of the lease term or if the cost of the right-of-use assets reflect that the Group will exercise a purchase option, the Group depreciates the right-of-use asset from the commencement date of the lease to the end of the useful life of the underlying assets. Otherwise, right-of-use assets are depreciated over the shorter of the assets' useful lives and their lease terms on a straight-line basis.

### 2.7 Intangible assets

#### Software

Computer software licenses for own use are capitalised on the basis of the costs incurred to acquire and bring to use the specific software. Computer software is carried at cost less accumulated amortisation and impairment, if any. These costs are amortised over their estimated useful lives of 3 years.

## 2 主要會計政策概要 (續)

### 2.6 物業、廠房及設備 (續)

使用權資產包括根據租賃使用若干物業、廠房及機械的權利(按成本計量)。使用權資產的初始成本包括：

- 租賃負債初始計量的款項，
- 於生效日期或之前作出的任何租賃付款，
- 任何初始直接成本，及
- 修復成本。

倘租賃於租期結束時將相關資產之所有權轉讓給本集團或使用權資產的成本反映本集團將行使購買選擇權，本集團自租賃開始日起至相關資產可使用年期結束止對使用權資產進行折舊。否則，使用權資產按資產可使用年期與租賃期的較短者以直線法進行折舊。

### 2.7 無形資產

#### 軟件

電腦軟件自用許可按購入和使該特定軟件達到可使用時所產生的成本作資本化處理。電腦軟件按成本減累計攤銷及減值(如有)列賬。該等成本按其3年估計可使用年期攤銷。

## NOTES TO THE CONSOLIDATED FINANCIAL STATEMENTS (Continued)

### 綜合財務報表附註 (續)

## 2 Summary of significant accounting policies (Continued)

### 2.8 Impairment of non-financial assets

Assets are reviewed for impairment whenever events or changes in circumstances indicate that the carrying amount may not be recoverable. An impairment loss is recognised for the amount by which the asset's carrying amount exceeds its recoverable amount. The recoverable amount is the higher of an asset's fair value less costs to sell and value in use. For the purposes of assessing impairment, assets are grouped at the lowest levels for which there are separately identifiable cash flows (cash-generating units). Non-financial assets other than goodwill that suffered an impairment are reviewed for possible reversal of the impairment at each reporting date.

### 2.9 Financial assets

#### 2.9.1 Classification

The Group classifies its financial assets in the following measurement categories:

- those to be measured subsequently at fair value (either through other comprehensive income or through profit or loss), and
- those to be measured at amortised cost

The classification depends on the entity's business model for managing the financial assets and the contractual terms of the cash flows.

For assets measured at fair value, gains and losses will either be recorded in profit or loss or other comprehensive income. For investments in equity instruments that are not held for trading, this will depend on whether the group has made an irrevocable election at the time of initial recognition to account for the equity investment at FVOCI.

The Group reclassifies debt investments when and only when its business model for managing those assets changes.

## 2 主要會計政策概要 (續)

### 2.8 非金融資產減值

當有事件出現或情況改變顯示資產之賬面值可能無法收回時，會就資產之減值進行檢討。減值虧損按資產之賬面值超出其可收回金額的差額確認。可收回金額以資產的公平值扣除銷售成本及使用價值兩者之間較高者為準。評估減值時，資產按可單獨識別現金流量的最低層次組合（現金產出單位）歸類。已出現減值的非金融資產（商譽除外）會於各報告日期被檢討減值撥回的可能性。

### 2.9 金融資產

#### 2.9.1 分類

本集團將其金融資產分類為以下計量類別：

- 其後按公平值計量（計入其他全面收益或計入損益）；及
- 按攤銷成本計量

分類視乎實體管理金融資產的業務模式及現金流量合約條款而定。

對於按公平值計量的資產，收益及虧損將計入損益賬或計入其他全面收益。就並非持作買賣的股本工具投資而言，其將取決於本集團是否於初步確認時作出不可撤回選擇，將股本投資以透過其他全面收入按公平值計量入賬。

本集團只有在管理該等資產的商業模式改變時方會對債務投資進行重新分類。

## NOTES TO THE CONSOLIDATED FINANCIAL STATEMENTS (Continued)

### 綜合財務報表附註 (續)

## 2 Summary of significant accounting policies (Continued)

### 2.9 Financial assets (Continued)

#### 2.9.2 Recognition and measurement

At initial recognition, the group measures a financial asset at its fair value plus, in the case of a FVTPL, transaction costs that are directly attributable to the acquisition of the financial asset. Transaction costs of financial assets carried at FVTPL are expensed in consolidated income statement.

Financial assets with embedded derivatives are considered in their entirety when determining whether their cash flows are solely payment of principal and interest.

#### *Debt instruments*

Subsequent measurement of debt instruments depends on the group's business model for managing the asset and the cash flow characteristics of the asset. There are three measurement categories into which the group classifies its debt instruments to be:

- Amortised cost: Assets that are held for collection of contractual cash flows where those cash flows represent solely payments of principal and interest are measured at amortised cost. Interest income from these financial assets is included in finance income using the effective interest rate method. Any gain or loss arising on derecognition is recognised directly in profit or loss and presented in "Other losses, net" together with foreign exchange gains and losses. Impairment losses are presented as separate line item in the statement of profit or loss.
- FVTPL: Assets that do not meet the criteria for amortised cost or FVOCI are measured at FVTPL. A gain or loss on a debt investment that is subsequently measured at FVTPL is recognised in profit or loss and presented net within "Other losses, net" in the period in which it arises.

## 2 主要會計政策概要 (續)

### 2.9 金融資產 (續)

#### 2.9.2 確認及計量

於初步確認時，本集團按公平值加(倘按公平值計入損益)收購金融資產直接應佔的交易成本計量金融資產。按公平值計入損益的金融資產交易成本於綜合收益表支銷。

釐定現金流量是否僅為本金及利息付款時，附有嵌入式衍生工具的金融資產獲整體考慮。

#### *債務工具*

債務工具的隨後計量視乎本集團管理資產的業務模式及資產現金流量特點而定。本集團將其債務工具分類為三個計量類別：

- 攤銷成本：持作收取合約現金流量，而現金流量僅為本金及利息付款的資產按攤銷成本計量。該等金融資產的利息收入以實際利率法列入融資收入。終止確認產生的任何收益或虧損直接於損益內確認，並連同外匯損益於「其他虧損淨額」呈列。減值虧損於損益表內作為單獨項目呈列。
- 按公平值計入損益：不符合按攤銷成本或按公平值計入其他全面收益的資產，以按公平值計入損益計量。其後以公平值計入損益賬計量的債務工具所產生的收益或虧損，則於產生期間於損益確認並於其他虧損淨額內呈列。

## NOTES TO THE CONSOLIDATED FINANCIAL STATEMENTS (Continued)

### 綜合財務報表附註 (續)

## 2 Summary of significant accounting policies (Continued)

### 2.9 Financial assets (Continued)

#### 2.9.2 Recognition and measurement (Continued)

##### *Equity instruments*

The Group subsequently measures all equity investments at fair value. Where the group's management has elected to present fair value gains and losses on equity investments in other comprehensive income, there is no subsequent reclassification of fair value gains and losses to profit or loss following the derecognition of the investment. Dividends from such investments continue to be recognised in profit or loss as other income when the Group's right to receive payments is established.

Changes in the fair value of financial assets at FVTPL are recognised in "Other losses, net" in the statement of profit or loss as applicable. Impairment losses (and reversal of impairment losses) on equity investments measured at FVOCI are not reported separately from other changes in fair value.

#### 2.9.3 Derecognition

Financial assets are derecognised when the rights to receive cash flows from the investments have expired or have been transferred and the Group has transferred substantially all risks and reward of ownership.

## 2 主要會計政策概要 (續)

### 2.9 金融資產 (續)

#### 2.9.2 確認及計量 (續)

##### *股本工具*

本集團隨後就所有股本投資按公平值計量。當本集團管理層已選擇於其他全面收入呈列股本投資的公平值收益及虧損，公平值收益及虧損於終止確認投資後不會重新分類至損益。該等投資的股息於本集團收取款項的權利確立時繼續於損益確認為其他收入。

透過損益按公平值計量的金融資產公平值變動於損益表確認為其他虧損淨額 (按適用情況)。透過其他全面收入按公平值計量的股本投資的減值虧損 (及減值虧損撥回) 不會因公平值其他變動而分開列報。

#### 2.9.3 終止確認

當從投資收取現金流量的權利屆滿或已被轉讓，而本集團已轉讓所有權的絕大部分風險及回報時，終止確認金融資產。

## NOTES TO THE CONSOLIDATED FINANCIAL STATEMENTS (Continued)

### 綜合財務報表附註 (續)

## 2 Summary of significant accounting policies (Continued)

### 2.10 Offsetting financial instruments

Financial assets and liabilities are offset and the net amount reported in the consolidated balance sheet when there is a legally enforceable right to offset the recognised amounts and there is an intention to settle on a net basis or realise the asset and settle the liability simultaneously.

### 2.11 Impairment of financial assets

The Group's financial assets measured at amortised cost are subject to HKFRS 9's expected credit loss model. The Group assesses on a forward looking basis the expected credit losses associated with its assets carried at amortised cost. The impairment methodology applied depends on whether there has been a significant increase in credit risk. Note 3.1.2 sets out the details on how the Group determines whether there has been a significant increase in credit risk.

For contract assets, trade and bills receivables, the Group applies the simplified approach permitted by HKFRS 9, which requires expected lifetime losses to be recognised from initial recognition. The provision matrix is determined based on historical observed default rates over the expected life of the contract assets, trade and bills receivables with similar credit risk characteristics and is adjusted for forward-looking estimates. At every reporting date, the historical observed default rates are updated and changes in the forward-looking estimates are analysed.

## 2 主要會計政策概要 (續)

### 2.10 抵銷金融工具

當有可合法強制執行權利抵銷已確認金額，並有意按淨額基準結算或同時變現資產及結算負債時，金融資產與負債可互相抵銷，並在綜合資產負債表呈報其淨額。

### 2.11 金融資產減值

本集團按攤銷成本計量的金融資產受香港財務報告準則第9號的預期信貸虧損模式規限。本集團以前瞻性基準評估與其按攤銷成本計量的資產相關的預期信貸虧損。採用的減值方式視乎信貸風險是否大幅增加而定。附註3.1.2呈列本集團如何釐定是否有重大信貸風險增加詳情。

就合同資產、貿易應收款項及應收票據而言，本集團採用香港財務報告準則第9號准許的簡化方式，該方式要求自初始確認起確認預期存續期虧損。撥備矩陣根據有類似信貸風險特徵的合同資產、貿易應收款項及應收票據於預期年期內的過往觀察所得違約率釐定，並按未來估計調整。於各報告日期更新過往觀察所得違約率及分析未來估計變動。



## NOTES TO THE CONSOLIDATED FINANCIAL STATEMENTS (Continued)

### 綜合財務報表附註 (續)

## 2 Summary of significant accounting policies (Continued)

### 2.11 Impairment of financial assets (Continued)

For other receivables, the Group measures the impairment as either 12-month expected credit losses or life-time expected credit losses, depending on whether there has been a significant increase in credit risk since initial recognition. If a significant increase in credit risk of the other receivables has occurred since initial recognition, then impairment is measured as lifetime expected credit losses.

### 2.12 Trade, bills and other receivables

Trade and bills receivables are amounts due from customers for services performed in the ordinary course of business. If collection of trade, bills and other receivables is expected in one year or less (or in the normal operating cycle of the business if longer), they are classified as current assets. If not, they are presented as non-current assets.

Trade, bills and other receivables are recognised initially at fair value and subsequently measured at amortised cost using the effective interest method, less allowance for impairment.

### 2.13 Inventories

Inventories are stated at the lower of cost and net realisable value. Cost is determined using the weighted-average method. Net realisable value is the estimated selling price in the ordinary course of business less the estimated costs of completion and the estimated costs necessary to make the sale.

### 2.14 Cash and cash equivalents

For the purpose of presentation in the consolidated statement of cash flows, cash and cash equivalents include cash on hand and deposits held at call with banks with original maturities of three months or less.

## 2 主要會計政策概要 (續)

### 2.11 金融資產減值 (續)

就其他應收款項而言，視乎信貸風險自初步確認後有否大幅上升，本集團計量減值為12個月預期信貸虧損或存續期預期信貸虧損。倘其他應收款項的信貸風險自初步確認後大幅上升，則減值按存續期預期信貸虧損計量。

### 2.12 貿易應收款項、應收票據及其他應收款項

貿易應收款項及應收票據乃於日常業務過程中向客戶提供服務而應收的款項。倘貿易應收款項、應收票據及其他應收款項預期將在一年或以內收回（若更長則在業務正常經營週期內），則歸類為流動資產，否則呈列為非流動資產。

貿易應收款項、應收票據及其他應收款項初步按公平值確認，其後以實際利率法按攤銷成本計量，並扣減減值撥備。

### 2.13 存貨

存貨按成本與可變現淨值較低者列賬。成本乃採用加權平均法釐定。可變現淨值為日常業務過程中的估計售價減估計完成成本及估計作出銷售所需的成本。

### 2.14 現金及現金等價物

就於綜合現金流量表呈列而言，現金及現金等價物包括手頭現金以及原定到期日為三個月或以內的銀行通知存款。

## NOTES TO THE CONSOLIDATED FINANCIAL STATEMENTS (Continued)

### 綜合財務報表附註 (續)

## 2 Summary of significant accounting policies (Continued)

### 2.15 Share capital

Ordinary shares are classified as equity.

Incremental costs directly attributable to the issue of new shares or options are shown in equity as a deduction, net of tax, from the proceeds.

### 2.16 Trade and other payables

Trade payables are obligations to pay for goods or services that have been acquired in the ordinary course of business from suppliers. Trade and other payables are classified as current liabilities if payment is due within one year or less (or in the normal operating cycle of the business if longer). If not, they are presented as non-current liabilities.

Trade, bills and other payables are recognised initially at fair value and subsequently measured at amortised cost using the effective interest method.

### 2.17 Borrowings

Borrowings are initially recognised at fair value, net of transaction costs incurred. Borrowings are subsequently carried at amortised cost; any difference between the proceeds (net of transaction costs) and the redemption value is recognised in interest expense over the period of the borrowings using the effective interest method.

Borrowings are classified as current liabilities unless the Group has an unconditional right to defer settlement of the liability for at least twelve months after the balance sheet date.

All borrowing costs are recognised in consolidated income statement in the period in which they are incurred.

## 2 主要會計政策概要 (續)

### 2.15 股本

普通股分類為權益。

發行新股份或購股權直接應佔的新增成本於權益中列作所得款項的減項(扣除稅項)。

### 2.16 貿易及其他應付款項

貿易及其他應付款項指就於一般業務過程中自供應商購得貨品或服務付款的責任。倘款項於一年或以內(若更長則在業務正常經營週期內)到期,則貿易及其他應付款項分類為流動負債。否則,貿易應付款項、應付票據及其他應付款項呈列為非流動負債。

貿易應付款項、應付票據及其他應付款項初步按公平值確認,其後以實際利率法按攤銷成本計量。

### 2.17 借貸

借貸最初按公平值(扣除已產生交易成本)確認。借貸其後按攤銷成本列賬;所得款項(扣除交易成本)與贖回價值的任何差額,於借貸期採用實際利率法於利息開支確認。

除非本集團有權無條件延遲償還負債至結算日後至少十二個月,否則借貸分類為流動負債。

所有借貸成本在產生期間於綜合收益表確認。

## NOTES TO THE CONSOLIDATED FINANCIAL STATEMENTS (Continued)

### 綜合財務報表附註 (續)

## 2 Summary of significant accounting policies (Continued)

### 2.18 Provisions

Provisions are recognised when the Group has a present legal or constructive obligation as a result of past events; it is probable that an outflow of resources will be required to settle the obligation; and the amount has been reliably estimated. Provisions are not recognised for future operating losses.

Where there are a number of similar obligations, the likelihood that an outflow will be required in settlement is determined by considering the class of obligations as a whole. A provision is recognised even if the likelihood of an outflow with respect to any one item included in the same class of obligations may be small.

Provisions are measured at the present value of the expenditures expected to be required to settle the obligation using a pre-tax rate that reflects current market assessments of the time value of money and the risks specific to the obligation. The increase in the provision due to passage of time is recognised as finance costs.

### 2.19 Current and deferred income tax

The income tax expense or credit for the period is the tax payable on the current period's taxable income based on the applicable income tax rate for each jurisdiction adjusted by changes in deferred tax assets and liabilities attributable to temporary differences and to unused tax losses.

#### 2.19.1 Current income tax

The current income tax charge is calculated on the basis of the tax laws enacted or substantively enacted at the end of the reporting period in the countries where the Company's subsidiaries and associates operate and generate taxable income. Management periodically evaluates positions taken in tax returns with respect to situations in which applicable tax regulation is subject to interpretation. It establishes provisions where appropriate on the basis of amounts expected to be paid to the tax authorities.

## 2 主要會計政策概要 (續)

### 2.18 撥備

當本集團因過往事件須承擔當前法定或推定責任，而履行責任可能需要有資源流出，且能夠可靠地估計有關金額，則會確認撥備。日後經營虧損不會確認撥備。

倘出現多項類似責任，履行責任需要資源流出的可能性乃經整體考慮責任類別後釐定。即使同類責任中就任何一項流出資源的可能性可能偏低，仍會確認撥備。

撥備採用除稅前利率按照履行有關責任預期所需支出的現值計量，有關利率反映當時市場對貨幣的時間價值及該責任特有風險的評估。因時間推移而增加的撥備確認為融資成本。

### 2.19 即期及遞延所得稅

期內所得稅開支或抵免為按當期應課稅收入以各司法權區的適用所得稅稅率計算的應付稅項，並就由於暫時性差異及未抵扣稅務虧損而導致的遞延稅項資產及負債作出調整。

#### 2.19.1 即期所得稅

即期所得稅支出乃根據本公司的附屬公司及聯營公司營運及產生應課稅收入的國家於報告期末已頒佈或實質頒佈的稅務法例計算。管理層就適用稅務規例受詮釋所規限的情況定期評估報稅表的狀況，並在適當情況下根據預期須向稅務機關支付的金額設定撥備。

## NOTES TO THE CONSOLIDATED FINANCIAL STATEMENTS (Continued)

### 綜合財務報表附註 (續)

## 2 Summary of significant accounting policies (Continued)

### 2.19 Current and deferred income tax (Continued)

#### 2.19.2 Deferred income tax

Deferred income tax is provided, using the liability method, on temporary differences arising between the tax bases of assets and liabilities and their carrying amounts in the consolidated financial statements. However, deferred tax liabilities are not recognised if they arise from the initial recognition of goodwill. Deferred income tax is also not accounted for if it arises from initial recognition of an asset or liability in a transaction other than a business combination that at the time of the transaction affects neither accounting nor taxable profit or loss. Deferred income tax is determined using tax rates (and laws) that have been enacted or substantively enacted by the end of the reporting period and are expected to apply when the related deferred tax asset is realised or the deferred tax liability is settled.

Deferred tax assets are recognised only if it is probable that future taxable amounts will be available to utilise those temporary differences and losses.

Deferred tax liabilities and assets are not recognised for temporary differences between the carrying amount and tax bases of investments in foreign operations where the Group is able to control the timing of the reversal of the temporary differences and it is probable that the differences will not reverse in the foreseeable future.

Deferred tax assets and liabilities are offset when there is a legally enforceable right to offset current tax assets and liabilities and when the deferred tax balances relate to the same taxation authority. Current tax assets and liabilities are offset where the entity has a legally enforceable right to offset and intends either to settle on a net basis, or to realise the asset and settle the liability simultaneously.

## 2 主要會計政策概要 (續)

### 2.19 即期及遞延所得稅 (續)

#### 2.19.2 遞延所得稅

遞延所得稅利用負債法按資產及負債的稅基與資產及負債在綜合財務報表的賬面值之間產生的暫時性差額撥備。然而，倘遞延稅項負債來自對商譽的初步確認，則不會確認遞延稅項負債。倘遞延所得稅來自在交易(不包括業務合併)中對資產或負債的初步確認，而在交易時不影響會計損益或應課稅溢利或虧損，則亦不會將遞延所得稅列賬。遞延所得稅採用於報告期末或之前已頒佈或實質上已頒佈，並在有關的遞延稅項資產變現或遞延稅項負債結算時預期將會適用的稅率(及法例)而釐定。

遞延稅項資產僅於可能有未來應課稅金額可使用暫時性差額及虧損抵銷時確認。

倘本集團有能力控制撥回暫時性差額的時間及該等差額很可能不會於可見將來撥回，則不會就海外業務投資的賬面值及稅基之間的暫時性差額確認遞延稅項負債及資產。

倘有可依法強制執行權利將即期稅項資產與負債相互抵銷而遞延稅項結餘涉及同一稅務機關，則遞延稅項資產及負債相互抵銷。倘有關實體有可依法強制執行權利抵銷及有意按淨值基準結算，或有意同時變現資產及結算負債，則即期稅項資產及負債相互抵銷。

## NOTES TO THE CONSOLIDATED FINANCIAL STATEMENTS (Continued)

### 綜合財務報表附註 (續)

## 2 Summary of significant accounting policies (Continued)

### 2.20 Employee benefits

#### 2.20.1 Short-term obligations

Liabilities for wages and salaries, including non-monetary benefits and accumulating sick leave that are expected to be settled wholly within twelve months after the end of the period in which the employees render the related service are recognised in respect of employees' services up to the end of the reporting period and are measured at the amounts expected to be paid when the liabilities are settled. The liabilities are presented as current employee benefit obligations in the consolidated balance sheet.

#### 2.20.2 Other long-term employee benefit obligations

The obligations are presented as current liabilities in the consolidated balance sheet if the entity does not have an unconditional right to defer settlement for at least twelve months after the reporting period, regardless of when the actual settlement is expected to occur.

#### 2.20.3 Defined contribution plans

The Group pays contributions to state-managed pension insurance plans on a mandatory, contractual or voluntary basis. The Group has no further payment obligations once the contributions have been paid. The contributions are recognised as employee benefit expense when they are due. Prepaid contributions are recognised as an asset to the extent that a cash refund or a reduction in the future payments is available.

#### 2.20.4 Bonus plans

The Group recognises a liability and an expense for bonuses based on a formula that takes into consideration the profit attributable to the Group's shareholders after certain adjustments. The Group recognises a provision where contractually obliged or where there is a past practice that has created a constructive obligation.

## 2 主要會計政策概要 (續)

### 2.20 僱員福利

#### 2.20.1 短期責任

預計將於僱員提供相關服務的期末後十二個月全部清償的工資、薪金(包括非金錢利益)及累計病假負債就截至報告期間末僱員提供的服務確認並按清償負債時預計將支付的金額計量。相關負債於綜合資產負債表中按即期僱員福利責任呈列。

#### 2.20.2 其他長期僱員福利責任

倘實體沒有無條件權利延遲償還至於報告期間後最少十二個月，而不論預期何時會實際償還，責任會於綜合資產負債表呈列為流動負債。

#### 2.20.3 界定供款計劃

本集團向由國家管理的退休金保險計劃支付強制、合約或自願性供款。本集團在支付供款後即無進一步付款責任。供款於到期時確認為僱員福利開支。倘若有現金退款或未來供款額出現下調，預付供款確認為資產。

#### 2.20.4 花紅計劃

本集團按照計及本集團股東應佔溢利並作出若干調整後的公式確認花紅負債及開支。本集團於有合約責任或過往慣例已產生推定責任時確認撥備。

## NOTES TO THE CONSOLIDATED FINANCIAL STATEMENTS (Continued)

### 綜合財務報表附註 (續)

## 2 Summary of significant accounting policies (Continued)

### 2.21 Revenue recognition

Revenue is measured at the fair value of the consideration received or receivable, and represents amount for the service rendered in the ordinary course of the Group's activity.

The Group does not expect to have any contracts where the period between the transfer of the promised services to the customers and the payment by the customers exceeds one year. As a consequence, the Group does not adjust any of the transaction prices for the time value of money.

When either party to a contract has performed, the Group presents the contract in the consolidated balance sheet as a contract asset or a contract liability, depending on the relationship between the Group's performance and the customer's payment.

A contract asset is the Group's right to consideration in exchange for services that the Group has transferred to a customer. Incremental costs incurred to obtain a contract, if recoverable, are capitalised and presented as assets and subsequently amortised when the related revenue is recognised.

If a customer pays consideration or the Group has a right to an amount of consideration that is unconditional, before the Group transfers the promised services to the customer, the Group presents the contract as a contract liability when the payment is received or a receivable is recorded (whichever is earlier). A contract liability is the Group's obligation to transfer the promised services to a customer for which the Group has received consideration (or an amount of consideration is due) from the customer.

A receivable is recorded when the Group has an unconditional right to consideration. A right to consideration is unconditional if only the passage of time is required before payment of that consideration is due.

## 2 主要會計政策概要 (續)

### 2.21 收益確認

收益按已收或應收代價的公平值計量，即於本集團一般業務過程中就提供服務已收及應收的款項。

本集團預計將不會有任何轉讓承諾服務予客戶與客戶付款之間期限超過一年的合約。因此，本集團並未就資金的時間價值調整任何交易價格。

當合約任何一方已履約，本集團視乎本集團履約與客戶付款的關係於綜合資產負債表呈列合約為合同資產或合同負債。

合同資產指本集團已向客戶轉讓服務而收取代價的權利。為取得合約產生的增量成本(如可收回)將資本化並呈列為資產，並於隨後確認有關收益時攤銷。

倘於本集團轉讓承諾服務予客戶前，客戶支付代價或本集團有無條件取得代價的權利，本集團於收取付款或應收款項入賬時(以較早者為準)呈列合約為合同負債。合同負債指本集團已收取客戶相關代價(或到期的代價)而應向客戶轉讓承諾服務的責任。

應收款項於本集團對代價擁有無條件權利時入賬。倘僅須待時間流逝便可收取代價，收取代價的權利即為無條件。

## NOTES TO THE CONSOLIDATED FINANCIAL STATEMENTS (Continued)

### 綜合財務報表附註 (續)

## 2 Summary of significant accounting policies (Continued)

### 2.21 Revenue recognition (Continued)

#### Electronic manufacturing services

Revenue is recognised when specific criteria have been met for the Group's activity as described below:

Rendering of EMS is recognised when the control of the services is transferred to the customer.

Depending on the terms of the contract and the laws that apply to the contract, control of the services may transfer over time or at a point in time. Control of the services is transferred over time if the Group's performance:

- (i) provides all of the benefits received and consumed simultaneously by the customer; or
- (ii) creates and enhances an asset that the customer controls as the Group performs; or
- (iii) does not create an asset with an alternative use to the Group and the Group has an enforceable right to payment for performance completed to date.

If control of the services transfers over time, revenue is recognised over the period of the contract by reference to the progress towards complete satisfaction of that performance obligation. Otherwise, revenue is recognised at a point in time when the customer obtains control of the asset.

Revenue from EMS contracts are recognised over time using the input method with reference to the costs incurred for the service.

### 2.22 Interest income

Interest income is recognised on a time-proportion basis using the effective interest method.

## 2 主要會計政策概要 (續)

### 2.21 收益確認 (續)

#### 電子製造服務

收益於滿足下文所載本集團活動的特定標準時確認：

提供電子製造服務於服務控制權轉移予客戶時確認。

根據合約條款及適用於合約之法律，服務控制權可能隨時間或於某時間點轉移。倘本集團履約符合以下條件，服務控制權隨時間轉移：

- (i) 客戶同時取得並消耗本集團履約所提供的利益；或
- (ii) 本集團履約時創造及改良客戶控制的資產；或
- (iii) 並未創造一項可被本集團用於其他替代用途的資產，並且本集團有就迄今為止已完成的履約部分獲得客戶付款的可執行權利。

倘服務控制權隨時間轉移，則收益乃按完全履行履約義務之進度於合約期間確認。否則，收益於客戶取得資產控制權時確認。

電子製造服務合約收益經參考服務產生之成本隨時間使用投入法確認。

### 2.22 利息收入

利息收入乃根據時間比例基準按實際利率法確認。

## NOTES TO THE CONSOLIDATED FINANCIAL STATEMENTS (Continued)

### 綜合財務報表附註 (續)

## 2 Summary of significant accounting policies (Continued)

### 2.23 Leases

The Group leases various properties and plant and machinery. Rental contracts are typically made for fixed periods of one to five years. Lease terms are negotiated on an individual basis and contain various terms and conditions. The lease agreements do not impose any covenants, but leased assets may not be used as security for borrowing purposes.

Leases are recognised as right-of-use assets (included in properties, plant and equipment) and the corresponding liabilities at the date of which the respective leased asset is available for use by the Group. Each lease payment is allocated between the liability and finance cost. The finance cost is charged to profit or loss over the lease period so as to produce a constant periodic rate of interest on the remaining balance of the liability for each period.

Assets and liabilities arising from a lease are initially measured on a present value basis. Lease liabilities include the net present value of the following lease payments:

- fixed payments (including in-substance fixed payments), less any lease incentives receivable;
- variable lease payment that are based on an index or a rate;
- amounts expected to be payable by the lessee under residual value guarantees;
- the exercise price of a purchase option if the lessee is reasonably certain to exercise that option; and
- payments of penalties for terminating the lease, if the lease term reflects the lessee exercising that option.

The lease payments are discounted using the interest rate implicit in the lease, if that rate can be determined, or the entity's incremental borrowing rate.

Payments associated with short-term leases and leases of low-value assets are recognised on a straight-line basis as an expense in profit or loss. Short-term leases are leases with a lease term of less than 12 months. Low-value assets comprise machinery with value below RMB5,000.

## 2 主要會計政策概要 (續)

### 2.23 租賃

本集團租賃多項物業及廠房以及機器。租賃合約通常按一至五年的固定期限擬定。租賃條款乃個別協商，並包含各種條款及條件。租賃協議並無規定任何契諾，惟租賃資產不得用作借款的擔保品。

租賃被確認為使用權資產(包括在物業、廠房及設備內)，及於相應租賃資產可供本集團使用的日期的相應負債。每筆租賃款項均在負債和融資成本之間分配。融資成本在租賃期內計入損益，以便在每段期間的剩餘負債結餘中產生固定的定期利率。

租賃產生的資產和負債最初以現值進行計量。租賃負債包括以下租賃付款的淨現值：

- 固定支付(包括實質固定支付)，減任何應收的租賃獎勵；
- 基於指數或比率的可變租賃付款；
- 剩餘價值擔保下的承租人的預期支付款項；
- 購買選擇權的行使價格(倘承租人合理地確定將行使該權利)；及
- 支付終止租賃的罰款(倘租賃期限反映承租人行使該權)。

租賃付款使用租賃內隱含利率貼現，倘該利率可釐定，則使用增量借款利率。

與短期租賃及低價值資產租賃的相關付款以直線法於損益確認為開支。短期租賃是指租賃期少於12個月的租賃。低價值資產包括價值低於人民幣5,000元之機器。



## NOTES TO THE CONSOLIDATED FINANCIAL STATEMENTS (Continued)

### 綜合財務報表附註 (續)

## 2 Summary of significant accounting policies (Continued)

### 2.24 Dividend distribution

Dividend distribution to the shareholders is recognised as a liability in the years in which the dividends are approved by the Company's shareholders or directors, where appropriate.

### 2.25 Government grants

Grants from the government are recognised at their fair value where there is a reasonable assurance that the grant will be received and the Group will comply with all attached conditions.

Government grants relating to costs are deferred and recognised in the consolidated income statement over the period necessary to match them with the costs that they are intended to compensate.

Government grants relating to the purchase of equipment are included in current liabilities and non-current liabilities as deferred income and are credited to profit or loss on a straight-line basis over the expected useful lives of the related assets.

### 2.26 Contingent liabilities

A contingent liability is a possible obligation that arises from past events and whose existence will only be confirmed by the occurrence or non-occurrence of one or more uncertain future events not wholly within the control of the Group. It can also be a present obligation arising from past events that is not recognised because it is not probable that outflow of economic resources will be required or the amount of obligation cannot be measured reliably.

A contingent liability is not recognised but is disclosed in the consolidated financial statements. When a change in the probability of an outflow occurs so that outflow is probable, it will then be recognised as a provision.

## 2 主要會計政策概要(續)

### 2.24 股息分派

向股東分派的股息在本公司股東或董事(如適用)批准有關股息的年度內確認為負債。

### 2.25 政府補助

當能夠合理地保證將可收取政府補助，而本集團將會符合所有附帶條件時，政府補助會按其公平值確認。

與成本有關的政府補助遞延入賬，並按該等補助與其擬補償的成本配合所需期間在綜合收益表內確認。

與購買設備有關的政府補助列入流動負債及非流動負債作為遞延收入，並按有關資產的預計使用年期以直線法計入損益內。

### 2.26 或然負債

或然負債乃因過往事項可能產生的責任，而其存在與否僅能透過發生或未有發生一宗或多宗本集團不能完全控制的不明朗未來事項確定。或然負債亦可為因不大可能須流出經濟資源或未能可靠計量有關責任金額而不予確認的過往事項所產生的現時責任。

或然負債不予確認，惟須在綜合財務報表中披露。當流出資源的可能性有變，致使可能流出資源，則或然負債將被確認為撥備。

## NOTES TO THE CONSOLIDATED FINANCIAL STATEMENTS (Continued)

### 綜合財務報表附註 (續)

### 3 Financial risk management

#### 3.1 Financial risk factors

The Group's activities expose it to a variety of financial risks: market risk (including foreign exchange risk and interest rate risk and price risk), credit risk and liquidity risk. The Group's overall risk management programme focuses on the unpredictability of financial markets and seeks to minimise potential adverse effects on the Group's financial performance.

##### 3.1.1 Market risk

###### (a) Foreign exchange risk

The majority of assets and liabilities are denominated in RMB, United States dollars ("USD") and HK\$, and there are no significant assets and liabilities denominated in other currencies. The Group is subject to foreign exchange rate risk arising from future commercial transactions and recognised assets and liabilities which are denominated in a currency other than RMB, which is the functional currency of the major operating companies within the Group. The Group currently does not hedge its foreign currency exposure.

At 31 December 2021, if USD had weakened/strengthened by 5% against the RMB with all other variables held constant, profit before income tax for the year then ended would have been approximately RMB212,000 higher/lower (31 December 2020: RMB416,000 higher/lower), mainly as a result of the foreign exchange difference on the translation of USD denominated contract assets, trade and bills receivables, cash and cash equivalents and bank borrowings.

### 3 財務風險管理

#### 3.1 財務風險因素

本集團業務承受多種財務風險：市場風險（包括外匯風險及利率風險及價格風險）、信貸風險及流動資金風險。本集團的整體風險管理計劃重點關注金融市場的不可預測性，並尋求盡量減低對本集團財務表現的潛在不利影響。

##### 3.1.1 市場風險

###### (a) 外匯風險

大部分資產及負債均以人民幣、美元（「美元」）及港元計值，並無重大資產及負債以其他貨幣計值。本集團須承受未來商業交易及已確認資產及負債以人民幣（即本集團內主要營運公司的功能貨幣）以外的貨幣計值而產生的外匯風險。本集團目前並無對沖其外幣風險。

於二零二一年十二月三十一日，在所有其他變量保持不變的情況下，倘美元對人民幣貶值／升值5%，則截至該日止年度的除所得稅前溢利將增加／減少約人民幣212,000元（二零二零年十二月三十一日：增加／減少人民幣416,000元），乃主要由於換算以美元計值的合約資產、貿易應收款項及應收票據、現金及現金等價物及銀行借款的匯兌差額所致。

## NOTES TO THE CONSOLIDATED FINANCIAL STATEMENTS (Continued)

### 綜合財務報表附註 (續)

### 3 Financial risk management (Continued)

#### 3.1 Financial risk factors (Continued)

##### 3.1.1 Market risk (Continued)

###### (a) Foreign exchange risk (Continued)

At 31 December 2021, if HK\$ had weakened/strengthened by 5% against the RMB with all other variables held constant, profit before income tax for the year then ended would have been approximately RMB5,000 lower/higher (31 December 2020: RMB45,000 higher/lower), mainly as a result of the foreign exchange difference on the translation of HK\$ denominated cash and cash equivalents and other payables.

###### (b) Interest rate risk

The Group's interest rate risk is mainly attributable to its cash at banks and bank borrowings with floating interest rates. Details of the Group's cash at banks and bank borrowings have been disclosed in Notes 24 and 30 to the consolidated financial statements respectively.

Other than cash at banks and bank borrowings, the Group does not have significant interest-bearing assets or liabilities.

As at 31 December 2021, if interest rates on cash at banks and bank borrowings had been 100 basis points higher/lower with all variables held constant, profit before income tax for the years then ended would have been approximately RMB380,000 higher/lower (31 December 2020: RMB1,045,000 higher/lower).

### 3 財務風險管理 (續)

#### 3.1 財務風險因素 (續)

##### 3.1.1 市場風險 (續)

###### (a) 外匯風險 (續)

於二零二一年十二月三十一日，在所有其他變量保持不變的情況下，倘港元對人民幣貶值／升值5%，則截至該日止年度的除所得稅前溢利將減少／增加約人民幣5,000元（二零二零年十二月三十一日：增加／減少約人民幣45,000元），乃主要由於換算以港元計值的現金及現金等價物及其他應付款項的匯兌差額所致。

###### (b) 利率風險

本集團的利率風險主要來自其以浮動利率計息的銀行現金以及銀行借款。本集團銀行現金以及銀行借款的詳情分別於綜合財務報表附註24及30披露。

除銀行現金以及銀行借款外，本集團並無重大計息資產或負債。

於二零二一年十二月三十一日，倘銀行現金以及銀行借款的利率增加／減少100個基點而所有其他變量保持不變，截至有關日期止年度的除所得稅前溢利會分別增加／減少約人民幣380,000元（二零二零年十二月三十一日：增加／減少人民幣1,045,000元）。

## NOTES TO THE CONSOLIDATED FINANCIAL STATEMENTS (Continued)

### 綜合財務報表附註 (續)

### 3 Financial risk management (Continued)

#### 3.1 Financial risk factors (Continued)

##### 3.1.1 Market risk (Continued)

###### (c) Price risk

The Group's exposure to price risk arises from investments held by the Group and classified in the consolidated balance sheet either at FVOCI or at FVTPL.

At 31 December 2021, if the fair values of the investments classified as financial assets at FVOCI had been 10% higher/lower, with all other variables held constant, the Group's other comprehensive income would have been RMB837,000 higher/lower (31 December 2021: Nil).

At 31 December 2020, if the fair values of the investments classified as financial assets at FVTPL had been 10% higher/lower, with all other variables held constant, the Group's profit before income tax would have been RMB500,000 higher/lower.

##### 3.1.2 Credit risk

The credit risk of the Group mainly arises from contract assets, trade and bills receivables, other financial assets at amortised cost, financial assets at FVTPL, pledged bank deposits and cash at banks. The carrying amounts of each financial asset represent the Group's maximum exposure to credit risk in relation to financial assets.

### 3 財務風險管理 (續)

#### 3.1 財務風險因素 (續)

##### 3.1.1 市場風險 (續)

###### (c) 價格風險

本集團承受的價格風險來自本集團所持有及於綜合資產負債表分類為按公平值計入其他全面收益或按公平值計入損益的投資。

於二零二一年十二月三十一日，倘分類為按公平值計入其他全面收益的金融資產的投資的公平值增加／減少10%而所有其他變量保持不變，本集團的其他全面收益會增加／減少人民幣837,000元（二零二一年十二月三十一日：無）。

於二零二零年十二月三十一日，倘分類為按公平值計入損益的金融資產的投資的公平值增加／減少10%而所有其他變量保持不變，本集團的除所得稅前溢利會增加／減少人民幣500,000元。

##### 3.1.2 信貸風險

本集團的信貸風險主要來自合同資產、貿易應收款項及應收票據、按攤銷成本計量的其他金融資產、按公平值計入損益的金融資產、已抵押銀行存款及銀行現金。各金融資產的賬面值指本集團就金融資產所面臨的最大信貸風險。

## NOTES TO THE CONSOLIDATED FINANCIAL STATEMENTS (Continued)

### 綜合財務報表附註 (續)

### 3 Financial risk management (Continued)

#### 3.1 Financial risk factors (Continued)

##### 3.1.2 Credit risk (Continued)

###### (a) Risk management

The Group has policies in place to ensure that credit terms are made to customers with an appropriate credit history and the Group's performs periodic credit evaluations of its customers.

The Group's cash and cash equivalents were deposited with high quality financial institutions. Therefore, the Group does not expect any significant losses arising from non-performance by these counterparties.

For the years ended 31 December 2021 and 2020, 87% and 89% of the Group's revenue was derived from its top five customers respectively. As at 31 December 2021 and 2020, 83% and 84% of the total contract assets and 86% and 69% of the total trade and bills receivables were due from the Group's top five customers respectively.

The credit risk on cash and cash equivalents are limited because deposits are in banks with sound credit ratings and management does not expect any loss from non-performance by these counterparties.

###### (b) Impairment of financial assets

The Group has two types of financial assets that are subject to the expected credit loss models:

- Contract assets, trade and bills receivables
- Other financial assets carried at amortised cost

### 3 財務風險管理 (續)

#### 3.1 財務風險因素 (續)

##### 3.1.2 信貸風險 (續)

###### (a) 風險管理

本集團已制定政策確保信貸期乃向具有良好信用紀錄的客戶授出，本集團對其客戶進行定期信貸評估。

本集團的現金及現金等價物已存入優質財務機構。因此，本集團預期不會因該等對手方不履行責任而招致任何重大虧損。

截至二零二一年及二零二零年十二月三十一日止年度，本集團的87%及89%收益乃分別來自五大客戶。於二零二一年及二零二零年十二月三十一日，總合同資產中分別有83%及84%及貿易應收款項及應收票據總額中分別有86%及69%乃應收自本集團五大客戶。

現金及現金等價物的信貸風險有限，原因是該等存款存放於信貸評級甚佳的銀行，故管理層預期不會因該等對手方違約而產生任何虧損。

###### (b) 金融資產減值

本集團有兩類金融資產乃按預期信貸虧損模式計算：

- 合同資產、貿易應收款項及應收票據
- 按攤銷成本列賬的其他金融資產

## NOTES TO THE CONSOLIDATED FINANCIAL STATEMENTS (Continued)

### 綜合財務報表附註 (續)

### 3 Financial risk management (Continued)

#### 3.1 Financial risk factors (Continued)

##### 3.1.2 Credit risk (Continued)

###### (b) Impairment of financial assets (Continued)

###### Contract assets, trade and bills receivables

The Group applies the HKFRS 9 simplified approach to measure expected credit losses which uses a lifetime expected loss allowance for all contract assets, trade and bills receivables. The Group measures the expected credit losses on a combination of both individual and collective basis.

To measure the expected credit losses, contract assets, trade and bills receivables have been grouped based on shared credit risk characteristics and the days past due. The contract assets relate to unbilled services and have substantially the same risk characteristics as the trade receivables for the same types of contracts. The Group has therefore concluded that the expected loss rates for trade receivables are a reasonable approximation of the loss rates for the contract assets.

###### Measurement of expected credit loss on individual basis

Contract assets, trade and bills receivables with known insolvencies are assessed individually for impairment allowances and are written off when there is no reasonable expectation of recovery. Indicators that there is no reasonable expectation of recovery include, amongst others, the failure of a debtor to engage in a prepayment plan with the Group, and a failure to make contractual payments. As at 31 December 2021, the balance of loss allowance in respect of these individually assessed receivables was RMB99,000 (31 December 2020: RMB135,000).

### 3 財務風險管理 (續)

#### 3.1 財務風險因素 (續)

##### 3.1.2 信貸風險 (續)

###### (b) 金融資產減值 (續)

###### 合同資產、貿易應收款項及應收票據

本集團應用香港財務報告準則第9號簡化方法計量預期信貸虧損，對所有合同資產、貿易應收款項及應收票據採用整個存續期的預期虧損撥備。本集團結合個別及共同基準計量預期信貸虧損。

為計量預期信貸虧損，已根據共同信貸風險特徵及逾期日數將合同資產、貿易應收款項及應收票據分組。合同資產與未開票服務相關，且與同類合約的貿易應收款項有大致相同的風險特徵。因此，本集團認為貿易應收款項的預期虧損率與合同資產的虧損率相若屬合理。

###### 按個別基準計量預期信貸虧損

已知無法償還的合同資產、貿易應收款項及應收票據乃進行個別評估以提撥減值撥備，並於合理預期無法收回時撇銷。合理預期無法收回的指標包括 (其中包括) 債務人未能對本集團作出還款計劃，以及未能支付合約款項。於二零二一年十二月三十一日，個別評估的應收款項的虧損撥備結餘為人民幣99,000元 (二零二零年十二月三十一日：人民幣135,000元)。

## NOTES TO THE CONSOLIDATED FINANCIAL STATEMENTS (Continued)

### 綜合財務報表附註 (續)

### 3 Financial risk management (Continued)

#### 3.1 Financial risk factors (Continued)

##### 3.1.2 Credit risk (Continued)

###### (b) Impairment of financial assets (Continued)

###### Measurement of expected credit loss on collective basis

Expected credit losses are also estimated by grouping the remaining receivables based on shared credit risk characteristics and collectively assessed for likelihood of recovery, taking into account the nature of the customer, its geographical location and its ageing category, and applying the expected credit loss rates to the respective gross carrying amounts of the receivables.

The expected credit loss rates are estimated on the basis of historical credit losses experienced, adjusted to reflect the effects of existing market conditions as well as forward looking information on macroeconomic factors affecting the ability of the customers to settle the receivable.

As at 31 December 2021, the balance of loss allowance in respect of these collectively assessed receivables was approximately RMB136,000 (31 December 2020: RMB136,000).

Impairment losses on contract assets, trade and bills receivables are presented as "impairment losses on financial assets and contract assets" in the consolidated income statement. When a receivable is uncollectible, it is written off against the allowance account for receivables. Subsequent recoveries of amounts previously written off are credited against the same line item.

### 3 財務風險管理 (續)

#### 3.1 財務風險因素 (續)

##### 3.1.2 信貸風險 (續)

###### (b) 金融資產減值 (續)

###### 按組合基準計量預期信貸虧損

經計及客戶性質、其地理位置及其賬齡類別，本集團亦通過按共同信貸風險特徵對剩餘應收款項分組及組合評估收回的可能性估計預期信貸虧損，並將預期信貸虧損率應用至各應收款項賬面總值。

預期信貸虧損率乃根據過往錄得的信貸虧損估計，並作出調整以反映目前市況及影響客戶結算應收款項能力的宏觀經濟因素的前瞻性資料。

於二零二一年十二月三十一日，有關該等共同評估應收款項的虧損撥備結餘為約人民幣136,000元（二零二零年十二月三十一日：人民幣136,000元）。

合同資產、貿易應收款項及應收票據減值虧損於綜合收益表呈列為「金融資產及合同資產的減值虧損」。當應收款項無法收回，其對應收款項撥備賬撇銷。其後收回過往撇銷款項乃抵銷相同項目。

## NOTES TO THE CONSOLIDATED FINANCIAL STATEMENTS (Continued)

### 綜合財務報表附註 (續)

### 3 Financial risk management (Continued)

#### 3.1 Financial risk factors (Continued)

##### 3.1.2 Credit risk (Continued)

###### (b) Impairment of financial assets (Continued)

###### Other financial assets carried at amortised cost

The Group's other financial assets carried at amortised cost include deposits, other receivables and an unlisted corporate bond in the consolidated balance sheet. The impairment loss of other financial assets carried at amortised cost is measured based on the 12-month expected credit loss. The 12-month expected credit loss is the portion of lifetime expected credit loss that results from default events on a financial instrument that are possible within 12 months after the reporting date. However, when there has been a significant increase in credit risk since origination, the allowance will be based on the lifetime expected credit loss.

As at 31 December 2021 and 2020, management considered the credit risk of deposits and other receivables to be low as counterparties have a strong capacity to meet their contractual cash flow obligations in the near term. The Group has assessed that the expected credit losses for these deposits and other receivables were immaterial under 12-month expected losses method. Therefore, the loss allowance provision for these balances was close to zero and no provision was recognised.

In assessing the expected credit loss allowance for unlisted corporate bond at amortised costs, management considered the probability of default, loss given default, exposure at default and other adjustment factors. As at 31 December 2021, the loss allowance provision for an unlisted corporate bond was RMB272,000.

### 3 財務風險管理 (續)

#### 3.1 財務風險因素 (續)

##### 3.1.2 信貸風險 (續)

###### (b) 金融資產減值 (續)

###### 按攤銷成本列賬的其他金融資產

本集團按攤銷成本列賬的其他金融資產包括綜合資產負債表的按金、其他應收款項及非上市公司債券。按攤銷成本列賬的其他金融資產的減值虧損乃按12個月的預期信貸虧損計量。12個月的預期信貸虧損為報告日期後12個月內可能發生的與金融工具相關的違約事件所導致的存續期之預期信貸虧損的一部分。然而，倘信貸風險自產生後出現顯著增長，該撥備將以存續期之預期信貸虧損為基準。

於二零二一年及二零二零年十二月三十一日，由於交易對手近期履行合約現金流量責任的能力較強，管理層認為按金及其他應收款項的信貸風險較低。本集團已評估該等按金及其他應收款項根據12個月預期信貸虧損方法計算的預期信貸虧損並不重大。因此，該等結餘的虧損撥備近乎於零，並無確認撥備。

評估按攤銷成本列賬的非上市公司債券的預期信貸虧損撥備時，管理層已考慮違約的可能性、違約導致損失、違約風險及其他調整因素。於二零二一年十二月三十一日，非上市公司債券的虧損撥備為人民幣272,000元。



## NOTES TO THE CONSOLIDATED FINANCIAL STATEMENTS (Continued)

### 綜合財務報表附註 (續)

### 3 Financial risk management (Continued)

#### 3.1 Financial risk factors (Continued)

##### 3.1.3 Liquidity risk

The Group's policy is to regularly monitor current and expected liquidity requirements to ensure that it maintains sufficient reserves of cash to meet its liquidity requirements in the shorter and longer term.

As at 31 December 2021 and 2020, the Group held cash and cash equivalents amounting to approximately RMB48,926,000 and RMB104,004,000 respectively, that are expected to be readily available to generate cash inflows for managing liquidity risk.

The Group maintains liquidity by a number of sources including orderly realisation of receivables that the Group considers appropriate and long term financing including long-term borrowings and lease liabilities are also considered by the Group in its capital structuring. The Group aims to maintain flexibility in funding by keeping sufficient bank balances, committed credit lines available and interest bearing borrowings which enable the Group to continue its business for the foreseeable future.

As at 31 December 2021, the Group had RMB15,000,000 undrawn banking facilities (31 December 2020: Nil) and the Group's total drawn banking facilities amounted to approximately RMB12,614,000 (31 December 2020: RMB13,937,000).

The table below analyses the non-derivative financial liabilities of the Group into relevant maturity groupings based on the remaining period at the balance sheet date to the contractual maturity date.

### 3 財務風險管理 (續)

#### 3.1 財務風險因素 (續)

##### 3.1.3 流動資金風險

本集團的政策為定期監察現時及預期的流動資金需求，以確保維持足夠的現金儲備以應付其短期及長期流動資金需求。

於二零二一年及二零二零年十二月三十一日，本集團持有的現金及現金等價物分別約為人民幣48,926,000元及人民幣104,004,000元，預期可產生現金流入以管理流動資金風險。

本集團透過多種來源維持流動資金，包括有序變現本集團認為適當的應收款項及長期融資（包括長期借貸），而本集團在其資本建構過程中亦會考慮租賃負債。本集團旨在透過維持充足的銀行結餘、已承諾可用信貸額及計息借貸來維持資金的靈活性，以便本集團於可見將來繼續其業務營運。

於二零二一年十二月三十一日，本集團未提取的銀行融資為人民幣15,000,000元（二零二零年十二月三十一日：無），已提取的銀行融資總額約為人民幣12,614,000元（二零二零年十二月三十一日：人民幣13,937,000元）。

下表列示本集團非衍生金融負債按照相關到期組別，根據由資產負債表日至合約到期日的剩餘期間進行分析。

## NOTES TO THE CONSOLIDATED FINANCIAL STATEMENTS (Continued)

### 綜合財務報表附註 (續)

### 3 Financial risk management (Continued)

#### 3.1 Financial risk factors (Continued)

##### 3.1.3 Liquidity risk (Continued)

The amounts disclosed in the table were the contractual undiscounted cash flows and the earliest date the Group can be required to pay.

### 3 財務風險管理 (續)

#### 3.1 財務風險因素 (續)

##### 3.1.3 流動資金風險 (續)

表內披露的金額為合約未貼現現金流量及本集團須按要求支付的最早日期。

|                             |                           | Less than<br>1 year<br>少於1年<br>RMB'000<br>人民幣千元 | Between 1<br>and<br>2 years<br>1至2年<br>RMB'000<br>人民幣千元 | Between 2<br>and<br>5 years<br>2至5年<br>RMB'000<br>人民幣千元 | Over<br>5 years<br>5年以上<br>RMB'000<br>人民幣千元 | Total<br>總計<br>RMB'000<br>人民幣千元 |
|-----------------------------|---------------------------|---|---|---|---|---------------------------------|
| <b>At 31 December 2021</b>  | <b>於二零二一年<br/>十二月三十一日</b> |   |   |   |   |                                 |
| Trade payables              | 貿易應付款項                    | 17,499  | -   | -   | -   | 17,499                          |
| Other payables and accruals | 其他應付款項及<br>應計費用           | 12,731  | -   | -   | -   | 12,731                          |
| Bank borrowings             | 銀行借款                      |   |   |   |   |                                 |
| - principal portion         | - 本金部分                    | 4,911   | 3,953   | 1,500   | 2,250                                       | 12,614                          |
| - interest portion          | - 利息部分                    | 506   | 266   | 444   | 253   | 1,469                           |
| Lease liabilities           | 租賃負債                      |   |   |   |   |                                 |
| - principal portion         | - 本金部分                    | 5,140   | 3,658   | 3,895   | -   | 12,693                          |
| - interest portion          | - 利息部分                    | 522   | 304   | 104   | -   | 930                             |
|                             |                           | <b>41,309</b>                                   | <b>8,181</b>  | <b>5,943</b>  | <b>2,503</b>                                | <b>57,936</b>                   |
|                             |                           |   |   |   |   |                                 |
|                             |                           | Less than<br>1 year<br>少於1年<br>RMB'000<br>人民幣千元 | Between 1<br>and<br>2 years<br>1至2年<br>RMB'000<br>人民幣千元 | Between 2<br>and<br>5 years<br>2至5年<br>RMB'000<br>人民幣千元 | Over<br>5 years<br>5年以上<br>RMB'000<br>人民幣千元 | Total<br>總計<br>RMB'000<br>人民幣千元 |
| <b>At 31 December 2020</b>  | <b>於二零二零年<br/>十二月三十一日</b> |   |   |   |   |                                 |
| Trade payables              | 貿易應付款項                    | 18,482  | -   | -   | -   | 18,482                          |
| Other payables and accruals | 其他應付款項及<br>應計費用           | 22,164  | -   | -   | -   | 22,164                          |
| Bank borrowings             | 銀行借款                      |   |   |   |   |                                 |
| - principal portion         | - 本金部分                    | 5,889   | 8,048   | -   | -   | 13,937                          |
| - interest portion          | - 利息部分                    | 113   | 55  | -   | -   | 168                             |
| Lease liabilities           | 租賃負債                      |   |   |   |   |                                 |
| - principal portion         | - 本金部分                    | 4,725   | 1,621   | 145   | -   | 6,491                           |
| - interest portion          | - 利息部分                    | 223   | 45  | 12  | -   | 280                             |
|                             |                           | <b>51,596</b>                                   | <b>9,769</b>  | <b>157</b>  | <b>-</b>                                    | <b>61,522</b>                   |

## NOTES TO THE CONSOLIDATED FINANCIAL STATEMENTS (Continued)

### 綜合財務報表附註 (續)

### 3 Financial risk management (Continued)

#### 3.2 Capital management

The Group's objectives when managing capital are to safeguard the Group's ability to continue as a going concern in order to provide returns for shareholders and benefits for other stakeholders and to maintain an optimal capital structure to reduce the cost of capital.

In order to maintain or adjust the capital structure, the Group may adjust the amount of dividend paid to shareholders, return capital to shareholders or sell assets to reduce debt.

The Group monitors capital on the basis of the total debt to total capital ratio. Total debt and total capital represent total borrowings and total equity, as shown in the consolidated balance sheet. The total debt to total capital ratios at 31 December 2021 and 2020 were as follows:

|  |                 | 2021<br>二零二一年<br>RMB'000<br>人民幣千元 | 2020<br>二零二零年<br>RMB'000<br>人民幣千元 |
|--|-----------------|-----------------------------------|-----------------------------------|
| Total borrowings (bank borrowings and lease liabilities) | 總借款(銀行借款以及租賃負債) | 25,307                            | 20,428                            |
| Total equity   | 總權益             | 297,861                           | 291,931                           |
| Total debt to total capital ratio                        | 總負債對總資本比率       | 8%                                | 7%                                |

The increase in total debt to total capital ratio from 7% as at 31 December 2020 to 8% as at 31 December 2021 was mainly due to additional drawdown of bank borrowings for the year ended 31 December 2021.

### 3 財務風險管理 (續)

#### 3.2 資本管理

本集團管理資本的目標是保障本集團按持續經營基準繼續營運的能力，以為股東帶來回報，同時兼顧其他利益相關者的利益，並維持最佳的資本架構以減低資金成本。

為維持或調整資本架構，本集團或會調整向股東派付的股息金額，向股東退回資本或出售資產以減低債務。

本集團按照總負債對總資本比率監控資本。總負債及總資本分別指綜合資產負債表所列示的總借貸及總權益。於二零二一年及二零二零年十二月三十一日的總負債對總資本比率如下：

總負債對總資本比率由二零二零年十二月三十一日的7%上升至二零二一年十二月三十一日的8%，乃主要由於截至二零二一年十二月三十一日止年度提取更多銀行借款。

## NOTES TO THE CONSOLIDATED FINANCIAL STATEMENTS (Continued)

### 綜合財務報表附註 (續)

### 3 Financial risk management (Continued)

#### 3.3 Fair value estimation

Financial instruments carried at fair value are analysed by valuation method. The different levels have been defined as follows:

- Quoted prices (unadjusted) in active markets for identical assets or liabilities (level 1).
- Inputs other than quoted prices included within level 1 that are observable for the assets or liabilities, either directly (that is, as prices) or indirectly (that is, derived from prices) (level 2).
- Inputs for the assets or liabilities that are not based on observable market data (that is, unobservable inputs) (level 3).

The carrying amounts of the Group's financial assets, including trade, bills and other receivables, deposits and other receivables, financial assets at amortised cost, pledged bank deposits and cash and cash equivalents; and the Group's financial liabilities, including trade payables, other payables and accruals, bank borrowings and lease liabilities, approximate their fair values due to their short maturities. The carrying amounts of non-current deposits, bank borrowings and lease liabilities approximate their fair values which are estimated based on the discounted cash flows.

The nominal values less any estimated credit adjustments for financial assets and liabilities with a maturity of less than one year are assumed to approximate their fair values. The fair value of financial liabilities for disclosure purposes is estimated by discounting the future contractual cash flows at the current market interest rate that is available to the Group for similar financial instruments.

### 3 財務風險管理 (續)

#### 3.3 公平值估計

按公平值列賬的金融工具以估值方法分析。不同等級界定如下：

- 相同資產或負債在活躍市場之報價 (未經調整) (第1級)。
- 第1級所包括報價以外之輸入數據，有關輸入數據為資產或負債可從觀察中直接 (即價格) 或間接 (即源自價格) 得出 (第2級)。
- 並非以可觀察市場數據為根據之資產或負債輸入數據 (即不可觀察輸入數據) (第3級)。

本集團的金融資產 (包括貿易應收款項、應收票據及其他應收款項、按金及其他應收款項、按攤銷成本列賬的金融資產、已抵押銀行存款以及現金及現金等價物) 及本集團的金融負債 (包括貿易應付款項、其他應付款項及應計費用、銀行借款及租賃負債) 的賬面值由於期限較短而與其公平值相若。非即期存款、銀行借款及租賃負債的賬面值與其基於貼現現金流量估計的公平值相若。

名義價值減就到期日少於一年的金融資產及負債所作任何估計信貸調整假設為與其公平值相若。就披露而言，金融負債公平值按以本集團就類似金融工具可取得的現時市場利率貼現未來合約現金流估計得出。

## NOTES TO THE CONSOLIDATED FINANCIAL STATEMENTS (Continued)

### 綜合財務報表附註 (續)

### 3 Financial risk management (Continued)

#### 3.3 Fair value estimation (Continued)

The following table presents the carrying value of financial instruments measured at fair value at the consolidated balance sheet across the three levels.

### 3 財務風險管理 (續)

#### 3.3 公平值估計 (續)

下表分三個層級呈列綜合資產負債表內按公平值計量的金融工具的賬面值。

|                             |                       | Fair value measurement as at 31 December 2021<br>於二零二一年十二月三十一日的公平值計量 |                                    |                                    |                                 |
|-----------------------------|-----------------------|--|------------------------------------|------------------------------------|---------------------------------|
|                             |                       | Level 1<br>第1級<br>RMB'000<br>人民幣千元                                   | Level 2<br>第2級<br>RMB'000<br>人民幣千元 | Level 3<br>第3級<br>RMB'000<br>人民幣千元 | Total<br>總計<br>RMB'000<br>人民幣千元 |
| Financial assets at FVOCI   | 按公平值計入其他全<br>面收益的金融資產 |  |                                    |                                    |                                 |
| - Listed trading securities | - 上市交易證券              | 8,369  | -                                  | -                                  | 8,369                           |
|                             |                       | 8,369  | -                                  | -                                  | 8,369                           |
|                             |                       | Fair value measurement as at 31 December 2020<br>於二零二零年十二月三十一日的公平值計量 |                                    |                                    |                                 |
|                             |                       | Level 1<br>第1級<br>RMB'000<br>人民幣千元                                   | Level 2<br>第2級<br>RMB'000<br>人民幣千元 | Level 3<br>第3級<br>RMB'000<br>人民幣千元 | Total<br>總計<br>RMB'000<br>人民幣千元 |
| Financial assets at FVTPL   | 按公平值計入損益的<br>金融資產     |  |                                    |                                    |                                 |
| - Unlisted investment fund  | - 非上市投資基金             | -  | -                                  | 5,000                              | 5,000                           |
| - Listed trading securities | - 上市交易證券              | 1  | -                                  | -                                  | 1                               |
|                             |                       | 1  | -                                  | 5,000                              | 5,001                           |

There were no transfers between levels 1, 2 and 3 during the year (31 December 2020: Nil).

年內第1、2及3級之間並無轉移(二零二零年十二月三十一日：無)。

## NOTES TO THE CONSOLIDATED FINANCIAL STATEMENTS (Continued)

### 綜合財務報表附註 (續)

### 3 Financial risk management (Continued)

#### 3.3 Fair value estimation (Continued)

The following table presents the changes in level 3 financial instruments for the years ended 31 December 2021 and 2020:

|  |                            | Unlisted investment fund<br>非上市投資基金<br>RMB'000<br>人民幣千元 |
|--|----------------------------|---|
| Balance at 1 January 2020                      | 於二零二零年一月一日的結餘              | -   |
| Additions                                      | 添置                         | 5,000   |
| Balance at 31 December 2020 and 1 January 2021 | 於二零二零年十二月三十一日及二零二一年一月一日的結餘 | 5,000   |
| Disposal                                       | 出售                         | (5,000)   |
| Balance at 31 December 2021                    | 於二零二一年十二月三十一日的結餘           | -   |

Unlisted investment fund was stated at fair value which is estimated using other prices observed in recent transactions when the market price is not readily available. If one or more of the significant inputs is not based on observable market data, the instrument is included in level 3.

### 3 財務風險管理 (續)

#### 3.3 公平值估計 (續)

下表呈列截至二零二一年及二零二零年十二月三十一日止年度第3級金融工具的變動：

非上市投資基金按公平值列賬，其於市價無法輕易取得時使用於近期交易觀察所得的其他價格估計。倘一項或多項重大輸入數據並非基於可觀察市場數據，則工具計入第3級。

### 4 Critical accounting estimates and assumptions

Estimates and judgements are continually evaluated and are based on historical experience and other factors, including expectations of future events that are believed to be reasonable under the circumstances.

The Group makes estimates and assumptions concerning the future. The resulting accounting estimates will, by definition, seldom equal the related actual results. The estimates and assumptions that have a significant risk of causing a material adjustment to the carrying amounts of assets and liabilities within the next financial year are addressed below.

### 4 關鍵會計估計及假設

估計及判斷乃根據過往經驗及其他因素 (包括在相關情況下認為屬合理的未來事件預期) 持續評估。

本集團對未來作出估計及假設。根據定義，就此產生的會計估計很少會與有關實際結果相符。具重大風險導致須於下一個財政年度對資產及負債賬面值作出重大調整的估計及假設論述如下。

## NOTES TO THE CONSOLIDATED FINANCIAL STATEMENTS (Continued)

### 綜合財務報表附註 (續)

#### 4 Critical accounting estimates and assumptions (Continued)

##### 4.1 Net realisable value of inventories

The Group's inventories comprise solely raw materials of which management primarily intends to utilise for EMS contracts. These raw materials are stated at the lower of cost and net realisable value.

The Group utilises these raw materials for the assembling and production of printed circuit board assembly ("PCBA"), and their net realisable value is the estimated service contract price less estimated costs to completion and direct selling expenses. The estimates are based on the current market condition and the historical experience of provision of services using raw materials of similar nature. Write-downs of inventories are recognised where events or changes in circumstances indicate that the balances may not be realised. The identification of write-downs requires the use of judgment and estimates. Where the expectation is different from the original estimate, such difference will impact the carrying value of inventories and write-downs of inventories in the period in which such estimate has been changed. Management reassesses these estimates at end of each reporting period.

##### 4.2 Income taxes

The Group is subject to income taxes mainly in Hong Kong and the PRC. Significant judgement is required in determining provision for income taxes. There are transactions and calculations for which the ultimate tax determination is uncertain during the ordinary course of business. Where the final tax outcome of these matters is different from the amounts that were initially recorded, such differences will impact the income tax and deferred income tax provisions in the periods in which such determination are made.

#### 4 關鍵會計估計及假設(續)

##### 4.1 存貨的可變現淨值

本集團存貨僅包括管理層主要擬用於EMS合約的原材料。該等原材料按成本與可變現淨值兩者之較低者列賬。

本集團將該等原材料用於裝配及生產印製電路板組裝(「PCBA」)及其可變現淨值為估計服務合約價格減去估計完工成本及直接銷售開支。有關估計乃基於現時的市場條件及使用相若性質原材料提供服務的歷史經驗作出。一旦事件發生或情況改變顯示結餘可能未能變現將被確認為存貨撇減。識別撇減需要運用判斷及估計。當預期之金額與原定估計有差異時，則該差異將會影響有關估計變動期間的存貨賬面值及存貨撇減。管理層會於各報告期末重新評估該等估計。

##### 4.2 所得稅

本集團主要在香港及中國繳納所得稅。在釐定所得稅撥備時須作出重大判斷。在日常業務過程中，多項交易及計算方式的最終稅項釐定並不明確。倘該等事宜的最終稅務結果與最初入賬的金額不同，該等差額將會影響作出有關釐定期間的所得稅及遞延所得稅撥備。

## NOTES TO THE CONSOLIDATED FINANCIAL STATEMENTS (Continued)

### 綜合財務報表附註 (續)

#### 4 Critical accounting estimates and assumptions (Continued)

##### 4.2 Income taxes (Continued)

Deferred tax assets relating to certain temporary differences are recognised as management considers it is probable that future taxable profit will be available against which the temporary differences can be utilised. Where the expectation is different from the original estimate, such differences will impact the recognition of deferred tax assets and tax expense in the periods in which such estimate is changed.

##### 4.3 Impairment of receivables and contract assets

The Group makes provision for impairment of receivables and contract assets based on assumptions about risk of default and expected loss rates. The Group uses judgement in making these assumptions and selecting the inputs to the impairment calculation, based on the Group's historical default rates, existing market conditions as well as forward-looking estimates at the end of each reporting period. The identification of impairment of receivables and contract assets requires the use of judgment and estimates. Where the expectations are different from the original estimates, such differences will impact the carrying value of receivables and contract assets and loss for the impairment of receivables and contract assets recognised in the periods in which such estimates have been changed.

#### 5 Revenue and segment information

The Company is an investment holding company and the Group is principally engaged in the provision of EMS.

The CODM has been identified as the executive directors of the Company. The executive directors review the Group's internal reporting in order to assess performance and allocate resources. The executive directors have determined the operating segment based on these reports.

The executive directors consider the Group's operation from a business perspective and determine that the Group has one reportable operating segment being the EMS.

#### 4 關鍵會計估計及假設 (續)

##### 4.2 所得稅 (續)

由於管理層認為可能有未來應課稅溢利用作抵銷暫時性差額，故確認有關若干暫時性差額的遞延稅項資產。倘預期與原本估計存在差異，該等差額將會影響有關估計變動期間的遞延稅項資產及稅項開支確認。

##### 4.3 應收款項及合同資產減值

本集團根據有關違約風險及預期虧損率的假設計提應收款項及合同資產減值撥備。本集團於作出該等假設時動用判斷，並根據本集團於各報告期末的過往違約率、現行市況及前瞻性估計，挑選用於減值計算的輸入資料。識別應收款項及合同資產減值須運用判斷及估計。倘預期與原本估計存在差異，該等差額將會影響於有關估計變動的期間確認的應收款項及合同資產賬面值以及應收款項及合同資產減值虧損。

#### 5 收益及分部資料

本公司為一家投資控股公司，本集團主要從事提供電子製造服務。

主要營運決策者已確定為本公司執行董事。執行董事審閱本集團的內部報告以評估表現及分配資源。執行董事已根據該等報告決定經營分部。

執行董事從商業角度考慮本集團的營運，並決定本集團擁有一個可呈報經營分部（即EMS）。



**NOTES TO THE CONSOLIDATED FINANCIAL STATEMENTS (Continued)**  
**綜合財務報表附註 (續)**

**5 Revenue and segment information**  
**(Continued)**

The executive directors assess the performance of the operating segment based on a measure of revenue and gross profit.

During the years ended 31 December 2021 and 2020, all of the Group's revenues are from contracts with customers and are recognised over time. Please refer to Note 2.21 for details of the accounting policies on revenue recognition.

**(a) Segment revenue by customers' geographical location**

The Group's operation is domiciled in the PRC. The Group's revenue by geographical location, which is determined by the location of customers, is as follows:

|   |              | 2021<br>二零二一年<br>RMB'000<br>人民幣千元 | 2020<br>二零二零年<br>RMB'000<br>人民幣千元 |
|---|--------------|-----------------------------------|-----------------------------------|
| The PRC                                     | 中國           | 353,615                           | 246,036                           |
| The United States of America<br>(the "USA") | 美利堅合眾國(「美國」) | 281                               | 183                               |
| Others                                      | 其他           | -                                 | 312                               |
|   |              | <b>353,896</b>                    | <b>246,531</b>                    |

**(b) Details of contract liabilities**

|                                |            | 2021<br>二零二一年<br>RMB'000<br>人民幣千元 | 2020<br>二零二零年<br>RMB'000<br>人民幣千元 |
|--------------------------------|------------|-----------------------------------|-----------------------------------|
| Contract liabilities (Note 29) | 合同負債(附註29) | 1,503                             | 1,487                             |

Notes:

- (a) Contract liabilities represent advance payments received from the customers for services that have not been transferred to the customers. The contract liabilities fluctuated during the years ended 31 December 2021 and 2020 due to fluctuation in sales orders with advance payments.
- (b) During the years ended 31 December 2021 and 2020, all brought-forward contract liabilities at the beginning of the financial year were fully recognised as revenue.

附註：

- (a) 合同負債指就尚未轉予客戶的服務從客戶收取的預收款項。由於附有預收款項的銷售訂單波動，截至二零二一年及二零二零年十二月三十一日止年度的合同負債有所波動。
- (b) 截至二零二一年及二零二零年十二月三十一日止年度，所有於財政年度初末結清之合同負債已悉數確認為收益。

**5 收益及分部資料(續)**

執行董事按照收益及毛利的計量評估經營分部的表現。

截至二零二一年及二零二零年十二月三十一日止年度，本集團的所有收益來自與客戶訂立的合約，並隨時間予以確認。有關收益確認的會計政策詳情，請參閱附註2.21。

**(a) 按客戶地理位置劃分的分部收益**

本集團在中國營運。本集團按地理位置(基於客戶位置釐定)劃分的收益如下：

**(b) 合同負債詳情**

**NOTES TO THE CONSOLIDATED FINANCIAL STATEMENTS (Continued)**  
 綜合財務報表附註 (續)

**5 Revenue and segment information**  
 (Continued)

**(c) Major customers**

Revenue from customers individually contributing over 10% of the total revenue of the Group is as follows:

|            |      | 2021<br>二零二一年<br>RMB'000<br>人民幣千元 | 2020<br>二零二零年<br>RMB'000<br>人民幣千元 |
|------------|------|-----------------------------------|-----------------------------------|
| Customer A | 客戶 A | 147,481                           | 72,533                            |
| Customer B | 客戶 B | 100,224                           | 54,358                            |
| Customer C | 客戶 C | 35,328                            | 59,490                            |
| Total      | 總計   | 283,033                           | 186,381                           |

The five largest customers accounted for approximately 87% of revenue for the year ended 31 December 2021 (31 December 2020: 89%).

**(d) Unsatisfied performance obligations**

As at 31 December 2021 and 2020, all performance obligations not yet satisfied by the Group were from contracts with original expected duration of less than one year. Therefore, as permitted by the relevant practical expedient under HKFRS 15, the transaction prices allocated to these unsatisfied performance obligations were not disclosed.

**(e) Non-current assets by geographical location**

All of the Group's non-current assets were located in the PRC.

**5 收益及分部資料(續)**

**(c) 主要客戶**

來自個別佔本集團總收益逾10%的客戶的收益列載如下：

|            |      | 2021<br>二零二一年<br>RMB'000<br>人民幣千元 | 2020<br>二零二零年<br>RMB'000<br>人民幣千元 |
|------------|------|-----------------------------------|-----------------------------------|
| Customer A | 客戶 A | 147,481                           | 72,533                            |
| Customer B | 客戶 B | 100,224                           | 54,358                            |
| Customer C | 客戶 C | 35,328                            | 59,490                            |
| Total      | 總計   | 283,033                           | 186,381                           |

五大客戶佔截至二零二一年十二月三十一日止年度的收益約87% (二零二零年十二月三十一日：89%)。

**(d) 尚未履行之履約義務**

於二零二一年及二零二零年十二月三十一日，本集團所有尚未履行之履約義務均來源於原預期持續時間少於一年的合約。因此，誠如香港財務報告準則第15號相關實際權宜之計所准許，並未披露分配予該等尚未履行之履約義務的交易價。

**(e) 按地理位置劃分的非流動資產**

本集團的所有非流動資產均位於中國。

## NOTES TO THE CONSOLIDATED FINANCIAL STATEMENTS (Continued)

### 綜合財務報表附註 (續)

#### 6 Expenses by nature

Expenses included in cost of sales, selling and distribution expenses, administrative expenses and impairment losses on financial assets and contract assets are analysed as follows:

#### 6 按性質劃分的開支

計入銷售成本、銷售及分銷開支、行政開支以及金融資產及合同資產減值虧損的開支分析如下：

|   |                                    | 2021<br>二零二一年<br>RMB'000<br>人民幣千元 | 2020<br>二零二零年<br>RMB'000<br>人民幣千元 |
|---|------------------------------------|-----------------------------------|-----------------------------------|
| Cost of raw materials and consumables used  | 使用原材料及消耗品成本                        | 123,314                           | 84,889                            |
| Subcontracting charges  | 分包費用                               | 27,276                            | 15,231                            |
| Employee benefit expenses and manpower service expenses, including directors' emoluments (Note 9)   | 僱員福利開支及人力資源服務開支，包括董事酬金(附註9)        | 103,532                           | 66,116                            |
| Rental expenses of short-term leases in respect of:   | 以下各項的短期租賃租金開支：                     |                                   |                                   |
| – machineries (Note 25(c))  | – 機器(附註25(c))                      | 24,383                            | 19,655                            |
| – offices, warehouses, production plant and staff quarters (Note 25(c))   | – 辦公室、貨倉、生產廠房及員工宿舍(附註25(c))        | 3,467                             | 1,770                             |
| Utilities   | 水電費                                | 7,649                             | 4,094                             |
| Depreciation (Note 14)  | 折舊(附註14)                           | 37,665                            | 24,858                            |
| Amortisation (Note 15)  | 攤銷(附註15)                           | 744                               | 296                               |
| Auditor's remuneration  | 核數師酬金                              |                                   |                                   |
| – Audit services  | – 審計服務                             | 1,701                             | 1,779                             |
| Professional fees   | 專業費用                               | 5,682                             | 4,520                             |
| (Reverse of)/impairment provision for inventories (Note 21)   | 存貨(撥回)/減值撥備(附註21)                  | (1,264)                           | 1,176                             |
| Impairment losses on financial assets and contract assets   | 金融資產及合同資產減值虧損                      | 240                               | 235                               |
| Other tax and surcharges  | 其他稅項及附加費                           | 1,536                             | 1,815                             |
| Transportation  | 交通運輸                               | 301                               | 587                               |
| Travelling expenses   | 差旅費                                | 1,579                             | 669                               |
| Others  | 其他                                 | 8,028                             | 7,368                             |
| Total cost of sales, selling and distribution expenses, administrative expenses and impairment losses on financial assets and contract assets | 銷售成本、銷售及分銷開支、行政開支以及金融資產及合同資產減值虧損總額 | 345,833                           | 235,058                           |

**NOTES TO THE CONSOLIDATED FINANCIAL STATEMENTS (Continued)**  
 綜合財務報表附註 (續)

**7 Other income**

**7 其他收入**

|                   |      | 2021<br>二零二一年<br>RMB'000<br>人民幣千元 | 2020<br>二零二零年<br>RMB'000<br>人民幣千元 |
|-------------------|------|-----------------------------------|-----------------------------------|
| Government grants | 政府補助 | 5,684                             | 4,497                             |
| Others            | 其他   | 73                                | -                                 |
|                   |      | <b>5,757</b>                      | <b>4,497</b>                      |

**8 Other losses, net**

**8 其他虧損淨額**

|   |                             | 2021<br>二零二一年<br>RMB'000<br>人民幣千元 | 2020<br>二零二零年<br>RMB'000<br>人民幣千元 |
|---|-----------------------------|-----------------------------------|-----------------------------------|
| Loss on disposal of property, plant and equipment (Note 33(b))        | 出售物業、廠房及設備的虧損(附註33(b))      | <b>(1,580)</b>                    | (2,665)                           |
| Exchange differences  | 匯兌差額                        | <b>610</b>                        | (34)                              |
| Gain on exchange reserve released upon deregistration of a subsidiary | 取消註冊一間附屬公司時解除外匯儲備的收益        | <b>43</b>                         | -                                 |
| Fair value changes in financial assets at FVTPL (Note 19)             | 按公平值計入損益的金融資產公平值變動(附註19)    | <b>(1)</b>                        | -                                 |
| Gain on disposal of financial assets at FVTPL (Note 33(c))            | 出售按公平值計入損益的金融資產的收益(附註33(c)) | -                                 | 489                               |
|   |                             | <b>(928)</b>                      | <b>(2,210)</b>                    |

## NOTES TO THE CONSOLIDATED FINANCIAL STATEMENTS (Continued)

### 綜合財務報表附註（續）

#### 9 Employee benefit expenses and manpower service expenses, including directors' emoluments

#### 9 僱員福利開支及人力資源服務開支（包括董事酬金）

|   |                              | 2021<br>二零二一年<br>RMB'000<br>人民幣千元 | 2020<br>二零二零年<br>RMB'000<br>人民幣千元 |
|---|------------------------------|-----------------------------------|-----------------------------------|
| Wages and salaries  | 工資及薪金                        | 82,542                            | 60,099                            |
| Pension costs – defined contribution plans<br>(Note (a))                        | 退休金成本 – 界定供款計劃<br>(附註(a))    | 3,767                             | 1,502                             |
| Other staff welfares  | 其他員工福利                       | 2,477                             | 1,215                             |
| <b>Total employee benefit expenses<br/>(including directors' remunerations)</b> | <b>僱員福利開支總額<br/>(包括董事薪酬)</b> | <b>88,786</b>                     | <b>62,816</b>                     |
| Manpower service expenses (Note (b))  | 人力資源服務開支(附註(b))              | 14,746                            | 3,300                             |
|   |                              | <b>103,532</b>                    | <b>66,116</b>                     |

Notes:

(a) Pensions costs – defined contribution plans

*The PRC*

As stipulated under the relevant rules and regulations in the PRC, the subsidiary operating in the PRC contributes to state-sponsored retirement plans for its employees. For the years ended 31 December 2021 and 2020, depending on the provinces of the employees' registered residences and their current region of work, the subsidiary contributed certain percentages of the basic salaries of its employees and had no further obligations for the actual payment of pensions or postretirement benefits beyond the contributions. The state-sponsored retirement plans are responsible for the entire pension obligations payable to the retired employees.

During the year ended 31 December 2020, the Human Resources and Social Security Bureau of Shenzhen Municipality announced that all micro, small and medium size enterprises in Shenzhen were exempt from making employer contributions to pension, unemployment and work-related injury insurance schemes from the period between February and December 2020.

附註：

(a) 退休金成本 – 界定供款計劃

*中國*

按照中國相關規則及法規規定，於中國營運的附屬公司須為其僱員向國家資助的退休計劃作出供款。截至二零二一年及二零二零年十二月三十一日止年度，視乎僱員的登記戶籍省份及其目前工作地區，附屬公司須作出其僱員基本薪金若干百分比的供款，且並無進一步責任就該等供款外的退休金或退休後福利作出實際支付。該等國家資助的退休計劃負責應付退休僱員的全部退休金責任。

截至二零二零年十二月三十一日止年度，深圳市人力資源和社會保障局宣佈，於二零二零年二月至十二月期間，深圳市所有中小微型企業獲豁免向養老金、失業及工傷保險計劃作出僱主供款。

## NOTES TO THE CONSOLIDATED FINANCIAL STATEMENTS (Continued)

### 綜合財務報表附註 (續)

#### 9 Employee benefit expenses and manpower service expenses, including directors' emoluments (Continued)

Notes: (Continued)

- (b) Manpower service expenses  
During the years ended 31 December 2021 and 2020, the Group entered into certain manpower service arrangements with several external manpower service organisations in the PRC. Under these arrangements, certain of the Group's manpower requirements were fulfilled by these organisations at agreed service fees whereas the human resources provided were directly employed by the relevant service organisations. The individuals providing services to the Group did not have any employment relationship with the Group.
- (c) Five highest paid individuals  
The five individuals whose emoluments were the highest in the Group include three directors for the years ended 31 December 2021 and 2020, whose emoluments are reflected in the analysis presented in Note 39(a). The emoluments payable to the remaining two individuals for the years ended 31 December 2021 and 2020 are as follows:

#### 9 僱員福利開支及人力資源服務開支(包括董事酬金)(續)

附註：(續)

- (b) 人力資源服務開支  
截至二零二一年及二零二零年十二月三十一日止年度，本集團與數家中國外部人力資源服務機構訂立若干人力資源服務安排。根據有關安排，該等機構按協定服務價格滿足了本集團若干人手需求，而所提供的人力資源由相關服務機構直接聘請。該等向本集團提供服務的人士並無與本集團擁有任何僱傭關係。
- (c) 五名最高薪酬人士  
截至二零二一年及二零二零年十二月三十一日止年度，本集團五名最高薪酬人士包括三名董事，其酬金反映在附註39(a)呈列的分析中。截至二零二一年及二零二零年十二月三十一日止年度，應付餘下兩名人士的酬金如下：

|  |              | 2021<br>二零二一年<br>RMB'000<br>人民幣千元 | 2020<br>二零二零年<br>RMB'000<br>人民幣千元 |
|--|--------------|-----------------------------------|-----------------------------------|
| Wages and salaries                         | 工資及薪金        | 1,156                             | 1,366                             |
| Pension costs – defined contribution plans | 退休金成本—界定供款計劃 | 27                                | 20                                |
|  |              | <b>1,183</b>                      | <b>1,386</b>                      |

The emoluments fell within the following bands:

酬金範圍如下：

|                             |                       | Number of individuals<br>人數 |               |
|-----------------------------|-----------------------|-----------------------------|---------------|
|                             |                       | 2021<br>二零二一年               | 2020<br>二零二零年 |
| Emolument band              | 酬金範圍                  |                             |               |
| Not more than HK\$500,000   | 不超過500,000港元          | 1                           | -             |
| HK\$500,001 – HK\$1,000,000 | 500,001港元至1,000,000港元 | 1                           | 2             |
|                             |                       | <b>2</b>                    | <b>2</b>      |

During the years ended 31 December 2021 and 2020, no emoluments were paid by the Group to any of the directors or the five highest paid individuals as an inducement to join or upon joining the Group or as compensation for loss of office.

截至二零二一年及二零二零年十二月三十一日止年度，本集團概無向任何董事或五名最高薪酬人士發放任何酬金作為加盟或在加盟本集團時的獎勵或作為離職補償。

NOTES TO THE CONSOLIDATED FINANCIAL STATEMENTS (Continued)  
綜合財務報表附註 (續)

10 Finance costs, net

10 融資成本淨額

|                                  |               | 2021<br>二零二一年<br>RMB'000<br>人民幣千元 | 2020<br>二零二零年<br>RMB'000<br>人民幣千元 |
|----------------------------------|---------------|-----------------------------------|-----------------------------------|
| <b>Finance income</b>            | <b>融資收入</b>   |                                   |                                   |
| Interest income on cash at banks | 銀行現金的利息收入     | 649                               | 925                               |
| <b>Finance costs</b>             | <b>融資成本</b>   |                                   |                                   |
| Interest expenses on             | 於下列各項的利息開支    |                                   |                                   |
| – Bank borrowings                | – 銀行借款        | (889)                             | (570)                             |
| – Leases (Note 25(b))            | – 租賃(附註25(b)) | (327)                             | (432)                             |
|                                  |               | (1,216)                           | (1,002)                           |
| Finance costs, net               | 融資成本淨額        | (567)                             | (77)                              |

11 Income tax expense

Subsidiaries in the PRC are subject to corporate income tax (“CIT”) in accordance with the PRC CIT Law. According to the PRC CIT Law and the relevant regulations, the CIT tax rate applicable is 25% unless preferential rates are applicable in the cities where the subsidiaries are located.

If a subsidiary in the PRC is subject to CIT and qualified as High and New Technology Enterprise, the applicable CIT tax rate is 15%.

During the years ended 31 December 2021 and 2020, Shenzhen Confidence Intelligence Electronic Co., Ltd.\* (深圳信懇智能電子有限公司), the Group’s major subsidiary in the PRC, was qualified for High and New Technology Enterprises status and is therefore subject to a preferential income tax rate of 15%.

11 所得稅開支

根據中國企業所得稅法，中國附屬公司須繳納企業所得稅(「企業所得稅」)。根據中國企業所得稅法及相關法規，除非優惠稅率適用於附屬公司所在城市，否則適用的企業所得稅稅率為25%。

倘中國附屬公司須繳納企業所得稅並具備高新技術企業資格，則適用的企業所得稅稅率為15%。

截至二零二一年及二零二零年十二月三十一日止年度，本集團在中國的主要附屬公司深圳信懇智能電子有限公司合資格獲頒高新技術企業地位，因此享有優惠所得稅率15%。

\* For identification purposes only

\* 僅供識別

## NOTES TO THE CONSOLIDATED FINANCIAL STATEMENTS (Continued)

### 綜合財務報表附註 (續)

#### 11 Income tax expense (Continued)

During the years ended 31 December 2021 and 2020, no provision for Hong Kong profits tax has been made in the consolidated financial statements as the Group had no assessable profit in Hong Kong.

#### 11 所得稅開支 (續)

截至二零二一年及二零二零年十二月三十一日止年度，由於本集團並無香港應課稅溢利，故並無於綜合財務報表作出香港利得稅撥備。

|  |                     | 2021<br>二零二一年<br>RMB'000<br>人民幣千元 | 2020<br>二零二零年<br>RMB'000<br>人民幣千元 |
|--|---------------------|-----------------------------------|-----------------------------------|
| <b>Current income tax</b>  | <b>即期所得稅</b>        |                                   |                                   |
| – PRC CIT  | – 中國企業所得稅           | 1,883                             | 2,167                             |
| – Over-provision in prior year   | – 過往年度超額撥備          | –                                 | (84)                              |
|  |                     | <b>1,883</b>                      | <b>2,083</b>                      |
| <b>Deferred income tax (Note 27)</b>   | <b>遞延所得稅 (附註27)</b> | <b>369</b>                        | <b>60</b>                         |
| <b>Income tax expense</b>  | <b>所得稅開支</b>        | <b>2,252</b>                      | <b>2,143</b>                      |
|  |                     |                                   |                                   |
|  |                     | 2021<br>二零二一年<br>RMB'000<br>人民幣千元 | 2020<br>二零二零年<br>RMB'000<br>人民幣千元 |
| Profit before income tax   | 除所得稅前溢利             | 12,325                            | 13,683                            |
| Tax calculated at tax rates applicable to profits of the respective subsidiaries | 按各附屬公司溢利適用的稅率計算的稅項  | 3,099                             | 1,966                             |
| Tax effect of:   | 稅務影響：               |                                   |                                   |
| Income not taxable   | 免稅收入                | (56)                              | (76)                              |
| Expenses not deductible for tax purpose  | 不可扣稅開支              | 1,489                             | 1,583                             |
| Utilisation of previously unrecognised tax loss                                  | 動用先前未確認的稅務虧損        | (163)                             | –                                 |
| Tax losses for which no deferred income tax asset was recognised                 | 並無確認遞延所得稅資產的稅項虧損    | –                                 | 163                               |
| Over-provision in prior year   | 過往年度超額撥備            | –                                 | (84)                              |
| Super deductions from research and development expenditures (Note (a))           | 研發開支加計扣除 (附註(a))    | (2,117)                           | (1,409)                           |
| <b>Income tax expense</b>  | <b>所得稅開支</b>        | <b>2,252</b>                      | <b>2,143</b>                      |



## NOTES TO THE CONSOLIDATED FINANCIAL STATEMENTS (Continued)

### 綜合財務報表附註 (續)

#### 11 Income tax expense (Continued)

The weighted average applicable tax rate was 25.0% for the year ended 31 December 2021 (31 December 2020: 14.4%). The change is caused by a change in the profitability mix of the Group's subsidiaries in the respective countries.

Deferred income tax assets are recognised for tax losses carried forward to the extent that realisation of the related tax benefit through future taxation profits is probable. As at 31 December 2021, the Group has no unrecognised tax losses (31 December 2020: unrecognised tax losses of a PRC subsidiary of approximately RMB651,000 to offset against future taxable income).

Note:

- (a) According to the relevant laws and regulations promulgated by the State Administration of Taxation of the PRC, enterprises engaging in research and development activities are entitled to claim 150% to 175% of their research and development expenses incurred as tax deductible expenses when determining their assessable profits for that year.

#### 12 Earnings per share

The basic earnings per share is calculated by dividing the profit attributable to equity holders of the Company by the weighted average number of ordinary shares in issue during the years ended 31 December 2021 and 2020.

|   |                       | 2021<br>二零二一年 | 2020<br>二零二零年 |
|---|-----------------------|---------------|---------------|
| Profit for the year attributable to equity holders of the Company (RMB'000) | 本公司權益持有人應佔年內溢利(人民幣千元) | 7,241         | 11,736        |
| Weighted average number of ordinary shares in issue (thousands of shares)   | 已發行普通股加權平均數(千股)       | 250,000       | 250,000       |
| Basic and diluted earnings per share (RMB cents)                            | 每股基本及攤薄盈利(人民幣分)       | 2.90          | 4.69          |

There were no differences between the basic and diluted earnings per share as there were no potential dilutive ordinary shares outstanding during the years ended 31 December 2021 and 2020.

#### 11 所得稅開支(續)

截至二零二一年十二月三十一日止年度的加權平均適用稅率為25.0% (二零二零年十二月三十一日: 14.4%)。變動乃由於本集團附屬公司的盈利組合於各自的國家有所變動所致。

遞延所得稅資產乃就結轉之稅項虧損而確認，惟以透過可動用未來應課稅溢利而變現之相關稅項利益為限。於二零二一年十二月三十一日，本集團並無未確認稅項虧損(二零二零年十二月三十一日：一間中國附屬公司未確認稅項虧損人民幣651,000元以供抵銷未來應課稅收入)。

附註：

- (a) 根據中國國家稅務總局的相關法律及法規，從事研發活動的企業在釐定年度應課稅溢利時，可申請所產生研發開支的150%至175%作為可扣稅開支。

#### 12 每股盈利

每股基本盈利按本公司權益持有人應佔溢利除以截至二零二一年及二零二零年十二月三十一日止年度的已發行普通股加權平均數計算。

由於截至二零二一年及二零二零年十二月三十一日止年度並無發行在外的潛在攤薄普通股，故每股基本及攤薄盈利並無差異。

## NOTES TO THE CONSOLIDATED FINANCIAL STATEMENTS (Continued)

### 綜合財務報表附註 (續)

#### 13 Subsidiaries

The Group's principal subsidiaries at 31 December 2021 and 2020 are set out below.

#### 13 附屬公司

本集團於二零二一年及二零二零年十二月三十一日的主要附屬公司載列如下。

| Name of subsidiary<br>附屬公司名稱  | Place of incorporation and kind of legal entity<br>註冊成立地點及法定實體類別 | Principal activities and place of operation<br>主要活動及經營地點 | Particulars of paid up capital<br>已繳足股本詳情 | Percentage of effective interest held/controlled by the Group<br>本集團持有/控制的實際權益百分比 |               |
|---|--|--|---|---|---------------|
|   |  |  |   | 2021<br>二零二一年   | 2020<br>二零二零年 |
| <i>Direct Interests:</i><br>直接權益：                                     |  |  |   |   |               |
| New Trive Limited   | BVI, limited liability company                                   | Investment holding in BVI                                | USD1                                      | 100%  | 100%          |
| New Trive Limited   | 英屬處女群島：有限公司  | 於英屬處女群島從事投資控股  | 1 美元                                      | 100%  | 100%          |
| Hero Tag Limited  | BVI, limited liability company                                   | Investment holding in BVI                                | USD1                                      | 100%  | 100%          |
| Hero Tag Limited  | 英屬處女群島：有限公司  | 於英屬處女群島從事投資控股  | 1 美元                                      | 100%  | 100%          |
| <i>Indirect Interests:</i><br>間接權益：                                   |  |  |   |   |               |
| New Trive (HK) Limited  | Hong Kong, limited liability company                             | Investment holding in Hong Kong                          | HK\$10,000                                | 100%  | 100%          |
| 新銳志(香港)有限公司   | 香港：有限公司  | 於香港從事投資控股  | 10,000 港元                                 | 100%  | 100%          |
| Xinzhi (Shenzhen) Electronic Co., Ltd.* (信智(深圳)電子有限公司)                | The PRC, limited liability company                               | Investment holding in the PRC                            | RMB100,000                                | 100%  | 100%          |
| 信智(深圳)電子有限公司  | 中國：有限公司  | 於中國從事投資控股  | 人民幣 100,000 元                             | 100%  | 100%          |
| Shenzhen Confidence Intelligence Electronic Co., Ltd.* (深圳信懋智能電子有限公司) | The PRC, limited liability company                               | EMS in the PRC   | RMB115,238,710                            | 100%  | 100%          |
| 深圳信懋智能電子有限公司  | 中國：有限公司  | 於中國從事電子製造服務  | 人民幣 115,238,710 元                         | 100%  | 100%          |
| Confidence Intelligence (Hongkong) Limited                            | Hong Kong, limited liability company                             | Investment holding in Hong Kong                          | HK\$3,000,000                             | 100%  | 100%          |
| 信懋智能(香港)有限公司  | 香港：有限公司  | 於香港從事投資控股  | 3,000,000 港元                              |   |               |

\* For identification purposes only

\* 僅供識別

**NOTES TO THE CONSOLIDATED FINANCIAL STATEMENTS (Continued)**  
**綜合財務報表附註 (續)**

**13 Subsidiaries (Continued)**

**13 附屬公司 (續)**

| Name of subsidiary<br>附屬公司名稱                                     | Place of incorporation and kind of legal entity<br>註冊成立地點及法定實體類別 | Principal activities and place of operation<br>主要活動及經營地點 | Particulars of paid up capital<br>已繳足股本詳情 | Percentage of effective interest held/controlled by the Group<br>本集團持有/控制的實際權益百分比 |               |
|--|--|--|---|---|---------------|
|  |  |  |   | 2021<br>二零二一年   | 2020<br>二零二零年 |
| Confidence Intelligence, Inc.                                    | The USA, limited liability company                               | Dormant  | USD10,000                                 | –   | 100%          |
| Confidence Intelligence, Inc.                                    | 美國：有限公司  | 暫無業務   | 10,000美元                                  | –   | 100%          |
| Chongqing Xinken Technology Company Limited* (重慶信懇科技有限公司)        | The PRC, limited liability company                               | EMS in the PRC   | RMB20,000,000                             | 70%   | 70%           |
| 重慶信懇科技有限公司   | 中國：有限公司  | 於中國從事電子製造服務  | 人民幣20,000,000元                            | 70%   | 70%           |
| Hero Tag (HK) Limited  | Hong Kong, limited liability company                             | Investment holding in Hong Kong                          | HK\$1                                     | 100%  | 100%          |
| Hero Tag (HK) Limited  | 香港：有限公司  | 於香港從事投資控股  | 1港元                                       | 100%  | 100%          |
| Wanhai Big Data Technology (Shanghai) Limited* (萬海大數據科技(上海)有限公司) | The PRC, limited liability company                               | Dormant  | RMB6,799,905                              | 100%  | 100%          |
| 萬海大數據科技(上海)有限公司  | 中國：有限公司  | 暫無業務   | 人民幣6,799,905元                             | 100%  | 100%          |

**(a) Material non-controlling interest**

Set out below is summarised financial information for a subsidiary that has non-controlling interest that is material to the Group. The amounts disclosed for the subsidiary before inter-company eliminations.

**(a) 重大非控股權益**

下文列載對本集團有重大非控股權益的附屬公司摘要財務資料。該附屬公司披露公司間沖銷之前的金額。

\* For identification purposes only

\* 僅供識別

**NOTES TO THE CONSOLIDATED FINANCIAL STATEMENTS (Continued)**  
 綜合財務報表附註 (續)

**13 Subsidiaries (Continued)**

**(a) Material non-controlling interest (Continued)**

(a) Summarised income statement

|  |                       | 2021<br>二零二一年<br>RMB'000<br>人民幣千元 | 2020<br>二零二零年<br>RMB'000<br>人民幣千元 |
|--|-----------------------|-----------------------------------|-----------------------------------|
| Revenue  | 收益                    | 49,520                            | 730                               |
| Profit/(loss) and total comprehensive income/(loss) for the year | 年內溢利／(虧損)及全面收益／(虧損)總額 | 9,439                             | (653)                             |
| Profit/(loss) allocated to non-controlling interest              | 分配至非控股權益的溢利／(虧損)      | 2,832                             | (196)                             |

(b) Summarised balance sheet

|                                      |            | 2021<br>二零二一年<br>RMB'000<br>人民幣千元 | 2020<br>二零二零年<br>RMB'000<br>人民幣千元 |
|--------------------------------------|------------|-----------------------------------|-----------------------------------|
| Non-current assets                   | 非流動資產      | 27,285                            | 20,457                            |
| Current assets                       | 流動資產       | 23,879                            | 10,228                            |
| <b>Total assets</b>                  | <b>總資產</b> | <b>51,164</b>                     | <b>30,685</b>                     |
| Non-current liabilities              | 非流動資產      | 2,252                             | 190                               |
| Current liabilities                  | 流動資產       | 15,126                            | 11,148                            |
| <b>Total liabilities</b>             | <b>總負債</b> | <b>17,378</b>                     | <b>11,338</b>                     |
| <b>Net assets</b>                    | <b>淨資產</b> | <b>33,786</b>                     | <b>19,347</b>                     |
| Accumulated non-controlling interest | 累計非控股權益    | 10,136                            | 5,804                             |

**13 附屬公司 (續)**

**(a) 重大非控股權益 (續)**

(a) 摘要收益報表

|  |                       | 2021<br>二零二一年<br>RMB'000<br>人民幣千元 | 2020<br>二零二零年<br>RMB'000<br>人民幣千元 |
|--|-----------------------|-----------------------------------|-----------------------------------|
| Revenue  | 收益                    | 49,520                            | 730                               |
| Profit/(loss) and total comprehensive income/(loss) for the year | 年內溢利／(虧損)及全面收益／(虧損)總額 | 9,439                             | (653)                             |
| Profit/(loss) allocated to non-controlling interest              | 分配至非控股權益的溢利／(虧損)      | 2,832                             | (196)                             |

(b) 摘要資產負債表

|                                      |            | 2021<br>二零二一年<br>RMB'000<br>人民幣千元 | 2020<br>二零二零年<br>RMB'000<br>人民幣千元 |
|--------------------------------------|------------|-----------------------------------|-----------------------------------|
| Non-current assets                   | 非流動資產      | 27,285                            | 20,457                            |
| Current assets                       | 流動資產       | 23,879                            | 10,228                            |
| <b>Total assets</b>                  | <b>總資產</b> | <b>51,164</b>                     | <b>30,685</b>                     |
| Non-current liabilities              | 非流動資產      | 2,252                             | 190                               |
| Current liabilities                  | 流動資產       | 15,126                            | 11,148                            |
| <b>Total liabilities</b>             | <b>總負債</b> | <b>17,378</b>                     | <b>11,338</b>                     |
| <b>Net assets</b>                    | <b>淨資產</b> | <b>33,786</b>                     | <b>19,347</b>                     |
| Accumulated non-controlling interest | 累計非控股權益    | 10,136                            | 5,804                             |

**NOTES TO THE CONSOLIDATED FINANCIAL STATEMENTS (Continued)**  
**綜合財務報表附註 (續)**

**13 Subsidiaries (Continued)**

**(a) Material non-controlling interest (Continued)**

(c) Summarised cashflows

**13 附屬公司 (續)**

**(a) 重大非控股權益 (續)**

(c) 摘要現金流

|   |              | 2021<br>二零二一年<br>RMB'000<br>人民幣千元 | 2020<br>二零二零年<br>RMB'000<br>人民幣千元 |
|---|--------------|-----------------------------------|-----------------------------------|
| Cash flows from operating activities      | 經營活動現金流量     | 18,040                            | (4,530)                           |
| Cash flows from investing activities      | 投資活動現金流量     | (18,001)                          | (10,886)                          |
| Cash flows from financing activities      | 融資活動現金流量     | 7,711                             | 19,993                            |
| Net increase in cash and cash equivalents | 現金及現金等價物增加淨額 | 7,750                             | 4,577                             |

**14 Property, plant and equipment**

**14 物業、廠房及設備**

|                                    |                          | Right-of-use<br>assets<br>使用權資產<br>RMB'000<br>人民幣千元 | Furniture<br>and fixtures<br>傢俬及裝置<br>RMB'000<br>人民幣千元 | Office<br>equipment<br>辦公設備<br>RMB'000<br>人民幣千元 | Plant and<br>machinery<br>廠房及機器<br>RMB'000<br>人民幣千元 | Motor<br>vehicles<br>汽車<br>RMB'000<br>人民幣千元 | Leasehold<br>improvements<br>租賃物業裝修<br>RMB'000<br>人民幣千元 | Buildings<br>樓宇<br>RMB'000<br>人民幣千元 | Total<br>總計<br>RMB'000<br>人民幣千元 |
|------------------------------------|--------------------------|---|--|---|---|---|---|-------------------------------------|---------------------------------|
| <b>At 1 January 2020</b>           | <b>於二零二零年一月一日</b>        |   |  |   |   |   |   |                                     |                                 |
| Cost                               | 成本                       | 16,637  | 1,025  | 2,775   | 173,566   | 1,714                                       | 2,548   | -                                   | 198,265                         |
| Accumulated depreciation           | 累計折舊                     | (8,840)   | (439)  | (1,031)   | (65,258)  | (1,048)                                     | (1,387)   | -                                   | (78,003)                        |
| Net book amount                    | 賬面淨值                     | 7,797   | 586  | 1,744   | 108,308   | 666   | 1,161   | -                                   | 120,262                         |
| <b>Year ended 31 December 2020</b> | <b>截至二零二零年十二月三十一日止年度</b> |   |  |   |   |   |   |                                     |                                 |
| Opening net book amount            | 期初賬面淨值                   | 7,797   | 586  | 1,744   | 108,308   | 666   | 1,161   | -                                   | 120,262                         |
| Additions                          | 添置                       | 2,170   | 135  | 1,076   | 53,498  | -   | 5,083   | -                                   | 61,962                          |
| Depreciation                       | 折舊                       | (3,804)   | (277)  | (991)   | (17,522)  | (302)                                       | (1,962)   | -                                   | (24,858)                        |
| Disposals                          | 出售                       | -   | -  | -   | (3,145)   | -   | -   | -                                   | (3,145)                         |
| Closing net book amount            | 期末賬面淨值                   | 6,163   | 444  | 1,829   | 141,139   | 364   | 4,282   | -                                   | 154,221                         |
| <b>At 31 December 2020</b>         | <b>於二零二零年十二月三十一日</b>     |   |  |   |   |   |   |                                     |                                 |
| Cost                               | 成本                       | 18,807  | 1,160  | 3,851   | 212,931   | 1,714                                       | 7,631   | -                                   | 246,094                         |
| Accumulated depreciation           | 累計折舊                     | (12,644)  | (716)  | (2,022)   | (71,792)  | (1,350)                                     | (3,349)   | -                                   | (91,873)                        |
| Net book amount                    | 賬面淨值                     | 6,163   | 444  | 1,829   | 141,139   | 364   | 4,282   | -                                   | 154,221                         |

NOTES TO THE CONSOLIDATED FINANCIAL STATEMENTS (Continued)  
綜合財務報表附註 (續)

14 Property, plant and equipment (Continued)

14 物業、廠房及設備 (續)

|  | Right-of-use assets<br>使用權資產<br>RMB'000<br>人民幣千元 | Furniture and fixtures<br>傢俬及裝置<br>RMB'000<br>人民幣千元 | Office equipment<br>辦公設備<br>RMB'000<br>人民幣千元 | Plant and machinery<br>廠房及機器<br>RMB'000<br>人民幣千元 | Motor vehicles<br>汽車<br>RMB'000<br>人民幣千元 | Leasehold improvements<br>租賃物業裝修<br>RMB'000<br>人民幣千元 | Buildings<br>樓宇<br>RMB'000<br>人民幣千元 | Total<br>總計<br>RMB'000<br>人民幣千元 |
|--|--|---|--|--|--|--|-------------------------------------|---------------------------------|
| Year ended 31 December 2021<br>截至二零二一年十二月三十一日止年度 |  |   |  |  |  |  |                                     |                                 |
| Opening net book amount<br>期初賬面淨值                | 6,163  | 444   | 1,829  | 141,139  | 364                                      | 4,282  | -                                   | 154,221                         |
| Additions<br>添置                                  | 15,380   | 138   | 1,190  | 37,793   | 200                                      | 2,484  | 9,951                               | 67,136                          |
| Depreciation<br>折舊                               | (8,390)  | (287)   | (1,231)                                      | (23,326)   | (337)                                    | (3,897)  | (197)                               | (37,665)                        |
| Transfer (Note (a))<br>轉撥(附註(a))                 | (633)  | -   | -  | 633  | -  | -  | -                                   | -                               |
| Disposals<br>出售                                  | -  | -   | -  | (5,948)  | -  | -  | -                                   | (5,948)                         |
| Closing net book amount<br>期末賬面淨值                | 12,520   | 295   | 1,788  | 150,291  | 227                                      | 2,869  | 9,754                               | 177,744                         |
| At 31 December 2021<br>於二零二一年十二月三十一日             |  |   |  |  |  |  |                                     |                                 |
| Cost<br>成本                                       | 19,238   | 1,298   | 5,041  | 238,577  | 1,914                                    | 10,115   | 9,951                               | 286,134                         |
| Accumulated depreciation<br>累計折舊                 | (6,718)  | (1,003)   | (3,253)                                      | (88,286)   | (1,687)                                  | (7,246)  | (197)                               | (108,390)                       |
| Net book amount<br>賬面淨值                          | 12,520   | 295   | 1,788  | 150,291  | 227                                      | 2,869  | 9,754                               | 177,744                         |

Note:

(a) The Group has exercised the purchase options and transferred certain assets from right-of-use assets to plant and machinery at the end of the lease terms.

附註：

(a) 本集團於租期結束時行使購買選擇權而將若干資產由使用權資產轉移至廠房及機器。

During the years ended 31 December 2021 and 2020, depreciation expenses have been charged in cost of sales, selling and distribution expenses and administrative expenses as below:

截至二零二一年及二零二零年十二月三十一日止年度，折舊開支已計入銷售成本、銷售及分銷開支及行政開支如下：

|  | 2021<br>二零二一年<br>RMB'000<br>人民幣千元 | 2020<br>二零二零年<br>RMB'000<br>人民幣千元 |
|--|-----------------------------------|-----------------------------------|
| Cost of sales<br>銷售成本                        | 33,537                            | 21,008                            |
| Selling and distribution expenses<br>銷售及分銷開支 | -                                 | 23                                |
| Administrative expenses<br>行政開支              | 4,128                             | 3,827                             |
|  | 37,665                            | 24,858                            |

**NOTES TO THE CONSOLIDATED FINANCIAL STATEMENTS (Continued)**  
 綜合財務報表附註 (續)

**15 Intangible assets**

**15 無形資產**

|                             |                   | Software<br>軟件<br>RMB'000<br>人民幣千元 |
|-----------------------------|-------------------|------------------------------------|
| At 1 January 2020           | 於二零二零年一月一日        |                                    |
| Cost                        | 成本                | -                                  |
| Accumulated amortisation    | 累計攤銷              | -                                  |
| Net book amount             | 賬面淨值              | -                                  |
| Year ended 31 December 2020 | 截至二零二零年十二月三十一日止年度 |                                    |
| Opening net book amount     | 期初賬面淨值            | -                                  |
| Additions                   | 添置                | 1,774                              |
| Amortisation charge         | 攤銷開支              | (296)                              |
| Closing net book amount     | 期末賬面淨值            | 1,478                              |
| At 1 January 2021           | 於二零二一年一月一日        |                                    |
| Cost                        | 成本                | 1,774                              |
| Accumulated amortisation    | 累計攤銷              | (296)                              |
| Net book amount             | 賬面淨值              | 1,478                              |
| Year ended 31 December 2021 | 截至二零二一年十二月三十一日止年度 |                                    |
| Opening net book amount     | 期初賬面淨值            | 1,478                              |
| Additions                   | 添置                | 544                                |
| Amortisation charge         | 攤銷開支              | (744)                              |
| Closing net book amount     | 期末賬面淨值            | 1,278                              |
| At 31 December 2021         | 於二零二一年十二月三十一日     |                                    |
| Cost                        | 成本                | 2,318                              |
| Accumulated amortisation    | 累計攤銷              | (1,040)                            |
| Net book amount             | 賬面淨值              | 1,278                              |

NOTES TO THE CONSOLIDATED FINANCIAL STATEMENTS (Continued)  
綜合財務報表附註 (續)

16 Investment in an associate

16 於一間聯營公司之投資

|                          |            | 2021<br>二零二一年<br>RMB'000<br>人民幣千元 | 2020<br>二零二零年<br>RMB'000<br>人民幣千元 |
|--------------------------|------------|-----------------------------------|-----------------------------------|
| Unlisted entity (Note a) | 未上市實體(附註a) | -                                 | -                                 |

Notes:

附註：

(a) Particulars of the associate as at 31 December 2021 and 2020 are as follows:

(a) 聯營公司於二零二一年及二零二零年十二月三十一日之詳情如下：

| Name<br>名稱  | Place of<br>incorporation<br>註冊地點 | % of ownership interest<br>擁有權益比例 |               | Principal activity<br>主要業務   |
|---|-----------------------------------|-----------------------------------|---------------|--|
|   |                                   | 2021<br>二零二一年                     | 2020<br>二零二零年 |  |
| Renxiao Technology (Shenzhen) Company Limited* (人曉科技(深圳)有限公司) ("Renxiao")<br>人曉科技(深圳)有限公司(「人曉」) | The PRC<br>中國                     | 8%                                | 8%            | Production, research and development and sales of intelligent hardware and cloud platform products<br>生產、研發及銷售智能硬件及雲平台產品 |

Renxiao is a private company and there is no quoted market price available for its shares.

人曉為私人公司，其股份並無市場報價。

During the year ended 31 December 2016, the Group acquired 8% equity interest in Renxiao at a consideration of RMB1,000,000.

截至二零一六年十二月三十一日止年度，本集團按代價人民幣1,000,000元收購人曉8%股權。

Management has assessed the level of influence that the Group exercises on Renxiao during the years ended 31 December 2021 and 2020, and determined that it has significant influence thereon through a board representation and other arrangements made. Consequently, this investment has been classified as an investment in an associate.

截至二零二一年及二零二零年十二月三十一日止年度，管理層已評估本集團對人曉行使的影響程度，並認為，透過董事會派駐代表及作出其他安排而對此具有重大影響。因此，該投資已分類為於一間聯營公司之投資。

Management assessed that the investment costs of Renxiao would not be recoverable and recognised full impairment for the balance.

管理層評估於人曉的投資成本將無法收回，並確認結餘全面減值。

\* For identification purposes only

\* 僅供識別



## NOTES TO THE CONSOLIDATED FINANCIAL STATEMENTS (Continued)

### 綜合財務報表附註 (續)

#### 16 Investment in an associate (Continued)

Notes: (Continued)

- (b) Set out below is the summarised financial information of Renxiao extracted from its financial statements for the years ended 31 December 2021 and 2020 which are accounted for using the equity method:

|  |                | 2021<br>二零二一年<br>RMB'000<br>人民幣千元 | 2020<br>二零二零年<br>RMB'000<br>人民幣千元 |
|--|----------------|-----------------------------------|-----------------------------------|
| <b>Summarised income statements</b>            |                |                                   |                                   |
|  | <b>摘要收益報表</b>  |                                   |                                   |
| Administrative expenses                        | 行政開支           | (6)                               | (5)                               |
| Loss and total comprehensive loss for the year | 年內虧損及全面虧損總額    | (6)                               | (5)                               |
|  |                |                                   |                                   |
|  |                | 2021<br>二零二一年<br>RMB'000<br>人民幣千元 | 2020<br>二零二零年<br>RMB'000<br>人民幣千元 |
| <b>Summarised balance sheet</b>                |                |                                   |                                   |
|  | <b>摘要資產負債表</b> |                                   |                                   |
| Current assets                                 | 流動資產           | 468                               | 474                               |
| Shareholder's equity                           | 股東權益           | 468                               | 474                               |

#### 16 於一間聯營公司之投資(續)

附註：(續)

- (b) 下文的載列人曉使用權益法入賬之摘要財務資料(乃摘錄自其截至二零二一年及二零二零年十二月三十一日止年度之財務報表)：

## NOTES TO THE CONSOLIDATED FINANCIAL STATEMENTS (Continued)

### 綜合財務報表附註 (續)

#### 17 Prepayments, deposits and other receivables

#### 17 預付款項、按金及其他應收款項

|   |                    | 2021<br>二零二一年<br>RMB'000<br>人民幣千元 | 2020<br>二零二零年<br>RMB'000<br>人民幣千元 |
|---|--------------------|-----------------------------------|-----------------------------------|
| <b>Current portion</b>                                      | <b>即期部分</b>        |                                   |                                   |
| Prepayments to suppliers                                    | 預付供應商款項            | 480                               | 2,758                             |
| Rental and other deposits (Note (a))                        | 租賃及其他按金 (附註(a))    | 854                               | 1,224                             |
| Value added tax ("VAT") receivable                          | 應收增值稅 (「增值稅」)      | 414                               | 3,240                             |
| Other receivables (Note (a) and (b))                        | 其他應收款項 (附註(a)及(b)) | 1,538                             | 6                                 |
|   |                    | <b>3,286</b>                      | <b>7,228</b>                      |
| <b>Non-current portion</b>                                  | <b>非即期部分</b>       |                                   |                                   |
| Prepayments of acquisition of property, plant and equipment | 購買物業、廠房及設備之預付款項    | 2,719                             | 1,314                             |
| Rental deposits (Note (a))                                  | 租賃按金 (附註(a))       | 467                               | 216                               |
|   |                    | <b>3,186</b>                      | <b>1,530</b>                      |

Note:

- (a) As at 31 December 2021 and 2020, the carrying amounts of deposits and other receivables approximated their fair values. These balances were unsecured and interest free.
- (b) During the year ended 31 December 2021, the Group sold certain machinery to Shenzhen Puneda Electronic Co., Ltd, which is a related company of the Group at a consideration of RMB4,268,000 (Note 37). The balance was not fully settled and the unsettled portion was recognised as other receivables as at 31 December 2021.

附註：

- (a) 於二零二一年及二零二零年十二月三十一日，按金及其他應收款項的賬面值與其公平值相若。該等結餘為無抵押及免息。
- (b) 於截至二零二一年十二月三十一日止年度，本集團向本集團關聯公司深圳市普能達電子有限公司出售若干機械，代價為人民幣4,268,000元 (附註37)。於二零二一年十二月三十一日，結餘尚未結清，而未結付部分確認為其他應收款項。

The carrying amounts of the Group's prepayments, deposits and other receivables were denominated in the following currencies:

本集團預付款項、按金及其他應收款項的賬面值以下列貨幣計值：

|      |     | 2021<br>二零二一年<br>RMB'000<br>人民幣千元 | 2020<br>二零二零年<br>RMB'000<br>人民幣千元 |
|------|-----|-----------------------------------|-----------------------------------|
| RMB  | 人民幣 | 6,348                             | 8,590                             |
| HK\$ | 港元  | 124                               | 168                               |
|      |     | <b>6,472</b>                      | <b>8,758</b>                      |

## NOTES TO THE CONSOLIDATED FINANCIAL STATEMENTS (Continued)

### 綜合財務報表附註 (續)

#### 18 Financial assets at fair value through other comprehensive income

The Group's financial assets at FVOCI comprise equity securities which are not held for trading and which the Group has irrevocably elected at initial recognition to recognise in this category. These are strategic investments and the Group considers this classification to be more appropriate.

#### 18 按公平值計入其他全面收益的金融資產

本集團的按公平值計入其他全面收益的金融資產包括並非持作買賣且本集團不可撤回地選擇於初始確認時於該類別內確認的股權證券。該等為戰略投資及本集團認為此分類更加合適。

|                                 |                 | 2021<br>二零二一年<br>RMB'000<br>人民幣千元 |
|---------------------------------|-----------------|-----------------------------------|
| <b>Non-current assets</b>       | <b>非流動資產</b>    |                                   |
| Listed trading securities       | 上市交易證券          |                                   |
| – Baidu, Inc.                   | – Baidu, Inc.   | 733                               |
| – Bilibili Inc.                 | – Bilibili Inc. | 1,067                             |
| – 3SBio Inc.                    | – 3SBio Inc.    | 4,943                             |
| – Yuexiu Services Group Limited | – 越秀服務集團有限公司    | 1,626                             |
|                                 |                 | <b>8,369</b>                      |

On disposal of these equity investments, any related balance within the FVOCI reserve is reclassified to retained earnings.

出售該等股本投資時，任何計入按公平值計入其他全面收益儲備的相關結餘重新分類至保留盈利。

Notes:

附註：

(a) Disposal of equity investments  
During the year ended 31 December 2021, the Group has sold its shares in Bilibili Inc. as a result of a takeover offer for cash. The shares sold had a fair value of RMB7,162,000 and the Group realised a gain of RMB792,000, which had already been included in other comprehensive income. This gain has been transferred to retained earnings in the consolidated statement of changes in equity;

(a) 出售股本投資  
截至二零二一年十二月三十一日止年度，本集團因現金收購要約出售其於Bilibili Inc. (哩哩哩哩股份有限公司\*)的股份。已售股份的公平值為人民幣7,162,000元，本集團變現收益人民幣792,000元，並已計入其他全面收益。該收益轉撥至綜合權益變動表之保留盈利；

During the year ended 31 December 2021, the Group has sold its shares in Yuexiu Services Group Limited as a result of a takeover offer for cash. The shares sold had a fair value of RMB3,922,000 and the group realised a gain of RMB324,000, which had already been included in other comprehensive income. This gain has been transferred to retained earnings in the consolidated statement of changes in equity.

截至二零二一年十二月三十一日止年度，本集團因現金收購要約出售其於越秀服務集團有限公司的股份。已售股份的公平值為人民幣3,922,000元，本集團變現收益人民幣324,000元，並已計入其他全面收益。該收益轉撥至綜合權益變動表之保留盈利。

(b) During the year, gains on disposal of FVOCI of approximately RMB1,116,000 are recognised in other comprehensive income.

(b) 年內，出售按公平值計入其他全面收益的收益為約人民幣1,116,000元，於其他全面收益確認。

(c) All of the financial assets at FVOCI are denominated in HK\$. For an analysis of the price risk of the financial assets at FVOCI, please refer to Note 3.1.1(c).

(c) 按公平值計入其他全面收益的金融資產以港元計值。有關按公平值計入其他全面收益的金融資產對價格風險的敏感度分析，請參閱附註3.1.1(c)。

\* For identification purposes only

\* 僅供識別

## NOTES TO THE CONSOLIDATED FINANCIAL STATEMENTS (Continued)

### 綜合財務報表附註 (續)

#### 19 Financial assets at fair value through profit or loss

The Group's financial assets at FVTPL represent investment in an unlisted investment fund and listed trading securities. These financial assets are mandatorily measured at FVTPL and with following details.

#### 19 按公平值計入損益的金融資產

本集團按公平值計入損益的金融資產為非上市投資基金及上市交易證券的投資。該等金融資產強制按公平值計入損益計量，詳情如下

|   |                            | Unlisted<br>investment<br>fund<br>非上市<br>投資基金<br>RMB'000<br>人民幣千元 | Listed<br>trading<br>securities<br>上市<br>交易證券<br>RMB'000<br>人民幣千元 | Total<br>總計<br>RMB'000<br>人民幣千元             |
|---|----------------------------|---|---|---|
| <b>Balance at 1 January 2020</b>                      | 於二零二零年一月一日的結餘              | -   | -   | -   |
| Additions   | 添置                         | 5,000   | 8,952   | 13,952                                      |
| Disposal  | 出售                         | -   | (8,370)   | (8,370)                                     |
| Exchange realignment                                  | 匯兌調整                       | -   | (581)   | (581)                                       |
| <b>Balance at 31 December 2020 and 1 January 2021</b> | 於二零二零年十二月三十一日及二零二一年一月一日的結餘 | 5,000   | 1   | 5,001                                       |
| Fair value changes (Note 8)                           | 公平值變動(附註8)                 | -   | (1)   | (1)   |
| Disposal  | 出售                         | (5,000)   | -   | (5,000)                                     |
| <b>Balance at 31 December 2021</b>                    | 於二零二一年十二月三十一日的結餘           | -   | -   | -   |
|   |                            |   | <b>2021<br/>二零二一年<br/>RMB'000<br/>人民幣千元</b>                       | <b>2020<br/>二零二零年<br/>RMB'000<br/>人民幣千元</b> |
| <b>Current asset</b>                                  | 流動資產                       |   |   |   |
| Unlisted investment fund                              | 非上市投資基金                    |   | -   | 5,000                                       |
| Listed trading securities                             | 上市交易證券                     |   | -   | 1   |
|   |                            |   | -   | 5,001                                       |

Changes in the fair value of financial assets at FVTPL are recorded in "Other losses, net" in the consolidated income statement.

按公平值計入損益的金融資產的公平值變動於綜合收益表的「其他虧損淨額」中入賬。

NOTES TO THE CONSOLIDATED FINANCIAL STATEMENTS (Continued)  
綜合財務報表附註 (續)

20 Financial instruments by category

20 按類別劃分的金融工具

|  |                             | 2021<br>二零二一年<br>RMB'000<br>人民幣千元 | 2020<br>二零二零年<br>RMB'000<br>人民幣千元 |
|--|-----------------------------|-----------------------------------|-----------------------------------|
| <b>Financial assets</b>                        | <b>金融資產</b>                 |                                   |                                   |
| Financial assets at FVTPL (Note 19)            | 按公平值計入損益的<br>金融資產(附註19)     | -                                 | 5,001                             |
| Financial assets at FVOCI (Note 18)            | 按公平值計入其他全面收益<br>的金融資產(附註18) | 8,369                             | -                                 |
| Financial assets at amortised cost             | 按攤銷成本列賬之金融資產                |                                   |                                   |
| Financial asset at amortised<br>cost (Note 23) | 按攤銷成本列賬的金融<br>資產(附註23)      | 16,080                            | -                                 |
| Trade and bills receivables (Note 22)          | 貿易應收款項及應收票據<br>(附註22)       | 52,973                            | 15,290                            |
| Deposits and other receivables (Note 17)       | 按金及其他應收款項<br>(附註17)         | 2,859                             | 1,446                             |
| Pledged bank deposits (Note 24)                | 已抵押銀行存款(附註24)               | 1,695                             | 14,557                            |
| Cash and cash equivalents (Note 24)            | 現金及現金等價物<br>(附註24)          | 48,926                            | 104,004                           |
|  |                             | <b>130,902</b>                    | <b>140,298</b>                    |
| <b>Financial liabilities</b>                   | <b>金融負債</b>                 |                                   |                                   |
| Financial liabilities at amortised cost        | 按攤銷成本列賬之金融負債                |                                   |                                   |
| Trade payables (Note 28)                       | 貿易應付款項(附註28)                | 17,499                            | 18,482                            |
| Other payables and accruals                    | 其他應付款項及應計費用                 | 12,731                            | 22,164                            |
| Bank borrowings (Note 30)                      | 銀行借款(附註30)                  | 12,614                            | 13,937                            |
| Lease liabilities (Note 25)                    | 租賃負債(附註25)                  | 12,693                            | 6,491                             |
|  |                             | <b>55,537</b>                     | <b>61,074</b>                     |

21 Inventories

21 存貨

|  |          | 2021<br>二零二一年<br>RMB'000<br>人民幣千元 | 2020<br>二零二零年<br>RMB'000<br>人民幣千元 |
|--|----------|-----------------------------------|-----------------------------------|
| Raw materials                              | 原材料      | 33,184                            | 29,133                            |
| Less: impairment provision for inventories | 減：存貨減值撥備 | (2,724)                           | (3,988)                           |
|  |          | <b>30,460</b>                     | <b>25,145</b>                     |

The cost of inventories recognised as expense and included in "cost of sales" during the years ended 31 December 2021 and 2020 amounting to approximately RMB123,314,000 and RMB84,889,000 respectively (Note 6).

截至二零二一年及二零二零年十二月三十一日止年度，分別約人民幣123,314,000元及人民幣84,889,000元的存貨成本已確認為開支並計入「銷售成本」(附註6)。

## NOTES TO THE CONSOLIDATED FINANCIAL STATEMENTS (Continued)

### 綜合財務報表附註 (續)

#### 21 Inventories (Continued)

A reverse of impairment provision for inventories amounting to approximately RMB1,264,000 was recognised in the consolidated income statement and included in “cost of sales” for the year ended 31 December 2021 (31 December 2020: impairment provision for inventories amounting to approximately RMB1,176,000) (Note 6).

#### 21 存貨 (續)

截至二零二一年十二月三十一日止年度，約人民幣1,264,000元的存貨減值撥備撥回已於綜合收益表確認並計入「銷售成本」(二零二零年十二月三十一日：存貨減值撥備約人民幣1,176,000元)(附註6)。

#### 22 Contract assets, trade and bills receivables

#### 22 合同資產、貿易應收款項及應收票據

|   |               | 2021<br>二零二一年<br>RMB'000<br>人民幣千元 | 2020<br>二零二零年<br>RMB'000<br>人民幣千元 |
|---|---------------|-----------------------------------|-----------------------------------|
| Contract assets                                     | 合同資產          | 55,158                            | 55,294                            |
| Less: provision for impairment of contract assets   | 減：合同資產減值撥備    | (106)                             | (106)                             |
| Contract assets, net                                | 合同資產淨額        | 55,052                            | 55,188                            |
| Trade receivables                                   | 貿易應收款項        | 51,788                            | 15,310                            |
| Bills receivables                                   | 應收票據          | 1,314                             | 145                               |
| Less: provision for impairment of trade receivables | 減：貿易應收款項減值撥備  | (129)                             | (165)                             |
| Trade and bills receivables, net                    | 貿易應收款項及應收票據淨額 | 52,973                            | 15,290                            |
|   |               | <b>108,025</b>                    | <b>70,478</b>                     |

Contract assets represent the Group's rights to consideration for work completed but unbilled for its services. The contract assets are transferred to trade receivables when the rights become unconditional which generally takes one to three months. The balances of contract assets as at 31 December 2021 represented the amount of services that were completed but unbilled before the year-end.

合同資產指本集團就其已完成但未開票的服務收取代價的權利。合同資產於權利成為無條件時(一般需時一至三個月)轉撥至貿易應收款項。二零二一年十二月三十一日之合同資產結餘指於年末之前已完成但未開票的服務金額。

## NOTES TO THE CONSOLIDATED FINANCIAL STATEMENTS (Continued)

### 綜合財務報表附註 (續)

#### 22 Contract assets, trade and bills receivables (Continued)

Movements in the Group's provision for impairment of contract assets is as follows:

|   |                  | 2021<br>二零二一年<br>RMB'000<br>人民幣千元 | 2020<br>二零二零年<br>RMB'000<br>人民幣千元 |
|---|------------------|-----------------------------------|-----------------------------------|
| As at 1 January   | 於一月一日            | 106                               | -                                 |
| Provision for impairment of contract assets on collective basis | 按共同基準計提的合同資產減值撥備 | -                                 | 106                               |
| As at 31 December   | 於十二月三十一日         | 106                               | 106                               |

As at 31 December 2021 and 2020, the carrying amounts of contract assets, trade and bills receivables approximated their fair values.

The Group's sales were generally on credit terms primarily from 30 to 90 days.

As at 31 December 2021 and 2020, the aging analysis of trade and bills receivables, net of impairment, based on invoice date, was as follows:

|   |              | 2021<br>二零二一年<br>RMB'000<br>人民幣千元 | 2020<br>二零二零年<br>RMB'000<br>人民幣千元 |
|---|--------------|-----------------------------------|-----------------------------------|
| 1 to 3 months                                       | 1至3個月        | 51,871                            | 14,348                            |
| Over 3 months                                       | 超過3個月        | 1,231                             | 1,107                             |
|   |              | 53,102                            | 15,455                            |
| Less: provision for impairment of trade receivables | 減：貿易應收款項減值撥備 | (129)                             | (165)                             |
|   |              | 52,973                            | 15,290                            |

As at 31 December 2021 and 2020, trade receivables of approximately RMB10,417,000 and RMB187,000, were past due respectively.

#### 22 合同資產、貿易應收款項及應收票據 (續)

本集團的合同資產減值撥備變動如下：

於二零二一年及二零二零年十二月三十一日，合同資產、貿易應收款項及應收票據的賬面值與其公平值相若。

本集團銷售的信貸期一般主要介乎30至90日。

於二零二一年及二零二零年十二月三十一日，貿易應收款項及應收票據(已扣除減值)按發票日期的賬齡分析如下：

於二零二一年及二零二零年十二月三十一日，分別約人民幣10,417,000元及人民幣187,000元的貿易應收款項已逾期。

## NOTES TO THE CONSOLIDATED FINANCIAL STATEMENTS (Continued)

### 綜合財務報表附註 (續)

#### 22 Contract assets, trade and bills receivables (Continued)

Movements of the provision for impairment of trade and bills receivable were as follows:

|  |                         | 2021<br>二零二一年<br>RMB'000<br>人民幣千元 | 2020<br>二零二零年<br>RMB'000<br>人民幣千元 |
|--|-------------------------|-----------------------------------|-----------------------------------|
| As at 1 January  | 於一月一日                   | 165                               | 995                               |
| Provision for impairment of trade receivables on an individual basis             | 按個別基準計提的貿易應收款項減值撥備      | -                                 | 99                                |
| Reversal of provision for impairment of trade receivables on an individual basis | 按個別基準計提的貿易應收款項減值撥備撥回    | (36)                              | -                                 |
| Provision for impairment of trade and bills receivables on a collective basis    | 按共同基準計提的貿易應收款項及應收票據減值撥備 | -                                 | 30                                |
| Written-off of provision for impairment of trade receivables                     | 撇銷貿易應收款項減值撥備            | -                                 | (959)                             |
| As at 31 December  | 於十二月三十一日                | 129                               | 165                               |

The carrying amounts of the Group's contract assets, trade and bills receivables were denominated in the following currencies:

|     |     | 2021<br>二零二一年<br>RMB'000<br>人民幣千元 | 2020<br>二零二零年<br>RMB'000<br>人民幣千元 |
|-----|-----|-----------------------------------|-----------------------------------|
| RMB | 人民幣 | 107,952                           | 69,624                            |
| USD | 美元  | 73                                | 854                               |
|     |     | 108,025                           | 70,478                            |

The maximum exposure to credit risk as at 31 December 2021 and 2020 was the carrying value of the receivables and contract assets mentioned above. The Group did not hold any collateral as security.

#### 22 合同資產、貿易應收款項及應收票據 (續)

本集團的貿易應收款項及應收票據減值撥備變動如下：

本集團合同資產、貿易應收款項及應收票據的賬面值以下列貨幣計值：

於二零二一年及二零二零年十二月三十一日的最高信貸風險為上文所述應收款項及合同資產的賬面值。本集團並無持有任何抵押品作為抵押。



## NOTES TO THE CONSOLIDATED FINANCIAL STATEMENTS (Continued)

### 綜合財務報表附註 (續)

#### 23 Financial asset at amortised cost

During the year ended 31 December 2021, the Group acquired an unlisted bond from an independent third party with principal amount of HK\$20,000,000 (approximately RMB16,352,000) for 1 year maturity at fixed interest rate of 12% per annum.

#### 23 按攤銷成本計量的金融資產

截至二零二一年十二月三十一日止年度，本集團向一名獨立第三方收購本金額20,000,000港元(約為人民幣16,352,000元)為期一年的非上市債券，按固定年利率12%計息。

|                                |         | 2021<br>二零二一年<br>RMB'000<br>人民幣千元 |
|--------------------------------|---------|-----------------------------------|
| Unlisted corporate bond        | 非上市公司債券 | 16,352                            |
| Less: provision for impairment | 減：減值撥備  | (272)                             |
| Unlisted corporate bonds, net  |         | 16,080                            |

The carrying amount of the unlisted corporate bond at amortised cost approximate its fair value.

按攤銷成本計量的非上市公司債券的賬面值與其公平值相若。

The unlisted corporate bond at amortised cost is denominated in HK\$.

按攤銷成本計量的非上市公司債券以港元計值。

The maximum exposure to credit risk is the carrying value of the bond security at amortised cost. The exposure to credit risk is set out in Note 3.1.2.

最大信貸風險為按攤銷成本計量的債券證券的賬面值。信貸風險載於附註3.1.2。

#### 24 Cash and cash equivalents

#### 24 現金及現金等價物

|                             |           | 2021<br>二零二一年<br>RMB'000<br>人民幣千元 | 2020<br>二零二零年<br>RMB'000<br>人民幣千元 |
|-----------------------------|-----------|-----------------------------------|-----------------------------------|
| Cash at banks               | 銀行現金      | 50,569                            | 118,433                           |
| Cash on hand                | 手頭現金      | 52                                | 128                               |
| Less: pledged bank deposits | 減：已抵押銀行存款 | (1,695)                           | (14,557)                          |
| Cash and cash equivalents   |           | 48,926                            | 104,004                           |

As at 31 December 2021, bank deposits amounting to approximately RMB1,695,000 (31 December 2020: RMB14,557,000) were pledged for bank borrowings, details of which are set out in Note 30.

於二零二一年十二月三十一日，銀行存款約人民幣1,695,000元(二零二零年十二月三十一日：人民幣14,557,000元)用作質押銀行借款，詳情載於附註30。

## NOTES TO THE CONSOLIDATED FINANCIAL STATEMENTS (Continued)

### 綜合財務報表附註 (續)

#### 24 Cash and cash equivalents (Continued)

Cash and cash equivalents include the following for the purposes of the consolidated statements of cash flows:

|                           |          |
|---------------------------|----------|
| Cash and cash equivalents | 現金及現金等價物 |
|---------------------------|----------|

The carrying amounts of the Group's cash and cash equivalents and pledged bank deposits were denominated in the following currencies:

|      |     |
|------|-----|
| RMB  | 人民幣 |
| USD  | 美元  |
| HK\$ | 港元  |

Cash at banks earned interest at floating rates based on daily bank deposits rate. As at 31 December 2021 and 2020, the carrying amounts of cash and cash equivalents approximated their fair values.

As at 31 December 2021 and 2020, cash and cash equivalents of the Group amounting to approximately RMB37,654,000 and RMB62,110,000, respectively, were deposited with the banks in the PRC where the remittance of funds out of the PRC is subject to the rules and regulations of foreign exchange control promulgated by the Government of the PRC.

#### 24 現金及現金等價物 (續)

現金及現金等價物包括(就綜合現金流量表而言)以下各項：

本集團現金及現金等價物及已抵押銀行存款的賬面值以下列貨幣計值：

銀行現金根據每日銀行存款利率按浮息賺取利息。於二零二一年及二零二零年十二月三十一日，現金及現金等價物及的賬面值與其公平值相若。

於二零二一年及二零二零年十二月三十一日，本集團的現金及現金等價物分別約為人民幣37,654,000元及人民幣62,110,000元，存於中國境內的銀行，而將資金匯出中國受中國政府頒佈的外匯管理規則及法規規管。

| 2021<br>二零二一年<br>RMB'000<br>人民幣千元 | 2020<br>二零二零年<br>RMB'000<br>人民幣千元 |
|-----------------------------------|-----------------------------------|
| 48,926                            | 104,004                           |

| 2021<br>二零二一年<br>RMB'000<br>人民幣千元 | 2020<br>二零二零年<br>RMB'000<br>人民幣千元 |
|-----------------------------------|-----------------------------------|
| 33,359                            | 55,083                            |
| 4,881                             | 13,516                            |
| 12,381                            | 49,962                            |
| 50,621                            | 118,561                           |

**NOTES TO THE CONSOLIDATED FINANCIAL STATEMENTS (Continued)**  
 綜合財務報表附註 (續)

**25 Leases**

**(a) Amounts recognised in the consolidated balance sheet**

The consolidated balance sheet shows the following amounts relating to leases:

|                             |               | 2021<br>二零二一年<br>RMB'000<br>人民幣千元 | 2020<br>二零二零年<br>RMB'000<br>人民幣千元 |
|-----------------------------|---------------|-----------------------------------|-----------------------------------|
| <b>Right-of-use assets*</b> | <b>使用權資產*</b> |                                   |                                   |
| Properties                  | 物業            | 12,412                            | 5,455                             |
| Plant and machinery         | 廠房及機器         | 108                               | 708                               |
|                             |               | <b>12,520</b>                     | <b>6,163</b>                      |

\* The balances were included in Note 14 "Property, plant and equipment".

**25 租賃**

**(a) 於綜合資產負債表確認的金額**

綜合資產負債表內有關租賃的金額如下：

|                          |             | 2021<br>二零二一年<br>RMB'000<br>人民幣千元 | 2020<br>二零二零年<br>RMB'000<br>人民幣千元 |
|--------------------------|-------------|-----------------------------------|-----------------------------------|
| <b>Lease liabilities</b> | <b>租賃負債</b> |                                   |                                   |
| Non-current portion      | 非即期部分       | 7,553                             | 1,766                             |
| Current portion          | 即期部分        | 5,140                             | 4,725                             |
|                          |             | <b>12,693</b>                     | <b>6,491</b>                      |

\* 結餘已計入附註14「物業、廠房及設備」內。

Additions to the right-of-use assets amounted to approximately RMB15,380,000 and RMB2,170,000 during the years ended 31 December 2021 and 2020 respectively.

As at 31 December 2021 and 2020, the carrying amounts of the Group's lease liabilities were denominated in RMB.

截至二零二一年及二零二零年十二月三十一日止年度，使用權資產添置金額分別約為人民幣15,380,000元及人民幣2,170,000元。

於二零二一年及二零二零年十二月三十一日，本集團租賃負債之賬面值以人民幣計值。

## NOTES TO THE CONSOLIDATED FINANCIAL STATEMENTS (Continued)

### 綜合財務報表附註 (續)

#### 25 Leases (Continued)

##### (b) Amounts recognised in the consolidated income statement

The consolidated income statement shows the following amounts relating to leases:

|   |       | 2021<br>二零二一年<br>RMB'000<br>人民幣千元 | 2020<br>二零二零年<br>RMB'000<br>人民幣千元 |
|---|-------|-----------------------------------|-----------------------------------|
| <b>Depreciation charge of right-of use assets</b> |       |                                   |                                   |
| Properties  | 物業    | 4,173                             | 3,721                             |
| Plant and machinery                               | 廠房及機器 | 4,217                             | 83                                |
|   |       | <b>8,390</b>                      | <b>3,804</b>                      |
| <b>Finance costs on leases (Note 10)</b>          |       | <b>327</b>                        | <b>432</b>                        |

#### 25 租賃 (續)

##### (b) 於綜合收益表確認的金額

綜合收益表內有關租賃的金額如下：

##### (c) Amounts recognised in the consolidated statement of cash flows

During the years ended 31 December 2021 and 2020, the total cash outflows for leases were analysed as below:

|   |                           | 2021<br>二零二一年<br>RMB'000<br>人民幣千元 | 2020<br>二零二零年<br>RMB'000<br>人民幣千元 |
|---|---------------------------|-----------------------------------|-----------------------------------|
| <b>Cash flows from operating activities</b>                         |                           |                                   |                                   |
| Payments for short-term leases in respect of:                       |                           |                                   |                                   |
| – machineries (Note 6)  | – 機器 (附註6)                | 24,383                            | 19,655                            |
| – offices, warehouses, production plant and staff quarters (Note 6) | – 辦公室、倉庫、生產工廠以及員工宿舍 (附註6) | 3,467                             | 1,770                             |
| <b>Cash flows from financing activities</b>                         |                           |                                   |                                   |
| Payment of principal element of lease liabilities                   |                           | 9,178                             | 4,310                             |
| Payment of interest element of lease liabilities (Note 10)          |                           | 327                               | 432                               |
|   |                           | <b>37,355</b>                     | <b>26,167</b>                     |

##### (c) 於綜合現金流量表確認的金額

截至二零二一年及二零二零年十二月三十一日止年度，租賃之現金流出總額分析如下：

**NOTES TO THE CONSOLIDATED FINANCIAL STATEMENTS (Continued)**  
**綜合財務報表附註 (續)**

**26 Share capital and share premium**

**26 股本及股份溢價**

|                                  |                |             | Number<br>of shares<br>股份數目 | Nominal value<br>面值<br>HK\$<br>港元    |  |                                      |  |  |  |
|----------------------------------|----------------|-------------|-----------------------------|--------------------------------------|--|--------------------------------------|--|--|--|
| <b>Share capital</b>             | <b>股本</b>      |             |                             |                                      |  |                                      |  |  |  |
| Authorised:                      | 法定：            |             |                             |                                      |  |                                      |  |  |  |
| Ordinary shares of HK\$0.01 each | 每股面值0.01港元的普通股 |             | 100,000,000,000             | 1,000,000,000                        |  |                                      |  |  |  |
|                                  |                |             | Number<br>of shares<br>股份數目 | Nominal<br>value<br>面值<br>HK\$<br>港元 | Share<br>premium<br>股份溢價<br>HK\$<br>港元 | Nominal<br>value<br>面值<br>RMB<br>人民幣 | Share<br>premium<br>股份溢價<br>RMB<br>人民幣 |  |  |
| <b>Issued and fully paid:</b>    | <b>已發行及繳足：</b> |             |                             |                                      |  |                                      |  |  |  |
| At 1 January 2020,               | 於二零二零年一月一日、    |             |                             |                                      |  |                                      |  |  |  |
| 31 December 2020,                | 二零二零年          |             |                             |                                      |  |                                      |  |  |  |
| 1 January 2021 and 31            | 十二月三十一日、       |             |                             |                                      |  |                                      |  |  |  |
| December 2021                    | 二零二一年一月一日      |             |                             |                                      |  |                                      |  |  |  |
|                                  | 以及二零二一年        |             |                             |                                      |  |                                      |  |  |  |
|                                  | 十二月三十一日        | 250,000,000 | 2,500,000                   | 109,640,162                          | 2,250,000                              | 98,676,145                           |  |  |  |

## NOTES TO THE CONSOLIDATED FINANCIAL STATEMENTS (Continued)

### 綜合財務報表附註 (續)

#### 27 Deferred income tax

Deferred tax assets and liabilities are offset when there is a legally enforceable right to offset current tax assets against current tax liabilities and when the deferred taxes assets and liabilities relate to the same tax authority.

The analysis of deferred tax assets/(liabilities) is as follows:

|                                 |           | 2021<br>二零二一年<br>RMB'000<br>人民幣千元 | 2020<br>二零二零年<br>RMB'000<br>人民幣千元 |
|---------------------------------|-----------|-----------------------------------|-----------------------------------|
| Deferred tax assets             | 遞延稅項資產    | 3,394                             | 2,733                             |
| Deferred tax liabilities        | 遞延稅項負債    | (3,098)                           | (2,068)                           |
| Deferred income tax assets, net | 遞延所得稅資產淨值 | 296                               | 665                               |

The gross movement on the deferred tax assets/(liabilities) is as follows:

|   |                | 2021<br>二零二一年<br>RMB'000<br>人民幣千元 | 2020<br>二零二零年<br>RMB'000<br>人民幣千元 |
|---|----------------|-----------------------------------|-----------------------------------|
| At the beginning of year                                | 年初             | 665                               | 725                               |
| Credited to the consolidated income statement (Note 11) | 於綜合收益表計入(附註11) | (369)                             | (60)                              |
| At the end of year                                      | 年末             | 296                               | 665                               |

#### 27 遞延所得稅

遞延稅項資產及負債在有可合法強制執行的權利將即期稅項資產與即期稅項負債互相抵銷，且遞延稅項資產及負債由同一稅務機關徵收時方可互相抵銷。

遞延稅項資產／(負債)的分析如下：

遞延稅項資產／(負債)的整體變動如下：

## NOTES TO THE CONSOLIDATED FINANCIAL STATEMENTS (Continued)

### 綜合財務報表附註 (續)

#### 27 Deferred income tax (Continued)

The movement in deferred tax (liabilities)/assets during the years ended 31 December 2021 and 2020, without taking into consideration the offsetting of balances within the same tax jurisdiction, is as follows:

| Deferred tax (liabilities)/<br>assets<br>遞延稅項(負債)/<br>資產      |               | Contracts<br>assets<br>合同資產<br>RMB'000<br>人民幣千元 | Rights-of-use<br>assets and<br>lease<br>liabilities<br>使用權資產<br>及租賃負債<br>RMB'000<br>人民幣千元 | (Accelerated)/<br>decelerated<br>tax<br>depreciation<br>(加速)/減速<br>稅務折舊<br>RMB'000<br>人民幣千元 | Government<br>grants<br>政府補助<br>RMB'000<br>人民幣千元 | Others<br>其他<br>RMB'000<br>人民幣千元 | Total<br>總計<br>RMB'000<br>人民幣千元 |
|---|---------------|---|---|---|--|----------------------------------|---------------------------------|
| At 1 January 2020   | 於二零二零年一月一日    | (1,809)   | (82)  | (218)   | 2,013  | 821                              | 725                             |
| (Charged)/credited to the<br>consolidated income<br>statement | 於綜合收益表(扣除)/計入 | (66)  | (71)  | 178   | (48)   | (53)                             | (60)                            |
| At 31 December 2020   | 於二零二零年十二月三十一日 | (1,875)   | (153)   | (40)  | 1,965  | 768                              | 665                             |
| (Charged)/credited to the<br>consolidated income<br>statement | 於綜合收益表(扣除)/計入 | (1,031)   | (39)  | 392   | 1,077  | (768)                            | (369)                           |
| At 31 December 2021   | 於二零二一年十二月三十一日 | (2,906)   | (192)   | 352   | 3,042  | -                                | 296                             |

The Group had undistributed earnings of approximately RMB106,849,000 as at 31 December 2021 (2020: RMB91,463,000), which, if paid out as dividends, would be subject to tax in the hands of the recipient. An assessable temporary difference exists, but no deferred tax liability has been recognised as the parent entity is able to control the timing of distributions of dividends from the PRC subsidiary and is not expected to distribute these profits in the foreseeable future.

#### 27 遞延所得稅 (續)

遞延稅項(負債)/資產於截至二零二一年及二零二零年十二月三十一日止年度的變動(未經計及對銷相同稅務司法權區結餘)如下:

本集團於二零二一年十二月三十一日的未分配盈利約為人民幣106,849,000元(二零二零年:人民幣91,463,000元),如將該款項作為股息派發,則須向收款方徵收稅項。儘管存在應課稅暫時性差額,但由於母公司能控制該中國附屬公司分派股息的時間,且預期於可見將來不會分配該等溢利,故並無確認遞延稅項負債。

**NOTES TO THE CONSOLIDATED FINANCIAL STATEMENTS (Continued)**  
 綜合財務報表附註 (續)

**28 Trade payables**

As at 31 December 2021 and 2020, the aging analysis of trade payables, based on invoice date, was as follows:

|                |       | 2021<br>二零二一年<br>RMB'000<br>人民幣千元 | 2020<br>二零二零年<br>RMB'000<br>人民幣千元 |
|----------------|-------|-----------------------------------|-----------------------------------|
| Within 1 month | 1個月內  | 13,396                            | 16,664                            |
| 1 to 2 months  | 1至2個月 | 2,503                             | 784                               |
| 2 to 3 months  | 2至3個月 | 1,546                             | 749                               |
| Over 3 months  | 3個月以上 | 54                                | 285                               |
|                |       | <b>17,499</b>                     | <b>18,482</b>                     |

The carrying amounts of the Group's trade payables were denominated in the following currencies:

|     |     | 2021<br>二零二一年<br>RMB'000<br>人民幣千元 | 2020<br>二零二零年<br>RMB'000<br>人民幣千元 |
|-----|-----|-----------------------------------|-----------------------------------|
| RMB | 人民幣 | 16,803                            | 17,862                            |
| USD | 美元  | 696                               | 620                               |
|     |     | <b>17,499</b>                     | <b>18,482</b>                     |

As at 31 December 2021 and 2020, the carrying amounts of trade payables approximated their fair values.

**28 貿易應付款項**

於二零二一年及二零二零年十二月三十一日，貿易應付款項按發票日期的賬齡分析如下：

本集團貿易應付款項的賬面值以下列貨幣計值：

於二零二一年及二零二零年十二月三十一日，貿易應付款項賬面值與其公平值相若。



## NOTES TO THE CONSOLIDATED FINANCIAL STATEMENTS (Continued)

### 綜合財務報表附註 (續)

#### 29 Contract liabilities, other payables and accruals

#### 29 合同負債、其他應付款項及應計費用

|  |                   | 2021<br>二零二一年<br>RMB'000<br>人民幣千元 | 2020<br>二零二零年<br>RMB'000<br>人民幣千元 |
|--|-------------------|-----------------------------------|-----------------------------------|
| Payable for operating expenses                           | 與經營開支有關的應付款項      | 4,997                             | 3,094                             |
| Payable for acquisition of property, plant and equipment | 有關購買物業、廠房及設備之應付款項 | 961                               | 10,476                            |
| VAT and other tax payables                               | 增值稅及其他應付稅項        | 11,720                            | 5,358                             |
| Other payables   | 其他應付款項            | 154                               | 170                               |
| Amount due to the non-controlling shareholder (Note (a)) | 應付非控股股東款項 (附註(a)) | 1,000                             | -                                 |
| Accruals   | 應計費用              | 16,315                            | 17,010                            |
| Contract liabilities (Note 5(b))                         | 合同負債 (附註5(b))     | 1,503                             | 1,487                             |
|  |                   | <b>36,650</b>                     | <b>37,595</b>                     |

Note:

(a) Amount due to the non-controlling shareholder is denominated in RMB, unsecured, non-interest bearing and repayable within one year.

As at 31 December 2021 and 2020, the carrying amounts of other payables, accruals and contract liabilities approximated their fair values.

The carrying amounts of the Group's contract liabilities, other payables and accruals were denominated in the following currencies:

附註：

(a) 應付非控股股東款項以人民幣計值，無擔保，不計利息且須於一年內償還。

於二零二一年及二零二零年十二月三十一日，其他應付款項、應計費用及合同負債的賬面值與其公平值相若。

本集團合同負債、其他應付款項及應計費用的賬面值以下列貨幣計值：

|      |     | 2021<br>二零二一年<br>RMB'000<br>人民幣千元 | 2020<br>二零二零年<br>RMB'000<br>人民幣千元 |
|------|-----|-----------------------------------|-----------------------------------|
| RMB  | 人民幣 | 34,258                            | 30,585                            |
| USD  | 美元  | 869                               | 1,548                             |
| HK\$ | 港元  | 1,523                             | 5,462                             |
|      |     | <b>36,650</b>                     | <b>37,595</b>                     |

**NOTES TO THE CONSOLIDATED FINANCIAL STATEMENTS (Continued)**  
 綜合財務報表附註 (續)

**30 Bank borrowings**

**30 銀行借款**

|                              |               | 2021<br>二零二一年<br>RMB'000<br>人民幣千元 | 2020<br>二零二零年<br>RMB'000<br>人民幣千元 |
|------------------------------|---------------|-----------------------------------|-----------------------------------|
| <b>Non-current portion</b>   | <b>非即期部分</b>  |                                   |                                   |
| Bank borrowings – secured    | 銀行借款 – 有抵押    | 7,703                             | 8,048                             |
| <b>Current portion</b>       | <b>即期部分</b>   |                                   |                                   |
| Bank borrowings – secured    | 銀行借款 – 有抵押    | 4,911                             | 5,889                             |
| <b>Total bank borrowings</b> | <b>銀行借款總額</b> | <b>12,614</b>                     | <b>13,937</b>                     |

As at 31 December 2021 and 2020, the weighted average interest rate per annum of the Group's bank borrowings was 5.27% and 5.86% respectively.

於二零二一年及二零二零年十二月三十一日，本集團銀行借款的加權平均年利率分別為5.27%及5.86%。

As at 31 December 2021 and 2020, the carrying amounts of bank borrowings approximated their fair values.

於二零二一年及二零二零年十二月三十一日，銀行借款的賬面值與其公平值相若。

As at 31 December 2021, the above bank borrowings were secured by bank deposits of RMB1,695,000, property, plant and equipment with carrying amounts of RMB25,038,000 and a corporate guarantee provided by the Company.

於二零二一年十二月三十一日，上述銀行借款以銀行存款人民幣1,695,000元、賬面值為人民幣25,038,000元的物業、廠房及設備，及由本公司提供的公司擔保作抵押。

As at 31 December 2020, the above bank borrowings were secured by bank deposits of RMB14,557,000, property, plant and equipment with carrying amounts of RMB26,130,000 and a corporate guarantee provided by the Company.

於二零二零年十二月三十一日，上述銀行借款以銀行存款人民幣14,557,000元、賬面值為人民幣26,130,000元的物業、廠房及設備，及由本公司提供的公司擔保作抵押。

## NOTES TO THE CONSOLIDATED FINANCIAL STATEMENTS (Continued)

### 綜合財務報表附註 (續)

#### 30 Bank borrowings (Continued)

As at 31 December 2021 and 2020, the Group's bank borrowings were repayable according to repayment schedule as follows:

|                       |      | 2021<br>二零二一年<br>RMB'000<br>人民幣千元 | 2020<br>二零二零年<br>RMB'000<br>人民幣千元 |
|-----------------------|------|-----------------------------------|-----------------------------------|
| Within 1 year         | 一年內  | 4,911                             | 5,889                             |
| Between 1 and 2 years | 一至兩年 | 3,953                             | 8,048                             |
| Between 2 and 5 years | 兩至五年 | 1,500                             | -                                 |
| Over 5 years          | 五年以上 | 2,250                             | -                                 |
|                       |      | <b>12,614</b>                     | <b>13,937</b>                     |

The carrying amounts of the Group's bank borrowings were denominated in following currencies:

|     |     | 2021<br>二零二一年<br>RMB'000<br>人民幣千元 | 2020<br>二零二零年<br>RMB'000<br>人民幣千元 |
|-----|-----|-----------------------------------|-----------------------------------|
| RMB | 人民幣 | 4,750                             | 1,600                             |
| USD | 美元  | 7,864                             | 12,337                            |
|     |     | <b>12,614</b>                     | <b>13,937</b>                     |

#### 30 銀行借款 (續)

於二零二一年及二零二零年十二月三十一日，本集團的銀行借款須按還款計劃於以下時間內償還：

本集團的銀行借款的賬面值以下列貨幣計值：

**NOTES TO THE CONSOLIDATED FINANCIAL STATEMENTS (Continued)**  
 綜合財務報表附註 (續)

**31 Deferred government grants**

**31 遞延政府補助**

|   |          | 2021<br>二零二一年<br>RMB'000<br>人民幣千元 | 2020<br>二零二零年<br>RMB'000<br>人民幣千元 |
|---|----------|-----------------------------------|-----------------------------------|
| <b>At 1 January</b>                           | 於一月一日    | <b>13,102</b>                     | 13,424                            |
| Received during the year                      | 年內已收取    | <b>11,738</b>                     | 2,770                             |
| Released to the consolidated income statement | 撥入綜合收益表  | <b>(4,564)</b>                    | (3,092)                           |
| <b>At 31 December</b>                         | 於十二月三十一日 | <b>20,276</b>                     | 13,102                            |
| Non-current portion                           | 非即期部分    | <b>15,999</b>                     | 10,001                            |
| Current portion                               | 即期部分     | <b>4,277</b>                      | 3,101                             |
|   |          | <b>20,276</b>                     | 13,102                            |

During the years ended 31 December 2021 and 2020, government grants have been received for the purchase of certain equipment. There are no unfulfilled conditions or contingencies attached to these grants.

於截至二零二一年及二零二零年十二月三十一日止年度，就購買若干設備收取政府補助。概無有關該等補貼的未達成條件或或然項目。

**32 Dividend**

No dividends had been paid or declared by the Company during the years ended 31 December 2021 and 2020.

**32 股息**

本公司於截至二零二一年及二零二零年十二月三十一日止年度並無派付或宣派股息。

NOTES TO THE CONSOLIDATED FINANCIAL STATEMENTS (Continued)  
綜合財務報表附註 (續)

33 Notes to the consolidated statement of cash flows

33 綜合現金流量表附註

(a) Cash generated from operations

(a) 經營產生的現金

|   |                    | 2021<br>二零二一年<br>RMB'000<br>人民幣千元 | 2020<br>二零二零年<br>RMB'000<br>人民幣千元 |
|---|--------------------|-----------------------------------|-----------------------------------|
| <b>Profit before income tax</b>                           | <b>除所得稅前溢利</b>     | <b>12,325</b>                     | 13,683                            |
| Adjustments for:  | 就以下各項作出調整：         |                                   |                                   |
| Finance income  | 融資收入               | (649)                             | (925)                             |
| Finance costs   | 融資成本               | 1,216                             | 1,002                             |
| Depreciation  | 折舊                 | 37,665                            | 24,858                            |
| Amortisation  | 攤銷                 | 744                               | 296                               |
| (Reverse of)/impairment provision for inventories         | 存貨減值(撥回)/撥備        | (1,264)                           | 1,176                             |
| Impairment losses on financial assets and contract assets | 金融資產及合同資產減值虧損      | 240                               | 235                               |
| Provision for impairment of prepayment                    | 預付款項減值撥備           | -                                 | 644                               |
| Loss on disposal of property, plant and equipment         | 出售物業、廠房及設備的虧損      | 1,580                             | 2,665                             |
| Government grants   | 政府補助               | (4,564)                           | (3,092)                           |
| Fair value changes of financial assets at FVTPL           | 按公平值計入損益的金融資產公平值變動 | 1                                 | -                                 |
| Gain on disposal of financial assets at FVTPL             | 出售按公平值計入損益的金融資產的收益 | -                                 | (489)                             |
|   |                    | <b>47,294</b>                     | 40,053                            |
| Changes in working capital:                               | 營運資金變動：            |                                   |                                   |
| - Contract assets, trade and bills receivables            | - 合同資產、貿易應收款項及應收票據 | (37,511)                          | (5,560)                           |
| - Prepayments, deposits and other receivables             | - 預付款項、按金及其他應收款項   | 5,225                             | (3,610)                           |
| - Inventories   | - 存貨               | (4,051)                           | (2,082)                           |
| - Trade payables  | - 貿易應付款項           | (983)                             | 2,290                             |
| - Contract liabilities, other payables and accruals       | - 合同負債、其他應付款項及應計費用 | 8,612                             | 22,481                            |
| <b>Net cash generated from operations</b>                 | <b>經營產生的現金淨額</b>   | <b>18,586</b>                     | 53,572                            |

## NOTES TO THE CONSOLIDATED FINANCIAL STATEMENTS (Continued)

### 綜合財務報表附註 (續)

#### 33 Notes to the consolidated statement of cash flows (Continued)

- (b) In the consolidated statement of cash flows, proceeds from disposal of property, plant and equipment comprised:

|  |                    | 2021<br>二零二一年<br>RMB'000<br>人民幣千元 | 2020<br>二零二零年<br>RMB'000<br>人民幣千元 |
|--|--------------------|-----------------------------------|-----------------------------------|
| Net book amount disposed                                   | 出售的賬面淨值            | 5,948                             | 3,145                             |
| Loss on disposal of property, plant and equipment (Note 8) | 出售物業、廠房及設備之虧損(附註8) | (1,580)                           | (2,665)                           |
|  |                    | <b>4,368</b>                      | 480                               |
| Proceeds from disposal of property, plant and equipment    | 出售物業、廠房及設備之所得款項    | 2,830                             | 480                               |
| Other receivables (Note)                                   | 其他應收款項(附註)         | 1,538                             | -                                 |
|  |                    | <b>4,368</b>                      | 480                               |

Note: During the year ended 31 December 2021, the Group disposed certain machineries while approximately RMB1,538,000 remain unsettled as at 31 December 2021. The unsettled balance was recognised as other receivables (Note 17).

#### 33 綜合現金流量表附註(續)

- (b) 於綜合現金流量表中，出售物業、廠房及設備之所得款項包括：

附註：截至二零二一年十二月三十一日止年度，本集團出售若干機器，於二零二一年十二月三十一日約人民幣1,538,000元尚未結付。未結付結餘確認為其他應收款項(附註17)。

- (c) In the consolidated statement of cash flows, proceeds from disposal of financial assets at fair value through profit or loss comprised:

|  |                         | 2021<br>二零二一年<br>RMB'000<br>人民幣千元 | 2020<br>二零二零年<br>RMB'000<br>人民幣千元 |
|--|-------------------------|-----------------------------------|-----------------------------------|
| Net book amount disposed   | 出售的賬面淨值                 | 5,000                             | 8,370                             |
| Gain on disposal of financial assets at fair value through profit or loss (Note 8) | 出售按公平值計入損益的金融資產之收益(附註8) | -                                 | 489                               |
| Proceeds from disposal of financial assets at fair value through profit or loss    | 出售按公平值計入損益的金融資產之所得款項    | <b>5,000</b>                      | 8,859                             |

- (c) 於綜合現金流量表中，出售按公平值計入損益的金融資產之所得款項包括：

## NOTES TO THE CONSOLIDATED FINANCIAL STATEMENTS (Continued)

### 綜合財務報表附註 (續)

#### 33 Notes to the consolidated statement of cash flows (Continued)

(d) The reconciliations of liabilities arising from financing activities were as follows:

#### 33 綜合現金流量表附註 (續)

(d) 融資活動產生的負債對賬如下：

|   |                                | Bank<br>borrowings<br>銀行借款<br>RMB'000<br>人民幣千元 | Lease<br>liabilities<br>租賃負債<br>RMB'000<br>人民幣千元 | Total<br>總計<br>RMB'000<br>人民幣千元 |
|---|--------------------------------|--|--|---------------------------------|
| <b>As at 1 January 2020</b>                         | <b>於二零二零年一月一日</b>              | 8,204  | 8,631  | 16,835                          |
| Cash flows  | 現金流量                           |  |  |                                 |
| - Proceeds from bank borrowings                     | - 銀行借款所得款項                     | 13,511   | -  | 13,511                          |
| - Repayments of bank borrowings                     | - 償還銀行借款                       | (7,652)  | -  | (7,652)                         |
| - Payment of principal element of lease liabilities | - 支付租賃負債的本金部分                  | -  | (4,310)  | (4,310)                         |
| - Interest paid                                     | - 已付利息                         | (570)  | (432)  | (1,002)                         |
| Other non-cash movements                            | 其他非現金變動                        |  |  |                                 |
| - Addition of lease liabilities                     | - 租賃負債增加                       | -  | 2,170  | 2,170                           |
| - Exchange difference                               | - 匯兌差額                         | (126)  | -  | (126)                           |
| - Interest expenses                                 | - 利息開支                         | 570  | 432  | 1,002                           |
| <b>As at 31 December 2020 and 1 January 2021</b>    | <b>於二零二零年十二月三十一日及二零二一年一月一日</b> | <b>13,937</b>                                  | <b>6,491</b>                                     | <b>20,428</b>                   |
| Cash flows  | 現金流量                           |  |  |                                 |
| - Proceeds from bank borrowings                     | - 銀行借款所得款項                     | 19,245   | -  | 19,245                          |
| - Repayments of bank borrowings                     | - 償還銀行借款                       | (20,342)                                       | -  | (20,342)                        |
| - Payment of principal element of lease liabilities | - 支付租賃負債的本金部分                  | -  | (9,178)  | (9,178)                         |
| - Interest paid                                     | - 已付利息                         | (889)  | (327)  | (1,216)                         |
| Other non-cash movements                            | 其他非現金變動                        |  |  |                                 |
| - Addition of lease liabilities                     | - 租賃負債增加                       | -  | 15,380   | 15,380                          |
| - Exchange difference                               | - 匯兌差額                         | (226)  | -  | (226)                           |
| - Interest expenses                                 | - 利息開支                         | 889  | 327  | 1,216                           |
| <b>As at 31 December 2021</b>                       | <b>於二零二一年十二月三十一日</b>           | <b>12,614</b>                                  | <b>12,693</b>                                    | <b>25,307</b>                   |

## NOTES TO THE CONSOLIDATED FINANCIAL STATEMENTS (Continued)

### 綜合財務報表附註 (續)

#### 34 Contingent liabilities

As at 31 December 2021 and 2020, the Group did not have any material contingent liabilities.

#### 35 Capital commitments

Capital expenditure contracted for at the end of the year but not yet incurred is as follows:

#### 34 或然負債

於二零二一年及二零二零年十二月三十一日，本集團並無任何重大或然負債。

#### 35 資本承擔

於年末已訂約但未產生的資本開支如下：

|                                  |           | 2021<br>二零二一年<br>RMB'000<br>人民幣千元 | 2020<br>二零二零年<br>RMB'000<br>人民幣千元 |
|----------------------------------|-----------|-----------------------------------|-----------------------------------|
| Contracted but not provided for: | 已訂約但尚未撥備： |                                   |                                   |
| Property, plant and equipment    | 物業、廠房及設備  | 3,158                             | 16,742                            |

#### 36 Assets pledged as securities

The carrying amounts of assets pledged as securities for current bank borrowings are:

#### 36 已抵押作為抵押品的資產

即期銀行借款的已抵押作為抵押品的資產的賬面值如下：

|  |                   | 2021<br>二零二一年<br>RMB'000<br>人民幣千元 | 2020<br>二零二零年<br>RMB'000<br>人民幣千元 |
|--|-------------------|-----------------------------------|-----------------------------------|
| <b>Non-current portion</b>                             | <b>非流動部分</b>      |                                   |                                   |
| <i>Charge at floating rate</i>                         | <i>按浮動利率收款</i>    |                                   |                                   |
| Property, plant and equipment (Note 30)                | 物業、廠房及設備(附註30)    | 25,038                            | 26,130                            |
| <b>Current portion</b>                                 | <b>流動部分</b>       |                                   |                                   |
| <i>Charge at floating rate</i>                         | <i>按浮動利率收款</i>    |                                   |                                   |
| Pledged bank deposits (Note 24)                        | 已抵押銀行存款(附註24)     | 1,695                             | 14,557                            |
| Total assets pledged as securities for bank borrowings | 已抵押作為銀行借款抵押品的資產總值 | 26,733                            | 40,687                            |



## NOTES TO THE CONSOLIDATED FINANCIAL STATEMENTS (Continued)

### 綜合財務報表附註 (續)

#### 37 Related party transactions

Related parties are those parties that have the ability to control, jointly control or exert significant influence over the other party in holding power over the investee; exposure, or rights, to variable returns from its involvement with the investee; and the ability to use its power over the investee to affect the amount of the investor's returns. Parties are also considered to be related if they are subject to common control or joint control. Related parties may be individuals or other entities.

Major related parties that had transactions with the Group during the years ended 31 December 2021 and 2020 were as follows:

##### Related parties

##### 關聯方

Li Hao  
李浩

Yuan Shuntang  
袁順唐

Xu Shizhen  
許世真

Shenzhen Puneda Electronic Co., Ltd

深圳市普能達電子有限公司

#### 37 關聯方交易

關聯方為有能力控制、共同控制或對於被投資對象持有權力的其他方行使重大影響力的一方；透過參與被投資對象的活動而獲得或有權享有可變回報；以及對被投資對象使用權力的能力，以影響投資者回報的金額。假如各方受到共同控制或聯合控制，亦被視為關聯方。關聯方可以是個人或其他實體。

截至二零二一年及二零二零年十二月三十一日止年度，與本集團存在交易的主要關聯方如下：

##### Relationship with the Company

##### 與本公司的關係

Director and shareholder  
董事兼股東

Director and shareholder  
董事兼股東

Director  
董事

Related company controlled by the  
Group's non-controlling interest  
由本公司非控股權益控制的關聯公司

**NOTES TO THE CONSOLIDATED FINANCIAL STATEMENTS (Continued)**  
 綜合財務報表附註 (續)

**37 Related party transactions (Continued)**

**(a) Parent entity**

Details of the ultimate holding company of the Company and the ultimate controlling party are set out in Note 1.

**(b) Subsidiaries**

Interests in subsidiaries are set out in Note 13.

**(c) Transaction with a related party**

Saved as disclosed elsewhere in the financial statements, the Group had the following transaction with a related party during the year:

| Related party<br>關聯方                                | Nature of transaction<br>交易性質 | 2021<br>二零二一年<br>RMB'000<br>人民幣千元 | 2020<br>二零二零年<br>RMB'000<br>人民幣千元 |
|---|-------------------------------|-----------------------------------|-----------------------------------|
| Shenzhen Puneda Electronic Co., Ltd<br>深圳市普能達電子有限公司 | Sales of machinery<br>銷售機械    | 4,268                             | –                                 |

In the opinion of the directors, this transaction was determined at mutually agreed prices and terms.

董事認為，該交易乃按雙方協定的價格及條款確定。

**(d) Key management compensation**

Compensation paid or payable to key management for employee services is shown below:

|   |                | 2021<br>二零二一年<br>RMB'000<br>人民幣千元 | 2020<br>二零二零年<br>RMB'000<br>人民幣千元 |
|---|----------------|-----------------------------------|-----------------------------------|
| Wages and salaries                        | 工資及薪金          | 5,914                             | 4,659                             |
| Pension costs – defined contribution plan | 退休金成本 – 界定供款計劃 | 81                                | 36                                |
|   |                | <b>5,995</b>                      | <b>4,695</b>                      |

**37 關聯方交易 (續)**

**(a) 母公司實體**

本公司的最終控股公司及最終控股方的詳情載於附註1。

**(b) 附屬公司**

於附屬公司的權益載於附註13。

**(c) 與關聯方的交易**

除財務報表其他部分所披露者外，年內本集團與關聯方有以下交易：

**(d) 主要管理層薪酬**

就僱員服務已付或應付主要管理層的薪酬列示如下：

NOTES TO THE CONSOLIDATED FINANCIAL STATEMENTS (Continued)

綜合財務報表附註（續）

38 Balance sheet and reserve movement of the Company

Balance sheet of the Company as at 31 December 2021

38 本公司資產負債表及儲備變動

本公司於二零二一年十二月三十一日的資產負債表

|   | Note<br>附註 | 2021<br>二零二一年<br>RMB'000<br>人民幣千元 | 2020<br>二零二零年<br>RMB'000<br>人民幣千元 |
|---|------------|-----------------------------------|-----------------------------------|
| <b>ASSETS</b>                               |            |                                   |                                   |
| <b>Non-current asset</b>                    |            |                                   |                                   |
| Interests in subsidiaries                   |            | 148,442                           | 152,807                           |
| Financial assets at FVOCI                   |            | 8,369                             | –                                 |
| <b>Total non-current assets</b>             |            | <b>156,811</b>                    | 152,807                           |
| <b>Current assets</b>                       |            |                                   |                                   |
| Prepayments, deposits and other receivables |            | 124                               | 122                               |
| Financial assets at FVTPL                   |            | –                                 | 1                                 |
| Financial asset at amortised cost           |            | 16,080                            |                                   |
| Amounts due from subsidiaries               |            | 40,794                            | 34,156                            |
| Cash and cash equivalents                   |            | 11,937                            | 55,397                            |
| <b>Total current assets</b>                 |            | <b>68,935</b>                     | 89,676                            |
| <b>Total assets</b>                         |            | <b>225,746</b>                    | 242,483                           |

## NOTES TO THE CONSOLIDATED FINANCIAL STATEMENTS (Continued)

綜合財務報表附註 (續)

### 38 Balance sheet and reserve movement of the Company (Continued)

Balance sheet of the Company as at 31 December 2021 (Continued)

### 38 本公司資產負債表及儲備變動 (續)

本公司於二零二一年十二月三十一日的資產負債表 (續)

|   |                     | Note<br>附註 | 2021<br>二零二一年<br>RMB'000<br>人民幣千元 | 2020<br>二零二零年<br>RMB'000<br>人民幣千元 |
|---|---------------------|------------|-----------------------------------|-----------------------------------|
| <b>EQUITY</b>   | <b>權益</b>           |            |                                   |                                   |
| <b>Equity attributable to equity holders of the Company</b> | <b>本公司權益擁有人應佔權益</b> |            |                                   |                                   |
| Share capital   | 股本                  |            | 2,250                             | 2,250                             |
| Share premium   | 股份溢價                |            | 98,676                            | 98,676                            |
| Reserve   | 儲備                  | (a)        | 101,217                           | 118,216                           |
| <b>Total equity</b>   | <b>權益總額</b>         |            | <b>202,143</b>                    | 219,142                           |
| <b>LIABILITIES</b>  | <b>負債</b>           |            |                                   |                                   |
| <b>Current liabilities</b>                                  | <b>流動負債</b>         |            |                                   |                                   |
| Accruals  | 應計款項                |            | 1,521                             | 1,234                             |
| Amounts due to subsidiaries                                 | 應付附屬公司款項            |            | 22,082                            | 22,107                            |
| <b>Total liabilities</b>                                    | <b>負債總額</b>         |            | <b>23,603</b>                     | 23,341                            |
| <b>Total equity and liabilities</b>                         | <b>權益及負債總額</b>      |            | <b>225,746</b>                    | 242,483                           |

The balance sheet of the Company was approved by the Board of Directors on 31 March 2022 and was signed on its behalf.

本公司資產負債表已於二零二二年三月三十一日獲董事會批准並由以下人士代為簽署。

Li Hao  
李浩  
Director  
董事

Xu Shizhen  
許世真  
Director  
董事

## NOTES TO THE CONSOLIDATED FINANCIAL STATEMENTS (Continued)

### 綜合財務報表附註 (續)

### 38 Balance sheet and reserve movement of the Company (Continued)

#### Balance sheet of the Company as at 31 December 2021 (Continued)

#### (a) Reserve movement of the Company

|  |                   | Exchange<br>reserve      | Capital<br>reserve<br>(Note)     | Financial<br>assets at<br>FVOCI               | Accumulated<br>losses    | Total                  |
|--|-------------------|--------------------------|----------------------------------|---|--------------------------|------------------------|
|  |                   | 外匯儲備<br>RMB'000<br>人民幣千元 | 資本儲備<br>(附註)<br>RMB'000<br>人民幣千元 | 按公平值計入<br>其他全面收益<br>的金融資產<br>RMB'000<br>人民幣千元 | 累計虧損<br>RMB'000<br>人民幣千元 | 總計<br>RMB'000<br>人民幣千元 |
| <b>At 1 January 2020</b>                       | 於二零二零年一月一日        | (940)                    | 155,404                          | -   | (22,468)                 | 131,996                |
| Loss for the year                              | 年內虧損              | -                        | -                                | -   | (6,894)                  | (6,894)                |
| Currency transaction differences               | 貨幣換算差額            | (6,886)                  | -                                | -   | -                        | (6,886)                |
| <b>Total comprehensive losses</b>              | <b>全面虧損總額</b>     | <b>(6,886)</b>           | <b>-</b>                         | <b>-</b>                                      | <b>(6,894)</b>           | <b>(13,780)</b>        |
| <b>At 31 December 2020</b>                     | 於二零二零年十二月三十一日     | (7,826)                  | 155,404                          | -   | (29,362)                 | 118,216                |
| <b>At 1 January 2021</b>                       | 於二零二一年一月一日        | (7,826)                  | 155,404                          | -   | (29,362)                 | 118,216                |
| Loss for the year                              | 年內虧損              | -                        | -                                | -   | (6,865)                  | (6,865)                |
| Currency transaction differences               | 貨幣換算差額            | (6,077)                  | -                                | -   | -                        | (6,077)                |
| Equity investments at fair value through OCI   | 按公平值計入其他全面收益的股本投資 |                          |                                  |   |                          |                        |
| - Fair value losses taken to reserves          | - 計入儲備的公平值虧損      | -                        | -                                | (5,173)                                       | -                        | (5,173)                |
| - Disposal Gains taken to reserves             | - 計入儲備的出售收益       | -                        | -                                | 1,116   | -                        | 1,116                  |
| - Disposal gains recycled to retained earnings | - 復歸至保留盈利的出售收益    | -                        | -                                | (1,116)                                       | 1,116                    | -                      |
| <b>Total comprehensive losses</b>              | <b>全面虧損總額</b>     | <b>(6,077)</b>           | <b>-</b>                         | <b>(5,173)</b>                                | <b>(5,749)</b>           | <b>(16,999)</b>        |
| <b>At 31 December 2021</b>                     | 於二零二一年十二月三十一日     | (13,903)                 | 155,404                          | (5,173)                                       | (35,111)                 | 101,217                |

Note: The capital reserve of the Company represents the aggregated net asset values of the subsidiaries acquired by the Company pursuant to the Reorganisation.

### 38 本公司資產負債表及儲備變動 (續)

#### 本公司於二零二一年十二月三十一日的資產負債表 (續)

#### (a) 本公司的儲備變動

附註：本公司的資本儲備為根據重組本公司收購的附屬公司的總資產淨值。

**NOTES TO THE CONSOLIDATED FINANCIAL STATEMENTS (Continued)**  
**綜合財務報表附註 (續)**

**39 Benefits and interests of directors**

**(a) Directors' emoluments**

The remuneration of each director is set out below:

| Name of Director                           | Fees                     | Salary       | Discretionary bonus | Allowances and benefits in kind | Employer's contribution to pension scheme | Total        |
|--|--------------------------|--------------|---------------------|---------------------------------|---|--------------|
| 董事姓名                                       | 袍金                       | 薪金           | 酌情花紅                | 津貼及實物利益                         | 僱主對退休金計劃的供款                               | 總計           |
|  | RMB'000                  | RMB'000      | RMB'000             | RMB'000                         | RMB'000                                   | RMB'000      |
|  | 人民幣千元                    | 人民幣千元        | 人民幣千元               | 人民幣千元                           | 人民幣千元                                     | 人民幣千元        |
| <b>For the year ended 31 December 2021</b> | <b>截至二零二一年十二月三十一日止年度</b> |              |                     |                                 |   |              |
| Executive directors:                       | 執行董事：                    |              |                     |                                 |   |              |
| - Li Hao                                   | 100                      | 743          | 800                 | -                               | 15  | 1,658        |
| - Zhang Bizhong                            | 100                      | 770          | 600                 | -                               | 14  | 1,484        |
| - Xu Shizhen                               | 100                      | 503          | 400                 | -                               | 14  | 1,017        |
| - Li Biqiong (Note (i))                    | 20                       | 154          | 67                  | -                               | 11  | 252          |
| Non-executive director:                    | 非執行董事：                   |              |                     |                                 |   |              |
| - Yuan Shuntang                            | 100                      | -            | -                   | -                               | -   | 100          |
| Independent non-executive directors:       | 獨立非執行董事：                 |              |                     |                                 |   |              |
| - Wong Chun Sek Edmund                     | 100                      | -            | -                   | -                               | -   | 100          |
| - Wu Tai Cheung (Note (ii))                | 83                       | -            | -                   | -                               | -   | 83           |
| - Chen Zhong                               | 100                      | -            | -                   | -                               | -   | 100          |
| - Mu Lingxia (Note (i))                    | 20                       | -            | -                   | -                               | -   | 20           |
|  | <b>723</b>               | <b>2,170</b> | <b>1,867</b>        | <b>-</b>                        | <b>54</b>                                 | <b>4,814</b> |
| <b>For the year ended 31 December 2020</b> | <b>截至二零二零年十二月三十一日止年度</b> |              |                     |                                 |   |              |
| Executive directors:                       | 執行董事：                    |              |                     |                                 |   |              |
| - Li Hao                                   | 107                      | 724          | -                   | -                               | 5   | 836          |
| - Zhang Bizhong                            | 107                      | 562          | 500                 | -                               | 5   | 1,174        |
| - Xu Shizhen                               | 107                      | 518          | 240                 | -                               | 5   | 870          |
| Non-executive director:                    | 非執行董事：                   |              |                     |                                 |   |              |
| - Yuan Shuntang                            | 107                      | -            | -                   | -                               | -   | 107          |
| Independent non-executive directors:       | 獨立非執行董事：                 |              |                     |                                 |   |              |
| - Wong Chun Sek Edmund                     | 107                      | -            | -                   | -                               | -   | 107          |
| - Wu Tai Cheung                            | 107                      | -            | -                   | -                               | -   | 107          |
| - Chen Zhong                               | 107                      | -            | -                   | -                               | -   | 107          |
|  | <b>749</b>               | <b>1,804</b> | <b>740</b>          | <b>-</b>                        | <b>15</b>                                 | <b>3,308</b> |

Notes:

- (i) Appointed on 18 October 2021  
(ii) Resigned on 18 October 2021

附註：

- (i) 於二零二一年十月十八日獲委任  
(ii) 於二零二一年十月十八日辭任

## NOTES TO THE CONSOLIDATED FINANCIAL STATEMENTS (Continued)

### 綜合財務報表附註 (續)

#### 39 Benefits and interests of directors (Continued)

##### (a) Directors' emoluments (Continued)

During the years ended 31 December 2021 and 2020, none of the directors of the Company (i) received or paid any remuneration in respect of accepting office; (ii) received or paid emoluments in respect of services in connection with the management of the affairs of the Company or its subsidiaries undertaking; or (iii) waived or has agreed to waive any emolument.

##### (b) Directors' retirement benefits and termination benefits

During the years ended 31 December 2021 and 2020, no emoluments, retirement benefits, payments or benefits in respect of termination of directors' services were paid or made, directly or indirectly, to the directors; nor are any payable.

##### (c) Consideration provided to third parties for making available directors' services

During the years ended 31 December 2021 and 2020, no consideration was provided to third parties for making available directors' services.

##### (d) Information about loans, quasi-loans and other dealings in favour of directors, controlled bodies corporate by and connected entities with such directors

During the years ended 31 December 2021 and 2020, there were no loans, quasi-loans and other dealing arrangements in favour of directors, controlled bodies corporate by and controlled entities with such directors.

##### (e) Directors' material interests in transactions, arrangements or contracts

Save as disclosed elsewhere in the consolidated financial statements, no significant transactions, arrangements and contracts in relation to the Group's business to which the Company was a party and in which a director of the Company had a material interest, whether directly or indirectly, subsisted at the end of the year or at any time during the year.

#### 39 董事的利益及權益 (續)

##### (a) 董事酬金 (續)

截至二零二一年及二零二零年十二月三十一日止年度，概無本公司董事(i)就接納職位收取或獲付任何薪酬；(ii)就本公司事務或其附屬公司業務的管理服務收取或獲付酬金；或(iii)放棄或已同意放棄任何酬金。

##### (b) 董事退休福利及終止福利

截至二零二一年及二零二零年十二月三十一日止年度，並無有關終止董事服務的酬金、退休福利、付款或福利向董事直接或間接支付或作出；亦無任何應付款項。

##### (c) 就獲提供董事服務而向第三方提供代價

截至二零二一年及二零二零年十二月三十一日止年度，概無就獲提供董事服務而向第三方提供代價。

##### (d) 有關以董事、由有關董事控制的法團及與其有關連的實體為受益人的貸款、準貸款及其他交易的資料

截至二零二一年及二零二零年十二月三十一日止年度，並無有關以董事、由有關董事控制的法團及與其有關連的實體為受益人的貸款、準貸款及其他交易安排。

##### (e) 董事於交易、安排或合約中的重大權益

除綜合財務報表另有披露者外，本公司概無訂立本公司董事於當中直接或間接擁有重大權益而於年末或年內任何時間存續且與本集團業務有關的重大交易、安排及合約。

## NOTES TO THE CONSOLIDATED FINANCIAL STATEMENTS (Continued)

### 綜合財務報表附註 (續)

#### 40 Events after the reporting period

Due to the outbreak of the novel coronavirus, a number of provinces and municipalities in the PRC have taken emergency public health measures and various actions to prevent the spread of the novel coronavirus.

The operation of the Group's production plant in Shenzhen (the "Shenzhen Production Plant") was temporarily suspended in March 2022 as part of the Chinese government's countermeasures in containing outbreak of the novel coronavirus. Although the Shenzhen Production Plant resumed its operation and production after the temporary suspension, the Group will continue to assess the impact of the outbreak of the novel coronavirus on the operation and financial performance of the Group. The Group will also take appropriate measures as necessary.

#### 40 報告期後事項

由於新型冠狀病毒爆發，中國多個省份及城市已採取緊急公共衛生措施及多項舉措，以防止新型冠狀病毒擴散。

作為控制新型冠狀病毒爆發的反制措施的一部分，本集團在深圳的生產廠房（「深圳生產廠房」）運作於二零二二年三月暫時關閉。雖然深圳生產廠房於暫時關閉後復工及投產，本集團會繼續評估新型冠狀病毒爆發，對本集團經營及財務表現的影響。在必要時，本集團會採取適當措施。



# FINANCIAL SUMMARY

## 財務概要

### Results

### 業績

|   |                | Year ended 31 December<br>截至十二月三十一日止年度 |               |               |               |               |
|---|----------------|--|---------------|---------------|---------------|---------------|
|   |                | 2021<br>二零二一年                          | 2020<br>二零二零年 | 2019<br>二零一九年 | 2018<br>二零一八年 | 2017<br>二零一七年 |
| Revenue   | 收益             | 353,896                                | 246,531       | 284,588       | 236,210       | 208,634       |
| Cost of sales   | 銷售成本           | (299,916)                              | (196,123)     | (190,560)     | (161,946)     | (144,773)     |
| Gross profit  | 毛利             | 53,980                                 | 50,408        | 94,028        | 74,264        | 63,861        |
| Profit before income tax  | 除所得稅前溢利        | 12,325                                 | 13,683        | 35,395        | 47,229        | 36,940        |
| Profit for the year attributable to equity holders of the Company | 本公司權益擁有人應佔年內溢利 | 7,241                                  | 11,736        | 27,710        | 40,814        | 32,011        |

### Assets and Liabilities

### 資產及負債

|                              |         | As at 31 December<br>於十二月三十一日 |               |               |               |               |
|------------------------------|---------|-------------------------------|---------------|---------------|---------------|---------------|
|                              |         | 2021<br>二零二一年                 | 2020<br>二零二零年 | 2019<br>二零一九年 | 2018<br>二零一八年 | 2017<br>二零一七年 |
| Non-current assets           | 非流動資產   | 192,980                       | 157,894       | 122,155       | 105,740       | 94,834        |
| Current assets               | 流動資產    | 208,472                       | 226,413       | 232,299       | 115,726       | 91,851        |
| Total assets                 | 資產總值    | 401,452                       | 384,307       | 354,454       | 221,466       | 186,685       |
| Total equity                 | 權益總額    | 297,861                       | 291,931       | 278,673       | 148,145       | 116,600       |
| Non-current liabilities      | 非流動負債   | 33,362                        | 19,815        | 16,902        | 20,940        | 12,775        |
| Current liabilities          | 流動負債    | 70,229                        | 72,561        | 58,879        | 52,381        | 57,310        |
| Total liabilities            | 負債總額    | 103,591                       | 92,376        | 75,781        | 73,321        | 70,085        |
| Total equity and liabilities | 權益及負債總額 | 401,452                       | 384,307       | 354,454       | 221,466       | 186,685       |

Notes:

- (a) The financial figures for each of the three years ended 31 December 2021/ as at the respective year-end were extracted from the published audited financial statements of the Group.
- (b) The financial figures for the year ended/as at 31 December 2018 and 2017 were extracted from the Prospectus.

附註：

- (a) 截至二零二一年十二月三十一日止三個年度各年／各年末的財務數據乃摘錄自本集團已刊發之經審核財務報表。
- (b) 截至二零一八年及二零一七年十二月三十一日止年度／於二零一八年及二零一七年十二月三十一日的財務數據乃摘錄自招股章程。

The summary above does not form part of the audited consolidated financial statements.

上述概要並非經審核綜合財務報表一部分。



**CONFIDENCE INTELLIGENCE HOLDINGS LIMITED**

信 懇 智 能 控 股 有 限 公 司