



中國康大食品有限公司
CHINA KANGDA FOOD COMPANY LIMITED

(incorporated in Bermuda with limited liability)

Hong Kong stock code : 834

Singapore stock code : P74

Annual Report 2021



Lawn to Table Eating
The Whole Industry Chain

**Provide Safe and
Healthy Lifestyle**



Corporate Profile

Established in 1992, China Kangda Food Company Limited (the "Company") is a diversified food manufacturing and processing group based in the People's Republic of China (the "PRC") and is primarily engaged in the production, processing, sale and distribution of:

- a) processed foods which include a wide range of food products such as instant soup, curry food, chicken-based cooked products, roasted rabbit food, meatballs, de-oxygenated consumer packed chestnuts and seafood;
- b) chilled and frozen chicken meat;
- c) chilled and frozen rabbit meat; and
- d) other products which mainly include pet food, dehydrated vegetables, poultry, rabbit organs, fruits, dried chili, pig liver, seasoning and high value-added healthcare products.

The Company's chilled and frozen rabbit meat is mainly exported to European Union (the "EU"). Besides selling products under its own brand names of "康大", "嘉府", "U味", and "KONDA", the Company also acts as an Original Equipment Manufacture ("OEM") manufacturer of a variety of processed foods including meatballs, seafood, chicken-based cooked products, chestnuts, instant soups and curry products and etc.

The Company currently distributes its wide range of products in 26 provinces and over 30 major cities in the PRC and exports to more than 20 countries and cities including Japan, the United Arab Emirates and certain countries in the EU.

The Company is one of the major companies in the PRC authorised to supply rabbit meat to the EU and one of the largest PRC exporters of rabbit meat. The Company is also the first PRC company to be granted the certification for breeding progeny rabbit in the PRC. The Company has further strengthened its foothold in this segment through stable expansion strategies.

For more information, please log on to www.kangdafood.com

Contents

| | | | |
|----|---|-----|--|
| 1 | Financial Highlights | 71 | Independent Auditor's Report |
| 3 | Chairman's Statement | 75 | Consolidated Statement of Comprehensive Income |
| 4 | Board of Directors | 76 | Consolidated Statement of Financial Position |
| 6 | Key Management | 78 | Consolidated Statement of Changes in Equity |
| 7 | Corporate Information | 79 | Consolidated Statement of Cash Flows |
| 8 | Management Discussion and Analysis | 81 | Notes to the Financial Statements |
| 14 | Corporate Structure | 155 | Notice of Annual General Meeting |
| 15 | Corporate Governance Report | | |
| 49 | Environmental, Social and Governance Report | | |
| 61 | Directors' Report | | |
| 70 | Statement by the Directors | | |

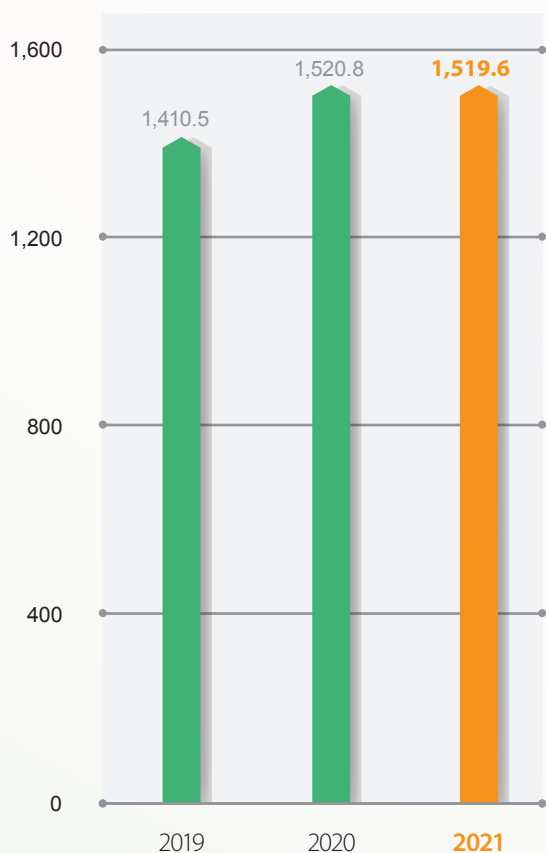


Financial Highlights

| | FY2021 RMB'million | FY2020 RMB'million | FY2019 RMB'million |
|---|-----------------------|-----------------------|-----------------------|
| Revenue | 1,519.6 | 1,520.8 | 1,410.5 |
| Gross Profit | 72.1 | 115.6 | 106.6 |
| Net (Loss)/Profit Attributable to Owners of the Company | (40.6) | (36.1) | 4.4 |
| (Loss)/Earnings per Share – Basic (RMB cents) | (9.38) | (8.33) | 1.0 |
| Net Asset Value per Share – Basic (RMB cents) | 134.5 | 146.7 | 154.9 |

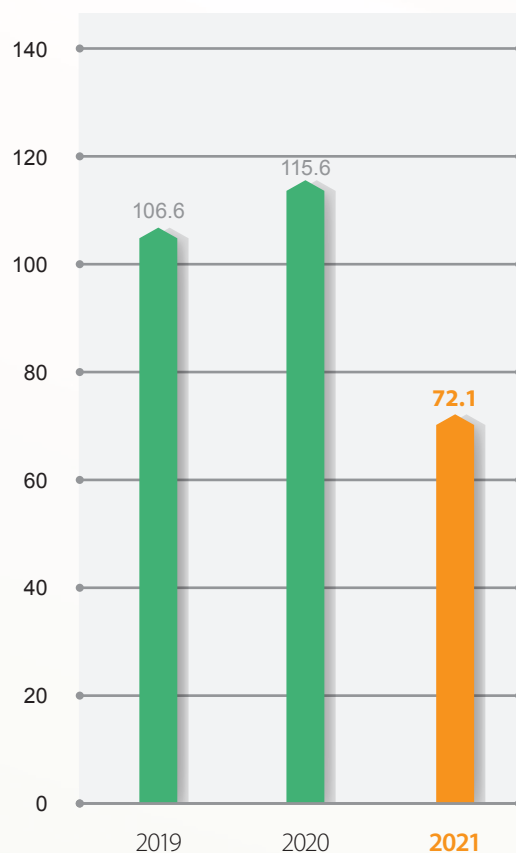
Total Revenue decreased: 0.1%

RMB'million



Gross profit decreased: 37.6%

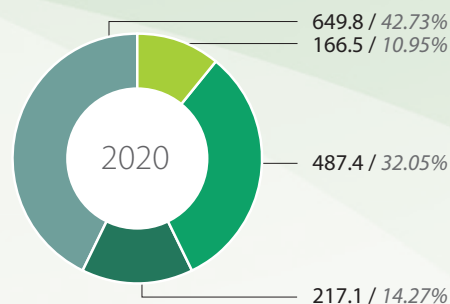
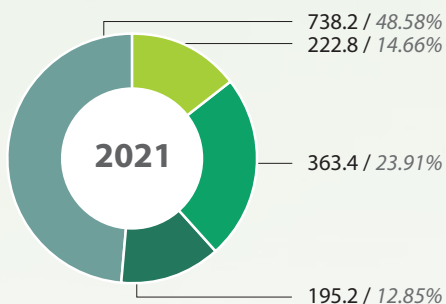
RMB'million



Financial Highlights

Revenue by Products

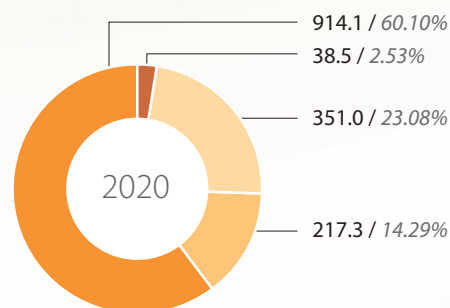
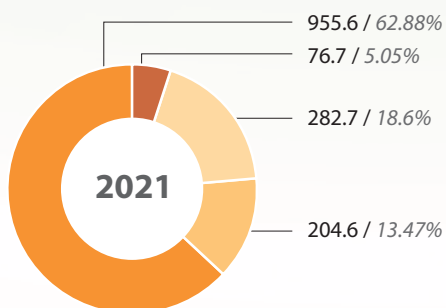
RMB'million



● Processed foods ● Chilled and frozen rabbit meat ● Chilled and frozen chicken meat ● Other products

Revenue by Geographical Markets

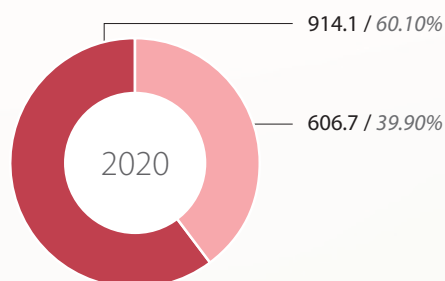
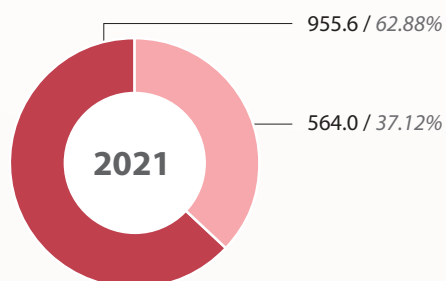
RMB'million



● PRC ● Other Countries ● Europe ● Japan

Revenue by Region

RMB'million



● PRC ● Export

Chairman's Statement

Dear Shareholders

On behalf of the board of directors (the "Board") of the Company, I am pleased to present the audited annual results of the Company and its subsidiaries (collectively the "Group") for the year ended 31 December 2021.

During the fiscal year 2021 ("FY2021"), the business environment was full of challenges, the COVID-19 pandemic became a part of the norm, downturn pressure of macroeconomic increased. The Group recorded a loss attributable to owners of the Company amounted to approximately RMB40.6 million as compared to approximately RMB36.1 million recorded in the fiscal year 2020 ("FY2020").

The Group continued to adopt stable operation strategy. The sales turnover decreased by 0.1% from approximately RMB1,520.8 million for FY2020 to approximately RMB1,519.6 million for FY2021. Affected by increased costs of animal feed and decreased selling prices of raw chicken meat, the Group's gross profit margin decreased from 7.6% for FY2020 to 4.7% for FY2021. Gross profit decreased by 37.6% from RMB115.6 million for FY2020 to RMB72.1 million for FY2021. The decrease of gross profit was partially offset by the increase in other income and decrease in selling and distribution costs and administrative expenses.

PROSPECT

Being a company focusing on consumer products industry, our business is always affected by economic growth, consumers' preference, industry cycle and animal epidemics. In FY2021, with re-emergence of trade protectionism and global recession, the whole consumer industry is facing complicated external environment and greater challenges. Despite the challenges, with our products being consumer staples, all the above uncertainties will have limited impact on our business.

As the COVID-19 pandemic became a part of the norm, the Group has formulated a comprehensive and stringent prevention and control plan to safeguard the health of our employees, products safety as well as stable production and smooth sales. With our stringent quality control and food safety systems, we will continue to provide customers with high quality products.

The food industry will continue to face challenges with low growth rate and intense competition. To maintain the overall profitability and to enhance the competitiveness and resistance against market risk, the Group will focus on high value-added processed foods, safeguard the business relationship with the major customers and proactively explore new markets and new customers.

With the consumption upgrades, food safety and healthiness become the focus of consumers' attention, which is always our priority. Rabbit meat is healthier with far more protein, less fat and calorie levels compared to other meats. Rabbit meat segment is always the core and competitive business of the Group. The Group has established the whole industrial chain of rabbit meat from breeding, slaughtering to processing and is the enterprise in the PRC which possesses the permit to export rabbit meat to overseas market. The Group is confident that the demands for rabbit meat will increase steadily with further improvement of living standards and more consumers tend to prefer a wider variety of nutritious foods. Therefore, the Group will continue to leverage on its leading position in the rabbit meat segment and offer consumers with healthy and safe products.

We will continue to optimize product portfolios, enhance cost management, promote brand building and expand new sales channels to strengthen the core competence and improve the overall performance of the Group.

APPRECIATION

Lastly, on behalf of the Board of Directors, management and employees, I would like to convey my sincere appreciation to shareholders for your support to the Company over the years.

Fang Yu

Chairman, Executive Director and Chief Executive Officer



Board of Directors

Chairman, Executive Director and CEO

Mr. Fang Yu (方宇), aged 45, is the Group's Chairman, an Executive Director and CEO of the Company with effect from 19 June 2017. He was last re-elected as a Director on 22 June 2020. Mr. Fang graduated from the Central University of Finance and Economics (中央財經大學) in 2000 with a Bachelor's Degree in Economics specialized in currency banking. Mr. Fang has previously worked in the credit management department of the headquarters of Industrial and Commercial Bank of China, and served as an administrative secretary (deputy section level and section level) of the general office of the headquarters of Industrial and Commercial Bank of China as well as the general manager of the risk management department of ICBC Financial Leasing Co., Ltd. (工銀金融租賃有限公司).

Executive Directors

Mr. An Fengjun (安豐軍), aged 49, is an Executive Director of the Company. He was appointed as a Director on 11 March 2014 and was last re-elected on 22 June 2021. He has more than 10 years of experience in the food production industry and is primarily responsible for food production and business operation of the Group.

Mr. An joined Kangda Foods in July 1993, and was initially responsible for finance matters. In April 1996, he worked in KD Feed Company as both Finance Manager and an Assistant to Manager. He was a Finance Manager of Qingdao Kangda Foreign Trade Group Company Limited ("KD Trading Company") from 1999 to 2001 and became its Vice General Manager and Sales Manager of Qingdao Kangda Property Development Co., Ltd. in 2002. Mr. An held the position as an Executive Director of the Company since 25 August 2006 to 28 November 2012. After his resignation, Mr. An worked as a General Manager of Qingdao Liyumen Catering Co. Ltd. (青島鯉魚門餐飲有限公司), one of the subsidiaries of KD Trading Company.

Mr. An graduated from Jiaonan City Middle Special Vocational School (膠南市職業中等專業學校) majored in Accounting in June 1993. He also completed a post-graduate course in business management in Tianjin University (天津大學) in August 2005.

Mr. Gao Yanxu (高岩緒), aged 56, is an Executive Director of the Company. He was appointed as a Director on 10 May 2006 and was last re-elected on 22 June 2021. Mr. Gao has more than 10 years of experience in the food production industry.

From 1996 to 1999, Mr. Gao worked as the Manager of Qingdao City Jiaonan Kangda Feed Co., Ltd. ("KD Feed Company"). He then worked in Shandong Province Qingdao Kanghong Poultry & Egg Co., Ltd. (山東省青島康宏肉食蛋品有限公司) in 1999 as a Manager. Mr. Gao obtained a Bachelor's Degree in Business and Economic Management from Renmin University of China (中國人民大學) in June 1997. On 28 February 2000, he completed the courses of Master's degree in Management in Business Administration in the graduate school of Renmin University of China (中國人民大學研究生院).

Mr. Luo Zhenwu (羅貞伍), aged 44, is an Executive Director of the Company with effect from 19 June 2017. He was last re-elected as a Director on 22 June 2020. Mr. Luo graduated from the Central University of Finance and Economics (中央財經大學) in 2000 with a Bachelor's Degree in Finance. He obtained a Master's Degree in Accounting from Peking University (北京大學) in 2017. He was accredited the intermediate accountant qualification by the Ministry of Finance of the PRC in 2015. Mr. Luo served as expatriate finance manager and regional finance director of Guangzhou Automobile Group Business Co., Ltd. (廣州汽車集團商貿有限公司), finance director of Beijing Jintai Yuande Asset Management Co., Ltd. (北京錦泰遠德資產管理有限公司) and finance director of Hangzhou Changjiang Automobile Holdings Co., Ltd. (杭州長江汽車控股有限公司).

Mr. Li Wei (李巍), aged 39, is an Executive Director of the Company with effect from 13 October 2017. He was last re-elected as a Director on 22 June 2020. Mr. Li graduated from Wuhan University in 2005 with Bachelor's Degree in Information Safety and Bachelor's Degree in Law. He then obtained a Master of Finance from Wuhan University in 2008. Mr. Li has obtained a qualification from the Securities Association of China for securities dealings since April 2016.

Mr. Li served as a client manager of the Wuhan Branch of China Merchants Bank from July 2005 to June 2006, manager of the Integrated Department of the Central Huijin Investment Limited from June 2008 to September 2008, manager of the Operational Department and secretary to the senior management of China Investment Corporation from September 2008 to January 2015 and was promoted to the position of senior deputy manager of China Investment Corporation in 2015. Mr. Li also served as the secretary to the top leader of the Chinese preparation work group under Asian Infrastructure Investment Bank from February 2014 to October 2015. He was the managing director of the investment bank headquarter of China Galaxy Securities Co., Ltd. since October 2015. He served as a General Manager of Qingdao Kangda Foods Co., Ltd, one of the subsidiaries of the Company, from May 2017 to October 2017.

Board of Directors

Independent Non-Executive Directors

Mr. Chan Ka Yin (陳家賢), aged 47, is an Independent Non-Executive Director of the Company. He was appointed as an Independent Non-Executive Director on 7 November 2019 and was last re-elected on 22 June 2020. Mr Chan obtained a degree in Bachelor of Business Administration in Accounting and Finance (Hons.) from The University of Hong Kong in November 1996. He has been a fellow member of the Association of Chartered Certified Accountants since December 2004 and a fellow member of the Hong Kong Institute of Certified Public Accountants since May 2010.

Mr. Chan is currently a director of Apex Corporate Advisory Limited, a corporate services company in Hong Kong. He worked in Ernst & Young from September 1997 to March 2005. Mr Chan has been an Independent Non-Executive Director of Luk Hing Entertainment Group Holdings Limited (stock code: 8052, a company listed on GEM of Stock Exchange of Hong Kong Limited (the "Stock Exchange")) since 1 July 2020. Mr. Chan was an independent non-executive director of China Overseas Nuoxin International Holdings Limited (stock code: 464, a company listed on the Stock Exchange) from June 2019 to April 2020. He was also an independent non-executive director of Deson Construction International Holdings Limited (stock code: 8268, a company listed on the Stock Exchange) for a period from December 2015 to July 2019.

Mr. Li Xu (李煦), aged 48, is an Independent Non-Executive Director of the Company. He was appointed as an Independent Non-Executive Director on 24 August 2020 and was last re-elected on 22 June 2021. He received a bachelor's degree in Economics (International Business Management profession) from the University of International Business and Economics in Beijing (北京對外經濟貿易大學) in July 1997, a master degree in Finance from the Boston College in December 1998 and a degree of doctor of philosophy in accounting from Massachusetts Institute of Technology's Sloan School of Management in June 2004.

Between January to August 1999, Mr. Li worked as a financial analyst in Lucent Technologies Inc., a company which was formerly listed on the New York Stock Exchange. Mr. Li served as an assistant professor of The University of Texas at Dallas from July 2004 to August 2010 and was the assistant professor of Lehigh University from August 2010 to June 2012. Mr. Li has been an associate professor of the Faculty of Business and Economics at the University of Hong Kong since July 2012, where he is mainly involved in imparting practical knowledge in the commercial world during the teaching of accounting and financial management courses. He is also currently the program director of executive master of business administration jointly offered by the University of Hong Kong and the Peking University (北京大學), where he is responsible for project management and promoting accounting, business and finance education towards the development of the business and finance profession and human capital.

Mr. Li became a member of the American Accounting Association since September 2002. Since October 2003, he has obtained the Certified Financial Analyst (CFA) qualification from the CFA Institute (formerly known as the Association for Investment Management and Research). Mr. Li serves as an independent non-executive director of China Tianbao Group Development Company Limited (stock code: 1427, a company listed on The Stock Exchange) since November 2019.

Ms. Hui Wing Man (許詠雯), aged 43, is an Independent Non-Executive Director of the Company. She was appointed as an Independent Non-Executive Director on 24 August 2020 and was re-elected on 22 June 2021. She is a practicing solicitor in Hong Kong, and is the principal of WM Hui Law Firm. Ms. Hui is also qualified to practice as a solicitor in England and Wales. She had legal practice experience in global law firms specializing in corporate and commercial transactions. Ms. Hui graduated from The University of British Columbia, Canada with a Bachelor's Degree in Science and obtained a Bachelor's Degree in Laws from The Manchester Metropolitan University, United Kingdom. Ms. Hui also obtained a Master's Degree in Laws from University College London, United Kingdom. Ms. Hui was conferred Fellowship by the Social Enterprise Research Academy ("SERA") in 2019. She has been an Honorary Director of SERA since April 2020. Ms. Hui has been appointed as committee member of the Intellectual Property Professional Arbitration Committee of Hong Kong Centre of International Commercial Arbitration from January 2022.



Key Management

Ms. Fu Jie (傅捷), aged 43, is the Chief Financial Officer (“CFO”). She is a member of the China Institute of Certified Public Accountants (CPA), Hong Kong Institute of Certified Public Accountants (HKICPA) and fellow member of the Association of Chartered Certified Accountants (ACCA). Ms. Fu was a senior account manager at the Kunming Sales Department of Southwest Securities Company Limited (西南證券股份有限公司) from September 2000 to July 2004. Ms. Fu worked for Ernst & Young Hua Ming LLP from August 2004 to March 2016, and served as the senior manager of audit department from October 2012 to March 2016. She served as the chief financial officer of China U-Ton Holdings Limited (a company listed on the Main Board of the Stock Exchange, stock code: 6168) from April 2016 to July 2019. Ms. Fu has been an independent non-executive director of Dynagreen Environmental Protection Group Co., Ltd. (a company listed on the Main Board of the Stock Exchange, stock code: 1330) since February 2018. Ms. Fu graduated from the Finance Major of The Central University of Finance and Economics in 2000 with a bachelor’s degree in economics.

Mr. Chen Xi (陳曦), aged 40, is the company secretary of the Company. He was appointed as the company secretary of the Company on 29 November 2019. He obtained a bachelor’s degree of arts from Guangdong University of Foreign Studies in 2005 and subsequently a master’s degree in business administration from Peking University, and a master’s degree in corporate governance and compliance from Hong Kong Baptist University. Mr. Chen served as the project manager and the deputy representative of the Hong Kong Representative Office of China Council for the Promotion of International Trade from July 2005 to July 2019. He also served as the director and company secretary of Trade Prosper Hong Kong Limited from November 2016 to September 2019. Mr. Chen is a member of the Hong Kong Chartered Governance Institute (formerly known as The Hong Kong Institute of Chartered Secretaries) and The Chartered Governance Institute.

Corporate Information

BOARD OF DIRECTORS

Executive:
Fang Yu (Chairman & CEO)
Gao Yanxu
An Fengjun
Luo Zhenwu
Li Wei

Independent Non-executive:
Chan Ka Yin
Li Xu
Hui Wing Man

AUDIT COMMITTEE

Chan Ka Yin (Chairman)
Li Xu
Hui Wing Man

REMUNERATION COMMITTEE

Li Xu (Chairman)
Chan Ka Yin
Hui Wing Man
Luo Zhenwu

NOMINATION COMMITTEE

Hui Wing Man (Chairman)
Chan Ka Yin
Li Xu
Fang Yu

COMPANY SECRETARIES

Chen Xi (ACG, ACS)
Chiang Wai Ming Angeline (ACS)

AUTHORISED REPRESENTATIVES

Fang Yu
Luo Zhenwu

REGISTERED OFFICE

Canon's Court
22 Victoria Street
Hamilton HM 12
Bermuda

HEADQUARTERS AND PRINCIPAL PLACE OF BUSINESS IN THE PRC

No. 8399, Binhai Boulevard,
Huangdao District,
Qingdao, City
Shandong Province
PRC

PLACE OF BUSINESS IN HONG KONG REGISTERED UNDER PART 16 OF THE COMPANIES ORDINANCE

Suites 1505-07, 15/F,
Shui On Centre
6-8 Harbour Road, Wanchai,
Hong Kong

SINGAPORE SHARE REGISTRAR

B.A.C.S. Private Limited
77 Robinson Road
#06-03 Robinson 77
Singapore 068896

HONG KONG SHARE REGISTRAR

Tricor Investor Services Limited
Level 54, Hopewell Centre,
183 Queen's Road East,
Hong Kong

AUDITOR

BDO Limited
Certified Public Accountants
25th Floor, Wing On Centre
111 Connaught Road Central
Hong Kong

WEBSITE OF THE COMPANY

www.kangdafood.com
(The contents of the Company's website do not form part of this document)



Management Discussion and Analysis

BUSINESS REVIEW

During the fiscal year 2021 (“FY2021”), the business environment was full of challenges, the COVID-19 pandemic became a part of the norm, downturn pressure of macroeconomic increased. The Group recorded a loss attributable to owners of the Company amounted to approximately RMB40.6 million as compared to approximately RMB36.1 million recorded in the fiscal year 2020 (“FY2020”).

The Group continued to adopt stable operation strategy. The sales turnover decreased by 0.1% from approximately RMB1,520.8 million for FY2020 to approximately RMB1,519.6 million for FY2021. Affected by increased costs of animal feed and decreased selling prices of raw chicken meat, the Group’s gross profit margin decreased from 7.6% for FY2020 to 4.7% for FY2021. Gross profit decreased by 37.6% from RMB115.6 million for FY2020 to RMB72.1 million for FY2021. The decrease of gross profit was partially offset by the increase in other income and decrease in selling and distribution costs and administrative expenses.

PROSPECT

Being a company focusing on consumer products industry, our business is always affected by economic growth, consumers’ preference, industry cycle and animal epidemics. In FY2021, with re-emergence of trade protectionism and global recession, the whole consumer industry is facing complicated external environment and greater challenges. Despite the challenges, with our products being consumer staples, all the above uncertainties will have limited impact on our business.

As the COVID-19 pandemic became a part of the norm, the Group has formulated a comprehensive and stringent prevention and control plan to safeguard the health of our employees, products safety as well as stable production and smooth sales. With our stringent quality control and food safety systems, we will continue to provide customers with high quality products.

The food industry will continue to face challenges with low growth rate and intense competition. To maintain the overall profitability and to enhance the competitiveness and resistance against market risk, the Group will focus on high value-added processed foods, safeguard the business relationship with the major customers and proactively explore new markets and new customers.

With the consumption upgrades, food safety and healthiness become the focus of consumers’ attention, which is always our priority. Rabbit meat is healthier with far more protein, less fat and calorie levels compared to other meats. Rabbit meat segment is always the core and competitive business of the Group. The Group has established the whole industrial chain of rabbit meat from breeding, slaughtering to processing and is the enterprise in the PRC which possesses the permit to export rabbit meat to overseas market. The Group is confident that the demands for rabbit meat will increase steadily with further improvement of living standards and more consumers tend to prefer a wider variety of nutritious foods. Therefore, the Group will continue to leverage on its leading position in the rabbit meat segment and offer consumers with healthy and safe products.

We will continue to optimise product portfolios, enhance cost management, promote brand building and expand new sales channels to strengthen the core competence and improve the overall performance of the Group.

OPERATING AND FINANCIAL REVIEW

Revenue by products

| | FY2021 RMB’000 | FY2020 RMB’000 | % Change + / (-) |
|---------------------------------|-------------------|-------------------|---------------------|
| Processed food | 738,220 | 649,836 | 13.6 |
| Chilled and frozen chicken meat | 363,439 | 487,362 | (25.4) |
| Chilled and frozen rabbit meat | 222,772 | 166,541 | 33.8 |
| Other products | 195,183 | 217,110 | (10.1) |
| Total | 1,519,614 | 1,520,849 | (0.1) |

Revenue derived from the production and sales of processed food, chilled and frozen chicken meat and chilled and frozen rabbit meat contributed 48.6%, 23.9% and 14.7% of the revenue for FY2021 (FY2020: 42.7%, 32.0% and 11.0%), respectively. Revenue structure of the Group remains relatively stable.

Management Discussion and Analysis

Processed Food Products

Revenue derived from the production and sales of processed food products increased by 13.6% to approximately RMB738.2 million for FY2021. Such increase benefited from new products developed in FY2021.

Chilled and Frozen Chicken Meat

Revenue derived from the production and sales of chilled and frozen chicken meat decreased by 25.4% to approximately RMB363.4 million for FY2021. The decrease in chilled and frozen chicken was mainly attributable to the Group's proactive measures to reduce the production and sales volume of chilled and frozen chicken meat as the selling prices of chilled and frozen chicken fluctuated significantly and declined in FY2021.

Chilled and Frozen Rabbit Meat

The sales of chilled and frozen rabbit meat products increased by 33.8% to approximately RMB222.8 million for FY2021. Development of new customers in domestic market contributed to the growth of chilled and frozen rabbit meat sales in FY2021.

Other Products

Revenue derived from the production and sale of other products decreased by 10.1% to RMB195.2 million for FY2021. Affected by the pandemic in overseas, the demand for other products in overseas markets decreased in FY2021.

REVENUE BY GEOGRAPHICAL MARKETS

| | FY2021 RMB'000 | FY2020 RMB'000 | % Change + / (-) |
|--------------|-------------------|-------------------|---------------------|
| PRC | 955,608 | 914,114 | 4.5 |
| Export | 564,006 | 606,735 | (7.0) |
| Total | 1,519,614 | 1,520,849 | (0.1) |

On a geographical basis, our revenue from PRC and overseas contributed 62.9% and 37.1% of the revenue for FY2021 (FY2020: 60.1% and 39.9%), respectively. Revenue from PRC sales increased by 4.5% to RMB955.6 million for FY2021. The increase in domestic sales mainly attributed from products and customers newly developed in recent years. Revenue from export sales decreased by 7.0% to RMB564.0 million for FY2021. As the demand declined in overseas markets due to the pandemic, the sales to overseas markets declined. Furthermore, the cost of ocean freight increased significantly in F2021, the Group proactively reduce the production and sales volume of products for overseas and increased products for domestic market.

Profitability

Gross Profit and Margin

| | FY2021 RMB'000 | FY2021 Margin % | FY2020 RMB'000 | FY2020 Margin % | Change RMB'000 | % Change + / (-) |
|----------------|-------------------|--------------------|-------------------|--------------------|-------------------|---------------------|
| Processed food | 62,188 | 8.4 | 47,933 | 7.4 | 14,255 | 29.7 |
| Chicken meat | (31,243) | (8.6) | 26,662 | 5.5 | (57,905) | (217.2) |
| Rabbit meat | 16,931 | 7.6 | 11,395 | 6.8 | 5,536 | 48.6 |
| Other products | 24,232 | 12.4 | 29,570 | 13.6 | (5,338) | (18.1) |
| Total | 72,108 | 4.7 | 115,560 | 7.6 | (43,452) | (37.6) |

The overall gross profit margin was 4.7% for FY2021, representing a decrease of 2.9 percentage point from 7.6% for FY2020.



Management Discussion and Analysis

Processed Food Products

Processed food products were our main profit contributor. The gross margin increased from 7.4% for FY2020 to 8.4% for FY2021. The increase benefited from new products with higher profit margin.

Chilled and Frozen Chicken Meat

The gross profit margin of chilled and frozen chicken meat decreased from 5.5% for FY2020 to -8.6% for FY2021. The decrease was attributable to the decline of selling prices of chilled and frozen chicken in FY2021. Affected by the decline in price of pork, the demand and price of chilled and frozen chicken meat also declined.

Chilled and Frozen Rabbit Meat

The gross profit margin of chilled and frozen rabbit meat increased from 6.8% for FY2020 to 7.6% for FY2021. The increase was mainly due to increased portion of products with higher gross profit margin during FY2021.

Other Products

Other products were mainly pet food products, and chicken and rabbit meat by-products. The gross profit margin of other products decreased from 13.6% for FY2020 to 12.4% for FY2021. Increased cost of ocean freight for overseas sales led to the decrease in profit margin of other products.

Other Income

Other income for FY2021 was RMB41.0 million, representing an increase of RMB17.5 million from RMB23.5 million for FY2020. Other income comprised mainly gain on disposal of a subsidiary, rental income, gains arising from changes in fair value less estimated costs to sell of biological assets, interest income on financial assets and government grants amounting to RMB11.2 million, RMB7.0 million, RMB6.7 million, RMB6.5 million and RMB5.1 million, respectively. The increase in other income was mainly due to the recognition of gains on disposal of subsidiaries of RMB11.2 million (FY2020: loss of RMB0.48 million), and the recognition of gain arising from changes in fair value less estimated costs to sell of biological assets of RMB6.7 million (FY2020: net fair value loss of RMB4.2 million) as a result of an increase in market price of breeder chickens at the year end.

Selling and Distribution Expenses

Selling and distribution expenses comprised mainly salary and welfare, transportation costs, advertisement costs, etc. The reduction of marketing activities led to less advertising and promotion expenses incurred in FY2021.

Administrative Expenses

Administrative expenses comprised mainly staff costs, professional fees, depreciation charge, travelling expenses and other miscellaneous administrative expenses. The main reason for the decrease in administrative expenses was due to decrease in exchange loss in FY2021.

Other Operating Expenses

Other operating expenses for FY2021 was RMB39.1 million, representing an increase of RMB3 million from RMB36.1 million for FY2020. The increase is a net impact of the following: recognition of impairment loss on assets classified as held for sale of RMB25.6 million for FY2021 (FY2020: Nil), recognition of impairment loss on property, plant and equipment and right-of-use asset of Nil for FY2021 (FY2020: RMB27.5 million) and depreciation of investment property of RMB9.03 million for FY2021 (FY2020: RMB2.79 million).

Finance costs

Finance costs decreased by 34% to approximately RMB12.4 million for FY2021, mainly due to the decrease in average balance of bank borrowings and lower interest rate for FY2021.

Management Discussion and Analysis

Taxation

Income taxation included current year tax provision and deferred tax credit. The Group recorded deferred tax credit in FY2021 as increased losses incurred in current year and less current year tax provisions were provided.

Review of the Group's Financial Position as at 31 December 2021

The Group's property, plant and equipment ("PPE") decreased by 10.1% to approximately RMB380.7 million as at 31 December 2021 due to recognition of depreciation charges.

The investment property represented leasehold buildings in property, plant and equipment and right-of-use assets in relation to rabbit farms held to earn rental income. The investment property was stated at cost less accumulated depreciation as the fair value cannot be reliably measured since there were no active market prices for similar properties. The recognition of depreciation led to the decrease in investment property.

Right-of-use assets represented operating lease assets and prepaid premium for land leases. Depreciation charges led to the decrease in right-of-use assets.

Biological assets mainly referred to progeny rabbits and progeny chickens for sale and breeder rabbits and chickens for breeding purpose. These biological assets were valued by an independent professional valuer as at 31 December 2021 with reference to market-determined prices. The biological assets decreased by 36.2% for FY2021. In order to improve business efficiency, the Group reduced the number of breeder rabbits and progeny rabbits raised by our own farms and purchased more rabbits for production from qualified third party suppliers.

Inventories increased by 5.7% to approximately RMB127.5 million as at 31 December 2021 due to maintenance of more inventories for favorable market trend. The inventory turnover days for FY2021 were 31 days compared to 33 days for FY2020.

Trade and bills receivables increased by 38.8% to approximately RMB120.2 million as at 31 December 2021. The Group's major customers increased their procurements in December 2021 due to favorable market trend.

The pledged deposits were secured against the bills payables and a bank borrowing of the Group. The deposits pledged for bank borrowings decreased by RMB20 million for FY2021 due to the repayment of bank borrowings.

The cash and cash equivalents decreased by approximately 33.6% to approximately RMB138.6 million as at 31 December 2021. The decrease was mainly due to repayment of bank borrowings for FY2021.

Trade and bills payables increased by 53.3% to approximately RMB227.6 million as at 31 December 2021. The increase was mainly due to slow payment to suppliers.

Accrued liabilities and other payables represented payables for salary and welfare payables, accrued expenses and deposit received, decreased by 1.6% to approximately RMB116.0 million as at 31 December 2021.

The interest-bearing bank and other borrowing balances as at 31 December 2021 decreased by 54.6% to approximately RMB129.1 million after taking into account the additional borrowings of approximately RMB120.7 million and repayment of the borrowings of approximately RMB275.2 million during FY2021.

Loans from immediate holding company decreased by RMB2.9 million to RMB73.5 million as at 31 December 2021. The loan is interest-free, unsecured and repayable within one year.

Lease liabilities represented the present value of the lease payments that are not yet paid. The decrease in lease liabilities was a result of repayment of rentals during FY2021.

Management Discussion and Analysis

CAPITAL STRUCTURE

As at 31 December 2021, the Group had net assets of approximately RMB582.2 million (31 December 2020: RMB635.2 million), comprising non-current assets of approximately RMB764.5 million (31 December 2020: RMB824.6 million), and current assets of approximately RMB493.2 million (31 December 2020: RMB643.6 million). The Group recorded a net current liability position of approximately RMB106.1 million as at 31 December 2021 (31 December 2020: RMB126.9 million), which primarily consist of cash and cash equivalents balances amounted to approximately RMB138.6 million (31 December 2020: RMB208.8 million). Moreover, inventories amounted to approximately RMB127.5 million as at 31 December 2021 (31 December 2020: RMB120.6 million) and trade and bills receivables amounted to approximately RMB120.1 million as at 31 December 2021 (31 December 2020: RMB86.6 million) were also major current assets. Major current liabilities are trade and bills payables and interest-bearing bank and other borrowings which, as at 31 December 2021 amounted to approximately RMB227.6 million (31 December 2020: RMB148.5 million) and approximately RMB109.7 million (31 December 2020: RMB284.2 million) respectively.

LIQUIDITY AND FINANCIAL RESOURCES

As at 31 December 2021, the Group has cash and cash equivalent of approximately RMB138.6 million (31 December 2020: RMB208.8 million) and had total interest-bearing bank borrowings of approximately RMB120.5 million (31 December 2020: RMB275.0 million), other borrowings of approximately RMB8.6 million (31 December 2020: RMB9.2 million), amount due to a related party of approximately RMB44.5 million (31 December 2020: RMB9.4 million), loans from immediate holding company of RMB73.5 million (31 December 2020: RMB76.4 million) and lease liabilities of RMB37.4 million (31 December 2020: RMB42.0 million) respectively. The Group's interest-bearing bank borrowings and other borrowing were debts with interest rate ranging from 1.66% to 4.75% (31 December 2020: 3.35% to 5.60%) and 3.0% to 3.5% (31 December 2020: 3.0% to 3.5%) per annum, respectively.

The gearing ratio for the Group was 50.2% as at 31 December 2021 (31 December 2020: 67.8%), based on net debt of approximately RMB284.5 million (31 December 2020: RMB412.0 million) and equity attributable to Company's owners of approximately RMB566.9 million (31 December 2020: RMB608.0 million). The Group would serve its debts primarily with cash flow generated from its operation, seeking renewal of the outstanding bank borrowings and new banking facilities and exploring the availability of alternative source of financing. The Board is confident that the Group has adequate financial resources to meet its future debt repayment and support its working capital requirement and future expansion. The Group did not use any financial instruments for hedging purpose, nor use any net investment amounts in foreign currency for hedging via currency borrowing and/or other hedging instruments.

FOREIGN CURRENCY EXPOSURE

The following table details the Group's exposures as at FY2021 to foreign currency risk from the financial assets and financial liabilities denominated in a currency other than the functional currency to which the Group's entities relate:

| | USD RMB'000 | EURO RMB'000 | JPY RMB'000 | CHF RMB'000 | SGD RMB'000 | HK\$ RMB'000 |
|------------------------------|----------------|-----------------|----------------|----------------|----------------|-----------------|
| Financial assets | | | | | | |
| Trade receivables | 30,226 | – | – | – | – | – |
| Cash and bank balances | 38,788 | 3,056 | – | – | – | 1,172 |
| | 69,014 | 3,056 | – | – | – | 1,172 |
| Financial liabilities | | | | | | |
| Other borrowings | – | – | – | – | – | 8,576 |

In view of the nature of the Group's business, which spans several countries, foreign exchange risks will continue to be an integral aspect of its risk profile in the future. Currently, the Group neither has a formal foreign currency hedging policy nor conducts hedging exercise to reduce foreign currency exposure. The Group will continue to monitor its foreign exchange exposure.

Management Discussion and Analysis

CAPITAL COMMITMENTS

As at 31 December 2021, the Group's capital commitment which had been contracted for but not provided in the financial statements amounted to approximately RMB12.7 million (31 December 2020: RMB21.9 million).

CHARGE ON ASSETS

Total secured interest-bearing bank borrowings were approximately RMB120.5 million as at 31 December 2021 (31 December 2020: RMB275.0 million).

As at 31 December 2021, the Group's interest-bearing bank borrowings were guaranteed by certain related parties of the Group, secured against pledge of certain of the Group's property, plant and equipment, right-of-use assets and bank deposits.

CONTINGENT LIABILITIES

As at 31 December 2021, the Group did not have any material contingent liabilities (31 December 2020: Nil).

EMPLOYEES AND EMOLUMENT POLICY

As at 31 December 2021, the Group employed a total of 2,849 employees (31 December 2020: 2,819 employees) in the PRC. The Group's emolument policy is formulated based on the industry practices and performance of individual employee. During the year under review, the total employees costs (including Directors' emoluments) were approximately RMB195.5 million (FY2020: RMB194.5 million). The Company did not adopt any share option scheme for its employees.

SIGNIFICANT INVESTMENTS, ACQUISITIONS AND DISPOSALS

On 7 December 2020, the Group entered into the equity transfer agreements with independent third parties to dispose all the equity interest of Qingdao Kangda Haiqing Foods Company Limited ("Haiqing Foods"), an indirect wholly-owned subsidiary of the Company at an aggregate cash consideration of RMB6,624,000. Having satisfied all the terms and conditions of the equity transfer agreements, the Group ceased control of Haiqing Foods and the disposal was completed on 26 November 2021. Gain on disposal of Haiqing Foods of RMB11.2 million has been recognised in other income.

Save as disclosed above, and except for investment in subsidiaries, the Group did not hold any significant investment in equity interest in other companies. The Group did not have any material acquisitions or disposals of subsidiaries or associated companies during the year ended 31 December 2021.

PURCHASE, SALE OR REDEMPTION OF THE COMPANY'S LISTED SECURITIES

There was no purchase, sale or redemption of the Company's listed securities by the Company or any of its subsidiaries during the year ended 31 December 2021.

EVENTS AFTER THE REPORTING PERIOD

We have not identified any important events affecting the Group that have occurred since 31 December 2021.

Corporate Governance Report

(I) STATEMENT OF COMPLIANCE

It is the policy of the Company to manage the affairs of the Group in accordance with the appropriate standards for good corporate governance. Summarised below is a statement on how the Company during the year ended 31 December 2021 ("FY2021") has applied the principles and complied with the code provisions as set out in the 2021 Corporate Governance Code in effect during FY2021 (the "2021 CG Code") as contained in Appendix 14 of the Rules Governing the Listing of Securities on The Stock Exchange of Hong Kong Limited (the "Listing Rules"), save for the deviations from the Code Provision A.2.1 listed below.

On 10 December 2021, The Stock Exchange of Hong Kong Limited has announced various amendments to the Listing Rules amongst others include requirements under the new CG Code. The requirements under the new CG Code will apply to corporate governance report for financial year commencing on or after 1 January 2022. The Company will outline its corporate governance practices and structure in place to comply with the new CG Code, where appropriate, in its next annual report for the financial year ending 31 December 2022.

A. Directors

A.1 The Board

Principle

An issuer should be headed by an effective Board which should assume responsibility for its leadership and control and be collectively responsible for promoting its success by directing and supervising its affairs. Directors should take decisions objectively in the best interests of the issuer.

The Board should regularly review the contribution required from a Director to perform his responsibilities to the issuer, and whether he is spending sufficient time performing them.

| Summary of Code Provisions | Any deviations? | Governance practices of the Company |
|--|-----------------|--|
| A.1.1 At least 4 regular Board meetings should be held each year. | No | The Board has overall responsibility for the proper conduct of the Company's business. Regular Board meetings are held on a quarterly basis and ad hoc Board meetings will be held as and when required. |
| A.1.2 All Directors should be given an opportunity to include matters in the agenda for regular Board meetings. | No | Draft notice and agenda for regular Board meetings are provided to all Directors for comments and consideration and inclusion of any matters for deliberation at the meetings. |
| A.1.3 Notice of at least 14 days should be given of a regular Board meeting. For all other Board meetings, reasonable notice should be given. | No | Reasonable notice will be given for all other Board meetings. |
| A.1.4 Minutes of Board and Board Committees meetings should be kept by a duly appointed secretary of the meeting and should be open for inspection on reasonable notice by any Director. | No | Minutes of the meetings of the Board, the Audit Committee, the Nomination Committee, and Remuneration Committee are kept by the Company Secretary. Such minutes are available for inspection on reasonable notice by any Director. |

Corporate Governance Report

| Summary of Code Provisions | Any deviations? | Governance practices of the Company |
|---|-----------------|---|
| A.1.5 Draft and final versions of minutes of Board meetings should be sent to all Directors for their comments and records within a reasonable time after the Board meeting is held. | No | Draft and final versions of minutes of Board meetings are sent to all Directors for their comments and records within a reasonable time. |
| A.1.6 There should be a procedure agreed by the Board to enable Directors, upon reasonable request, to seek independent professional advice in appropriate circumstances, at the issuer's expense. | No | The Board has agreed on a procedure to enable the Directors to seek independent professional advice in appropriate circumstances, at the Company's expense, to assist them to perform their duties. |
| A.1.7 If a substantial shareholder or a Director has a conflict of interest in a material matter to be considered by the Board, the matter should be dealt with by a physical Board meeting rather than a written resolution. | No | <p>Material transactions with connected persons will be considered at Board meetings whereat the Directors may consider, if appropriate, granting approval in-principle for the proposed transactions and authorising the final forms thereof be further approved by way of circulation of written resolution or by a Board committee set up for that purpose.</p> <p>The Company's Bye-laws and the Bermuda laws allow the attendance of the Company's Directors by means of, inter alia, telephone or electronic facilities and such attendance shall be counted as attendance at a physical Board meeting.</p> |
| A.1.8 Issuer should arrange appropriate insurance cover in respect of legal action against its Directors. | No | All Directors are provided with appropriate insurance cover in respect of legal action against them. |

Corporate Governance Report

A.2 Chairman and Chief Executive

Principle

There are two key aspects of the management of every issuer – the management of the Board and the day-to-day management of business. There should be a clear division of these responsibilities to ensure a balance of power and authority, so that power is not concentrated in any one individual.

| Summary of Code Provisions | Any deviations? | Governance practices of the Company |
|--|-----------------|--|
| A.2.1 Roles of Chairman and Chief Executive should be separate and should not be performed by the same individual. | Yes | The Chairman of the Board, Mr. Fang Yu, is also the CEO. With the establishment of various Board Committees with power and authority to perform key functions and putting in place internal controls to allow effective oversight by the Board of the Group's business, the Board is of the view that these enable the Board to exercise objective decision-making in the interests of the Group. The Board believes that Mr. Fang Yu's dual role as Chairman and CEO provides the Company with strong and consistent leadership, allows for more effective and efficient planning and execution of business decisions and strategies and is beneficial to the business prospects and management of the Group. Although Mr. Fang Yu performs both the roles of Chairman and CEO, the division of responsibilities between the Chairman and CEO is clearly established. The two roles are performed by Mr. Fang Yu distinctly. The Company considers that it is the long-term objective of the Company to have these two roles performed by separate individuals when suitable candidates are identified. |
| A.2.2 The Chairman should ensure that all Directors are properly briefed on issues arising at Board meetings. | No | All Directors are properly briefed on issues arising at Board meetings. |
| A.2.3 The Chairman should ensure that Directors receive, in a timely manner, adequate information which must be accurate, clear, complete and reliable. | No | Adequate business documents and information about the Group are provided to all Directors in a timely manner. |
| A.2.4 The Chairman provides leadership for the Board and should ensure that the Board works effectively and performs its responsibilities, and that all key and appropriate issues are discussed by it in a timely manner. | No | The Board, under the leadership of the Chairman, works effectively and performs its responsibilities with all key and appropriate issues discussed in a timely manner. Comments on the draft notice and agenda of regular Board meetings and matters proposed to be included in such drafts by any Director will be duly considered before finalisation. |

Corporate Governance Report

| Summary of Code Provisions | Any deviations? | Governance practices of the Company |
|---|-----------------|---|
| A.2.5 The Chairman should ensure that good corporate governance practices and procedures are established. | No | The Board establishes and maintains good governance practices and procedures. |
| A.2.6 The Chairman should encourage all Directors to make a full and active contribution to the Board's affairs and take the lead to ensure that it acts in the best interests of the issuer. | No | All Directors are encouraged to make a full and active contribution to the Board's affairs and to voice their concerns if they have different views. Directors are given sufficient time for discussion at Board meetings. All Directors endeavour to act in the best interests of the Company. |
| A.2.7 The Chairman should at least annually hold meetings with the Independent Non-executive Directors ("INEDs") without the present of other Executive Directors. | No | During the year under review, the Chairman of the Company had held a meeting with the INEDs of the Company without the presence of other executive Directors. |
| A.2.8 The Chairman should ensure that appropriate steps are taken to provide effective communication with shareholders and that their views are communicated to the Board as a whole. | No | Shareholders' Communication Policy has been established by the Board to ensure that an effective system of communication with shareholders is in place. Shareholders are encouraged to participate in general meetings whereat members of the Board and Board Committees are available to answer their questions. |
| A.2.9 The Chairman should promote a culture of openness and debate by facilitating the effective contribution of Non-executive Directors ("NEDs") and ensuring constructive relations between Executive and NEDs. | No | All Directors are encouraged to openly share their views on the Company's affairs and issues and they are entitled to have access to Management who will respond to queries raised by the Directors as promptly and fully as possible. The Board has agreed on a procedure to enable the Directors to seek independent professional advice in appropriate circumstances, at the Company's expense, to assist them to perform their duties. |

Corporate Governance Report

A.3 Board composition

Principle

The Board should have a balance of skills and experience and diversity of perspectives appropriate to the requirements of the issuer's business. It should ensure that changes to its composition can be managed without undue disruption. It should include a balanced composition of Executive and NEDs (including INEDs) so that there is a strong independent element on the Board, which can effectively exercise independent judgement. NEDs should be of sufficient caliber and number for their views to carry weight.

| Summary of Code Provisions | Any deviations? | Governance practices of the Company |
|---|-----------------|---|
| A.3.1 INEDs should be identified in all corporate communications that disclose the names of Directors. | No | Composition of the Board at the prevailing time throughout the year, by category of Directors, including names of Executive Director(s), NED(s) and INEDs, has been disclosed in all corporate communication. |
| A.3.2 Issuer should maintain on the websites of its own and the Exchange an updated list of its Directors identifying their roles and functions and whether they are INEDs. | No | An updated list of the Company's Directors identifying their roles and functions and whether they are INEDs is available on the websites of the Company and the Exchange. |

A.4 Appointments, re-election and removal

Principle

There should be a formal, considered and transparent procedure for the appointment of new Directors. There should be plans in place for orderly succession for appointments. All Directors should be subject to re-election at regular intervals. An issuer must explain the reasons for the resignation or removal of any Director.

| Summary of Code Provisions | Any deviations? | Governance practices of the Company |
|--|-----------------|--|
| A.4.1 NEDs should be appointed for a specific term, subject to re-election. | No | The NEDs and INEDs should be appointed for a specific term, subject to re-election. The INEDs of the Company, Mr. Chan Ka Yin, Mr. Li Xu and Ms. Hui Wing Man, are each appointed by the Company for a one-year term. Their appointment may be terminated by either party giving at least one month's written notice or in accordance with the terms of their appointment letters. |
| A.4.2 All Directors appointed to fill a casual vacancy should be subject to election by shareholders at the first general meeting after appointment. Every Director should be subject to retirement by rotation at least once every three years. | No | The Company's Bye-laws conform with this code provision whereby every Director (including those appointed for a specific term) shall be subject to retirement by rotation at least once every three years and Directors appointed by the Board to fill casual vacancy shall be subject to re-election by shareholders at the first general meeting after appointment. |

Corporate Governance Report

Summary of Code Provisions

A.4.3 Re-appointment of any INED who has served more than 9 years should be subject to a separate resolution to be approved by shareholders and the papers to shareholders accompanying that resolution should include the reasons why the Board believes he is still independent and should be re-elected.

Any deviations?

No

Governance practices of the Company

There is no INED who has served more than 9 years.

A.5 Nomination Committee

Principle

In carrying out its responsibilities, the Nomination Committee should give adequate consideration to the Principles under A.3 and A.4 above.

Summary of Code Provisions

A.5.1 A Nomination Committee should be established and be chaired by the Chairman of the Board or an INED and comprises a majority of INEDs.

Any deviations?

No

Governance practices of the Company

The Board has established a Nomination Committee which is chaired by an INED. A majority of the members of the Nomination Committee are INEDs.

A.5.2 The Nomination Committee should have specific written terms of reference to include the prescribed specific duties.

No

The Nomination Committee has specific written terms of reference which contain all the specific duties as prescribed by the 2021 CG Code. Please refer to section (III)(C)(2) of this Report for the principal duties of the Nomination Committee.

A.5.3 The Nomination Committee should make available its terms of reference by including them on the websites of the Exchange and the issuer.

No

The Terms of reference of the Nomination Committee (including its role and functions) are available on the websites of the Exchange and the Company.

A.5.4 The Nomination Committee should be provided with sufficient resources to perform its duties.

No

The Nomination Committee is entitled to seek independent professional advice, at the Company's expenses, if it considers necessary in order to perform its duties.

A.5.5 Where the Board proposes a resolution to elect an individual as an INED at the general meeting, it should set out in the circular to shareholders and/or explanatory statements accompanying the notice of the relevant general meeting the reasons why it believes the individual should be elected and considers him to be independent.

No

For the proposed re-appointment of the retiring INED during the year under review, the Company has included in the circular to shareholders accompanying the notice of the relevant general meeting the reasons why the Board considered him/her to be independent and recommended him/her to be re-elected. Please refer to section (III)(C)(3) of this Corporate Governance Report for the process of re-appointment of Directors.

Corporate Governance Report

A.6 Responsibilities of Directors

Principle

Every Director must always know his/her responsibilities as a Director of an issuer and its conduct, business activities and development. Given the essential unitary nature of the Board, NEDs have the same duties of care and skill and fiduciary duties as Executive Directors.

| Summary of Code Provisions | Any deviations? | Governance practices of the Company |
|--|-----------------|--|
| A.6.1 Every newly appointed Director should receive a comprehensive, formal and tailored induction on appointment. Subsequently, he should receive such briefing and professional development as is necessary. | No | Every newly appointed Director is given relevant guideline materials regarding the duties and responsibilities of being a Director, the relevant laws and regulations applicable to the Directors, duty of disclosure of interest and business of the Group. The Directors are updated on the latest developments regarding the Listing Rules and other applicable regulatory requirement to ensure compliance and enhance their awareness of good corporate governance practices. Continuing briefings and professional development to Directors will be arranged whenever necessary. |
| A.6.2 Functions of NEDs should include the following: <ul style="list-style-type: none"> (a) participating in Board meetings to bring an independent judgement; (b) taking the lead where potential conflicts of interest arise; (c) serving on the audit, remuneration, nomination and other governance committees, if invited; and (d) scrutinising the issuer's performance in achieving agreed corporate goals and objectives, and monitoring performance reporting. | No | All INEDs of the Company in office during the year under review have duly performed these functions. |
| A.6.3 Every Director should give sufficient time and attention to the issuer's affairs. | No | The Directors continue to give appropriate time and attention to the affairs of the Company. |
| A.6.4 Written guidelines should be established by the Board for relevant employees' dealings in the securities of the issuer, which shall be on no less exacting terms than the Model Code for Securities Transactions by Directors of Listed Issuers (the "Model Code") set out in Appendix 10 of the Listing Rules. "Relevant Employee" includes any employee or a Director or employee of a subsidiary or holding company who is likely to possess inside information in relation to the Issuer or its securities. | No | The Company has adopted the Model Code as set out in Appendix 10 of the Listing Rules in force during FY2021 as its code of conduct regarding securities transactions by its Directors. The Model Code has been extended and has become equally applicable to dealings in the securities of the Company by members of Management as included in the Company's latest Annual Report or as otherwise resolved by the Board from time to time. |

Corporate Governance Report

| Summary of Code Provisions | Any deviations? | Governance practices of the Company |
|---|-----------------|--|
| <p>A.6.5 All Directors should participate in continuous professional development to develop and refresh their knowledge and skills. The issuer should be responsible for arranging and funding suitable training, placing an appropriate emphasis on the roles, functions and duties of a listed company director.</p> | <p>No</p> | <p>All Directors are provided with continuous updates and briefings on the latest changes or material developments in statutes, the Listing Rules, corporate governance practices, etc. and are encouraged to participate in continuous professional development programmes, at the Company's expenses, to update and enhance their knowledge and skills for performing Directors' roles and responsibilities.</p> <p>The Company maintains and updates a record of training received by the Directors. Please refer to sections (III)(A)(7) to (9) of this Corporate Governance Report for further details.</p> |
| <p>A.6.6 Each Director should disclose to the issuer at the time of his appointment, and in a timely manner for any change, the number and nature of offices held in public companies or organisations and other significant commitments. The identity of the public companies or organisations and an indication of the time involved should also be disclosed.</p> | <p>No</p> | <p>Each Director is required, on appointment, to disclose to the Board his directorships in public companies or organisations and other significant commitments, and provides continuous updates, on a regular basis, for any change therein, with an indication of the time involved.</p> |
| <p>A.6.7 INEDs and other NEDs, as equal Board members, should give the Board and any committees on which they serve the benefit of their skills, expertise and varied backgrounds and qualifications through regular attendance and active participation. They should also attend general meetings to gain and develop a balanced understanding of the views of shareholders.</p> | <p>No</p> | <p>During the year under review, all INEDs of the Company have given the Board and any Board Committees on which they served the benefit of their skills, expertise, varied backgrounds and qualifications through regular attendance and active participation at meetings of the Board and relevant Board Committees (as the case may be).</p> <p>The INEDs of the Company had attended Annual General Meeting ("AGM") of the Company held on 22 June 2021. They were available to answer questions thereat.</p> |
| <p>A.6.8 INEDs and other NEDs, should make a positive contribution to the development of the issuer's strategy and policies through independent, constructive and informed comments.</p> | <p>No</p> | <p>There was no other general meeting held during the year under review.</p> <p>Adequate business documents and information about the Group were provided to all Directors in a timely manner. The INEDs in office during the year under review were able to provide independent, constructive and informed comments and decisions on the development of the Company's strategy and policies.</p> |

Corporate Governance Report

A.7 Supply of and access to information

Principle

Directors should be provided in a timely manner with appropriate information in the form and quality to enable them to make an informed decision and perform their duties and responsibilities.

| Summary of Code Provisions | Any deviations? | Governance practices of the Company |
|---|-----------------|--|
| A.7.1 For regular Board meetings, and as far as practicable in all other cases, Board papers should be sent, in full, to all Directors at least 3 days (or other agreed period) before a Board or Board Committee meeting. | No | Board papers in respect of regular Board meetings, and as far as practicable in all other cases, are sent to all Directors or Board Committee members (as the case may be) at least 3 days (or other agreed period) before the relevant meetings. |
| A.7.2 Management has an obligation to supply the Board and its committees with adequate information in a timely manner. The Board and individual Directors should have separate and independent access to the issuer's Senior Management. | No | <p>The Company continues to supply the Board and its committees with adequate information in a timely manner.</p> <p>There are formal and informal contacts between the Board and the Management from time to time at Board meetings and other events.</p> |
| A.7.3 All Directors are entitled to have access to Board papers and related materials. Queries raised by Directors should receive a prompt and full response, if possible. | No | <p>Board papers, minutes and related corporate documentation are made available for inspection by all Directors.</p> <p>All Directors are entitled to have access to Management who will respond to queries raised by the Directors as promptly and fully as possible.</p> |

Corporate Governance Report

B. Remuneration of Directors and Senior Management and Board Evaluation

B.1 The level and make-up of remuneration and disclosure

Principle

An issuer should disclose its Directors' remuneration policy and other remuneration related matters. The procedure for setting policy on Executive Directors' remuneration and all Directors' remuneration packages should be formal and transparent. Remuneration levels should be sufficient to attract and retain Directors to run the company successfully without paying more than necessary. No Director should be involved in deciding his/her own remuneration.

| Summary of Code Provisions | Any deviations? | Governance practices of the Company |
|---|-----------------|---|
| B.1.1 The Remuneration Committee should consult the Chairman and/or Chief Executive about their remuneration proposals for other Executive Directors and have access to independent professional advice if necessary. | No | The Remuneration Committee consults the Chairman of the Company on formulating proposals on the remuneration of other Executive Directors (except his associates). During the financial year under review, the Remuneration Committee did not require the service of an independent professional advice. |
| B.1.2 The terms of reference of the Remuneration Committee should include, as a minimum, the prescribed specific duties. | No | Terms of reference of the Remuneration Committee contain all the specific duties as prescribed by the 2021 CG Code. Please refer to section (III)(B)(2) of this Corporate Governance Report for the principal duties of the Remuneration Committee. |
| B.1.3 The Remuneration Committee should make available its terms of reference by including them on the websites of the Exchange and the issuer. | No | Terms of reference of the Remuneration Committee (including its role and functions) are available on the websites of the Exchange and the Company. |
| B.1.4 The Remuneration Committee should be provided with sufficient resources to perform its duties. | No | The Remuneration Committee is entitled to seek independent professional advice, at the Company's expenses, if it considers necessary in order to perform its duties. |
| B.1.5 Issuers should disclose details of any remuneration payable to members of Senior Management by band in their annual reports. | No | Remuneration paid to members of Senior Management has been disclosed by band in the Company's Annual Report. Please refer to section (III)(B)(6) of this Corporate Governance Report for details of remuneration payable to members of Senior Management by band. |

Corporate Governance Report

C. Accountability and Audit

C.1 Financial reporting

Principle

The Board should present a balanced, clear and comprehensible assessment of the company's performance, position and prospects.

| Summary of Code Provisions | Any deviations? | Governance practices of the Company |
|---|------------------------|---|
| C.1.1 Management should provide sufficient explanation and information to the Board to enable it to make an informed assessment of financial and other information put before it for approval. | No | The Directors are regularly provided with relevant reports and updates on the Company's business and financial information. |
| C.1.2 Management should provide all members of the Board with monthly updates giving a balanced and understandable assessment of the issuer's performance, position and prospects in sufficient detail to enable the Board and each Director to discharge their duties. | No | All Directors are provided with monthly updates giving a balanced and understandable assessment of the Group's performance, position, recent developments and prospects, where applicable, in sufficient details to keep the Directors abreast of the Group's affairs in order to perform their duties. |

Corporate Governance Report

Summary of Code Provisions

C.1.3 The Directors should acknowledge in this Corporate Governance Report their responsibility for preparing the accounts. There should be a statement by the auditor about their reporting responsibilities in the Auditor's Report on the financial statements. Unless it is inappropriate to assume that the Company will continue in business, the Directors should prepare the accounts on a going concern basis, with supporting assumptions or qualifications as necessary. Where the Directors are aware of material uncertainties relating to events or conditions that may cast significant doubt on the issuer's ability to continue as a going concern, they should be clearly and prominently disclosed and discussed at length in this Corporate Governance Report. The Corporate Governance Report should contain sufficient information for investors to understand the severity and significance of matters. To a reasonable and appropriate extent, the issuer may refer to other parts of the Annual Report. These references should be clear and unambiguous and the Corporate Governance Report should not contain only a cross-reference without any discussion of the matter.

Any deviations?

No

Governance practices of the Company

The Directors are responsible for preparing accounts for each financial year which give a true and fair view of the financial position of the Group and of the financial performance and cash flows of the Group for the year then ended. In preparing accounts for FY2021, the Directors have:

- (i) selected suitable accounting policies and applied them consistently;
- (ii) made judgements and estimates that are prudent and reasonable; and
- (iii) prepared accounts on the going concern basis.

The Auditor's Report states the auditor's reporting responsibilities.

The Directors were aware of the material uncertainty related to going concern of the Company. Based on the accounting estimates and assumptions used in preparation of the financial statement, the Directors had reviewed and deliberated, notwithstanding that the Group's current liability exceeded its current assets and the significant bank borrowings and its short-term repayment term, considered the operations of the Group can continue as a going concern.

The Directors had also taken into consideration of the followings and were of the view that the Group will have sufficient working capital to finance its operations in the next twelve months from 31 December 2021:–

1. Expand production volume by improving the efficiency of facilities and implement measures to tighten cost controls over various operating expenses.
2. Active negotiation with banks to seek renewal of outstanding bank borrowings.
3. Active exploration of the availability of alternative source of financing.

For more details, please refer to pages 84 and 85 under Notes to the Financial Statement of this Annual Report.

Corporate Governance Report

Summary of Code Provisions

Any deviations?

Governance practices of the Company

C.1.4 The Directors should include in the separate statement containing a discussion and analysis of the group's performance in the annual report, an explanation of the basis on which the issuer generates or preserves value over the longer term and the strategy for delivering the issuer's objectives.

No

The Company's corporate strategy and long-term business model are explained in the section headed "Management Discussion and Analysis" of the Company's Annual Report.

C.1.5 The Board should present a balanced, clear and understandable assessment in annual and interim reports and other financial disclosures required by the Listing Rules; and for reports to regulators and information disclosed under statutory requirements.

No

The Board endeavours to present a balanced, clear and understandable assessment of the Group's position in all corporate communications issued under statutory and/or regulatory requirements.

C.2 Risk management and internal control

Principle

The Board is responsible for evaluating and determining the nature and extent of the risks it is willing to take in achieving the issuer's strategic objectives, and ensuring that the issuer establishes and maintains appropriate and effective risk management and internal control systems. The Board should oversee Management in the design, implementation and monitoring of the risk management and internal control systems, and Management should provide a confirmation to the Board on the effectiveness of these systems.

Summary of Code Provisions

Any deviations?

Governance practices of the Company

C.2.1 The Board should oversee the issuer's risk management and internal control systems on an ongoing basis, ensure that a review of the effectiveness of the issuer's and its subsidiaries' risk management and internal control systems has been conducted at least annually and report to shareholders that it has done so in the Corporate Governance Report. The review should cover all material controls, including financial, operational and compliance controls.

No

The Board through the Audit Committee, has conducted annual review of the effectiveness of the Group's systems of risk management and internal control, which cover all material controls including financial, operational, compliance and information technology risks.

The Board is of the view that the Group maintains reasonably sound and effective systems of risk management and internal control relevant to its level of operations.

Please refer to section (II) of this Corporate Governance Report headed "State of Risk Management and Internal Control" for the details.

C.2.2 The Board's annual review should, in particular, ensure the adequacy of resources, staff qualifications and experience, training programmes and budget of the issuer's accounting, internal audit and financial reporting functions.

No

The Company has outsourced its internal audit function to an external audit firm, namely Elite Partners Risk Advisory Services Limited. The Audit Committee and the Board are of the view that the internal auditors have the relevant qualifications and adequate resources to perform the functions effectively.

Corporate Governance Report

| Summary of Code Provisions | Any deviations? | Governance practices of the Company |
|---|-----------------|--|
| <p>C.2.3 The Board’s annual review should, in particular, consider:</p> <ul style="list-style-type: none"> (a) the changes, since the last annual review, in the nature and extent of significant risks, and the issuer’s ability to respond to changes in its business and the external environment; (b) the scope and quality of management’s ongoing monitoring of risks and of the internal control systems, and where applicable, the work of its internal audit function and other assurance providers; (c) the extent and frequency of communication of monitoring results to the Board (or Board Committee(s)); (d) significant control failings or weaknesses that have been identified during the period have had, could have had, or may in the future have, a material impact on the issuer’s financial performance or condition; and (e) the effectiveness of the issuer’s processes for financial reporting and Listing Rule compliance. | <p>No</p> | <p>The Board and the Audit Committee have through the internal auditors, conducted an annual review and considered the followings:</p> <ul style="list-style-type: none"> (a) The changes, since the last annual review, in the nature and extent of significant risks, and the Company’s ability to respond to changes in its business and the external environment. (b) The scope and quality of management’s ongoing monitoring of risks and of the internal control systems. (c) The ongoing process and detailed monitoring results of the risk management and internal control systems are shared and communicated to the Board annually. (d) No significant control failing or weakness were identified during the period which have had, could have, or may in the future have, a material impact on the Company’s financial performance or condition. (e) The Company’s processes for financial reporting and Listing Rule compliance have been operating effectively. |

Corporate Governance Report

| Summary of Code Provisions | Any deviations? | Governance practices of the Company |
|---|-----------------|---|
| <p>C.2.4 Issuer should disclose, in the Corporate Governance Report, a narrative statement on how it has complied with the risk management and internal control code provisions during the reporting period. In particular, it should disclose:</p> <ul style="list-style-type: none"> (a) the process used to identify, evaluate and manage significant risks; (b) the main features of the risk management and internal control systems; (c) an acknowledgement by the Board that it is responsible for the risk management and internal control systems and reviewing their effectiveness; (d) the process used to review the effectiveness of the risk management and internal control systems and to resolve material internal control defects; and (e) the procedures and internal control for the handling and dissemination of inside information. | <p>No</p> | <p>The Board has the ultimate responsibilities for the Group’s risk management and internal control systems, which are managed through a number of practices and related policies and procedures established and renewed from time to time which were assessed, on the effectiveness and compliance, from time to time. The internal auditors report directly to the Audit Committee. In addition, internal control systems covering areas in relation to the Group’s business nature and activities under the Committee of Sponsoring Organizations of the Treadway Commission framework were adopted.</p> <p>Please refer to section (II) of this Corporate Governance Report headed “State of Risk Management and Internal Control” for further details of the Group’s risk management and internal control systems and the key process and procedures involved in the respective areas as required to be disclosed in this Report.</p> <p>With respect to procedures and internal controls for the handling and dissemination of inside information, the Group ensure that the inside information of the Group is to be disseminated to public in equal and timely manner in accordance with the applicable laws and regulations.</p> |
| <p>C.2.5 Issuer should have an internal audit function.</p> | <p>No</p> | <p>The Company has outsourced its internal audit function to an external audit firm, namely Elite Partners Risk Advisory Services Limited.</p> |

Corporate Governance Report

C.3 Audit Committee

Principle

The Board should establish formal and transparent arrangements to consider how it will apply financial reporting, risk management and internal control principles and maintain an appropriate relationship with the issuer's Auditors. The Audit Committee established under the Listing Rules should have clear terms of reference.

| Summary of Code Provisions | Any deviations? | Governance practices of the Company |
|---|-----------------|--|
| C.3.1 Minutes of Audit Committee meetings should be kept by a duly appointed secretary of the meeting. Draft and final versions of minutes of the meetings should be sent to all committee members for their comments and records within a reasonable time after the meeting. | No | Minutes of the Audit Committee meetings are kept by the Company Secretary as Secretary of the Audit Committee. Draft and final versions of minutes of Audit Committee meetings are sent to all committee members for their comments and records within a reasonable time. |
| C.3.2 A former partner of the issuer's existing auditing firm should be prohibited from acting as a member of its Audit Committee for a period of 2 years from the date of his ceasing: (a) to be partner of the firm; or (b) to have any financial interest in the firm, whichever is later. | No | None of the Directors who served on the Audit Committee during the year under review were former partners of the external auditor. |
| C.3.3 The Audit Committee's terms of reference should include at least the prescribed specific duties. | No | The terms of reference of the Audit Committee contain at least the specific duties as prescribed by the 2021 CG Code in force during the year. Please refer to section (III)(D)(2) of this Corporate Governance Report for the principal duties of the Audit Committee. |
| C.3.4 The Audit Committee should make available its terms of reference by including them on the websites of the Exchange and the issuer. | No | The terms of reference of the Audit Committee (including its role and functions) are available on the websites of the Exchange and the Company. |
| C.3.5 Where the Board disagrees with the Audit Committee's view on the selection, appointment, resignation or dismissal of the external auditors, the issuer shall include in this Corporate Governance Report a statement from the Audit Committee explaining its recommendation and the reasons why the Board has taken a different view. | No | The Audit Committee recommended to the Board that, subject to shareholders' approval at the forthcoming AGM, BDO Limited be re-appointed as the external auditor. The Board endorsed the Audit Committee's recommendation on the re-appointment of the external auditor. |

Corporate Governance Report

| Summary of Code Provisions | Any deviations? | Governance practices of the Company |
|--|-----------------|---|
| C.3.6 The Audit Committee should be provided with sufficient resources to perform its duties. | No | The Audit Committee is entitled to seek independent professional advice, at the Company's expenses, if it considers necessary in order to perform its duties. |
| C.3.7 The terms of reference of the Audit Committee should also require it to review arrangements employees of the issuer can use, in confidence, to raise concerns about possible improprieties in financial reporting, internal control or other matters, and to ensure that proper arrangements are in place for fair and independent investigation of these matters and for appropriate follow-up action; and to act as the key representative body for overseeing the issuer's relations with the external auditor. | No | The terms of reference of the Audit Committee contain at least the specific duties as prescribed by the 2021 CG Code in force during the year. Please refer to section (III)(D)(2) of this Corporate Governance Report for the principal duties of the Audit Committee. |

D. Delegation by the Board

D.1 Management functions

Principle

An issuer should have a formal schedule of matters specifically reserved for Board approval. The Board should give clear directions to Management on the matters that must be approved by it before decisions are made on the issuer's behalf.

| Summary of Code Provisions | Any deviations? | Governance practices of the Company |
|--|-----------------|--|
| D.1.1 When the Board delegates aspects of its management and administration functions to Management, it must also give clear directions as to the management's powers. | No | The Board delegates management and administration functions to Management as it considers appropriate from time to time, with clear directions as to the Management's powers including circumstances where Management shall report back and obtain prior Board approval. |

Corporate Governance Report

| Summary of Code Provisions | Any deviations? | Governance practices of the Company |
|---|-----------------|---|
| D.1.2 The issuer should formalise the functions reserved to the Board and those delegated to Management and review those arrangements periodically. | No | <p>There is a formal schedule of matters reserved for the Board's decision, including:</p> <ul style="list-style-type: none"> (i) Mergers and acquisitions; (ii) Investments and divestments; (iii) Acquisitions and disposals of assets; (iv) Major corporate policies on key area of operations; (v) Acceptances of bank facilities; (vi) Annual budget; (vii) Release of Group's half year and full year results; and (viii) Those matters which are likely to have a material impact on the Group's operating units and/or financial position as well as matters other than in the ordinary course of business. |
| D.1.3 The issuer should disclose the respective responsibilities, accountabilities and contributions of the Board and Management. | No | Please refer to sections (III)(A)(1), (2) and (3) of this Corporate Governance Report for the respective responsibilities, accountabilities and contributions of the Board and Management. |
| D.1.4 Issuers should have formal letters of appointment for Directors who should clearly understand delegation arrangements in place. | No | A formal letter of appointment setting out the key terms and conditions of appointment had been entered into between the Company and individual Directors. Each Director understands the delegation arrangements in place. |

Corporate Governance Report

D.2 Board Committees

Principle

Board committees should be formed with specific written terms of reference which deal clearly with their authority and duties.

| Summary of Code Provisions | Any deviations? | Governance practices of the Company |
|---|-----------------|--|
| D.2.1 The Board should give sufficiently clear terms of reference to Board Committees. | No | Clear terms of reference have been adopted for the Board Committees of the Company, namely the Audit Committee, the Remuneration Committee and the Nomination Committee. |
| D.2.2 The terms of reference of Board Committees should require them to report back to the Board on their decisions or recommendations, unless there are legal or regulatory restriction on their ability to do so. | No | This term has been included in the terms of reference of the relevant Board Committees. |

D.3 Corporate Governance Functions

| Summary of Code Provisions | Any deviations? | Governance practices of the Company |
|---|-----------------|---|
| D.3.1 The terms of reference of the Board (or a committee(s) performing the corporate governance functions) should include, as a minimum, the prescribed specific duties. | No | Terms of reference of the Board contain all the specific corporate governance duties as prescribed by the 2021 CG Code. Please refer to section (III)(A)(6) of this Corporate Governance Report for the principal corporate governance duties of the Board. |
| D.3.2 The Board should perform or delegate to a committee or committees to perform the prescribed corporate governance duties. | No | The Board is responsible for performing the corporate governance duties as prescribed by the 2021 CG Code. |

Corporate Governance Report

E. Communication with Shareholders

E.1 Effective communication

Principle

The Board should be responsible for maintaining an on-going dialogue with shareholders and in particular, use AGMs or other general meetings to communicate with them and encourage their participation.

| Summary of Code Provisions | Any deviations? | Governance practices of the Company |
|---|-----------------|---|
| E.1.1 A separate resolution on each substantially separate issue should be proposed by the Chairman of a general meeting to avoid "bundling" resolutions unless they are interdependent and linked and in such case, the reasons and material implications should be explained in the notice of meeting. | No | A separate resolution is proposed on each substantially separate issue at a general meeting. |
| E.1.2 Chairman of the Board should attend the AGM and invite the Chairmen of the Audit, Remuneration, Nomination and any other Committees (as appropriate) to attend and in their absence, invite another member of the committee or failing this, his duly appointed delegate, to attend. These persons should be available to answer questions at the AGM. Management should ensure the external auditor attend the AGM to answer questions about the conduct of the audit, the preparation and content of the auditors' report, the accounting policies and auditor independence. | No | Chairman of the Board, Chairmen of Audit Committee, Remuneration Committee, Nomination Committee and members of the Audit, Remuneration and Nomination Committees including the external auditor of the Company attended and were available to answer questions at the 2021 AGM. |
| E.1.3 The issuer should arrange for the notice to shareholders to be sent for AGMs at least 20 clear business days before the meeting and to be sent at least 10 clear business days for all other general meetings. | No | More than 20 clear business days' notice period had been given for the AGM held on 22 June 2021. |
| E.1.4 The Board should establish a shareholders' communication policy and review it regularly to ensure its effectiveness. | No | Shareholders' Communication Policy has been established by the Board and will be reviewed regularly to ensure its effectiveness. |
| E.1.5 The issuer should have a policy on payment of dividends and should disclose it in the annual report. | No | The Group has a dividend policy but does not have a fix percentage of its distributable income. The policy on distribution of dividend depends on the results of the Group's cash flow and financial position, capital expenditure plan, debt repayment schedule, dividends received from its subsidiaries, industry conditions and prospects, and other factors deemed relevant by the Board of Directors. |

Corporate Governance Report

E.2 Voting by poll

Principle

The issuer should ensure that shareholders are familiar with the detailed procedures for conducting a poll.

| Summary of Code Provisions | Any deviations? | Governance practices of the Company |
|--|-----------------|--|
| E.2.1 The Chairman of a meeting should provide an explanation on the detailed procedures for conducting a poll and answer any questions from shareholders on voting by poll. | No | For 2021 AGM, the procedures for conducting a poll had been properly explained during the Company's general meeting proceedings. |

F. Company Secretary

Principle

The Company Secretary plays an important role in supporting the Board by ensuring good information flow within the Board and that board policy and procedures are followed. The Company Secretary is responsible for advising the Board through the Chairman and/or the Chief Executive on governance matters and should also facilitate induction and professional development of Directors.

| Summary of Code Provisions | Any deviations? | Governance practices of the Company |
|---|-----------------|---|
| F.1.1 The Company Secretary should be an employee of the issuer and have day-to-day knowledge of the issuer's affairs. Where an issuer engages an external service provider as its company secretary, it should disclose the identity of a person with sufficient seniority (e.g. chief legal counsel or chief financial officer) at the issuer whom the external provider can contact. | No | Mr. Chen Xi, an employee of the Company was appointed as the Company Secretary with effect from 29 November 2019. His profile can be found on section entitled "Key Management" of the Company's Annual Report. |
| F.1.2 The Board should approve the selection, appointment or dismissal of the Company Secretary. | No | The selection, appointment or dismissal of the Company Secretary shall be approved by the Board as appropriate at Board meeting, as and when the occasion arises. |
| F.1.3 The Company Secretary should report to the Board Chairman and/or the Chief Executive. | No | The Company Secretary reports to the Board of Directors on Board matters. |
| F.1.4 All Directors should have access to the advice and services of the Company Secretary to ensure that Board procedures, and all applicable law, rules regulations, are followed. | No | All Directors have access to the advice and services of the Company Secretary on Board procedures and corporate governance matters as and when required. |

Corporate Governance Report

(II) STATE OF RISK MANAGEMENT AND INTERNAL CONTROL

(A) Board responsibilities

The Board, in addition to its statutory responsibilities to protect and enhance long-term shareholders' values, is responsible for the overall performance of the Group. It provides effective leadership, sets the Company's values and standards and ensures that the necessary financial and human resources are in place for the Company to achieve its objectives.

(B) Internal controls

The Board recognises that it is responsible for the overall internal controls framework, but accepts that no cost effective internal control system will preclude all errors and irregularities, as the system is designed to manage rather than eliminate the risk of failure to achieve business objectives, and can only provide reasonable and not absolute assurance against material misstatement or loss.

The Company does not have a risk management committee. However, Management regularly reviews the Company's business and operational activities to identify areas of significant business risks as well as appropriate measures to control and mitigate these risks. Management reviews all significant control policies and procedures and highlights all significant matters to the Board and Audit Committee. During the year, the Company's internal auditors were engaged to review the Group's business and operational activities and identify the significant risk areas and to recommend the appropriate measures to mitigate these risks.

The Audit Committee also reviews the effectiveness of the actions taken by Management on the recommendations made by the internal and external auditors and ensures that there are follow-up actions on the implementation. The effectiveness of the internal financial control systems and procedures is monitored by Management.

The Company has outsourced its internal audit function to an external audit firm namely, Elite Partners Risk Advisory Services Limited. The internal audit of the Group covers the review of financial, operational, information technology, compliance controls and risk management functions of the Group. Non-compliance and internal control weaknesses noted during the internal audits and their recommendations thereof are reported to the Audit Committee including Management's responses. The Audit Committee will review these findings and ensure that the recommendations are implemented. The internal auditors will follow up on the implementations in their next audit review.

The internal auditors report directly to the Audit Committee Chairman on internal audit matters and to the CEO on administrative matters.

The Audit Committee is of the view that the internal auditors have adequate resources to perform the internal audit function and have, to the best of their ability, maintained their independence from the audit activities. The Audit Committee reviews the adequacy and effectiveness of the internal audit function annually to ensure that the internal audit resources are adequate and that the internal audits are performed effectively.

The Board concurred with the Audit Committee's view, and supported by the management report and internal audit findings, reviewed the risk management and internal control system, including the financial, operational and compliance controls, for the reporting period, and considered that such system are effective and adequate.

The Group's financial risk management is disclosed under Note 43 of the Notes to the Financial Statements on pages 141 to 149 of this Annual Report.

(C) Statement from Directors

Based on the internal controls established and maintained by the Group, reviews conducted by the internal auditors, the Board, with the concurrence of the Audit Committee, is of the opinion that the internal controls and risk management system addressing the Group's financial, operational, compliance and information technology risks are sound and effective as at 31 December 2021. Management will continue to focus on improving the standard of internal controls and corporate governance.

Corporate Governance Report

(III) OTHER INFORMATION

In addition to the information disclosed above, set out below is other information required to be disclosed pursuant to the rules on Corporate Governance Report contained in Appendix 14 to the Listing Rules in force during the FY2021.

(A) Board of Directors

- (1) The Board is responsible for the overall performance of the Group. It provides effective leadership, sets the Company's values and standards and ensures that the necessary financial and human resources are in place for the Company to achieve its objectives. The Board consists of five (5) EDs and three (3) INEDs.
- (2) The Board delegates management and administration functions to Management as it considers appropriate from time to time, with clear directions as to the Management's powers including circumstances where Management shall report back and obtain prior Board approval. There is a formal schedule of matters reserved for the Board's decision, including:
 - (a) Mergers and acquisitions;
 - (b) Investments and divestments;
 - (c) Acquisitions and disposals of assets;
 - (d) Major corporate policies on key area of operations;
 - (e) Acceptances of bank facilities;
 - (f) Annual budget;
 - (g) Release of Group's interim and full year results; and
 - (h) Those matters which are likely to have a material impact on the Group's operating units and/or financial position as well as matters other than in the ordinary course of business.
- (3) The Board is collectively responsible for performing the corporate governance duties, including, inter alia, developing, reviewing and monitoring compliance with the Company's policies and practices on corporate governance to ensure that they accord with the appropriate standards for good corporate governance.
- (4) The Company has adopted the Model Code for Securities Transactions by Directors of Listed Issuers (the "Model Code") as set out in Appendix 10 of the Listing Rules in force during FY2021 as its code of conduct regarding securities transactions by its Directors. Each of the Directors has confirmed, following specific enquiry by the Company, that during the year from 1 January 2021 to 31 December 2021 (both dates inclusive), he/she has complied with the required standard set out in the Model Code as contained in Appendix 10 of the Listing Rules in force during the said year.

Corporate Governance Report

- (5) Details of Directors' attendance at the Board, Board Committees and General meetings, held for FY2021 are set out in the table below:

| Meetings of | Board | AC | NC | RC | General Meeting |
|-------------------------------------|-------|----------------|----------------|----------------|-----------------|
| <i>Total held in FY2021</i> | 4 | 3 | 1 | 1 | 1 |
| Attendance Record | | | | | |
| EXECUTIVE DIRECTORS | | | | | |
| Fang Yu (<i>Chairman and CEO</i>) | 4 | 3 [#] | 1 | 1 [#] | 1 |
| Gao Yanxu | 4 | 3 [#] | 1 [#] | 1 [#] | 1 |
| An Fengjun | 4 | 3 [#] | 1 [#] | 1 [#] | 1 |
| Luo Zhenwu | 4 | 3 [#] | 1 [#] | 1 | 1 |
| Li Wei | 4 | 3 [#] | 1 [#] | 1 [#] | 1 |
| INEDs | | | | | |
| Chan Ka Yin | 4 | 3 | 1 | 1 | 1 |
| Li Xu | 4 | 3 | 1 | 1 | 1 |
| Hui Wing Man | 4 | 3 | 1 | 1 | 1 |

[#] By invitation

- (6) The principal corporate governance functions of the Board include the following:
- review and monitor the training and continuous professional development of Directors and senior management;
 - review and monitor the Company's policies and practices on compliance with legal and regulatory requirements;
 - approve policy initiatives, strategies and financial objectives of the Group and monitor the performance of management of the Company, including the release of financial results and timely announcements of material transactions;
 - approve annual budgets, major funding proposals, investment and divestment proposals, acquisitions and disposals of assets and convening of shareholders' meetings;
 - oversee the processes for evaluating the adequacy of internal controls, risk management including financial, operational, information technology and compliance risk areas identified by the Audit Committee that are required to be strengthened for assessment and its recommendation on actions to be taken to address and monitor the areas of concern;
 - oversee the enterprise risk management framework and program;
 - recommend the declaration of dividends;
 - approve all Board appointments and re-appointments/re-elections as well as appointments of key management personnel;
 - oversee proper conduct of the Company's business and assume responsibility for corporate governance;
 - ensure that the financial statements which give a true and fair view of the Company for each financial period are prepared in accordance with the International Financial Reporting Standards;

Corporate Governance Report

- (k) review the Company's policies and practices on corporate governance;
 - (l) ensure the Company's compliance with the 2021 CG Code and disclosure in the Corporate Governance Report, taking into account the related reports and views of the Board Committees in their respective areas; and
 - (m) develop, review and monitor the code of conduct applicable to employees and Directors.
- (7) All Directors are committed to participate in continuous professional development programmes to update and enhance their knowledge and skills for performing Directors' roles and responsibilities, and would update and confirm to the Company, on a regular basis, the related programmes attended and training received by them. The Company maintains and updates a record of training received by each Director accordingly.
- (8) New Directors, on appointment, will be given a comprehensive formal induction covering the Group's businesses and the statutory and regulatory obligations of a Director of a listed company. All Directors are also furnished with continuous updates and briefings on the latest changes or material developments in statutes, the Listing Rules, and corporate governance practices, etc. The updates and briefings covered a broad range of topics including, inter alia, Directors' duties, dealing in securities by Directors, disclosure obligation of inside information, financial information and general information, and rules and regulations relating to notifiable transactions, connected transactions and corporate governance. During the year 2021, all Directors are provided with monthly updates giving a balanced and understandable assessment of the Group's performance, position, recent developments and prospects, where applicable, in sufficient details to keep the Directors abreast of the Group's affairs in order to perform their duties.
- (9) Pursuant to the code provision A.6.5 of the 2021 CG Code for the FY2021, all Directors had participated in continuous professional development in the following manner:

| | Type of trainings |
|--------------|--------------------------|
| Fang Yu | A, B & C |
| Gao Yanxu | A, B & C |
| An Fengjun | A, B & C |
| Luo Zhenwu | A, B & C |
| Li Wei | A, B & C |
| Chan Ka Yin | A, B & C |
| Li Xu | A, B & C |
| Hui Wing Man | A, B & C |

- A: attending internal briefing session in relation to corporate governance
- B: attending seminars/courses/conference to develop professional skills and knowledge
- C: receiving recent changes to the accounting standards and regulatory update and update by CEO/CFO on business and strategic developments of the Group

- (10) There is no relationship (including financial, business, family or other material/relevant relationship(s) between members of the Board.
- (11) For FY2021, the Board had carried out their duties as stated in item (6) above.

Corporate Governance Report

(B) Remuneration Committee

- (1) The Remuneration Committee, regulated by a set of written terms of reference, comprises the following Directors:

INEDs

Li Xu

Chan Ka Yin

Hui Wing Man

(Chairman)

Executive Director

Luo Zhenwu

- (2) The principal duties of the Remuneration Committee include the following:
- (a) review and recommend to the Board a framework of remuneration for the Board and key management personnel;
 - (b) review and recommend Directors' fees for NEDs and INEDs, which are subject to shareholders' approval at the AGM;
 - (c) assess, review and recommend the remuneration packages of the Executive Directors, key management personnel and those employees related to the Directors, CEO or Controlling Shareholders of the Company;
 - (d) review and approve compensation payable to Executive Directors and key management personnel for any loss or termination of office or appointment to ensure that it is consistent with contractual terms and is otherwise fair and not excessive;
 - (e) review the service contract of the CEO and Executive Directors (if any), and letters of appointment of Non-Executive Directors;
 - (f) recommend to the Board on share option or long-term incentive schemes which may be set up from time to time; and
 - (g) undertake such other functions and duties as may be delegated by the Board.
- (3) The Executive Directors' service agreements comprise a salary and a performance bonus to be determined at the discretion of the Board.

The Remuneration Committee had recommended to the Board an amount of HKD360,000 as Directors' fees for the INED for FY2022, taking into account factors such as effort, time spent and responsibilities of the Directors. The Board will table this at the forthcoming AGM for shareholders' approval.

The annual review of the remuneration packages of all Directors and key management personnel was carried out by the Remuneration Committee to ensure that their remuneration commensurate with their duties and responsibilities, performance, qualifications and experience as well as the Company's performance. For FY2021, the Remuneration Committee is satisfied with the remuneration packages of the Executive Directors and key management personnel and recommended the same for Board's approval. The Board had approved the Remuneration Committee's recommendation accordingly.

The Remuneration Committee would also in consultation with Management determine the target profit (the "Target Profit") for each financial year for the Executive Directors to achieve. The Target Profit which refers to the consolidated profit after tax and non-controlling interests (excluding extraordinary and exceptional items), would determine the performance incentive of the Executive Directors. For FY2021, no performance incentive was recommended as the Target Profit was not met.

Corporate Governance Report

The Executive Directors and key management personnel of the Group are rewarded based on actual results and no other incentives, the Group does not use any contractual provisions to reclaim incentive components of remuneration from its Executive Directors and key management personnel in exceptional circumstances of misstatement of financial results, or of misconduct resulting in financial loss of the Group.

The objective of the remuneration policies is to ensure that the Directors would be provided with the appropriate incentives to encourage enhanced performance and are, in a fair and reasonable manner, rewarded for their individual contributions to the success of the Group.

Each member of the Remuneration Committee had abstained from voting on any resolutions and making recommendations and/or participating in any deliberations of the Remuneration Committee in respect of his/her remuneration package or fees.

- (4) No Director or any of his/her associates is involved in deciding his/her own remuneration.
- (5) For FY2021, the Remuneration Committee had in general carried out its duties as stated in item (2) above.
- (6) The breakdown of each individual Director's remuneration, showing the level and mix for FY2021, is as follows:

| Name of Director | Salary | Bonus | Director's fees | Other benefits | Total |
|------------------|---------|---------|-----------------|----------------|---------|
| | RMB'000 | RMB'000 | RMB'000 | RMB'000 | RMB'000 |
| Fang Yu | - | - | 4,084 | - | 4,084 |
| Gao Yanxu | - | - | - | - | - |
| An Fengjun | 117 | - | - | - | 117 |
| Luo Zhenwu | - | - | 1,388 | - | 1,388 |
| Li Wei | - | - | 3,675 | - | 3,675 |
| Chan Ka Yin | - | - | 98 | - | 98 |
| Li Xu | - | - | 98 | - | 98 |
| Hui Wing Man | - | - | 98 | - | 98 |

The total remuneration paid to the senior management personnel, excluding Directors, amounted to RMB2,504,000 during FY2021.

The Group does not have a share-option or long-term incentive scheme in place.

The emoluments paid or payable to members of senior management under code provision B.1.5 of the 2021 CG Code were within the following bands:

| | 2021 No. of individuals | 2020 No. of individuals |
|--|----------------------------|----------------------------|
| Nil to HK\$1,000,000 (equivalent to Nil to RMB831,000) | - | - |
| HK\$1,000,001 to HK\$1,500,000 (equivalent to RMB831,000 to RMB1,340,000) | 1 | 1 |
| HK\$1,500,001 to HK\$2,000,000 (equivalent to RMB1,340,000 to RMB1,786,000) | 1 | 1 |
| | 2 | 2 |

Corporate Governance Report

(C) Nomination Committee

- (1) The Nomination Committee is regulated by a set of written terms of reference. The majority, including the Nomination Committee Chairman, are INEDs. The Nomination Committee Chairman is not associated in any manner with any substantial shareholder of the Company.

The members of the Nomination Committee are as follows:

INEDs

Hui Wing Man

(Chairman)

Chan Ka Yin

Li Xu

Executive Director

Fang Yu

- (2) The duties of the Nomination Committee shall include, but shall not be limited to the following:
- (a) review the structure, size, composition and diversity (including without limitation, gender, age, cultural and educational background, ethnicity, professional experience, skills, knowledge and length of service) of the Board at least annually and make recommendations on any proposed changes to the Board to complement the Company's corporate strategy;
 - (b) determine the policy for the nomination of directors, identify individuals suitably qualified to become members of the Board and may select or make recommendations to the Board on the selection of individuals nominated for directorship. In identifying suitable individuals, the Nomination Committee shall consider individuals on merit and against the objective criteria, with due regard for the benefits of diversity of the Board;
 - (c) make recommendations to the Board on the appointment or re-appointment of directors and succession planning for directors, in particular the chairman and the chief executive, taking into account the Company's corporate strategy and the mix of skills, knowledge, experience and diversity needed in the future;
 - (d) assess the independence of INEDs;
 - (e) do any such things to enable the Nomination Committee to discharge its powers and functions conferred on it by the Board;
 - (f) review the nomination procedures and the process and criteria for the identification, selection and nomination of candidates for directorship for the Board's approval;
 - (g) review the Corporate Governance Report in the annual report for the Board's approval including disclosures on director independence, the policy for the nomination of directors performed by the Nomination Committee during the year; and
 - (h) conform to any requirement, direction, and regulation that may from time to time be prescribed by the Board or contained in the Company's constitution or imposed by legislation.
- (3) The Nomination Committee will review the performance of each of the Directors and will recommend to the Board if their term of office would be renewed. The Remuneration Committee will review and recommend to the Board if there were any changes to their existing remuneration packages.

The Company is committed to building a diverse, inclusive and collaborative culture in supporting the attainment of its strategic objective and its sustainable development. All Board appointments are made based on merit, in the context of the skills, experience, independence, background, gender, age, ethnicity, knowledge and other relevant factors which the Board as a whole requires to be effective.

Corporate Governance Report

The Nomination Committee has in place formal, written procedures for making recommendations to the Board on the selection and appointment of Directors. Such procedures would be activated when a vacancy on the Board arises or when the Board is considering making a new Board appointment either to enhance the core competency of the Board or for purpose of progressive renewal of the Board.

In identifying suitable candidates, the Nomination Committee may:

1. advertise or use the services of external advisers to facilitate a search;
2. approach alternative sources such as the Hong Kong Institute of Directors; or
3. consider candidates from a wide range of backgrounds from internal or external sources.

After short listing the candidates, the Nomination Committee shall:

- (a) consider and interview all candidates on merit against objective criteria, taking into consideration that appointees have enough time available to devote himself or herself to the position; and
- (b) evaluate and agree to a preferred candidate for recommendation to and appointment by the Board.

The Nomination Committee is to determine if a Director has been adequately carrying out the duties as a Director of the Company, particularly if he has multiple board representations. In view of this, the Nomination Committee having considered the confirmations from all the Non-Executive Directors, concluded that such multiple board representations, if any, do not hinder each Director from carrying out his duties as a Director of the Company. The Board concurred with the Nomination Committee's views.

The Nomination Committee is of the view that putting a maximum limit on the number of listed company board representations is arbitrary, given that time requirements for each company vary, and every individual is made differently, thus one should not be presumptive as sufficiency of time cannot be objectively determined in all situations. The Board and the Nomination Committee are also satisfied that sufficient time and attention have been accorded by these Directors to the affairs of the Company. Save for Mr. Li Xu and Mr. Chan Ka Yin, who sits on 2 listed companies including the Company, none of the Directors sits on other listed companies.

In accordance with the Company's Bye-laws, each Director is required to retire at least once in every three years by rotation and all newly appointed Directors will have to retire at the next annual general meeting ("AGM") following their appointments. The retiring Directors are eligible to offer themselves for re-election.

Mr. Fang Yu, Mr. Luo Zhenwu and Mr. Chan Ka Yin will retire pursuant to the Company's Bye-law 86(1) at the forthcoming AGM and being eligible for re-election, have offered themselves for re-election.

In recommending the Directors for re-appointment, the Nomination Committee has taken into account the board diversity policy, the attendance and participation of the retiring Directors at Board and Board Committee meetings, their contributions to the business and operation of the Company, Board processes, the expertise and experience required for the overall operation of the Company as well as the Directors' cultural and educational background, gender, age, and other factors. Further, in recommending the retiring INED, Mr. Chan Ka Yin for re-appointment, the Nomination Committee considered his performance and contribution of, having regards not only to his attendance and participation at Board and Board Committees meetings but also the time and efforts devoted to the Group's business and affairs, and was satisfied that Mr. Chan Ka Yin has the required integrity, skills and experience to continue fulfilling the role of an INED. Based on the notification letter submitted by Mr. Chan Ka Yin to the Company, he does not hold seven or more listed company directorships. The Nomination Committee is of the view that Mr. Chan Ka Yin meets the independence guidelines set out in Rule 3.13 of the Listing Rules and is independent in accordance with the aforesaid independence guidelines.

The Nomination Committee had recommended to the Board the re-election of Mr. Fang Yu, Mr. Luo Zhenwu and Mr. Chan Ka Yin as Directors at the forthcoming AGM. The Board had accepted the Nomination Committee's recommendation.

Corporate Governance Report

Each member of the Nomination Committee and/or Director shall abstain from voting on any resolutions and/or participating in deliberation in respect of his re-election as Director. Accordingly, Mr. Fang Yu, Mr. Luo Zhenwu and Mr. Chan Ka Yin had abstained from voting on any resolutions and making any recommendations/participating in respect of their nomination for re-election as Directors.

An evaluation of the Board performance is conducted annually by the Nomination Committee to assess the effectiveness of the Board as a whole which examines factors such as Board composition, information flow to the Board, Board procedures, Board accountability, and standards of conduct of the Board members.

For the year under review, the Nomination Committee had conducted a Board performance evaluation. The results of the Board performance evaluation were collated and presented to the Nomination Committee for discussion with comparatives from the previous year's results. The Nomination Committee was generally satisfied with the results of the Board performance evaluation for FY2021, which indicated areas of strengths and those that could be improved further. No significant issues were identified. The Nomination Committee presented the results to Board members who agreed to work on those areas that could be improved further, if any.

The Nomination Committee was of the view that given the business nature of the Group, the cohesiveness of the Board members and that the same independent non-executive Directors sit on the various Board Committees, there would not be any value added in having separate assessments of Board committees.

- (4) For FY2021, the Nomination Committee had in general carried out its duties as stated in item (2) above.

(D) Audit Committee

- (1) The Audit Committee, regulated by a set of written terms of reference, comprises three members, all of whom are INEDs. The members of the Audit Committee are:

INEDs

Chan Ka Yin

(Chairman)

Li Xu

Hui Wing Man

- (2) The Board is of the view that the members of the Audit Committee are appropriately qualified, having the necessary accounting or related financial management expertise or experience as the Board interprets such qualification to discharge their responsibilities:

The principal functions of the Audit Committee are to:

- (a) review the interim and annual financial statements of the Company before submission to the Board for adoption focusing in particular, on changes in accounting policies and practices, major risk and judgmental areas, significant adjustments resulting from the audit, the going concern assumptions and any qualification, compliance with accounting standards as well as compliance with statutory and regulatory requirements;
- (b) review with the external auditors, their scope, audit plans and audit reports as well as any suspected fraud or irregularity, or suspected infringement of any relevant laws, rules or regulation, which has or is likely to have a material impact on the Group's operating results or financial position, and Management's response thereto;
- (c) approve the internal and external audit plans and review results of their audits and recommendations as well as Management's responses to the recommendations;
- (d) review the assistance given by Management to the internal and external auditors to facilitate their audits and concerns, if any, arising from the interim and final audits, and any matters which the auditors may wish to discuss (in the absence of Management at least once a year and where necessary);
- (e) review and approve the appointment or re-appointment of internal and external auditors and matters relating to resignation or dismissal of the auditors;



Corporate Governance Report

- (f) ensure that arrangements are in place for staff of the Group and any other persons may, in confidence, raise concerns about possible improprieties in financial reporting or, other matters;
- (g) review annually the scope and results of the audit and its cost effectiveness as well as the independence and objectivity of the external auditors, including the volume of non-audit services provided by the external auditors to satisfy itself that the nature and extent of such services will not prejudice the independence and objectivity of the external auditors before confirming their nomination;
- (h) manage potential conflicts of interests, if any;
- (i) undertake such other functions and duties as may be required by the statute or the Listing Manual of the SGX-ST and the Listing Rules; and
- (j) ensure the adequacy and effectiveness of the Group's internal controls including financial, operational, compliance, information technology controls and risk management system in order for the Board to provide an opinion on the adequacy of such controls.

The Audit Committee has the explicit powers to conduct or authorise investigation into any of the abovementioned matters.

The Audit Committee meets at least twice a year and when deemed appropriate to carry out its functions as sets out under its terms of reference. The Audit Committee has full access to and the co-operation of Management, has full discretion to invite any Directors and executive officers to attend its meetings, and has reasonable adequate resources to enable it to discharge its functions.

- (3) Three Audit Committee meetings were held in FY2021 to:
 - (a) discuss and review the half-year and annual financial statements of the Company before submission to the Board for adoption;
 - (b) discuss and review the audit plans and audit reports with the internal and external auditors;
 - (c) discuss and review the adequacy and effectiveness of the internal control and risk management systems and made recommendations to the Board for improvement of internal controls and risk management;
 - (d) discuss and review the nomination and appointment or re-appointment of internal and external auditors;
 - (e) meet with the internal and external auditors without the presence of Management to discuss the results of their audit findings and their evaluation of the Group's system of accounting and internal controls, set out in their respective reports;
 - (f) ascertained that both the internal and external auditors have had the full co-operation of Management in carrying out their work;
 - (g) the related party transactions, connected transactions and continuing connected transactions (as defined under the Listing Rules); and
 - (h) keep abreast of accounting standards and discuss and review issues that could potentially impact financial reporting through quarterly updates and advice from the external auditors.

The Audit Committee has recommended to the Board the nomination of BDO Limited, Certified Public Accountants, Hong Kong as auditor at the forthcoming AGM.

Corporate Governance Report

The Board concurred with the Audit Committee's recommendation.

The Audit Committee has also put in place a "whistle-blowing" policy whereby staff of the Group and any other persons may raise concerns on financial improprieties, fraudulent acts or other matters and ensure that arrangements are in place for investigation.

Details of the whistle-blowing policies and arrangements are posted on the Company's website. The website provides a feedback channel for any complainant to raise possible improprieties to the Audit Committee.

There was no incident of whistle-blowing reported for FY2021.

(4) For FY2021, the Audit Committee had in general carried out its duties as stated in item (2) above.

(E) Auditor's Remuneration

The Auditor, BDO Limited, have affirmed their independence in this respect. Audit services rendered by the external auditor amounted to RMB1,579,000 for FY2021. There were no non-audit services rendered by the external auditor in FY2021.

(F) Shareholders' Rights

At the AGMs, the shareholders of the Company will be given an opportunity to voice their views and seek clarification from the Directors and members of the senior management.

Procedures for shareholders to convene a special general meeting

In accordance with the Company's Bye-laws, shareholders holding at the date of deposit of the requisition not less than one-tenth of the paid up capital of the Company carrying the right of voting at general meetings of the Company shall at all times have the right, by written requisition to the Board or the Secretary of the Company, to require a special general meeting to be called by the Board for the transaction of any business specified in such requisition; and such meeting shall be held within two (2) months after the deposit of such requisition. If within twenty-one (21) days of such deposit the Board fails to proceed to convene such meeting the requisitionists themselves may do so in accordance with the provisions of Section 74(3) of the Bermuda Companies Act.

To safeguard the shareholders' interests and rights, separate resolutions are proposed at shareholders' meetings on each substantial issue, including the re-election of the retiring Directors.

All votes of the shareholders at the shareholders' meeting will be taken by poll. Poll results will be posted on the websites of the Company, the Stock Exchange and SGX-ST after the meeting.

Procedures for raising enquiries

Shareholders should direct their questions about their shareholdings, share transfer, registration and payment of dividend to the Company's Hong Kong share registrar (details of which are set out in the section headed "Corporate Information" of this Annual Report).

For putting forward any enquiries to the Board, shareholders may send written enquiries to the Company. Shareholders may send their enquiries or requests in respect of their rights to the Company's principal place of business in Hong Kong or via email to info@kangda-food.com.

Shareholders are reminded to lodge their questions together with their detailed contact information for the prompt response from the Company if it deems appropriate.

Corporate Governance Report

Procedures and contact details for putting forward proposals at shareholders' meetings

To put forward proposals at a general meeting of the Company, shareholder should lodge a written notice of his/her/its proposal (the "Proposal") with his/her/its detailed contact information to the Company's principal place of business in Hong Kong.

The identity of such shareholder and his/her/its request will be verified with the Company's Hong Kong share registrar and upon confirmation by the Hong Kong share registrar that the request is proper and in order and made by a shareholder of the Company, the Board will determine in its sole discretion whether the Proposal may be included in the agenda for the general meeting to be set out in the notice of meeting.

The notice period to be given to all the shareholders of the Company for consideration of the Proposal raised by such shareholder concerned at the general meeting varies according to the nature of the Proposal as follows:

- (1) Notice of not less than 21 clear days and not less than 20 clear business days in writing if the Proposal requires approval in an AGM;
- (2) Notice of not less than 21 clear days and not less than 10 clear business days in writing if the Proposal requires approval by way of a special resolution in a special general meeting; and
- (3) Notice of not less than 14 clear days and not less than 10 clear business days in writing if the Proposal requires approval in a special general meeting other than by way of a special resolution of the Company.

The Group has no significant change in constitutional documents during the year.

(G) Risk Management and Internal Control

The Board is overall responsible for evaluating and determining the nature and extent of the risks it is willing to take in achieving the Group's strategic objectives, and ensuring that the Group established and maintained appropriate and effective risk management and internal control systems.

The Audit Committee reviews the risk management and internal controls that are significant to the Group on an on-going basis. The Audit Committee would consider the adequacy of resource, qualifications and experience and training of staff and external advisor of the Group's accounting, internal audit and financial reporting function.

The management of the Group is responsible for designing, maintaining, implementing and monitoring of the risk management and internal control system to ensure adequate control in place to safeguard the Group's assets and stakeholder's interest.

The Group has established risk management procedures to address and handle all the significant risks associate with the business of the Group. The Board would perform annual review on any significant change of the business environment and establish procedures to response the risks result from significant change of business environment. The risk management and internal control systems are designed to mitigate the potential losses of the business.

The management would identify the risks associate with the business of the Group by considering both internal and external factors and events which include political, economic, technology, environmental, social and staff. Each of risks has been assessed and prioritised based on their relevant impact and occurrence opportunity. The relevant risk management strategy would be applied to each type of risks according to the assessment results, type of risk management strategy has been listed as follows:

- Risk retention and reduction: accept the impact of risk or undertake actions by the Group to reduce the impact of the risks;
- Risk avoidance: change business process or objective so as to avoid the risk;

Corporate Governance Report

- Risk sharing and diversification: diversify the effect of the risk or allocate to different location or product or market;
- Risk transfer: transfer ownership and liability to a third party.

The internal control systems are designed and implemented to reduce the risks associated with the business accepted by the Group and minimise the adverse impact results from the risks. The risk management and internal control system are designed to manage rather than eliminate the risk of failure to achieve business objectives, and can only provide reasonable and not absolute assurance against material misstatement or loss.

During FY2021, the Group has engaged an external advisory firm to undertake the internal audit function to ensure the effectiveness and efficiency of the risk management and internal control system of the Group. There is no significant deficiency and weakness on the internal control system has been identified by the external advisory firm for FY2021.

The Board considered that, for FY2021, the risk management and internal control system and procedures of the Group, covering all material controls including financial, operational and compliance controls and risk management functions were reasonably effective and adequate.

(H) Investor Relations

The Company has an internal investor relations function which focuses on facilitating communications with shareholders and analysts on a regular basis, attending to their queries or concerns and keeping them apprised of the Group's corporate developments and financial performance. During such interactions, the Company solicits and understands the views of shareholders and the investment community.

Environmental, Social and Governance Report

ABOUT THIS REPORT

The objective of this Environmental, Social and Governance ("ESG") Report is to highlight the Group's ESG performance for the purpose of assisting all stakeholders in understanding the Group's ESG concepts and practices in achieving sustainable development for the future.

REPORTING STANDARD

The Report complies with the disclosure requirements and "comply or explain" provisions set out in the ESG Reporting Guide as described in Appendix 27 of the Main Board Listing Rules. An assessment on the applicability and materiality of the relevant key performance indicators ("KPIs") under the ESG Reporting Guide had been conducted.

REPORTING PRINCIPLES

The following principles are adopted in the Report:

- **Materiality:** Important and relevant information to stakeholders on different ESG aspects is covered in the Report. A materiality assessment was conducted to determine material ESG issues, with results approved by the Board.
- **Quantitative:** The relevant standards, methodologies and assumptions used to prepare the quantitative information are disclosed as appropriate. Quantitative information is provided with narrative and comparative figures, where possible.
- **Consistency:** Consistent methodologies are used to prepare and present ESG data in the Report, unless otherwise specified, to allow for meaningful comparisons.
- **Balance:** The information is presented without the inappropriate use of selections, omissions or other forms of manipulation that would influence a decision or judgment by the reader.

GOVERNANCE ON ESG ASPECTS

The Board has overall responsibility for the Group's ESG strategy and reporting. The Board is responsible for evaluating and determining the Group's ESG-related risks and ensuring that appropriate and effective ESG risk management and internal control systems are in place. Our Management is delegated the responsibility of coordinating the implementation of the Group's environment, employment and service quality assurance policies.

The Board leads and provides direction to management by instituting ESG policies and initiatives, supervising their implementation and monitoring ESG performance. The Board continues to explore ways to further strengthen the ESG governance of the Group. The Board reviews ESG affairs regularly, including environmental protection, employment and labour practices, operating practices, and community investment, and implements appropriate measures to enhance the ESG performance of the Group.

Environmental, Social and Governance Report

STAKEHOLDER ENGAGEMENT

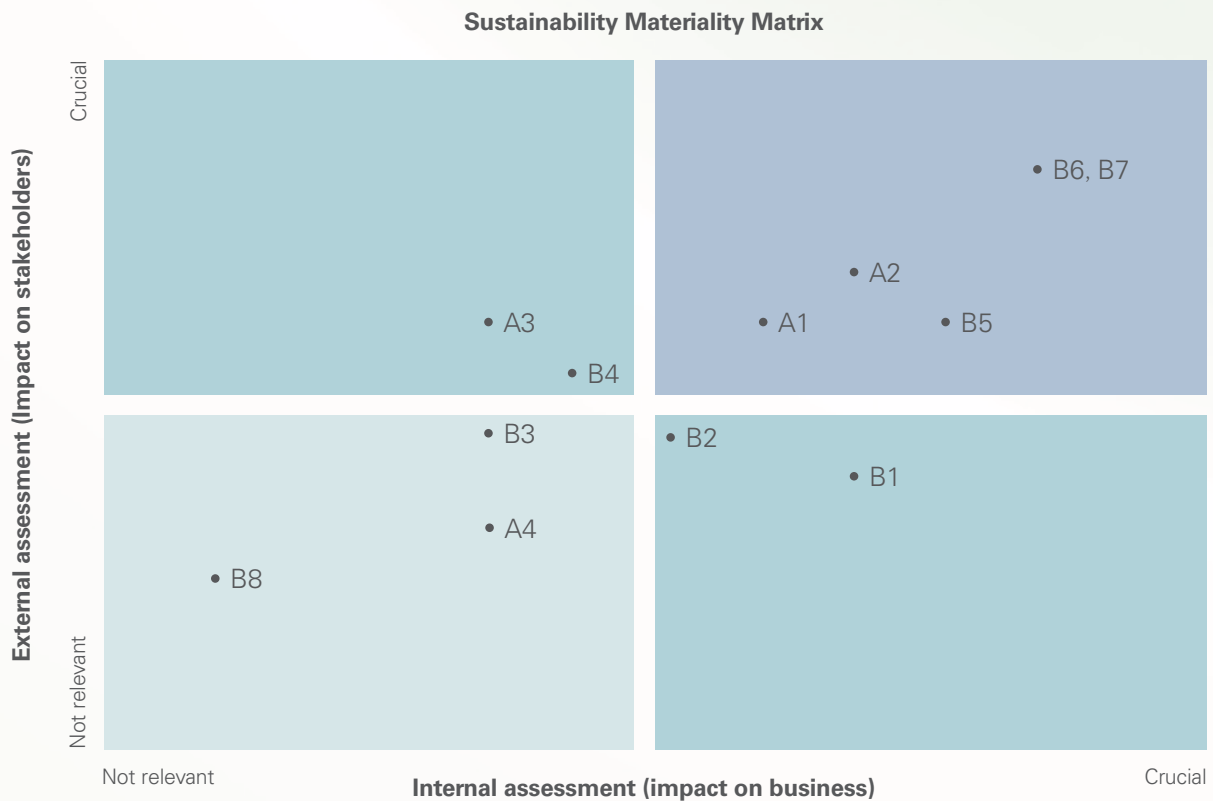
We value our stakeholders and their feedback in regards to our businesses and ESG aspects. With the goal to strengthen the sustainability approach and performance of the Group, we put effort in maintaining a close communication with our key stakeholders, including but not limited to government and regulatory authorities, shareholders, employees, customers, suppliers, and the general public. We take stakeholders' expectations into consideration in formulating our businesses and ESG strategies by utilising diversified engagement methods and communication channels, shown as below.

| Stakeholders | Communication channels |
|---|---|
| Government and regulatory organisations | <ul style="list-style-type: none">• Announcement and other regulatory reports |
| Shareholders and investors | <ul style="list-style-type: none">• Information disclosed on the HKEX website and corporate website• Annual general meeting and other shareholders' meetings |
| Employees | <ul style="list-style-type: none">• Employee performance evaluation• On-the-job training• Internal e-mail |
| Customer | <ul style="list-style-type: none">• Corporate website |
| Community | <ul style="list-style-type: none">• Industry events• Corporate social responsibility activities |

Environmental, Social and Governance Report

MATERIALITY ASSESSMENT

During the reporting period, the Group has evaluated a number of environmental, social and operating items and assessed their importance to stakeholders and the Group through various channels. This assessment helps to ensure that the Group's business objectives and development direction satisfy the stakeholders' expectations and requirements. The Group's and stakeholders' matters of concern are listed out in the following materiality matrix:



- A1: Environmental
- A2: Use of resources
- A3: The environment and natural resource
- A4: Climate change

- B1: Employment
- B2: Health and safety
- B3: Development and training
- B4: Labour standards
- B5: Supply chain management
- B6: Product responsibility
- B7: Anti-corruption
- B8: Community investment

Environmental, Social and Governance Report

THE GROUP

The Group is one of the largest rabbit and chicken meat producer and processor groups in the PRC. As a leading corporation in the industry, the Group has always promoted its mission as “Creating a balance of nutrition, green and healthy food.” To reduce the Group’s environmental impact and create value in the community, the Group seeks every opportunity to incorporate sustainability standards and practices into all aspects of its business. Also, management of the Group sees social responsibility as the fundamental duty of the Group to contribute to the society in which it is brought up. The Group believes that this is much more so for a group that participates in activities that help the underprivileged.

The Group adheres to the core values of “Build together, share together”. This report was prepared in accordance with the Environmental, Social, Governance Reporting Guide set out in Appendix 27 of the Rules Governing the Listing of Securities on The Stock Exchange of Hong Kong Limited. Unless otherwise stated and explained in this report, the Group complied with the provisions set out in the Reporting Guide.

This ESG Report of the Group displayed the Group’s performance and progress on environmental, social and governance matters for the year ended 31 December 2021. This also detailed the policies and compliance status of the laws and regulations relevant to the Group’s business and its key stakeholders for the year ended 31 December 2021.

The reporting boundaries are determined by whether the subsidiaries are contributing to the operating business of the Group. During the year, a subsidiary of the Company, Qingdao Kangda Haiqing Foods Co., Ltd (“Haiqing Foods”) have been disposed, and its environmental information have not been included hence the environmental performance shall not be comparable with prior year period. Except Haiqing Foods, the information and performance of all subsidiaries and business entities of the Group are included in the ESG report.

ENVIRONMENTAL

The Group’s rabbit and chicken meat business are closely associated with environmental matters and the usage of natural resources. The Group has established a set of management policies and measures on environmental protection and natural resources conservation to help ensure the sustainable operation of the Kangda. By qualifying with ISO 14001, the Group has a successful and systematic framework to manage the immediate and long term environmental impacts of an organisation’s products, services and processes.

Emissions

The Group has taken strict control to prevent waste discharge into the air, water and land. It is the Group’s policy to maintain the manufacturing process in an efficient and effective manner to reduce the usage of energy and consequently the emissions. All operations in PRC are governed by the Environmental Protection of the People’s Republic of China Prevention, Control of Atmospheric Pollution and Urban Drainage and Sewage Treatment Ordinance. The operation of the Group is governed by the Environmental Protection Law of the PRC and the guidelines for the environmental requirement of local government. Any violation of these environmental regulations may result in the temporary suspension of production. During the year ended 31 December 2021, the management of the Group is not aware of any non-compliance of these environmental regulations.

Environmental, Social and Governance Report

Emission management

In respect of hazardous waste produced, the management of the Group believes the operations of the Group met the requirements of “discharge standard of pollutants for livestock and poultry breeding” in respect of the discharge of odour associated pollutants. For example, exhaust gas produced from the incineration of deceased livestock produced is discharged through a 20-meter-high pipe. Further, the Group has implemented the emissions standard requirements in the “Environmental sanitation standard for incineration of medical treatment wastes” (《醫療廢物焚燒環境衛生標準》). Also, soot and fumes produced during the food processing are discharged through 1.5 meters smoke pipe which is at the top of the building. The Group has implemented the “Emission Standard of Cooking Fume”《飲食業油煙排放標準》in Shandong Province to ensure soot fumes are purified accordingly. The Management believes that the production facilities do not produce any substantial hazardous waste. The Management believes that a fair assessment on the effectiveness of these reduction initiatives and the results achieved would require a longer period to observe; hence the results will be disclosed when Management deems appropriate.

| Type of Emissions | Unit | 2021 | 2020 |
|---------------------------------|--------------------------------------|---------------|--------|
| Air emission | | | |
| Nitrogen oxides (i) | kg | 2.8 | 2.6 |
| Sulphur oxides (i) | kg | 0.5 | 0.4 |
| Greenhouse gas | | | |
| Scope 1 – fuel combustion (i) | Tonne | 248 | 95 |
| Scope 2 – purchased electricity | Tonne | 18,473 | 28,752 |
| Total emissions | Tonne | 18,721 | 28,847 |
| Emission intensity | Tonne/ RMB millions of revenue | 12 | 19 |

Residue waste management

Livestock excrement is sent to the excrement separator and transported to a corresponding manure fermentation pool for processing. Because feces can be processed into a type of biological fertiliser, the Group has introduced a method for the fermentation and rechanneling of waste products in a manner that minimises harm to the environment and ensures no hazardous waste is produced and emitted to the environment. The urine of animals is effectively separated and channelled through a sewage pipe, thereby transferring to a sewage purification treatment pool.

Noise management

The Group has implemented sound-absorbing, sound-insulating, and vibration-reducing measures to reduce noise which is generated from the equipment. The Group has compiled the standard under “Emission standard on industrial noise”.

Non-hazardous waste management

In terms of non-hazardous waste produced, the Group produced about 13 tonnes of domestic waste like the residue of vegetables were produced. The production intensity was about 8.5 kg per RMB million of revenue. Domestic wastes are sent to Jiaonan City Domestic Garbage Treatment Center for centralised treatment and to minimising the effect on the environment. The Group entrusts qualified disposal waste units to dispose of the packaging of immune drugs.

Note:

- (i) The figures of air emission and greenhouse gas emissions FY2020 have been restated based on revised data.

Environmental, Social and Governance Report

Use of resources

The Group would use certain resources in all its activities, including food processing, sourcing and procurement. The Group's operation is in line with the national industrial policy. The Group implements the environmental protection measures proposed and the pollutants can reach the standard emission. The Group also makes good use of technology to develop the business and reduce the energy consumption, minimising the pollution of the environment.

The Group has implemented the following policies to reduce the use of resources:

- | | |
|--------------|--|
| Water | <ul style="list-style-type: none"> – Use water-saving facilities and machineries – Turn off the tap to prevent long flowing water – Report the leakage of water and dripping taps |
| Electricity | <ul style="list-style-type: none"> – Choose high energy efficient electrical appliances and machinery for replacement – Turn off unused and idle electrical appliances and lighting |
| Solid wastes | <ul style="list-style-type: none"> – Promote paperless offices |

During production and food processing, electricity and steam are our primary direct impacts on the environment. Replacement of environmentally friendly machinery has increased the energy efficiency and lowered the adverse impact bought on the natural environment.

During the process of the rearing and the production of processed meat, water is mainly used for cleaning, production, sterilisation, boiler operation and cooking. The Group would observe any relevant laws and regulations in sourcing water and ensure that there is no issue in sourcing water.

Packaging materials

The Group tries to use the least basic packaging materials to pack the products to facilitate transportation and maintain the product's quality. The packaging materials are mainly packaging bags and boxes for processed rabbits and chickens, hatchable eggs, vegetable and pet food.

During the year ended 31 December 2021, resources and packaging materials consumed by the Group and the intensity were as follows:

| Resources | Unit | Consumption | | Consumption intensity (per RMB million of revenue) | |
|---------------------|-------|-------------|------------|---|--------|
| | | 2021 | 2020 | 2021 | 2020 |
| Electricity | kWh | 30,279,343 | 29,702,214 | 19,925 | 19,530 |
| Water | Tonne | 243,173 | 577,262 | 160 | 380 |
| Natural gas | Tonne | 56,174 | 43,939 | 37 | 29 |
| Biomass | Tonne | 2,405 | 3,671 | 2 | 2 |
| Packaging materials | Tonne | 752 | 786 | 0.5 | 0.5 |

Environmental, Social and Governance Report

The environmental and natural resources

To mitigate the impacts on the environment and natural resources, the Management of the Group would evaluate and implement policies to reduce the effect, such as controlling and reducing the energy usage of food processing.

In a bid to create a sustainable environment, the Group has implemented a set of energy-saving and efficiency enhancement initiatives. For example, the Group has implemented a waste-water processing system, further, the Group carries out regular maintenance work to maintain the efficiency of machines.

The Group also strengthens Management to prevent biogas from polluting the surrounding area. The Group possesses pollution-prevention facilities during any construction that takes place.

Climate change

We take a holistic view of the impact, risk and associated potentials associated with climate change and sustainability. In our industry, we regard ourselves as a participant in these issues with due regard to our scale of operation and the degree of participation in the product design, usage and climate appropriateness. Due diligence in terms of adhering to the ideals and principles of sustainability had been embedded in our sourcing process. Such as being mindful of the preceding climate changes, such as longer seasons and sharper rise and fall in average temperate. Through constant communications, regular negotiations and reviews with our business counterparts and customers, our teams strive to meet the objectives set forth by our Board. Our products are required to meet the emerging fashion trends, and our design teams stay robust and responsive to the current weather pattern. These requirements were subject to both national and internal trends and tastes. Abide these limitations, we believe our effort positively contributes to sustainability and is efficient in the overall Management of climate risks.

Environmental targets setting

| | |
|-----------------|---|
| FY2021 | Reviewed the Group's environmental performance |
| FY 2022 | Explore improvement methods and resources available Develop measures and set targets |
| FY 2023 onwards | Evaluate and monitor performance against baseline and targets regularly |

SOCIAL

As a socially responsible enterprise in the PRC, the Group focus on all stakeholders, including employees, customers, suppliers, etc. The Group would never forget to contribute to the society.

Employment

The Group is operated in a labour-intensive industry. The Group truly believes in the idea that "employees are the most vital assets" for building sustainable social value. The Group has developed related human resources policies in accordance with legal requirements and its own operations circumstances to ensure that employees enjoy their due employment rights. We have developed and clearly communicated to all staff our policies on remuneration, dismissal, recruitment and promotion, working hours and leave applications, equal opportunities and other employee benefits to ensure that the protection of employees' rights and interests can be effectively implemented. Employees of different races, origins, regions and genders would enjoy equal opportunities for employment, salary adjustment, promotion, training and education. The Group highly respects and safeguards these rights and does not tolerate any discrimination in operations.

Recruitment

At the beginning of every year, each department of the Group is required to set out an organisation structure, and recruitment budget, regarding the operation goals for the coming year. The Management would make regular recruitment (e.g. quarterly). The human resources department staff would guide the newly joined employees, including detail of posts, corporate structure, development strategies and Management, motivation scheme, etc. The human resources department would strictly follow the Group's recruitment policy and keep proper records step by step.

Environmental, Social and Governance Report

Entry/On-the-job

In order to motivate the employees, the Group provided a package of benefits such as in-house training, severance payment, etc. The Group would mostly recruit its employees through the open job market or local agents. Management of the Group would ensure their office would comply with the level of the remuneration set by the local government. It is also the Group's policy to evaluate the performance of all employees annually so that to understand the actual condition as to recommend promotions or salary increments. The Group provides accommodation and canteen near to the manufacturing bases to its workers in the factor.

Labour Discipline Management Standard

This standard is made for all workers of the Group in accordance with the PRC labour contract laws and regulations. All workers are required to read the policy before work so they would understand the procedures of the job, segregation of duties, rewards and punishments and so on.

Workplace

The Group are committed to pursuing equal opportunities for all colleagues, irrespective of personal traits such as age and gender. The Group has in place internal policies in relation to working hours, rest period, diversity and anti-discrimination and ensures that such policies are adopted and in force at all times. All employees are entitled to annual leaves and statutory holidays in accordance with local laws and regulations. The Group had no reported incidents of non-compliance with regulations concerning employment, compensation and dismissal, anti-discrimination, diversity and equal opportunity during the year.

The staff turnover rate for the year ended 31 December 2021 is approximately 20%, which is mainly contributed by the disposal of Haiqing Foods and the relatively shorter employment term of the frontline workers. The majority of frontline workers of are mobile workforce originating from distanced provinces, and they tend to resign to allow more time for "homecoming" during the Chinese New Year holiday period. The Group understands their need and therefore made a particular policy to work with its employees, which is a temporary resignation with those workers until they are ready to work again.

As at 31 December 2021, the Group has 2,849 full time employees in PRC. The staff distribution and staff turnover rate by gender and age group are listed below:

| | Gender | | Age Group | | |
|---------------------|--------|--------|-----------|-------|-------------|
| | Male | Female | 18-35 | 36-55 | 56 or above |
| Staff Distribution | 42% | 58% | 16% | 67% | 17% |
| Staff turnover rate | 17% | 22% | 22% | 20% | 14% |

Law and regulations

The Group was not aware of any material non-compliance with the labour laws and regulations, including, but not limited to the following:

- Labour Contract Law of the PRC
- Labour Law of the PRC
- Social Insurance Law of the PRC
- Protection of Persons with Disabilities of the PRC

Health and Safety

The Group has put the health and safety of the employees as the priority of production, and every worker who operates factory plants is required to train on how to use the equipment safely. The Group's policy on occupational safety and hygiene management is to "provide a safe and healthy working environment for the employees and avoid occupational hazards".

Factory Sterilizing Policy

The Group is concerned about the employees' health and works safety. The Factory Sterilizing Policy is to enhance the workers' hygiene, and guarantee the quality of products, so every worker is obligated to follow the procedures whenever they need to enter.

The Group has provided a full set of protective clothing for the workers in a different division. Also, every worker would pass through a sterilisation process when going in/out of the area. At each beginning of the year, the Group would provide a lecture/training program for all workers to ensure everyone understands how the sterilisation process is done.

Environmental, Social and Governance Report

Work-related injuries and procedure

The Group requires all factories to regularly review the internal safety and hygiene management policy and installed an electronic surveillance system to monitor abnormal incidents and to help focus on major risks. On the other hand, the Group strictly requests all staffs to equip the wear protection properly which are needed for any purpose or activity during work.

| Occupational health and safety statistics | 2021 | 2020 | 2019 |
|--|-------------|-------------|-------------|
| Number of work-related fatalities | – | 1 | – |
| Number of work injuries | 1 | 2 | 2 |
| Number of lost days due to work injury | 60 | 80 | 108 |

Laws and regulations

With respect to occupational safety and hygiene management, the Group has complied with the corresponding local laws and regulations in the region where the relevant factory is located and the brand customers' requirements. The Group has implemented Management and hazards prevention measures.

The Group's production bases are subject to the Law of the People's Republic of China on the Prevention and Treatment of Occupational Diseases; the Production Safety Law of the PRC, and the Regulations on Safety Supervision of Special Equipment. During the year ended 31 December 2021, the Group has complied with the relevant laws and regulations for health and safety mentioned above.

Development and training

The objectives of training and development are to continuously upgrade the quality of manpower and job skills, thereby creating greater corporate value and achieving operational goals and future development. In order to achieve the goals of the Group's training and development, it is essential to consider not only the Group's business vision and objectives but also the assessment of employees' performance and capability.

According to the Group's training and development policy, the Group trains the employees according to their job level and occupation. For the new employees, the Group provides training for the employees to understand the Group's culture, policies and standards as soon as possible and then helps the employees to set up personal planning from each of the employees.

For the managers, the Group organises meeting with different enterprises and provides management training for the managers to ensure stable and rapid development of the Group, learn from the production management of excellent enterprises and improve the production management system.

For the specialised quality inspectors, the Group provides knowledge training for them to gain a better understanding of the ISO9000/ISO14001 environmental management system and ISO22000 Quality management system. In order to improve quality requirements, the Group also provides training in quality control of products.

The Group also provides training, meetings and activities for the employees based on their job level and occupation. Through diversifying and different kinds of training, the Group believes the training can help to enhance employees' cohesiveness and work efficiency of employees.

Meanwhile, the employees can identify their own personal objectives for development, allowing them to grow along with the Group and become long-term and stable partners of the Group. The Group also encourages the senior Management and directors to attend external professional training and provides them leave allowance for training.

During the year, the Group held regular trainings in relations to safety operations, health and hygiene, for all frontline workers, however the detailed training information were not available.

Environmental, Social and Governance Report

Labour Standards

The Group is committed to upholding the labour rights of staff and has established a compliant mechanism for staff to report any labour violations. It is always the Group's policy to prohibit the employment of staff members under the legal working age of 18. During the year ended 31 December 2021, no labour disputes regarding child labour and forced labour between the Group and its staff have been recorded.

The Group does not hire child labour below the relevant legal threshold of the respective markets. At the time of the interview, the human resources department requests the job applicants to provide valid identity documents for the verification of the real age of the applicants. The working hours of the employees strictly comply with the local laws and the employees' resting time is always allowed. Overtime pays are in line with local laws and regulations. Furthermore, the employment contracts state clearly the employment terms and conditions in accordance with essential legal requirements. If any situation of child labour or forced labour has been observed, the incident will be immediately reported to the management and the Group has the rights to terminate the employment instantly if the related personnel are found to provide false information.

Laws and regulations

The Group adhered to the laws and regulations prohibiting child labour and forced labour, which include the following:

- Labour Law of the PRC
- Labour Contract Law of the PRC
- Law on Protection of Minors of the PRC
- Provisions on the Prohibition of Using Child Labour of the PRC

OPERATING PRACTICES

Supply chain management

The Group committed to establishing a comprehensive vertical supply chain management system through supplier screening and Management. The objectives are to strengthen the collaborative relationship with the strategic suppliers and to create a competitive advantage in the value chain, and the Group strives to ensure that its suppliers uphold a similar stance on sustainability. The strategic screening mechanism of suppliers can ensure that their performances can meet the Group's requirements. This is important for the development of long-term strategic partnerships and the formation of a supply chain management system.

For new suppliers, the Group conducts in-depth research and assessment, in particular on suppliers' history, reputation, product quality control and performance in corporate social responsibility, including their environmental, social and ethical standards. In our frontline operations, the Group focuses on environmentally friendly materials such as Forest Stewardship Council ("FSC") paper and recycled plastics. The Group only starts a business relationship with suppliers who possess applicable business and food safety licenses in their countries. For qualified suppliers with whom the Group has business relationship, the Group conducts annual reviews of their performance and maintains efficient communication channels with them in regard to the Group's latest requirements.

The Group usually guarantees that there are two or more qualified suppliers of raw materials to control the stability of supply and ensure the production process is smooth and timely. After receiving raw materials from the suppliers, the Group has specialised quality inspectors to test the quality of the raw materials, and the Group prepares test reports for documentation.

As of 31 December 2021, the Group has 139 qualified suppliers, while approximately 93% and 6% are located in PRC and the European Union, respectively.

Environmental, Social and Governance Report

Product responsibility

Customer satisfaction

The Group has put the product and services quality as its first priority as the performance of the products would directly affect the reputation and success of the business and the potential damage to consumers' claims. The Group continually improves its product quality and responds immediately to customers' needs in terms of quality and price so to strengthen the relationship with customers. The Group has employed foreign and local experts for the consultation about the production and processing of the rabbit products and has also engaged professional technicians to research and develop the most suitable method for retaining products' quality.

The Group has established product recall procedures and set up a product recall team in order to investigate and perform quality and safety checks for potential recall products. During the year 2021, there was no significant product recalls or complaints about product quality or safety issues and non-compliance issue with the relevant laws and regulations and food safety standards such as the GB7718 National Food Safety Standard – General Rules for Labeling of Prepackaged Foods and GB28050 National Food Safety Standard – General Rules for Nutrition Labeling of Prepackaged Foods.

By introducing ISO 9001, the Group has been focusing on meeting customer expectations and delivering customer satisfaction. The products of the Group are subject to the Product Quality Law of the PRC and Law on Protection of the Rights and Interests of Consumers of the PRC, which make the Group has the responsibility to refund or compensate for damage caused by the products due to defects.

For the year ended 31 December 2021, the Group did not receive any significant complaints on the quality of our products and has no products that are returned due to safety or health problems.

Customer data protection and privacy policies

The Group collects information from suppliers and customers for different purposes and takes appropriate procedures to ensure that the information collected is solely for lawful and relevant purposes. The Group sets out data privacy requirements in the company policies, under which customer and suppliers' data would be used exclusively for matters relating to the Group's operation only. We strive to ensure all collected data kept is free of unauthorised or accidental access, processing, erasure or other use.

The Group properly handles and keeps strict confidentiality of consumers' personal information collected, and employees are strictly prohibited from disclosing consumers' information deliberately. Employees who are found to be in breach of the Group's privacy policies and Non-Disclosure Agreement (NDA) signed at the commencement of employment are subject to penalties, including termination of employment.

Intellectual properties

The Group highly values the protection and Management of intellectual property rights and strictly abides by laws and regulations, including the "Trademark Law of the People's Republic of China", the "Copyright Law of the People's Republic of China", and the "Patent Law of the People's Republic of China", among other laws and regulations.

During the year, the Group were not aware of any incidents of non-compliance with laws and regulations that have a significant impact on the Group concerning health and safety, labelling and privacy matters relating to products.

Environmental, Social and Governance Report

Anti-Corruption

The Group believes that integrity is one of the vital principles in the operation of its business. A system with a good anti-corruption mechanism is the cornerstone for the sustainable and healthy development of the Group. All employees and directors are prohibited from accepting any items with money value over a certain amount from co-workers, customers, suppliers, etc., in order to prevent any conflict of interest. Besides, the Group also requires the suppliers to follow the Group's principles on honest transactions. In 2021, the senior management of the Group had attended training in relation to anti-money laundering and anti-corruption.

The Group has laid down the expectations of ethical behaviour for all employees that can be found in our Employee Handbook. Employees are suggested to report any suspected non-compliance or misconduct to the relevant committee or department through designated channels.

Upon receipt of the suspected case, extensive investigation measures, including obtaining relevant documents for examination, preparing an investigative report, and discussing with relevant departments deemed necessary to the investigative matter reported, shall be carried out. Appropriate disciplinary actions would be taken to all justified reports.

During the year of 2021, the Group was not aware of any material non-compliance with the relevant laws and regulations of bribery, extortion, fraud, and money laundering, including, but not limited to the Criminal Law of the People's Republic of China and the Anti-Unfair Competition Law of the People's Republic of China, that would have a significant impact on the Group. Further, there is no concluded legal cases regarding corrupt practices have been brought against the Group and our employees.

COMMUNITY INVESTMENT

With factories established in Qingdao, the Group is contributing positively towards the community as the factories provide employment locally within the communities. In addition, the Group encourages employees to be involved in social responsibility activities. The Group contributed to local communities through both direct donations and organising activities.

The Group internally established a "Love Funds" charity which aims to support our employees with financial difficulties or poor families. Providing our employees with free accommodation and allowance of staffs' canteen can definitely help them to build a better living environment. During the year, the Group has donated approximately RMB45,000 to the various local cooperatives for the poverties and farmers in the rural areas.

Directors' Report

The Directors of the Company herein present their report and audited financial statements of the Group for the year ended 31 December 2021.

PRINCIPAL ACTIVITIES AND BUSINESS REVIEW

The principal activity of the Company is investment holding. The principal activities of the Company's subsidiaries (together with the Company referred as the "Group") are production and trading of food products, breeding and sale of livestock, poultry and rabbits.

There was no significant change in the nature of the principal activities of the Group during the year.

The business review of the Group for the year ended 31 December 2021, a discussion on the Group's future prospects and an analysis of the Group's performance using key performance indicators are set out in the "Financial Highlights", "Chairman's Statement" and "Management Discussion and Analysis" on pages 1 to 2, page 3 and pages 8 to 13 respectively of this Annual Report.

PRINCIPAL RISKS AND UNCERTAINTIES

Many economic experts closely monitor whether the global and China economy growth will slow down in coming years. The Group's sales of traditional business such as the food products may be under uncertainties if the consumer market downturn exists. It is the reason that the Group started broadening the products range and sales channels of the Group and upgrading the current facilities a few years ago, aiming to diversify the risk of over reliance on any single business segment.

In the past few years, labour cost in the PRC continuously increased and the production-oriented entities in the PRC were facing the increasing pressure of higher production cost. The Group will apply more resources in establishing production automation system in order to reduce manpower per production unit.

Please refer to note 43 to the consolidated financial statements for other risks and uncertainties.

ENVIRONMENTAL POLICIES AND PERFORMANCE

The Group continues to update the requirements of the relevant environmental laws and regulations applicable to it to ensure compliance. The Group does not produce material waste nor emit material quantities of pollutants during its production process. During the year under review, the Group has complied with the relevant environmental laws and regulations applicable to it in all material respects, including permit requirements.

COMPLIANCE WITH LAWS AND REGULATIONS

The Group continues to update the requirement of the relevant laws and regulations in various countries, particularly in the PRC, applicable to it to ensure compliance. All of the Group's assets are located in the PRC and the Group's revenue is mainly derived from operations in the PRC. The Company's shares are primary listed on the Main Board of the Stock Exchange of Hong Kong Limited and the listing status in the Main Board of the Singapore Exchange Securities Trading Limited was changed from primary listing to secondary listing with effect from 23 January 2017. During the year under review, the Group complied with the relevant laws and regulations in various countries applicable to it in all material respects.

Directors' Report

ACCOUNT OF THE GROUP'S KEY RELATIONSHIPS

(i) Employees

The Group offers a comprehensive range of staff facilities and fringe benefits to attract, retain and motivate employees. Key personnel have been part of the management team since the inception of business. During the year under review, the Group considered the relationship with employees was well and the turnover rate is acceptable.

(ii) Suppliers

The Group's suppliers mainly include raw material suppliers. All key suppliers have a close and long-term relationship with the Group. During the year under review, the Group considered the relationship with its suppliers was well and stable.

(iii) Customers

The Group sells products directly to customers. The Group maintains a very good relationship with all the customers.

RESULTS AND APPROPRIATION

The financial performance of the Group for the year ended 31 December 2021 and the financial position of the Group as at that date are set out in the financial statements on pages 75 to 154.

The Board of Directors (the "Board") did not recommend any dividend for the year ended 31 December 2021.

SUMMARY FINANCIAL INFORMATION

A summary of the results and of the assets and liabilities of the Group for the last five financial years, as extracted from the published audited consolidated financial statements is set out below. The summary does not form part of the audited financial statements.

| RESULTS | Year ended 31 December | | | | |
|---|------------------------|-----------------|-----------------|-----------------|-----------------|
| | 2021 RMB'000 | 2020 RMB'000 | 2019 RMB'000 | 2018 RMB'000 | 2017 RMB'000 |
| Revenue | 1,519,614 | 1,520,849 | 1,410,535 | 1,403,673 | 1,335,667 |
| (Loss)/Profit before tax | (41,988) | (35,507) | 9,465 | 7,053 | (9,464) |
| Income tax credit/(expense) | 419 | (274) | (4,123) | (1,340) | (3,290) |
| (Loss)/Profit for the year | (41,569) | (35,781) | 5,342 | 5,713 | (12,754) |
| Other comprehensive income: | | | | | |
| Exchange differences in translating foreign operation | (437) | 358 | 217 | (421) | 410 |
| Total comprehensive income for the year | (42,006) | (35,423) | 5,559 | 5,292 | (12,344) |
| (Loss)/Profit for the year attributable to: | | | | | |
| Owners of the Company | (40,616) | (36,057) | 4,366 | 5,642 | (15,783) |
| Non-controlling interests | (953) | 276 | 976 | 71 | 3,029 |
| | (41,569) | (35,781) | 5,342 | 5,713 | (12,754) |

Directors' Report

| ASSETS AND LIABILITIES | As at 31 December | | | | |
|--------------------------|-------------------|-----------------|-----------------|-----------------|-----------------|
| | 2021 RMB'000 | 2020 RMB'000 | 2019 RMB'000 | 2018 RMB'000 | 2017 RMB'000 |
| Non-current assets | 764,538 | 824,598 | 951,175 | 867,576 | 958,514 |
| Current assets | 493,224 | 643,643 | 545,346 | 896,336 | 728,154 |
| TOTAL ASSETS | 1,257,762 | 1,468,241 | 1,496,521 | 1,763,912 | 1,686,668 |
| Current liabilities | 599,351 | 770,526 | 759,295 | 1,074,584 | 961,008 |
| Non-current liabilities | 76,168 | 62,466 | 66,554 | 24,215 | 59,471 |
| TOTAL LIABILITIES | 675,519 | 832,992 | 825,849 | 1,098,799 | 1,020,479 |
| NET ASSETS | 582,243 | 635,249 | 670,672 | 665,113 | 666,189 |

PROPERTY, PLANT AND EQUIPMENT

Details of the movement in property, plant and equipment of the Group are set out in note 14 to the financial statements.

BIOLOGICAL ASSETS

The production quantities of agricultural produce of rabbits, chicken and hatchable eggs for the year ended 31 December 2021 are as follows:

| | Group 2021 |
|----------------|-----------------------|
| Rabbits | 553,810 |
| Chicken | 2,840,069 |
| Hatchable eggs | 31,978,514 |

Details of the movement in biological assets of the Group are set out in note 18 to the financial statements.

INTEREST-BEARING BANK BORROWINGS

Particulars of interest-bearing bank borrowings of the Group as at 31 December 2021 are set out in note 30 to the financial statements.

PRE-EMPTIVE RIGHTS

There are no provisions for pre-emptive rights under the Company's Memorandum of Association, Bye-laws or the laws of Bermuda which would oblige the Company to offer new shares on a pro-rata basis to existing shareholders of the Company (the "Shareholders").

TAX RELIEF

The Company is not aware of any relief on taxation available to the Shareholders by reason of their holding of the Company's shares.

Directors' Report

RESERVES

Movements in the reserves of the Group and the Company during the year are set out in the Consolidated Statement of Changes in Equity on page 78 of the Annual Report and note 37 to the financial statements respectively.

DISTRIBUTABLE RESERVES

As at 31 December 2021, the Company's reserves available for distribution, calculated in accordance with the provision of laws of Bermuda, amounted to approximately RMB263,216,000 (2020: approximately RMB263,216,000). The balance of approximately RMB257,073,000 (2020: approximately RMB257,073,000) in the share premium account may be distributed in the form of fully paid bonus shares.

PURCHASE, SALE OR REDEMPTION OF THE COMPANY'S SHARES

Neither the Company nor any of its subsidiaries had purchased, sold or redeemed any of the Company's Shares during the year (in 2020: Nil).

MAJOR CUSTOMERS AND SUPPLIERS

During the year, 20.2% of the Group's revenue was attributable to the Group's five largest customers and revenue attributable to the largest customer included therein amounted to 10.7%.

During the year, 58.2% of the Group's purchases were attributable to the Group's five largest suppliers and purchase attributable to the largest supplier included therein amounted to 32.8%.

As at 31 December 2021, none of the Directors, their close associates or any Shareholder (which to the knowledge of the Directors own more than 5% of the Company's issued share capital) had any interest in any of the five largest customers and/or suppliers of the Group.

DIRECTORS

The Directors of the Company during the year and up to the date of this report are as follows:

Executive Directors:

Mr. Fang Yu (*Chairman & Chief Executive Officer*)
Mr. An Fengjun
Mr. Gao Yanxu
Mr. Luo Zhenwu
Mr. Li Wei

Independent Non-executive Directors:

Mr. Chan Ka Yin
Mr. Li Xu
Ms. Hui Wing Man

Directors' Report

In accordance with the Company's Bye-Laws, the following Directors shall retire at the forthcoming Annual General Meeting and being eligible, offer themselves for re-election at the Annual General Meeting:

Under Bye-law 86(1):

- Mr. Fang Yu
- Mr. Luo Zhenwu
- Mr. Chan Ka Yin

The Company has received annual confirmations of independence from each of its Independent Non-Executive Directors and considers Mr. Chan Ka Yin, Mr. Li Xu and Ms. Hui Wing Man to be independent under Rule 3.13 of the Rules Governing the Listing of Securities on The Stock Exchange of Hong Kong Limited (the "Listing Rules").

Biographical details of the Directors and the senior management of the Group are set out on pages 4 to 6 of the Annual Report.

DIRECTORS' SERVICE CONTRACTS

Executive Directors

Each of Mr. Fang Yu, Mr. Luo Zhenwu, Mr Li Wei, Mr. Gao Yanxu and Mr. An Fengjun has entered into service contracts (the "ED Service Contracts") with the Company, and the respective duration of appointment are as follows:

Mr. Fang Yu – 19 June 2021 to 18 June 2024
Mr. Luo Zhenwu – 19 June 2021 to 18 June 2024
Mr. Li Wei – 13 October 2021 to 12 October 2024
Mr. Gao Yanxu – 26 August 2021 to 25 August 2022
Mr. An Fengjun – 11 March 2022 to 10 March 2023

The appointment of each of Mr. Fang Yu, Mr. Luo Zhenwu, Mr Li Wei, Mr. Gao Yanxu and Mr. An Fengjun may be terminated by either party giving not less than one month's notice in writing to the other or in accordance with the terms of the ED Service Contracts.

Under the ED Service Contracts, each of Mr. Fang Yu, Mr. Luo Zhenwu, Mr Li Wei is entitled to a fixed fee of HK\$5,000,000 per year, HK\$1,700,000 per year, HK\$4,500,000 per year respectively, and such fees will be reviewed annually by the Remuneration Committee.

Independent Non-executive Directors

Each of Mr. Chan Ka Yin, Mr. Li Xu and Ms. Hui Wing Man has signed re-appointment letters (the "INED Re-Appointment Letters") with the Company, for a one-year term from their date of appointment. Their respective INED Appointment Letters can be terminated by either party giving not less than one month's notice in writing to the other or in accordance with the terms of the appointment letter.

Under the INED Appointment Letters, Mr. Chan Ka Yin, Mr. Li Xu and Ms. Hui Wing Man are each entitled to a remuneration of HK\$10,000 per month (subject to the approval of the Shareholders).

Directors' Report

DIRECTORS' INTERESTS IN CONTRACTS

Save as disclosed in the sub-sections headed "Connected Transactions and Continuing Connected Transactions" and note 46 to the financial statements, no transaction, arrangement or contract of significance in relation to the Group's business to which the Company or any of its subsidiaries was a party and in which a Director had a material interest, whether directly or indirectly, subsisted at the end of financial year or at any time during the financial year.

CONTRACTS OF SIGNIFICANCE

Save as those disclosed in the sub-sections headed "Directors' Service Contracts" above and note 46 to the financial statements, none of the Directors, the controlling shareholders of the Company and/or their respective associates has a significant interest, either directly or indirectly, in any contract of significance to the business of the Group or contract of significance for the provision of services to the Company or any of its subsidiaries by a controlling shareholders of the Company or any of its subsidiaries to which the Company, any of its subsidiaries was a party during the year under review.

ARRANGEMENTS TO ENABLE DIRECTORS TO ACQUIRE SHARES OR DEBENTURES

During and at the end of the financial year, neither the Company nor any of its subsidiaries was a party to any arrangement to enable the Directors to acquire benefits by means of the acquisition of shares or debentures of the Company or any other body corporate.

DIRECTORS' AND CHIEF EXECUTIVE'S INTERESTS AND SHORT POSITIONS IN SHARES, UNDERLYING SHARES AND DEBENTURES OF THE COMPANY UNDER THE SECURITIES AND FUTURES ORDINANCE (CHAPTER 571) OF THE LAWS OF HONG KONG (THE "SFO")

As at 31 December 2021, none of the Directors and Chief Executive had any interests in the share capital of the Company or Associated Corporations (within the meaning of Part XV of the SFO), as recorded in the register required to be kept by the Company pursuant to Section 352 of the SFO, or as otherwise notified to the Company and The Stock Exchange of Hong Kong Limited pursuant to the Model Code for Securities Transactions by Directors of Listed Issuers (the "Model Code").

DIRECTORS' INTERESTS IN SHARES AND DEBENTURES

As at 31 December 2021, none of the Directors had any interests or short positions in the shares, underlying shares or debentures of the Company or any of its associated corporations (within the meaning of Part XV of the SFO) which were required to be recorded in the register kept by the Company under Section 352 of the SFO or which were required to be notified to the Company and The Stock Exchange of Hong Kong Limited pursuant to the Model Code.

Directors' Report

SUBSTANTIAL SHAREHOLDERS' INTERESTS UNDER THE SFO

As at 31 December 2021, insofar as is known to the Directors and Chief Executive of the Company, the following persons (not being a Director or Chief Executive of the Company), had an interest and short position in the shares and underlying shares of the Company which fall to be disclosed to the Company under the provisions of Divisions 2 and 3 of Part XV of the SFO as follows:

In respect of the Company

| Name of Substantial Shareholder (Note 1) | Capacity/nature of interests | Number of Shares held (Note 1) | Approximate percentage of issued share capital (%) |
|--|---------------------------------|--------------------------------|--|
| ZENITH HOPE LIMITED | Registered and beneficial owner | 324,708,066 | 75.00% |

Notes:

- Information was provided by substantial shareholder.

Save as disclosed above, the Directors were not aware of any other person (not being the Directors or chief executive of the Company) who had an interest or short position in the shares or underlying shares of the Company as at 31 December 2021, which would fall to be disclosed under Division 2 and 3 of Part XV of the SFO and were recorded in the register required to be kept by the Company under Section 336 of the SFO.

CORPORATE GOVERNANCE

Details of the Company's corporate governance practices are set out in the Corporate Governance Report on pages 15 to 48 of the Annual Report.

CONNECTED TRANSACTIONS AND CONTINUING CONNECTED TRANSACTIONS

The Group has entered into the following continuing connected transactions and connected transactions as defined under the Listing Rules. These continuing connected transactions and connected transactions between certain connected persons (as defined in the Listing Rules) and the Group also constituted certain related party transactions as disclosed in note 46 to the financial statements.

The Group entered into 3 lease agreements dated between 1 January 2007 to 15 December 2020 as tenant (collectively the "Lease Agreements") with a connected person (as defined under the Listing Rules), Qingdao Kangda Holding Group Co., Ltd ("KD Holding"), with annual rent ranging from RMB50,000 to RMB200,000. The total amount of rent paid by the Group for the year ended 31 December 2021 amounted to approximately RMB339,000 (as disclosed in note 46 to the financial statements).

The total amount of sales to KD Holding and its subsidiaries, of which Mr. Gao Sishi, as a director of a major subsidiary of the Company, has beneficial interests, for the year ended 31 December 2021 amounted to approximately RMB2,333,000.

The guarantees provided by KD Holding in connection with the bank loans granted to the Group for the year ended 31 December 2021 amounted to approximately RMB280,000,000.

Directors' Report

The Independent Non-executive Directors of the Company have reviewed the transactions conducted during the year and confirmed that the transactions:

- (i) have been entered into in the ordinary and usual course of the business of the Group;
- (ii) have been entered into either on normal commercial terms or, if there are no sufficient comparable transactions to judge whether they are on normal commercial terms, on terms no less favourable to the Group than those available to or from independent third parties; and
- (iii) have been entered into in accordance with the relevant agreements on terms that are fair and reasonable and in the interests of the shareholders of the Company as a whole.

The Company confirms that the Group has complied with the disclosure requirements in accordance with Chapter 14A of the Listing Rules, save as the aforesaid, there were no other transactions which need to be disclosed as connected transactions or continuing connected transactions in accordance with the requirements under the Listing Rules.

DIRECTORS' INTERESTS IN COMPETING BUSINESSES

Mr. Gao Yanxu is directly and indirectly interested in KD Holding, which is principally engaged in diversified businesses, including trading of construction materials, fresh vegetables, animal feeds and property management.

KD Holding is a company established in the PRC and is owned by Mr. Gao Yanxu as to 5.3%. Apart from its principal business of construction materials trading, KD Holding is also engaged in the sales of processed food products to a target group of customers who are its business partners. The Directors understand that KD Holding will continue to purchase processed food products for self-consumption, including making of gift packages to be gifted to others at nil consideration but does not intend to sell any processed food products in the future. As such, the Directors are of the view that there is no competition with KD Holding.

Save as disclosed above, during the year and up to the date of this report, none of the Directors are considered to have interests in a business that competes or is likely to compete, either directly or indirectly, with the businesses of the Group other than those businesses where the Directors have been appointed or were appointed as Directors to represent the interests of the Company and/or the Group. The Directors are not aware that any KD Holding member had any actual operation in food processing business during the year and up to the date of this report. The Directors also are not aware that any KD Holding member plans to engage in food processing business which may compete with the business of the Group in the near future. As the Group is principally engaged in the production and sales of chicken meat, rabbit meat and processed foods which are distinct from the businesses of KD Holding, the Directors are of the view that the businesses of KD Holding do not compete or are unlikely to compete directly or indirectly with the Group's business.

MANAGEMENT CONTRACT

No contracts concerning the management and administration of the whole or any substantial part of the business of the Company were entered into or existed during the financial year.

PERMITTED INDEMNITY

The Company's Bye-Laws provides that each Director shall be entitled to be indemnified out of the assets of the Company from and against all actions, costs, charges, losses, damages and expenses which he or she may incur or sustain in or about the execution of his/her duty. In addition, the Company has maintained directors' liability insurance throughout the financial year, which provides appropriate covers for the Director.

Directors' Report

SUFFICIENCY OF PUBLIC FLOAT

As far as the information publicly available to the Company is concerned and to the best knowledge of the Directors, at least 25% of the Company's issued share capital were held by members of the public (as defined in the Hong Kong and Singapore Listing Rules and the Listing Manual of the Singapore Securities Exchange Trading Limited) as at the date of this report.

AUDIT COMMITTEE, NOMINATION COMMITTEE AND REMUNERATION COMMITTEE

Details of the Company's Audit Committee, Nomination Committee and Remuneration Committee are set out in the Corporate Governance Report in pages 15 to 48 of the Annual Report.

AUDITORS

BDO Limited, Certified Public Accountants, ("BDO") was re-appointed on 22 June 2021 as auditor. There is no change in the auditors of the Company in any of the preceding three years.

BDO retire and, being eligible, offer themselves for re-appointment. A resolution will be proposed at the forthcoming Annual General Meeting of the Company to the appointment of BDO as auditors of the Company to satisfy the Listing Rules for the ensuing year until the next Annual General Meeting in 2022.

ANNUAL GENERAL MEETING AND CLOSURE OF REGISTER OF MEMBERS

The annual general meeting of the Company will be held on 22 June 2022 (the "AGM").

For the purpose of determining the eligibility to attend and vote at the AGM, the register of members of the Company will be closed from Friday, 17 June 2022 to Wednesday, 22 June 2022, both days inclusive, during which no transfer of shares will be registered.

In order to qualify for attending and voting at the AGM, all transfers accompanied by the relevant share certificates must be lodged with the Company's branch share registrar in Hong Kong, Tricor Investor Services Limited, at Level 54, Hopewell Centre, 183 Queen's Road East, Hong Kong, not later than 4:30 p.m. on Thursday, 16 June 2022.

On behalf of the Board

Fang Yu

Chairman and Chief Executive Officer

Gao Yanxu

Executive Director

29 March 2022

Statement by the Directors

We, Fang Yu and Gao Yanxu, being two of the Directors of China Kangda Food Company Limited, do hereby state that, in the opinion of the Directors,

- (i) the accompanying Consolidated Statement of Financial Position, Consolidated Statement of Comprehensive Income, Consolidated Statement of Changes in Equity and Consolidated Statement of Cash Flows of the Group, together with the notes thereto, are drawn up in accordance with International Financial Reporting Standards so as to give a true and fair view of the financial position of the Group as at 31 December 2021 and of the financial performance of the business, changes in equity and cash flows of the Group for the year then ended; and
- (ii) as at the date of this statement, there are reasonable grounds to believe that the Company will be able to pay its debts as and when they fall due.

The financial statements for the year ended 31 December 2021 were authorised for issue by the Board of Directors on the date stated hereunder.

Fang Yu

Chairman and Chief Executive Officer

Gao Yanxu

Executive Director

29 March 2022

Independent Auditor's Report



Tel : +852 2218 8288
Fax : +852 2815 2239
www.bdo.com.hk

25th Floor Wing On Centre
111 Connaught Road Central
Hong Kong

電話 : +852 2218 8288
傳真 : +852 2815 2239
www.bdo.com.hk

香港干諾道中111號
永安中心25樓

TO THE SHAREHOLDERS OF CHINA KANGDA FOOD COMPANY LIMITED

(Incorporated in Bermuda with limited liability)

OPINION

We have audited the consolidated financial statements of China Kangda Food Company Limited (the "Company") and its subsidiaries (together the "Group") set out on pages 75 to 154, which comprise the consolidated statement of financial position as at 31 December 2021, and the consolidated statement of comprehensive income, the consolidated statement of changes in equity and the consolidated statement of cash flows for the year then ended, and notes to the consolidated financial statements including a summary of significant accounting policies.

In our opinion, the consolidated financial statements present fairly, in all material respects, the consolidated financial position of the Group as at 31 December 2021, and its consolidated financial performance and its consolidated cash flows for the year then ended in accordance with International Financial Reporting Standards ("IFRSs") and have been properly prepared in compliance with the disclosure requirements of the Hong Kong Companies Ordinance.

BASIS FOR OPINION

We conducted our audit in accordance with International Standards on Auditing ("ISAs"). Our responsibilities under those standards are further described in the "Auditor's Responsibilities for the Audit of the Consolidated Financial Statements" section of our report. We are independent of the Group in accordance with the "Code of Ethics for Professional Accountants" (the "Code") issued by the Hong Kong Institute of Certified Public Accountants, and we have fulfilled our other ethical responsibilities in accordance with the Code. We believe that the audit evidence we have obtained is sufficient and appropriate to provide a basis for our opinion.

MATERIAL UNCERTAINTY RELATED TO GOING CONCERN

We draw attention to note 3(b) to the financial statements, which indicates that the Group incurred a loss attributable to the owners of the Company of approximately RMB40,616,000 during the year ended 31 December 2021, and as of that date, the Group's current liabilities exceeded its current assets by approximately RMB106,127,000. As stated in note 3(b), these conditions, along with other matters as set forth in note 3(b), indicate that a material uncertainty exists that may cast significant doubt on the Group's ability to continue as a going concern. Our opinion is not modified in respect of this matter.

KEY AUDIT MATTERS

Key audit matters are those matters that, in our professional judgement, were of most significance in our audit of the consolidated financial statements of the current period. These matters were addressed in the context of our audit of the consolidated financial statements as a whole, and in forming our opinion thereon, and we do not provide a separate opinion on these matters. In addition to the matter described in the "Material Uncertainty Related to Going Concern" section, we have determined the matters described below to be the key audit matters to be communicated in our report.

Independent Auditor's Report

Impairment assessment of goodwill and other non-financial assets

(Refer to notes 14, 17 and 19 to the financial statements and the accounting policies as set out in notes 4(d), 4(e), 4(l) and 4(n) to the financial statements)

As at 31 December 2021, the Group had goodwill of RMB56.4 million, property, plant and equipment of RMB108.5 million and right-of-use assets of RMB19.6 million relating to a cash-generating unit ("CGU") within the Group. The CGU is tested for impairment annually and no impairment losses had been recognised in the consolidated statement of comprehensive income for the year ended 31 December 2021.

Management has appointed an independent valuation firm to carry out the assessments. Management and the independent valuation firm are required to make judgements when estimating recoverable amounts of the CGU, including (i) producing future cash flow forecasts with appropriate assumptions; and (ii) selecting and applying appropriate key inputs such as discount rates.

Our responses

Our procedures in relation to management's impairment assessments included:

- assessing the valuation methodologies used;
- evaluating the independent valuation firm's competence, capabilities and objectivity;
- reviewing and challenging the reasonableness of key assumptions and critical judgement areas which underpin the calculations;
- engaging an auditor's expert to assist us to assess the appropriateness of the valuation methodology and the reasonableness of the inputs, assumptions and estimation used by management and the independent valuation firm which underpin the fair value estimation; and
- checking the accuracy and the relevance of the input data used.

Valuation of biological assets

(Refer to note 18 to the financial statements and the accounting policies as set out in note 4(w) to the financial statements)

As at 31 December 2021, the Group had biological assets with a fair value of RMB34.1 million. Management appointed an independent valuation firm to estimate fair values of the biological assets using a market approach with reference to the market-determined prices with similar size, species, age and weight.

We identified valuation of biological assets as a key audit matter due to the significance of the balance of biological assets, and the significant estimation uncertainty resulting in determining the fair value.

Our responses

Our procedures in relation to management's fair value estimations of biological assets included:

- assessing the valuation methodologies used by management and the independent valuation firm;
- evaluating the independent valuation firm's competence, capabilities and objectivity;
- reviewing and challenging the reasonableness of key assumptions and critical judgement areas which underpin the fair value estimations; and
- checking the accuracy and the relevance of the input data used.

Independent Auditor's Report

OTHER INFORMATION IN THE ANNUAL REPORT

The Directors are responsible for the other information. The other information comprises the information included in the Company's annual report but does not include the consolidated financial statements and our auditor's report thereon.

Our opinion on the consolidated financial statements does not cover the other information and we do not express any form of assurance conclusion thereon.

In connection with our audit of the consolidated financial statements, our responsibility is to read the other information and, in doing so, consider whether the other information is materially inconsistent with the consolidated financial statements or our knowledge obtained in the audit or otherwise appears to be materially misstated. If, based on the work we have performed, we conclude that there is a material misstatement of this other information, we are required to report that fact. We have nothing to report in this regard.

DIRECTORS' RESPONSIBILITIES FOR THE CONSOLIDATED FINANCIAL STATEMENTS

The Directors are responsible for the preparation and fair presentation of these consolidated financial statements in accordance with IFRSs and the disclosure requirements of the Hong Kong Companies Ordinance, and for such internal control as the Directors determine is necessary to enable the preparation of consolidated financial statements that are free from material misstatement, whether due to fraud or error.

In preparing the consolidated financial statements, the Directors are responsible for assessing the Group's ability to continue as a going concern, disclosing, as applicable, matters related to going concern and using the going concern basis of accounting unless the Directors either intend to liquidate the Group or to cease operations, or have no realistic alternative but to do so.

The Directors are also responsible for overseeing the Group's financial reporting process. The Audit Committee assists the Directors in discharging their responsibilities in this regard.

AUDITOR'S RESPONSIBILITIES FOR THE AUDIT OF THE CONSOLIDATED FINANCIAL STATEMENTS

Our objectives are to obtain reasonable assurance about whether the consolidated financial statements as a whole are free from material misstatement, whether due to fraud or error, and to issue an auditor's report that includes our opinion. This report is made solely to you, as a body, in accordance with Section 90 of the Bermuda Companies Act 1981, and for no other purpose. We do not assume responsibility towards or accept liability to any other person for the contents of this report.

Reasonable assurance is a high level of assurance, but is not a guarantee that an audit conducted in accordance with ISAs will always detect a material misstatement when it exists. Misstatements can arise from fraud or error and are considered material if, individually or in the aggregate, they could reasonably be expected to influence the economic decisions of users taken on the basis of these consolidated financial statements.

As part of an audit in accordance with ISAs, we exercise professional judgement and maintain professional skepticism throughout the audit. We also:

- Identify and assess the risks of material misstatement of the consolidated financial statements, whether due to fraud or error, design and perform audit procedures responsive to those risks, and obtain audit evidence that is sufficient and appropriate to provide a basis for our opinion. The risk of not detecting a material misstatement resulting from fraud is higher than for one resulting from error, as fraud may involve collusion, forgery, intentional omissions, misrepresentations, or the override of internal control.
- Obtain an understanding of internal control relevant to the audit in order to design audit procedures that are appropriate in the circumstances, but not for the purpose of expressing an opinion on the effectiveness of the Group's internal control.
- Evaluate the appropriateness of accounting policies used and the reasonableness of accounting estimates and related disclosures made by the Directors.

Independent Auditor's Report

- Conclude on the appropriateness of the Directors' use of the going concern basis of accounting and, based on the audit evidence obtained, whether a material uncertainty exists related to events or conditions that may cast significant doubt on the Group's ability to continue as a going concern. If we conclude that a material uncertainty exists, we are required to draw attention in our auditor's report to the related disclosures in the consolidated financial statements or, if such disclosures are inadequate, to modify our opinion. Our conclusions are based on the audit evidence obtained up to the date of our auditor's report. However, future events or conditions may cause the Group to cease to continue as a going concern.
- Evaluate the overall presentation, structure and content of the consolidated financial statements, including the disclosures, and whether the consolidated financial statements represent the underlying transactions and events in a manner that achieves fair presentation.
- Obtain sufficient appropriate audit evidence regarding the financial information of the entities or business activities within the Group to express an opinion on the consolidated financial statements. We are responsible for the direction, supervision and performance of the group audit. We remain solely responsible for our audit opinion.

We communicate with the Audit Committee regarding, among other matters, the planned scope and timing of the audit and significant audit findings, including any significant deficiencies in internal control that we identify during our audit.

We also provide the Audit Committee, with a statement that we have complied with relevant ethical requirements regarding independence, and to communicate with them all relationships and other matters that may reasonably be thought to bear on our independence, and where applicable, actions taken to eliminate threats or safeguards applied.

From the matters communicated with the Directors, we determine those matters that were of most significance in the audit of the consolidated financial statements of the current period and are therefore the key audit matters. We describe these matters in our auditor's report unless law or regulation precludes public disclosure about the matter or when, in extremely rare circumstances, we determine that a matter should not be communicated in our report because the adverse consequences of doing so would reasonably be expected to outweigh the public interest benefits of such communication.

BDO Limited

Certified Public Accountants

Lui Chi Kin

Practising Certificate Number P06162

Hong Kong, 29 March 2022

Consolidated Statement of Comprehensive Income

For the year ended 31 December 2021

| | Notes | 2021 RMB'000 | 2020 RMB'000 |
|---|-------|--------------------|-----------------|
| Revenue | 7 | 1,519,614 | 1,520,849 |
| Cost of sales | | (1,447,506) | (1,405,289) |
| Gross profit | | 72,108 | 115,560 |
| Other income and other gains | 7 | 41,019 | 23,511 |
| Selling and distribution costs | | (40,050) | (43,740) |
| Administrative expenses | | (64,829) | (74,882) |
| Reversal of/(Provision for) impairment loss on trade and bill receivables and other receivables, net | | 1,240 | (872) |
| Other operating expenses | | (39,097) | (36,136) |
| Loss from operations | 8 | (29,609) | (16,559) |
| Finance costs | 9 | (12,379) | (18,743) |
| Share of loss of an associate | | - | (205) |
| Loss before taxation | | (41,988) | (35,507) |
| Income tax credit/(expense) | 10 | 419 | (274) |
| Loss for the year | | (41,569) | (35,781) |
| Other comprehensive income | | | |
| Item that may be reclassified subsequently to profit or loss: | | | |
| Exchange differences in translating foreign operations | | (437) | 358 |
| Other comprehensive income for the year | | (437) | 358 |
| Total comprehensive income for the year | | (42,006) | (35,423) |
| Loss for the year attributable to: | | | |
| Owners of the Company | | (40,616) | (36,057) |
| Non-controlling interests | | (953) | 276 |
| | | (41,569) | (35,781) |
| Total comprehensive income for the year attributable to: | | | |
| Owners of the Company | | (41,053) | (35,699) |
| Non-controlling interests | | (953) | 276 |
| | | (42,006) | (35,423) |
| Loss per share for loss attributable to the owners of the Company during the year | 12 | | |
| Basic (RMB cents) | | (9.38) | (8.33) |
| Diluted (RMB cents) | | (9.38) | (8.33) |

Consolidated Statement of Financial Position

As at 31 December 2021

| | Notes | 2021 RMB'000 | 2020 RMB'000 |
|--|-------|------------------|------------------|
| ASSETS AND LIABILITIES | | | |
| Non-current assets | | | |
| Property, plant and equipment | 14 | 380,686 | 423,362 |
| Investment property | 15 | 191,519 | 195,619 |
| Interests in associate | 16 | – | – |
| Goodwill | 17 | 56,355 | 56,355 |
| Biological assets | 18 | 27,200 | 32,178 |
| Right-of-use assets | 19 | 108,432 | 114,870 |
| Deferred tax assets | 21 | 346 | 583 |
| Deposits for property, plant and equipment | | – | 1,631 |
| Total non-current assets | | 764,538 | 824,598 |
| Current assets | | | |
| Biological assets | 18 | 6,854 | 21,168 |
| Inventories | 22 | 127,489 | 120,642 |
| Trade and bills receivables | 23 | 120,154 | 86,575 |
| Prepayments, other receivables and deposits | 24 | 71,103 | 45,079 |
| Pledged deposits | 26 | 29,000 | 45,432 |
| Cash and cash equivalents | 26 | 138,624 | 208,762 |
| | | 493,224 | 527,658 |
| Assets classified as held for sale | 42 | – | 115,985 |
| Total current assets | | 493,224 | 643,643 |
| Current liabilities | | | |
| Trade and bills payables | 27 | 227,642 | 148,511 |
| Accrued liabilities and other payables | 28 | 116,022 | 117,908 |
| Contract liabilities | 29 | 16,586 | 13,665 |
| Interest-bearing bank borrowings | 30 | 101,104 | 275,000 |
| Amount due to a related party | 31 | 44,494 | 9,378 |
| Loans from immediate holding company | 32 | 73,505 | 76,375 |
| Deferred government grants | 33 | 4,798 | 4,395 |
| Other borrowings | 34 | 8,576 | 9,210 |
| Lease liabilities | 35 | 4,447 | 4,574 |
| Tax payables | | 2,177 | 2,350 |
| | | 599,351 | 661,366 |
| Liabilities associated with assets classified as held for sale | 42 | – | 109,160 |
| Total current liabilities | | 599,351 | 770,526 |
| Net current liabilities | | (106,127) | (126,883) |
| Total assets less current liabilities | | 658,411 | 697,715 |

Consolidated Statement of Financial Position

As at 31 December 2021

| | Notes | 2021 RMB'000 | 2020 RMB'000 |
|--|-------|-----------------|-----------------|
| Non-current liabilities | | | |
| Interest-bearing bank borrowings | 30 | 19,400 | – |
| Deferred government grants | 33 | 21,088 | 21,457 |
| Lease liabilities | 35 | 32,984 | 37,434 |
| Deferred tax liabilities | 21 | 2,696 | 3,575 |
| Total non-current liabilities | | 76,168 | 62,466 |
| Net assets | | 582,243 | 635,249 |
| EQUITY | | | |
| Equity attributable to the Company's owners | | | |
| Share capital | 36 | 112,176 | 112,176 |
| Reserves | 37 | 454,726 | 495,779 |
| Non-controlling interests | | 566,902 | 607,955 |
| | | 15,341 | 27,294 |
| Total equity | | 582,243 | 635,249 |

Fang Yu
Director

Gao Yanxu
Director



Consolidated Statement of Changes in Equity

For the year ended 31 December 2021

| | Equity attributable to the Company's owners | | | | | | | | | |
|--|---|----------------|------------------------------|--|------------------------------|---------------------------------------|-------------------|----------------|---------------------------|----------------|
| | Share capital | Share premium* | Merger reserve* (note 37) | Capital redemption reserve* (note 37) | Other reserves* (note 37) | Foreign currency translation reserve* | Retained profits* | Total | Non-controlling interests | Total equity |
| | RMB'000 | RMB'000 | RMB'000 | RMB'000 | RMB'000 | RMB'000 | RMB'000 | RMB'000 | RMB'000 | RMB'000 |
| At 1 January 2020 | 112,176 | 257,073 | (41,374) | 2,374 | 46,798 | 206 | 266,401 | 643,654 | 27,018 | 670,672 |
| Loss for the year | - | - | - | - | - | - | (36,057) | (36,057) | 276 | (35,781) |
| Other comprehensive income | - | - | - | - | - | 358 | - | 358 | - | 358 |
| Total comprehensive (loss)/income for the year | - | - | - | - | - | 358 | (36,057) | (35,699) | 276 | (35,423) |
| At 31 December 2020 and 1 January 2021 | 112,176 | 257,073 | (41,374) | 2,374 | 46,798 | 564 | 230,344 | 607,955 | 27,294 | 635,249 |
| Loss for the year | - | - | - | - | - | - | (40,616) | (40,616) | (953) | (41,569) |
| Other comprehensive income | - | - | - | - | - | (437) | - | (437) | - | (437) |
| Total comprehensive income for the year | - | - | - | - | - | (437) | (40,616) | (41,053) | (953) | (42,006) |
| Capital reduction from non-controlling interests | - | - | - | - | - | - | - | - | (11,000) | (11,000) |
| At 31 December 2021 | 112,176 | 257,073 | (41,374) | 2,374 | 46,798 | 127 | 189,728 | 566,902 | 15,341 | 582,243 |

* The consolidated reserves of the Group as at 31 December 2021 of approximately RMB454,726,000 (2020: RMB495,779,000) as presented in the consolidated statement of financial position comprised these reserve accounts.

Consolidated Statement of Cash Flows

For the year ended 31 December 2021

| | Notes | 2021 RMB'000 | 2020 RMB'000 |
|---|-------|-----------------|-----------------|
| Cash flows from operating activities | | | |
| Loss before taxation | | (41,988) | (35,507) |
| Adjustments for: | | | |
| Interest income | 7 | (6,546) | (4,017) |
| Interest expenses | 9 | 12,379 | 18,743 |
| (Gain)/Loss arising from changes in fair value less estimated costs to sell of biological assets, net | 7 | (6,677) | 4,184 |
| Depreciation of property, plant and equipment | 8 | 55,430 | 69,423 |
| Depreciation of right-of-use assets | 8 | 6,438 | 13,843 |
| Depreciation of investment property | 8 | 9,036 | 2,793 |
| Loss on disposal of property, plant and equipment | 8 | 1,690 | 6,211 |
| Impairment loss on asset classified as held for sale | | 25,632 | – |
| Gain from termination of lease contracts | 7 | – | (1,948) |
| Amortisation of deferred income on government grants | 7 | (4,798) | (4,411) |
| Rental concessions | | – | (729) |
| Impairment loss on property, plant and equipment | 8 | – | 19,100 |
| Impairment loss on right-of-use assets | 8 | – | 8,413 |
| (Reversal of)/Provision for impairment loss on trade and bills receivables | 8 | (945) | 816 |
| (Reversal of)/Provision for impairment loss on other receivables | 8 | (295) | 56 |
| (Gain)/Loss on disposal of a subsidiary | 41 | (11,205) | 480 |
| Unrealised exchange gain | | – | (417) |
| Share of loss of an associate | | – | 205 |
| Operating profit before working capital changes | | 38,151 | 97,238 |
| Increase in inventories | | (5,429) | (11,392) |
| (Increase)/Decrease in trade and bills receivables | | (33,023) | 11,266 |
| Increase in prepayments, other receivables and deposits | | (13,799) | (6,355) |
| Decrease in biological assets | | 25,970 | 5,165 |
| Increase/(Decrease) in trade and bills payables | | 78,401 | (25,087) |
| (Decrease)/Increase in accrued liabilities and other payables | | (10,979) | 29,271 |
| Increase in contract liabilities | | 2,897 | 279 |
| Cash generated from operations | | 82,189 | 100,385 |
| Interest paid | | (10,900) | (16,219) |
| Income taxes paid | | (456) | (191) |
| <i>Net cash generated from operating activities</i> | | 70,833 | 83,975 |
| Cash flows from investing activities | | | |
| Purchases of property, plant and equipment | | (23,220) | (80,986) |
| Proceeds from disposal of property, plant and equipment | | 1,800 | – |
| Net proceeds from disposal of subsidiaries | 41 | 1,000 | 3,932 |
| Receipt of deferred government grants | 33 | 4,832 | 11,900 |
| Interest received | | 6,546 | 4,017 |
| Decrease in pledged deposits | | 16,432 | 10,448 |
| <i>Net cash generated from/(used in) investing activities</i> | | 7,390 | (50,689) |

Consolidated Statement of Cash Flows

For the year ended 31 December 2021

| | Notes | 2021 RMB'000 | 2020 RMB'000 |
|--|-------|------------------|-----------------|
| Cash flows from financing activities | | | |
| (Decrease)/Increase in loans from immediate holding company | | (2,870) | 49,527 |
| New bank borrowings | | 120,704 | 275,000 |
| Decrease in other borrowings | | – | (13,503) |
| Repayment of bank borrowings | | (275,200) | (334,000) |
| Repayment of lease liabilities including principal and interest portion | | (6,873) | (9,940) |
| Increase in amount due to a related party | | 16,998 | 65,129 |
| <i>Net cash (used in)/generated from financing activities</i> | | (147,241) | 32,213 |
| Net (decrease)/increase in cash and cash equivalents | | | |
| | | (69,018) | 65,499 |
| Cash and cash equivalents at 1 January | | | |
| Bank balance eliminated upon transfer to assets classified as held for sale | 42 | – | (17,640) |
| Effect of foreign exchange rate change, net | | (1,120) | 1,436 |
| Cash and cash equivalents at 31 December | | | |
| | | 138,624 | 208,762 |
| Analysis of balances of cash and cash equivalents | | | |
| Cash and bank balances | | 138,624 | 208,762 |

Notes to the Financial Statements

31 December 2021

1. CORPORATE INFORMATION

China Kangda Food Company Limited (the "Company") was incorporated in Bermuda as an exempted company with limited liability under the Companies Act 1981 of Bermuda on 28 April 2006. The registered office of the Company is located at Canon's Court, 22 Victoria Street, Hamilton HM12, Bermuda. The principal place of business of the Company is located at No. 8399, Binhai Boulevard, Huangdao District, Qingdao, the People's Republic of China. The Company's shares are primary listed on the Main Board of The Stock Exchange of Hong Kong Limited and the listing status in the Main Board of the Singapore Exchange Securities Trading Limited was changed from primary listing to secondary listing with effect from 23 January 2017.

The principal activity of the Company is investment holding. The principal activities of the Company's subsidiaries (together with the Company referred as the "Group") are set out in note 39 to the financial statements.

In the opinion of the Directors, the immediate holding company of the company is Zenith Hope Limited, incorporated in British Virgin Islands and the ultimate holding company of the Company is Eternal Myriad Limited, incorporated in British Virgin Islands.

The Group's operations are principally conducted in the People's Republic of China (the "PRC"), excluding Hong Kong and Macau.

The financial statements for the year ended 31 December 2021 were approved for issue by the board of Directors on 29 March 2022.

2. APPLICATIONS OF INTERNATIONAL FINANCIAL REPORTING STANDARDS("IFRSs")

(a) Adoption of new/revised IFRSs – first effective on 1 January 2021

In the current year, the Group has applied for the first time the following new/revised IFRSs and amendments issued by International Accounting Standards Board ("IASB") which is relevant to and effective for the Group's financial statements for annual period beginning on 1 January 2021:

| | |
|---|---|
| Amendments to IFRS 9, IAS 39, IFRS 7, IFRS 4 and IFRS 16 | Interest Rate Benchmark Reform – Phase 2 |
| Amendment to IFRS 16 | Covid – 19 – Related Rent Concessions beyond 30 June 2021 |

The new or amended IFRSs that are effective from 1 January 2021 did not have any significant impact on the Group's accounting policies.

Notes to the Financial Statements

31 December 2021

2. APPLICATIONS OF INTERNATIONAL FINANCIAL REPORTING STANDARDS("IFRSs") (CONTINUED)

(b) New/revised IFRSs that have been issued but are not yet effective

The following new/revised IFRSs, potentially relevant to the Group's financial statements, have been issued, but are not yet effective and have not been early adopted by the Group. The Group's current intention is to apply these changes on the date they become effective.

| | |
|---|--|
| Amendments to IAS 1 | Classification of Liabilities as Current or Non-current ² |
| Amendments to IAS 1 and IFRS Practice Statement 2 | Disclosure of Accounting Policies ² |
| Amendments to IAS 8 | Definition of Accounting Estimates ³ |
| Amendments to IAS 12 | Deferred Tax related to Assets and Liabilities arising from a Single Transaction ² |
| Amendments to IAS 16 | Property, Plant and Equipment: Proceeds before Intended Use ¹ |
| Amendments to IAS 37 | Onerous Contracts – Cost of Fulfilling a Contract ¹ |
| Amendments to IFRS 3 | Reference to the Conceptual Framework ¹ |
| Amendments to IFRS 10 and IAS 28 | Sale or Contribution of Assets between an investor and its Associate or Joint Venture ³ |
| Annual Improvements to IFRSs | Annual Improvements to IFRSs 2018-2020 ¹ |

¹ Effective for annual periods beginning on or after 1 January 2022

² Effective for annual periods beginning on or after 1 January 2023

³ No mandatory effective date yet determined by available for adoption

Amendments to IAS 1, Classification of Liabilities as Current or Non-current

The amendments clarify that the classification of liabilities as current or non-current is based on rights that are in existence at the end of the reporting period, specify that classification is unaffected by expectations about whether an entity will exercise its right to defer settlement of a liability and explain that rights are in existence if covenants are complied with at the end of the reporting period. The amendments also introduce a definition of 'settlement' to make clear that settlement refers to the transfer to the counterparty of cash, equity instruments, other assets or services.

Amendments to IAS 1 and IFRS Practice Statement 2, Disclosure of Accounting Policies

The key amendments to IAS 1 include (i) requiring companies to disclose their material accounting policies rather than their significant accounting policies; (ii) clarifying that accounting policies related to immaterial transactions, other events or conditions are themselves immaterial and as such need not be disclosed; and (iii) clarifying that not all accounting policies that relate to material transactions, other events or conditions are themselves material to a company's financial statements.

Amended IFRS Practice Statement 2 includes guidance and two additional examples on the application of materiality to accounting policy disclosures.

Amendments to IAS 8, Definition of Accounting Estimates

The amendments introduce a new definition for accounting estimates: clarifying that they are monetary amounts in the financial statements that are subject to measurement uncertainty.

The amendments also clarify the relationship between accounting policies and accounting estimates by specifying that a company develops an accounting estimate to achieve the objective set out by an accounting policy.

Notes to the Financial Statements

31 December 2021

2. APPLICATIONS OF INTERNATIONAL FINANCIAL REPORTING STANDARDS("IFRSs") (CONTINUED)

(b) New/revised IFRSs that have been issued but are not yet effective (Continued)

Amendments to IAS 12, Deferred Tax related to Assets and Liabilities arising from a Single Transaction

The amendments narrow the scope of the recognition exemption so that it no longer applies to transactions that, on initial recognition, give rise to equal taxable and deductible temporary differences.

Amendments to IAS 16, Property, Plant and Equipment: Proceeds before Intended Use

The amendments prohibit deducting from the cost of an item of property, plant and equipment any proceeds from selling items produced while bringing that asset to the location and condition necessary for it to be capable of operating in the manner intended by management. Instead, the proceeds from selling such items, and the cost of producing those items, is recognised in profit or loss.

Amendments to IAS 37, Onerous Contracts – Cost of Fulfilling a Contract

The amendments specify that the 'cost of fulfilling' a contract comprises the 'costs that relate directly to the contract'. Costs that relate directly to a contract can either be incremental costs of fulfilling that contract (e.g. direct labour and materials) or an allocation of other costs that relate directly to fulfilling contracts (e.g. the allocation of the depreciation charge for an item of property, plant and equipment used in fulfilling the contract).

Amendments to IFRS 3, Reference to the Conceptual Framework

The amendments update IFRS 3 so that it refers to the revised Conceptual Framework for Financial Reporting 2018 instead of the version issued in 2010. The amendments add to IFRS 3 a requirement that, for obligations within the scope of IAS 37, an acquirer applies IAS 37 to determine whether at the acquisition date a present obligation exists as a result of past events. For a levy that would be within the scope of IFRIC-Int 21 Levies, the acquirer applies IFRIC-Int 21 to determine whether the obligating event that gives rise to a liability to pay the levy has occurred by the acquisition date. The amendments also add an explicit statement that an acquirer does not recognise contingent assets acquired in a business combination.

Amendments to IFRS 10 and IAS 28, Sale or Contribution of Assets between an Investor and its Associate or Joint Venture

The amendments clarify with situations where there is a sale or contribution of assets between an investor and its associate or joint venture. When the transaction with an associate or joint venture that is accounted for using the equity method, any gains or losses resulting from the loss of control of a subsidiary that does not contain a business are recognised in the profit or loss only to the extent of the unrelated investors' interests in that associate or joint venture. Similarly, any gains or losses resulting from the remeasurement of retained interest in any former subsidiary (that has become an associate or a joint venture) to fair value are recognised in the profit or loss only to the extent of the unrelated investors' interests in the new associate or joint venture.

Notes to the Financial Statements

31 December 2021

2. APPLICATIONS OF INTERNATIONAL FINANCIAL REPORTING STANDARDS("IFRSs") (CONTINUED)

(b) New/revised IFRSs that have been issued but are not yet effective (Continued)

Annual Improvements to IFRS, Annual Improvements to IFRSs 2018 – 2020

The annual improvements amended a number of standards, including:

- IFRS 9, Financial Instruments, which clarify the fees included in the '10 per cent' test in paragraph B3.3.6 of IFRS 9 in assessing whether to derecognise a financial liability, explaining that only fees paid or received between the entity and the lender, including fees paid or received by either the entity or the lender on other's behalf are included.
- IFRS 16, Leases, which amend Illustrative Example 13 to remove the illustration of reimbursement of leasehold improvements by the lessor in order to resolve any potential confusion regarding the treatment of lease incentives that might arise because of how lease incentives are illustrated in that example.
- IAS 41, Agriculture, which remove the requirement to exclude taxation cash flows when measuring the fair value of a biological asset using a present value technique.

The Directors of the Company have performed an assessment on the above new standards, amendments and interpretations and have concluded on a preliminary basis that these new standards and amendments would not have a significant impact on the Group's consolidated financial statements in subsequent years.

3. BASIS OF PREPARATION

(a) Statement of compliance

The financial statements have been prepared in accordance with IFRSs which collective term includes all applicable individual International Financial Reporting Standards and Interpretations approved by the IASB, and all applicable individual International Accounting Standards and Interpretations as originated by the Board of the International Accounting Standards Committee and adopted by the IASB. The financial statements also include the applicable disclosure requirements of the Hong Kong Companies Ordinance and the Rules Governing the Listing of Securities on The Stock Exchange of Hong Kong Limited.

(b) Basis of measurement and going concern assumption

The financial statements have been prepared under the historical cost basis except for biological assets which are stated at fair values less cost to sell and financial assets at fair value though other comprehensive income which are stated at fair values as explained in the accounting policies set out below. It should be noted that accounting estimates and assumptions are used in preparation of the financial statements. Although these estimates are based on management's best knowledge and judgement of current events and actions, actual results may ultimately differ from those estimates.

In preparing the financial statements, the Directors considered the operations of the Group can continue as a going concern notwithstanding that the Group:

1. incurred a loss attributable to the owners of the Company of approximately RMB40,616,000 during the year ended 31 December 2021, and as of that date, the Group's current liabilities exceeded its current assets by approximately RMB106,127,000; and
2. had bank borrowings (note 30), amount due to a related party (note 31), other borrowings (note 34) and loans from immediate holding company (note 32), with an aggregate amount of approximately RMB227,679,000 as at 31 December 2021 that are due for repayment within one year from 31 December 2021, while the Group only maintained its cash and cash equivalents of RMB138,624,000.

Notes to the Financial Statements

31 December 2021

3. BASIS OF PREPARATION (CONTINUED)

(b) Basis of measurement and going concern assumption (Continued)

These conditions indicate the existence of a material uncertainty which may cast significant doubt on the Group's ability to continue as a going concern and therefore, that it may be unable to realise its assets and discharge its liabilities in the normal course of business. Nevertheless, the financial statements were prepared on a going concern basis as the Directors are of the view that the Group will have sufficient working capital to finance its operations and meet its financial obligations as and when they fall due within, based on a cash flow forecast covering a period of one year from the date of approval of these consolidated financial statements for issue, after taking into consideration of the following:

1. The Group continues to expand its production volume by improving the efficiency of its facilities and implement measures to tighten cost controls over various operating expenses in order to improve its profitability and cash inflow from its operations in the future;
2. Subsequent to the end of the reporting period, the Group obtained a new bank borrowing of RMB130,000,000 which will be mature for a year from the date of grant. In addition, the Group renewed a bank borrowing of RMB100,000,000 from one of the Group's major bankers for another year from the date of renewal. All these bank borrowings will mature in 2023. Moreover, the Group also obtained a written confirmation from its immediate holding company, which confirmed to renew the outstanding loan balances of RMB73,505,000 to the Group for another year upon the maturity. Other than these, the Group is actively negotiating with other borrowers to seek for renewal of other borrowings; and
3. The Group is actively exploring the availability of alternative source of financing.

The Directors of the Company believe that the aforementioned financing/business plans and operational measures will be successful, based on the continuous efforts and commitment given by the management.

Having regard to the cash flow projection of the Group, which are prepared assuming that these measures are successful, the Directors of the Company are of the opinion that, in the light of the measures taken to-date, together with the expected results of the other measures in progress, the Group will have sufficient cash resources to satisfy its future working capital and other financing requirements.

Should the Group be unable to continue in business as a going concern, adjustments would have to be made in the financial statements to write down the values of the assets to their net realisable amounts, to provide for any further liabilities which might arise, and to reclassify non-current assets and non-current liabilities as current assets and current liabilities respectively. The effect of such adjustments has not yet been reflected in the financial statements.

(c) Functional and presentation currency

The financial statements are presented in Renminbi ("RMB"), which is the same as the functional currency of the Company and its subsidiaries in the PRC.

Notes to the Financial Statements

31 December 2021

4. SIGNIFICANT ACCOUNTING POLICIES

(a) Basis of consolidation

The consolidated financial statements comprise the financial statements of the Company and its subsidiaries. Inter-company transactions and balances between group companies together with unrealised profits are eliminated in full in preparing the consolidated financial statements. Unrealised losses are also eliminated unless the transaction provides evidence of impairment on the asset transferred, in which case the loss is recognised in profit or loss.

The results of subsidiaries acquired or disposed of during the year are included in the consolidated statement of comprehensive income from the dates of acquisition or up to the dates of disposal, as appropriate. Where necessary, adjustments are made to the financial statements of subsidiaries to bring their accounting policies in line with those used by other members of the Group.

The Group accounts for business combinations using the acquisition method when the acquired set of activities and assets meets the definition of a business and control is transferred to the Group. In determining whether a particular set of activities and assets is a business, the Group assesses whether the set of assets and activities acquired includes, at a minimum, an input and substantive processes and whether the acquired set has the ability to produce outputs.

The cost of an acquisition is measured at the aggregate of the acquisition-date fair value of assets transferred, liabilities incurred and equity interests issued by the Group, as the acquirer. The identifiable assets acquired and liabilities assumed are principally measured at acquisition-date fair value. The Group's previously held equity interest in the acquiree is re-measured at acquisition-date fair value and the resulting gains or losses are recognised in profit or loss. The Group may elect, on a transaction-by-transaction basis, to measure the non-controlling interests that represent present ownership interests in the subsidiary either at fair value or at the proportionate share of the acquiree's identifiable net assets. All other non-controlling interests are measured at fair value unless another measurement basis is required by IFRSs. Acquisition-related costs incurred are expensed unless they are incurred in issuing equity instruments in which case the costs are deducted from equity.

Any contingent consideration to be transferred by the acquirer is recognised at acquisition-date fair value. Subsequent adjustments to consideration are recognised against goodwill only to the extent that they arise from new information obtained within the measurement period (a maximum of 12 months from the acquisition date) about the fair value at the acquisition date. All other subsequent adjustments to contingent consideration classified as an asset or a liability are recognised in profit or loss.

Subsequent to acquisition, the carrying amount of non-controlling interests that represent present ownership interests in the subsidiary is the amount of those interests at initial recognition plus such non-controlling interest's share of subsequent changes in equity. Non-controlling interests are presented in the consolidated statement of financial position within equity, separately from equity attributable to owners of the Company. Profit or loss and each component of other comprehensive income are attributed to the owners of the Company and to the non-controlling interests. Total comprehensive income is attributed to such non-controlling interests even if this results in those non-controlling interests having a deficit balance.

Notes to the Financial Statements

31 December 2021

4. SIGNIFICANT ACCOUNTING POLICIES (CONTINUED)

(b) Subsidiaries

A subsidiary is an investee over which the Company is able to exercise control. The Company controls an investee if all three of the following elements are present: (i) power over the investee; (ii) exposure, or rights, to variable returns from the investee; and (iii) the ability to use its power to affect those variable returns. Control is reassessed whenever facts and circumstances indicate that there may be a change in any of these elements of control.

In the Company's statement of financial position, investments in subsidiaries are stated at cost less impairment loss, if any. The results of subsidiaries are accounted for by the Company on the basis of dividend received and receivable.

(c) Associates

An associate is an entity over which the Group has significant influence and that is neither a subsidiary nor a joint venture. Significant influence is the power to participate in the financial and operating policy decisions of the investee but is not control or joint control over those policies. Associates are accounted for using the equity method whereby they are initially recognised at cost and thereafter, their carrying amount are adjusted for the Group's share of the post-acquisition change in the associates' net assets except that losses in excess of the Group's interest in the associate are not recognised unless there is an obligation to make good those losses.

Profits and losses arising on transactions between the Group and its associates are recognised only to the extent of unrelated investors' interests in the associate. The investor's share in the associate's profits and losses resulting from these transactions is eliminated against the carrying value of the associate. Where unrealised losses provide evidence of impairment of the asset transferred they are recognised immediately in profit or loss.

Any premium paid for an associate above the fair value of the Group's share of the identifiable assets, liabilities and contingent liabilities acquired is capitalised and included in the carrying amount of the associate. Any excess of the Group's share of the net fair value of the identifiable assets and liabilities over the cost of investment, after reassessment, is recognised immediately in profit or loss. Where there is objective evidence that the investment in an associate has been impaired, the carrying amount of the investment is tested for impairment in the same way as other non-financial assets.

(d) Goodwill

Goodwill is initially recognised at cost being the excess of the aggregate of consideration transferred, the amount recognised for non-controlling interests in the acquiree and the acquisition date fair value of the acquirer's previously held equity interest in the acquiree over the fair value of identifiable assets and liabilities acquired.

Where the fair value of identifiable assets and liabilities exceed the aggregate of the fair value of consideration paid, the amount of any non-controlling interest in the acquiree and the acquisition date fair value of the acquirer's previously held equity interest in the acquiree, the excess is recognised in profit or loss on the acquisition date, after re-assessment.

Goodwill is measured at cost less impairment losses. For the purpose of impairment testing, goodwill arising from an acquisition is allocated to each of the relevant cash-generating units that are expected to benefit from the synergies of the combination. A cash-generating unit is the smallest identifiable group of assets that generates cash inflows that are largely independent of the cash flows from other assets or group of assets. A cash-generating unit to which goodwill has been allocated is tested for impairment annually, by comparing its carrying amount with its recoverable amount (see note 4(l)) and whenever there is an indication that the unit may be impaired.

Notes to the Financial Statements

31 December 2021

4. SIGNIFICANT ACCOUNTING POLICIES (CONTINUED)

(d) Goodwill (Continued)

For goodwill arising on an acquisition in a financial year, the cash-generating unit to which goodwill has been allocated is tested for impairment at the end of that financial year or more frequently if events or changes in circumstances indicate that the carrying value may be impaired. When the recoverable amount of the cash-generating unit is less than the carrying amount of the unit, the impairment loss is first allocated to reduce the carrying amount of any goodwill allocated to the unit, and then to the other assets of the unit on a pro-rata basis of the carrying amount of each asset in the unit. However, the loss allocated to each asset will not reduce the individual asset's carrying amount to below its fair value less of disposal (if measurable) or its value in use (if determinable), whichever is higher. Any impairment loss for goodwill is recognised in profit or loss and is not reversed in subsequent periods.

(e) Property, plant and equipment

Property, plant and equipment, other than construction in progress, are stated at cost less accumulated depreciation and any impairment losses.

The cost of property, plant and equipment includes its purchase price and the costs directly attributable to the acquisition of the items.

Subsequent costs are included in the asset's carrying amount or recognised as a separate asset, as appropriate, only when it is probable that future economic benefits associated with the item will flow to the Group and the cost of the item can be measured reliably. The carrying amount of the replaced part is derecognised. All other repairs and maintenance are recognised as an expense in profit or loss during the financial period in which they are incurred.

Property, plant and equipment other than construction in progress are depreciated so as to write off their cost or valuation net of expected residual value over their estimated useful lives on a straight-line basis. The useful lives, residual value and depreciation method are reviewed, and adjusted if appropriate, at the end of each reporting period. The useful lives are as follows:

| | |
|--|----------------|
| Leasehold buildings | 10 to 20 years |
| Plant and machinery | 5 to 10 years |
| Furniture, fixtures and office equipment | 5 to 10 years |
| Motor vehicles | 5 years |

Construction in progress is stated at cost less impairment losses. Cost comprises direct costs of construction as well as borrowing costs capitalised during the periods of construction and installation. Capitalisation of these costs ceases and the construction in progress is transferred to the appropriate class of property, plant and equipment when substantially all the activities necessary to prepare the assets for their intended use are completed. No depreciation is provided for in respect of construction in progress until it is completed and ready for its intended use.

An asset is written down immediately to its recoverable amount if its carrying amount is higher than the asset's estimated recoverable amount.

The gain or loss on disposal of an item of property, plant and equipment is the difference between the net sale proceeds and its carrying amount, and is recognised in profit or loss on disposal.

Notes to the Financial Statements

31 December 2021

4. SIGNIFICANT ACCOUNTING POLICIES (CONTINUED)

(f) Financial instruments

(i) Financial assets

A financial asset (unless it is a trade receivable without a significant financing component) is initially measured at fair value plus, for an item not at fair value through profit or loss, transaction costs that are directly attributable to its acquisition or issue. A trade receivable without a significant financing component is initially measured at the transaction price.

All regular way purchases and sales of financial assets are recognised on the trade date, that is, the date that the Group commits to purchase or sell the asset. Regular way purchases or sales are purchases or sales of financial assets that require delivery of assets within the period generally established by regulation or convention in the market place.

Financial assets with embedded derivatives are considered in their entirety when determining whether their cash flows are solely payment of principal and interest.

Debt instruments

Subsequent measurement of debt instruments depends on the Group's business model for managing the asset and the cash flow characteristics of the asset. There are two measurement categories into which the Group classifies its debt instruments:

Financial assets at amortised cost: Assets that are held for collection of contractual cash flows where those cash flows represent solely payments of principal and interest are measured at amortised cost. Financial assets at amortised cost are subsequently measured using the effective interest method. Interest income, foreign exchange gains and losses and impairment are recognised in profit or loss. Any gain on derecognition is recognised in profit or loss.

Financial assets at fair value through other comprehensive income: Assets that are held for collection of contractual cash flows and for selling the financial assets, where the assets' cash flows represent solely payments of principal and interest, are measured at fair value through other comprehensive income. Debt investments at fair value through other comprehensive income are subsequently measured at fair value. Interest income calculated using the effective interest rate method, foreign exchange gains and losses and impairment are recognised in profit or loss. Other net gains and losses are recognised in other comprehensive income. On derecognition, gains and losses accumulated in other comprehensive income are reclassified to profit or loss.

Equity instruments

On initial recognition of an equity investment that is not held for trading, the Group could irrevocably elect to present subsequent changes in the investment's fair value in other comprehensive income. This election is made on an investment-by-investment basis. Equity investments at fair value through other comprehensive income are measured at fair value. Dividend income are recognised in profit or loss unless the dividend income clearly represents a recovery of part of the cost of the investments. Other net gains and losses are recognised in other comprehensive income and are not reclassified to profit or loss. All other equity instruments are classified as fair value through profit or loss, whereby changes in fair value, dividends and interest income are recognised in profit or loss.

Notes to the Financial Statements

31 December 2021

4. SIGNIFICANT ACCOUNTING POLICIES (CONTINUED)

(f) Financial instruments (Continued)

(ii) *Impairment loss on financial assets*

The Group recognises loss allowances for expected credit losses (“ECLs”) on trade receivables, financial assets measured at amortised cost and debt instruments measured at fair value through other comprehensive income. The ECLs are measured on either of the following bases: (1) 12 months ECLs: these are the ECLs that result from possible default events within the 12 months after the reporting date; and (2) lifetime ECLs: these are ECLs that result from all possible default events over the expected life of a financial instrument. The maximum period considered when estimating ECLs is the maximum contractual period over which the Group is exposed to credit risk.

ECLs are a probability-weighted estimate of credit losses. Credit losses are measured as the difference between all contractual cash flows that are due to the Group in accordance with the contract and all the cash flows that the Group expects to receive. The shortfall is then discounted at an approximation to the assets’ original effective interest rate.

The Group measured loss allowances for trade receivables using IFRS 9 simplified approach and has calculated ECLs based on lifetime ECLs. The Group has established a provision matrix that is based on the Group’s historical credit loss experience, adjusted for forward-looking factors specific to the debtors and the economic environment.

For other debt financial assets, the ECLs are based on the 12-month ECLs. However, when there has been a significant increase in credit risk since initial recognition, the allowance will be based on the lifetime ECLs.

When determining whether the credit risk of a financial asset has increased significantly since initial recognition and when estimating ECLs, the Group considers reasonable and supportable information that is relevant and available without undue cost or effort. This includes both quantitative and qualitative information analysis, based on the Group’s historical experience and informed credit assessment and including forward-looking information.

The Group assumes that the credit risk on a financial asset has increased significantly if it is more than 30 days past due.

The Group considers a financial asset to be in default when the debtor is unlikely to pay its credit obligations to the Group in full, without recourse by the Group to action such as realising security (if any is held); or the financial asset is more than 90 days past due.

Depending on the nature of the financial instruments, the assessment of a significant increase in credit risk is performed on either an individual or a collective basis. When the assessment is performed on a collective basis, the financial instruments are grouped based on shared credit risk characteristics, such as past due status and credit risk ratings.

Notes to the Financial Statements

31 December 2021

4. SIGNIFICANT ACCOUNTING POLICIES (CONTINUED)

(f) Financial instruments (Continued)

(ii) Impairment loss on financial assets (Continued)

The Group considers a financial asset to be credit-impaired when:

- significant financial difficulty of the debtor;
- a breach of contract, such as a default or being more than 90 days past due;
- the restructuring of a loan or advance by the Group on terms that the Group would not consider otherwise;
- it is probable that the debtor will enter bankruptcy or other financial reorganisation; or
- the disappearance of an active market for a security because of financial difficulties.

The Group recognises an impairment gain or loss in profit or loss for all financial instruments with a corresponding adjustment to their carrying amount through a loss allowance account, except for investments in debt instruments that are measured at fair value through other comprehensive income, for which the loss allowance is recognised in other comprehensive income and accumulated in equity.

The Group writes off a financial asset when there is information indicating that the debtor is in severe financial difficulty and there is no realistic prospect of recovery, e.g. when the debtor has been placed under liquidation or has entered into bankruptcy proceedings, or in the case of trade receivables, when the amounts are over certain years past due, whichever occurs sooner. Financial assets written off may still be subject to enforcement activities under the Group's recovery procedures, taking into account legal advice where appropriate. Any recoveries made are recognised in profit or loss.

Interest income on credit-impaired financial assets is calculated based on the amortised cost (i.e. the gross carrying amount less loss allowance) of the financial asset. For non credit-impaired financial assets interest income is calculated based on the gross carrying amount.

(iii) Financial liabilities

The Group classifies its financial liabilities, depending on the purpose for which the liabilities were incurred. Financial liabilities at amortised costs are initially measured at fair value, net of directly attributable costs incurred.

Financial liabilities at amortised cost

The Group's financial liabilities at amortised cost including trade and bills payables, accrued liabilities and other payables, interest-bearing bank borrowings, loans from immediate holding company, other borrowings and amount due to a related party are subsequently measured at amortised cost, using the effective interest method. The related interest expense is recognised in profit or loss.

Gains or losses are recognised in profit or loss when the liabilities are derecognised as well as through the amortisation process.

Notes to the Financial Statements

31 December 2021

4. SIGNIFICANT ACCOUNTING POLICIES (CONTINUED)

(f) Financial instruments (Continued)

(iv) *Effective interest method*

The effective interest method is a method of calculating the amortised cost of a financial asset or financial liability and of allocating interest income or interest expense over the relevant period. The effective interest rate is the rate that exactly discounts estimated future cash receipts or payments through the expected life of the financial asset or liability, or where appropriate, a shorter period.

(v) *Equity instruments*

Equity instruments issued by the Company are recorded at the proceeds received, net of direct issue costs.

(vi) *Derecognition*

The Group derecognises a financial asset when the contractual rights to the future cash flows in relation to the financial asset expire or when the financial asset has been transferred and the transfer meets the criteria for derecognition in accordance with IFRS 9.

Financial liabilities are derecognised when the obligation specified in the relevant contract is discharged, cancelled or expires.

Where the Group issues its own equity instruments to a creditor to settle a financial liability in whole or in part as a result of renegotiating the terms of that liability, the equity instruments issued are the consideration paid and are recognised initially and measured at their fair value on the date the financial liability or part thereof is extinguished. If the fair value of the equity instruments issued cannot be reliably measured, the equity instruments are measured to reflect the fair value of the financial liability extinguished. The difference between the carrying amount of the financial liability or part thereof extinguished and the consideration paid is recognised in profit or loss for the year.

(g) Inventories

Inventories are stated at the lower of cost and net realisable value. Cost comprises direct materials computed using weighted average method and, where applicable, direct labour and those overheads that have been incurred in bringing the inventories to their present location and condition. Net realisable value is calculated as the estimated selling price in the ordinary course of business less all further costs of completion and the estimated costs necessary to make the sale.

Notes to the Financial Statements

31 December 2021

4. SIGNIFICANT ACCOUNTING POLICIES (CONTINUED)

(h) Revenue recognition

Revenue from contracts with customers is recognised when control of goods or services is transferred to the customers at an amount that reflects the consideration to which the Group expects to be entitled in exchange for those goods or services, excluding those amounts collected on behalf of third parties. Revenue excludes value added taxes or other sales taxes and is after deduction of any trade discounts.

Depending on the terms of the contract and the laws that apply to the contract, control of the goods or service may be transferred over time or at a point in time. Control of the goods or service is transferred over time if the Group's performance:

- provides all of the benefits received and consumed simultaneously by the customer;
- creates or enhances an asset that the customer controls as the Group performs; or
- does not create an asset with an alternative use to the Group and the Group has an enforceable right to payment for performance completed to date.

If control of the goods or services transfers over time, revenue is recognised over the period of the contract by reference to the progress towards complete satisfaction of that performance obligation. Otherwise, revenue is recognised at a point in time when the customer obtains control of the goods or service.

When the contract contains a financing component which provides the customer a significant benefit of financing the transfer of goods or services to the customer for more than one year, revenue is measured at the present value of the amounts receivable, discounted using the discount rate that would be reflected in a separate financing transaction between the Group and the customer at contract inception. Where the contract contains a financing component which provides a significant financing benefit to the Group, revenue recognised under that contract includes the interest expense accreted on the contract liability under the effective interest method. For contracts where the period between the payment and the transfer of the promised goods or services is one year or less, the transaction price is not adjusted for the effects of a significant financing component, using the practical expedient in IFRS 15.

(i) Sale of goods

Customers obtain control of the food products when the goods are delivered to and have been accepted. Revenue is thus recognised upon when the customers accepted the products. There is generally only one performance obligation. Invoices are usually payable 30 to 90 days.

(ii) Other income

Interest income – interest income is recognised as interest accrues (using the effective interest method).

Government grant – such income is recognised when there is reasonable assurance that the grants will be received and the Group will comply with all attached conditions.

Contract assets and liabilities

A contract asset represents the Group's right to consideration in exchange for services that the Group has transferred to a customer that is not yet unconditional. In contrast, a receivable represents the Group's unconditional right to consideration, i.e. only the passage of time is required before payment of that consideration is due.

A contract liability represents the Group's obligation to transfer services to a customer for which the Group has received consideration (or an amount of consideration is due) from the customer.

Notes to the Financial Statements

31 December 2021

4. SIGNIFICANT ACCOUNTING POLICIES (CONTINUED)

(i) Income taxes

Income taxes comprises current and deferred tax.

Current tax is based on the profit or loss from ordinary activities adjusted for items that are non-assessable or disallowable for income tax purposes and is calculated using tax rates that have been enacted or substantively enacted at the end of reporting period. The amount of current tax payable or receivable is the best estimate of the tax amount expected to be paid or received that reflects any uncertainty related to income tax.

Deferred tax is recognised in respect of temporary differences between the carrying amounts of assets and liabilities for financial reporting purposes and the corresponding amounts used for tax purposes. Except for (i) goodwill not deductible for tax purposes; (ii) initial recognition of assets and liabilities that are not part of the business combination which affect neither accounting nor taxable profits; and (iii) taxable temporary differences arising on investments in subsidiaries and associates where the Group is able to control the reversal of the temporary difference and it is probable that the temporary difference will not reverse in the foreseeable future, deferred tax liabilities are recognised for all temporary differences. Deferred tax assets are recognised to the extent that it is probable that taxable profits will be available against which deductible temporary differences can be utilised, provided that the deductible temporary differences are not arises from initial recognition of assets and liabilities in a transaction other than in a business combination that affects neither taxable profit nor the accounting profit. Deferred tax is measured at the tax rates appropriate to the expected manner in which the carrying amount of the assets or liability is realised or settled and that have been enacted or substantively enacted at the end of reporting period, and reflects any uncertainty related to income taxes.

Deferred tax assets and liabilities are offset when there is a legally enforceable right to set off current tax assets against current tax liabilities and when they relate to income tax levied by the same taxation authority and the Group intends to settle its current tax assets and liabilities on a net basis.

The carrying amount of deferred tax assets is reviewed at each reporting date and reduced to the extent that it is no longer probable that sufficient taxable profits will be available to allow all or part of the assets to be recovered.

Income taxes are recognised in profit or loss except when they relate to items recognised in other comprehensive income in which case the taxes are also recognised in other comprehensive income or when they related to items recognised directly in equity in which case the taxes are also recognised directly in equity.

Notes to the Financial Statements

31 December 2021

4. SIGNIFICANT ACCOUNTING POLICIES (CONTINUED)

(j) Foreign currencies

In the individual financial statements of the consolidated entities, foreign currency transactions are translated into the functional currency of the individual entity using the exchange rates prevailing at the dates of the transactions. At the reporting date, monetary assets and liabilities denominated in foreign currencies are translated at the foreign exchange rates ruling at that date. Foreign exchange gains and losses resulting from the settlement of such transactions and from the reporting date retranslation of monetary assets and liabilities are recognised in the profit or loss. Non-monetary items that are measured in terms of historical cost in a foreign currency are not retranslated.

On consolidation, income and expense items of foreign operations are translated into the presentation currency of the Group (i.e. RMB) at the average exchange rates for the year, unless exchange rates fluctuate significantly during the period, in which case, the rates approximating to those ruling when the transactions took place are used. All assets and liabilities of foreign operations are translated at the rate ruling at the end of reporting period. Exchange differences arising, if any, are recognised in other comprehensive income and accumulated in equity as foreign currency translation reserve (attributed to non-controlling interests as appropriate). Exchange differences recognised in profit or loss of group entities' separate financial statements on the translation of long-term monetary items forming part of the Group's net investment in the foreign operation concerned are reclassified to other comprehensive income and accumulated in equity as foreign currency translation reserve.

On disposal of a foreign operation, the cumulative exchange differences recognised in the foreign currency translation reserve relating to that operation up to the date of disposal are reclassified to profit or loss as part of the profit or loss on disposal.

(k) Employee benefits

Retirement benefits scheme

Pursuant to the relevant regulations of the PRC government, the Group participates in a local municipal government retirement benefits scheme (the "Scheme"), whereby the subsidiaries of the Company in the PRC are required to contribute a certain percentage of the basic salaries of their employees to the Scheme to fund their retirement benefits. The local municipal government undertakes to assume the retirement benefits obligations of all existing and future retired employees of the subsidiaries of the Company. The only obligation of the Group with respect to the Scheme is to pay the ongoing required contributions under the Scheme mentioned above. Contributions under the Scheme are charged to the profit or loss as incurred. There are no provisions under the Scheme whereby forfeited contributions may be used to reduce future contributions.

Short-term employee benefits

Employee entitlements to annual leave are recognised as a liability when they accrue to employees. A provision is made for the estimated liability for unutilised annual leave as a result of services rendered by employees up to the reporting date.

Notes to the Financial Statements

31 December 2021

4. SIGNIFICANT ACCOUNTING POLICIES (CONTINUED)

(l) Impairment of non-financial assets (except for goodwill)

At the end of each reporting period, the Group reviews the carrying amounts of the following assets to determine whether there is any indication that those assets have suffered an impairment loss or an impairment loss previously recognised no longer exists or may have decreased:

- property, plant and equipment;
- investments in subsidiaries and associates;
- investment property; and
- right-of-use assets

If the recoverable amount (i.e. the greater of the fair value less costs of disposal and value in use) of an asset is estimated to be less than its carrying amount, the carrying amount of the asset is reduced to its recoverable amount. An impairment loss is recognised as an expense immediately.

Where an impairment loss subsequently reverses, the carrying amount of the asset is increased to the revised estimate of its recoverable amount, to the extent that the increased carrying amount does not exceed the carrying amount that would have been determined had no impairment loss been recognised for the asset in prior years. A reversal of an impairment loss is recognised in profit or loss immediately.

(m) Related parties

- (1) A person or a close member of that person's family is related to the Group if that person:
- (i) has control or joint control over the Company;
 - (ii) has significant influence over the Company; or
 - (iii) is a member of key management personnel of the Company or the Company's parent.

Notes to the Financial Statements

31 December 2021

4. SIGNIFICANT ACCOUNTING POLICIES (CONTINUED)

(m) Related parties (Continued)

- (2) An entity is related to the Company if any of the following conditions apply:
- (i) The entity and the Group are members of the same group (which means that each parent, subsidiary and fellow subsidiary is related to the others).
 - (ii) One entity is an associate or joint venture of the other entity (or an associate or joint venture of a member of a group of which the other entity is a member).
 - (iii) Both entities are joint ventures of the same third party.
 - (iv) One entity is a joint venture of a third entity and the other entity is an associate of the third entity.
 - (v) The entity is a post-employment benefit plan for the benefit of the employees of the Group or an entity related to the Group.
 - (vi) The entity is controlled or jointly controlled by a person identified in (1).
 - (vii) A person identified in (1)(i) has significant influence over the entity or is a member of key management personnel of the entity (or of a parent of the entity).
 - (viii) The entity, of any member of a group of which it is a part, provides key management personnel services to the Company or to the Company's parent.

Close members of the family of a person are those family members who may be expected to influence, or be influenced by, that person in their dealings with the entity and include:

- (i) that person's children and spouse or domestic partner;
- (ii) children of that person's spouse or domestic partner; and
- (iii) dependents of that person or that person's spouse or domestic partner.

(n) Leases

The Group as a lessee

All leases are required to be capitalised in the consolidated statement of financial position as right-of-use assets and lease liabilities, but accounting policy choices exist for an entity to choose not to capitalise (i) leases which are short-term leases and/or (ii) leases for which the underlying asset is of low-value. The Group has elected not to recognise right-of-use assets and lease liabilities for low-value assets and leases for which at the commencement date have a lease term of less than 12 months. The lease payments associated with those leases have been expensed on straight-line basis over the lease term.

Right-of-use asset

The right-of-use asset should be recognised at cost and would comprise: (i) the amount of the initial measurement of the lease liability; (ii) any lease payments made at or before the commencement date, less any lease incentives received; (iii) any initial direct costs incurred by the lessee and (iv) an estimate of costs to be incurred by the lessee in dismantling and removing the underlying asset to the condition required by the terms and conditions of the lease, unless those costs are incurred to produce inventories. The Group measures the right-of-use assets applying a cost model. Under the cost model, the Group measures the right-to-use at cost, less any accumulated depreciation and any impairment losses, and adjusted for any remeasurement of lease liability.

Notes to the Financial Statements

31 December 2021

4. SIGNIFICANT ACCOUNTING POLICIES (CONTINUED)

(n) Leases (Continued)

The Group as a lessee (Continued)

Lease liability

The lease liability is recognised at the present value of the lease payments that are not paid at the date of commencement of the lease. The lease payments are discounted using the interest rate implicit in the lease, if that rate can be readily determined. If that rate cannot be readily determined, the Group uses the Group's incremental borrowing rate.

The following payments for the right-to-use the underlying asset during the lease term that are not paid at the commencement date of the lease are considered to be lease payments: (i) fixed payments less any lease incentives receivable; (ii) variable lease payments that depend on an index or a rate, initially measured using the index or rate as at commencement date; (iii) amounts expected to be payable by the lessee under residual value guarantees; (iv) the exercise price of a purchase option if the lessee is reasonably certain to exercise that option and (v) payments of penalties for terminating the lease, if the lease term reflects the lessee exercising an option to terminate the lease.

Subsequent to the commencement date, the Group measures the lease liability by: (i) increasing the carrying amount to reflect interest on the lease liability; (ii) reducing the carrying amount to reflect the lease payments made; and (iii) remeasuring the carrying amount to reflect any reassessment or lease modification, or to reflect revised in-substance fixed lease payments.

When the Group revises its estimate of the term of any lease (because, for example, it re-assesses the probability of a lessee extension or termination option being exercised), it adjusts the carrying amount of the lease liability to reflect the payments to make over the revised term, which are discounted using a revised discount rate. The carrying value of lease liabilities is similarly revised when the variable element of future lease payments dependent on a rate or index is revised, except the discount rate remains unchanged. In both cases, an equivalent adjustment is made to the carrying value of the right-of-use asset, with the revised carrying amount being amortised over the remaining (revised) lease term. If the carrying amount of the right-of-use asset is adjusted to zero, any further reduction is recognised in profit or loss.

When the Group renegotiates the contractual terms of a lease with the lessor, if the renegotiation results in one or more additional assets being leased for an amount commensurate with the standalone price for the additional rights-of-use obtained, the modification is accounted for as a separate lease, in all other cases, where the renegotiated increases the scope of the lease (whether that is an extension to the lease term, or one or more additional assets being leased), the lease liability is remeasured using the discount rate applicable on the modification date, with the right-of-use asset being adjusted by the same amount. With the exception to which the practical expedient for Covid-19-Related Rent Concessions applies, if the renegotiation results in a decrease in the scope of the lease, both the carrying amount of the lease liability and right-of-use asset are reduced by the same proportion to reflect the partial or full termination of the lease with any difference recognised in profit or loss. The lease liability is then further adjusted to ensure its carrying amount reflects the amount of the renegotiated payments over the renegotiated term, with the modified lease payments discounted at the rate applicable on the modification date and the right-of-use asset is adjusted by the same amount.

Notes to the Financial Statements

31 December 2021

4. SIGNIFICANT ACCOUNTING POLICIES (CONTINUED)

(n) Leases (Continued)

The Group as a lessor

Leases are classified as finance leases whenever the terms of the lease transfer substantially all the risks and rewards of ownership of the leased assets to the lessee. All other leases are classified as operating leases.

When the Group is an intermediate lessor, it accounts for the head lease and the sub-lease as two separate leases. The sub-lease is classified as a finance or operating lease by reference to the right-of-use asset arising from the head lease.

Rental income from operating leases is recognised in profit or loss on a straight-line basis over the term of the relevant lease. Initial direct costs incurred in negotiating and arranging an operating lease are added to the carrying amount of the leased asset and recognised as an expense on the straight-line basis over the lease term.

Any changes in the scope of the consideration for a lease that was not part of the original terms and conditions of the lease are accounted for as lease modifications. The Group accounts for a modification to an operating lease as a new lease from the effective date of the modification, recognising the remaining lease payments as income on either a straight-line basis or another systematic basis over the remaining lease term.

(o) Investment property

Investment properties are interests in land and buildings (including the leasehold property held as a right-of-use asset which would otherwise meet the definition of an investment property) held to earn rental income and/or for capital appreciation, rather than for use in the production or supply of goods or services or for administrative purposes; or for sale in the ordinary course of business. Such properties are measured initially at cost, including transaction costs. Subsequent to initial recognition, investment properties are carried at cost less accumulated depreciation and any accumulated impairment losses, under cost model.

The investment properties are depreciated so as to write off their cost or valuation net of expected residual value over their estimated useful lives on a straight-line basis. The useful lives, residual value and depreciation method are reviewed, and adjusted if appropriate, at the end of each reporting period. The useful lives of the investment property are carried at 3 – 20 years.

Any gains or losses on the disposal of investment properties are recognised in profit or loss in the year of the disposal.

Transfers are made to (or from) investment properties only when there is a change in use. For a transfer from an investment property to an owner-occupied property, the deemed cost for subsequent accounting is the carrying amount at the date of change in use. If an owner-occupied property becomes an investment property, the Group accounts for such property in accordance with the policy stated under property, plant and equipment for owned property and/or accounts for such property in accordance with the policy stated under right-of-use assets for property held as a right-of-use asset up to the date of change in use.

Notes to the Financial Statements

31 December 2021

4. SIGNIFICANT ACCOUNTING POLICIES (CONTINUED)

(p) Non-current assets held for sale and discontinued operations

Non-current assets (or disposal groups) are classified as held for sale when:

- they are available for immediate sale;
- management is committed to a plan to sell;
- it is unlikely that significant changes to the plan will be made or that the plan will be withdrawn;
- an active programme to locate a buyer has been initiated;
- the asset or disposal group is being marketed at a reasonable price in relation to its fair value; and
- a sale is expected to be completed within 12 months from the date of classification.

Non-current assets (or disposal groups) classified as held for sale are measured at the lower of:

- their carrying amount immediately prior to being classified as held for sale in accordance with the Group's accounting policy; and
- fair value less costs to sell.

Following their classification as held for sale, non-current assets (including those in a disposal group) are not depreciated. The results of operations disposed of during the year are included in profit or loss up to the date of disposal.

(q) Capitalisation of borrowing costs

Borrowing costs attributable directly to the acquisition, construction or production of qualifying assets which require a substantial period of time to be ready for their intended use or sale, are capitalised as part of the cost of those assets. Income earned on temporary investments of specific borrowings pending their expenditure on those assets is deducted from borrowing costs capitalised. All other borrowing costs are recognised in profit or loss in the period in which they are incurred.

(r) Cash and cash equivalents

For the purpose of the consolidated statement of cash flows, cash and cash equivalents consist of cash on hand and in banks and demand deposits, and short term highly liquid investments which are readily convertible into known amounts of cash and are subject to an insignificant risk of changes in value, and have a short maturity of generally within three months when acquired, less pledged bank deposits and form an integral part of the Group's cash management.

For the purpose of the consolidated statement of financial position, cash and bank balances comprise cash on hand and demand deposits repayable on demand with any banks or other financial institutions, which are not restricted to use. Cash and bank balances include deposits denominated in foreign currencies.

Notes to the Financial Statements

31 December 2021

4. SIGNIFICANT ACCOUNTING POLICIES (CONTINUED)

(s) Share capital

Ordinary shares are classified as equity. Share capital is determined using the nominal value of shares that have been issued.

Any transaction costs associated with the issuing of shares are deducted from share premium (net of any related income tax benefit) to the extent they are incremental costs directly attributable to the equity transaction.

(t) Government grants

Government grants whose primary condition is that the Group should purchase, construct or otherwise acquire non-current assets are recognised as deferred income in the consolidated statement of financial position and transferred to profit or loss on a systematic and rational basis over the useful lives of the related assets.

Other government grants are recognised as income over the periods necessary to match them with the costs for which they are intended to compensate, on a systematic basis. Government grants that are receivable as compensation for expenses or losses already incurred or for the purpose of giving immediate financial support to the Group with no future related costs are recognised in profit or loss in the period in which they become receivable.

(u) Segment reporting

The Group identifies operating segments and prepares segment information based on the regular internal financial information reported to the executive Directors for their decisions about resources allocation to the Group's business components and for their review of the performance of those components. The business components in the internal financial information reported to the executive Directors are determined following the Group's major products.

The Group has identified the reportable segments as production and sales of:

- Processed food products
- Chilled and frozen rabbit meat
- Chilled and frozen chicken meat
- Other products comprising chicken and rabbit meat by products and pet food products

Each of these operating segments is managed separately as each of the product lines requires different resources as well as marketing approaches.

For the purposes of assessing segment performance and allocating resources between segments, the Directors assess segment profit or loss by gross profit/loss less selling expenses and certain other operating expenses. The measurement policies used by the Group for reporting segment results under IFRS 8 are the same as those accounting policies used in its financial statements prepared under IFRSs. Segment assets/liabilities have not been disclosed as such amounts are not regularly provided to the Directors for resources allocation.

For the purpose of presenting geographical location of the Group's revenue from external customers and the Group's non-current assets, country of domicile is determined to be the PRC where the majority of Company's subsidiaries operate.

Notes to the Financial Statements

31 December 2021

4. SIGNIFICANT ACCOUNTING POLICIES (CONTINUED)

(v) Dividends

Final dividends proposed by the Directors are classified as an allocation of retained profits on a separate line within the equity, until they have been approved by the shareholders at general meeting. When these dividends are approved by the shareholders and declared, they are recognised as a liability.

(w) Biological assets

Biological assets are living animals and hatchable eggs involved in the agricultural activities of the transformation of biological assets for sale, into agricultural produce, or into additional biological assets.

Biological assets are measured at fair value less estimated costs to sell at initial recognition and at each reporting date. The fair value of biological assets is determined based on the market price of livestock of similar age, breed and genetic merit.

The gain or loss arising on initial recognition of biological assets at fair value less estimated costs to sell and from a change in fair value less estimated costs to sell of biological assets is recognised in the profit or loss for the period in which it arises.

The agricultural produce harvested from the biological assets are measured at their fair value less costs to sell at the point of harvest. Such measurement is the cost at that date when applying IAS 2. A gain or loss arising from agricultural produce at the point of harvest at fair value less costs to sell is included in profit or loss for the period in which it arises.

5. CRITICAL ACCOUNTING JUDGEMENTS AND KEY SOURCES OF ESTIMATION UNCERTAINTY

In the application of the Group's accounting policies, the Directors are required to make judgements, estimates and assumptions about the carrying amounts of assets and liabilities that are not readily apparent from other sources. The estimates and associated assumptions are based on historical experience and other factors that are considered to be relevant. Actual results may differ from these estimates.

The estimates and underlying assumptions are reviewed on an ongoing basis. Revisions to accounting estimates are recognised in the period in which the estimate is revised if the revision affects only that period, or in the period of the revision and future periods if the revision affects both current and future periods.

Critical judgements in applying accounting policies and key sources of estimation uncertainty are discussed below.

(i) Net realisable value of inventories

Net realisable value of inventories is the estimated selling price in the ordinary course of business less estimated costs of completion and selling expenses. These estimates are based on the current market condition and the historical experience of selling products of similar nature. It could change significantly as a result of competitors' actions in response to severe industry cycles. Management reassesses the estimations at the reporting date. The carrying amount of the Group's inventories is disclosed in note 22 to the financial statements.

Notes to the Financial Statements

31 December 2021

5. CRITICAL ACCOUNTING JUDGEMENTS AND KEY SOURCES OF ESTIMATION UNCERTAINTY (CONTINUED)

(ii) Provision for ECLs on trade receivables

The Group uses a provision matrix to calculate ECLs for trade receivables. The provision rates are based on days past due for groupings of various customer segments that have similar loss patterns.

The provision matrix is initially based on the Group's historical observed default rates. The Group will calibrate the matrix to adjust the historical credit loss experience with forward-looking information. At each reporting date, the historical observed default rates are updated and changes in the forward-looking estimates are analysed.

The assessment of the correlation among historical observed default rates, forecast economic conditions and ECLs is a significant estimate. The amount of ECLs is sensitive to changes in circumstances and forecast economic conditions. The Group's historical credit loss experience and forecast of economic conditions may also not be representative of customer's actual default in the future. The information about the ECLs on the Group's trade receivables is disclosed in notes 23 and 43(c) to the financial statements.

(iii) Income taxes and value-added tax ("VAT")

The Group is subject to various taxes in the PRC including corporate income tax and VAT. The Group also enjoys various preferential tax treatments in the PRC, e.g. the Group is exempted from corporate income tax for its businesses relating to agricultural, poultry and primary food processing and is exempted from VAT for its income derived from sale of self-produced agricultural products. Deferred tax assets are recognised for all unused tax losses and deferred government grants to the extent that it is probable that taxable profit will be available against which the losses can be utilised. There are many transactions and calculations for which the ultimate tax determination is uncertain during the ordinary course of business.

Significant judgement is required in determining the amount of the provision for taxes and the timing of related taxes. The Group recognises liabilities for anticipated tax based on estimates of whether additional taxes will be due. Where the final outcome of these matters is different from the amounts that were initially recorded, such differences will impact the tax provisions in the period in which such determination is made. Also, the realisation of income tax assets and VAT assets is dependent on the Group's ability to generate sufficient sales and taxable income in future. Derivations of future profitability from estimates or in the income tax rate would result in adjustments to the value of tax assets and liabilities.

(iv) Fair value measurement of biological assets

Biological assets included in the Group's financial statements require measurement at fair value less costs to sell. The fair value measurement of the Group's biological assets utilises market observable inputs and data as far as possible. Inputs used in determining fair value measurements are categorised into different levels based on how observable the inputs used in the valuation technique utilised are (the 'fair value hierarchy'):

- Level 1: Quoted prices in active markets for identical items (unadjusted);
- Level 2: Observable direct or indirect inputs other than Level 1 inputs; and
- Level 3: Unobservable inputs (i.e. not derived from market data).

The classification of an item into the above levels is based on the lowest level of the inputs used that has a significant effect on the fair value measurement of the item. Transfers of items between levels are recognised in the period they occur.

Further information about the assumptions made in measuring fair values of the biological assets is included in note 18 to the financial statements.

Notes to the Financial Statements

31 December 2021

5. CRITICAL ACCOUNTING JUDGEMENTS AND KEY SOURCES OF ESTIMATION UNCERTAINTY (CONTINUED)

(v) Depreciation

The Group depreciates the property, plant and equipment, using the straight-line method, over their estimated useful lives after taking into account of their estimated residual values. The estimated useful life reflects management's estimate of the period that the Group intends to derive future economic benefits from the use of the Group's property, plant and equipment. The residual value reflects management's estimated amount that the Group would currently obtain from the disposal of the asset, after deducting the estimated costs of disposal, as if the asset were already of the age and in the condition expected at the end of its useful life. Changes in the expected level of usage and technological developments could affect the economics, useful lives and the residual values of these assets which could then consequentially impact future depreciation charges. The carrying amounts of the Group's property, plant and equipment at 31 December 2021 is disclosed in note 14 to the financial statements.

(vi) Impairment of goodwill

Determining whether goodwill is impaired requires an estimation of the value in use of the cash-generating units to which goodwill has been allocated. The value in use calculation requires the Directors to estimate the future cash flows expected to arise from the cash-generating unit and a suitable discount rate in order to calculate the present value. The carrying amount of the Group's goodwill as at 31 December 2021 is RMB56,355,000 (2020: RMB56,355,000).

(vii) Impairment of non-financial assets (except for goodwill)

The Group assesses whether there are any indicators of impairment for all non-financial assets at the end of each reporting period. Where an indicator of impairment exists, a formal estimate of the recoverable amount is made, which is considered to be the higher of fair value less costs to of disposal and value in use. The carrying amounts of the property, plant and equipment, investment property and right-of-use assets, as disclosed in notes 14, 15 and 19 respectively, are reviewed for impairment when events or changes in circumstances indicate that the carrying amounts may not be recoverable in accordance with the accounting policy as disclosed in note 4(l). Estimating the value in use requires the Group to estimate future cash flows from the cash-generating units and to choose a suitable discount rate in order to calculate the present value of those cash flows.

(viii) Going concern basis

These financial statements have been prepared on a going concern basis and the details are explained in note 3(b) to the financial statements.

Notes to the Financial Statements

31 December 2021

6. SEGMENT INFORMATION

Information regarding the Group's reportable segments as provided to the Directors is set out below:

| | Processed foods RMB'000 | Chilled and frozen rabbit meat RMB'000 | 2021 Chilled and frozen chicken meat RMB'000 | Other products RMB'000 | Total RMB'000 |
|---|-------------------------------|--|---|------------------------------|------------------|
| Revenue from external customers | 738,220 | 222,772 | 363,439 | 195,183 | 1,519,614 |
| Reportable segment revenue | 738,220 | 222,772 | 363,439 | 195,183 | 1,519,614 |
| Reportable segment profit/(loss) | 19,566 | 1,915 | (32,623) | 18,992 | 7,850 |
| Depreciation of property, plant and equipment | (21,521) | (7,435) | (12,106) | (3,239) | (44,301) |
| Depreciation of right-of-use assets | (3,128) | (1,081) | (1,758) | (471) | (6,438) |
| Depreciation of investment property | - | (9,036) | - | - | (9,036) |
| Loss on disposal of property, plant and equipment | (822) | (248) | (404) | (216) | (1,690) |
| Gain on disposal of a subsidiary | 11,205 | - | - | - | 11,205 |
| Impairment loss on assets classified as held for sale | (25,632) | - | - | - | (25,632) |
| Reversal of impairment loss on trade and bills receivables | 459 | 159 | 258 | 69 | 945 |
| Timing of revenue recognition At a point in time | 738,220 | 222,772 | 363,439 | 195,183 | 1,519,614 |

Notes to the Financial Statements

31 December 2021

6. SEGMENT INFORMATION (CONTINUED)

| | Processed foods RMB'000 | Chilled and frozen rabbit meat RMB'000 | 2020 Chilled and frozen chicken meat RMB'000 | Other products RMB'000 | Total RMB'000 |
|---|-------------------------------|--|---|------------------------------|------------------|
| Revenue from external customers | 649,836 | 166,541 | 487,362 | 217,110 | 1,520,849 |
| Reportable segment revenue | 649,836 | 166,541 | 487,362 | 217,110 | 1,520,849 |
| Reportable segment profit | 22,999 | 3,355 | 15,770 | 22,730 | 64,854 |
| Depreciation of property, plant and equipment | (26,961) | (6,910) | (20,220) | (9,008) | (63,099) |
| Depreciation of right-of-use assets | (5,915) | (1,516) | (4,435) | (1,977) | (13,843) |
| Depreciation of investment property | – | (2,793) | – | – | (2,793) |
| Loss on disposal of property, plant and equipment | (1,434) | (368) | (1,076) | (479) | (3,357) |
| Provision for impairment loss on trade and bills receivables | (349) | (89) | (261) | (117) | (816) |
| Timing of revenue recognition At a point in time | 649,836 | 166,541 | 487,362 | 217,110 | 1,520,849 |

Notes to the Financial Statements

31 December 2021

6. SEGMENT INFORMATION (CONTINUED)

Reportable segment revenue represented revenue of the Group in the consolidated statement of comprehensive income. A reconciliation between the reportable segment profit and the Group's (loss)/profit before taxation is set out below:

| | 2021 RMB'000 | 2020 RMB'000 |
|--|-----------------|-----------------|
| Reportable segment profit | 7,850 | 64,854 |
| Other income and other gains | 29,814 | 23,511 |
| Administrative expenses | (64,829) | (74,882) |
| Reversal of/(Provision for) impairment loss on other receivables | 295 | (56) |
| Other operating expenses | (2,739) | (29,986) |
| Finance costs | (12,379) | (18,743) |
| Share of loss of an associate | - | (205) |
| Loss before taxation | (41,988) | (35,507) |

A reconciliation between the reportable segment depreciation of property, plant and equipment and loss on disposal of property, plant and equipment and the Group's depreciation of property, plant and equipment and loss on disposal of property, plant and equipment, respectively is set out below:

| | 2021 RMB'000 | 2020 RMB'000 |
|--|-----------------|-----------------|
| Reportable depreciation of property, plant and equipment | (44,301) | (63,099) |
| Depreciation of property, plant and equipment under administrative expenses | (11,129) | (6,324) |
| Consolidated depreciation of property, plant and equipment | (55,430) | (69,423) |
| Reportable loss on disposal of property, plant and equipment | (1,690) | (3,357) |
| Loss on disposal of property, plant and equipment under other operating expenses | - | (2,854) |
| Consolidated loss on disposal of property, plant and equipment | (1,690) | (6,211) |

Notes to the Financial Statements

31 December 2021

6. SEGMENT INFORMATION (CONTINUED)

The following table set out information about the disaggregated revenue and geographical location of the Group's revenue from external customers. The geographical location of customers is determined based on the location at which the goods were delivered.

| | 2021 RMB'000 | 2020 RMB'000 |
|------------------------------------|------------------|-----------------|
| Local (Country of domicile) | | |
| PRC | 955,608 | 914,114 |
| Export (Foreign countries) | | |
| Japan | 204,650 | 217,282 |
| Europe # | 282,661 | 350,999 |
| Others | 76,695 | 38,454 |
| | 1,519,614 | 1,520,849 |

Principally include Germany, France, Spain and Russia

For the year ended 31 December 2021, revenue from one customer of the Group's chilled and frozen chicken meat and processed foods segments amounted to RMB164,373,000, which represented 10% or more of the Group's revenues. For the year ended 31 December 2020, not a single customer contributed 10% or more revenue to the Group's revenue.

Notes to the Financial Statements

31 December 2021

7. REVENUE AND OTHER INCOME AND OTHER GAINS

An analysis of the Group's revenue is as follows:

| | 2021 RMB'000 | 2020 RMB'000 |
|--|------------------|-----------------|
| Revenue from contracts with customers | | |
| Sale of goods | 1,519,614 | 1,520,849 |

The following table provides information about trade and bills receivables and contract liabilities from contracts with customers.

| | 2021 RMB'000 | 2020 RMB'000 |
|---------------------------------------|-----------------|-----------------|
| Trade and bills receivables (note 23) | 120,154 | 86,575 |
| Contract liabilities (note 29) | 16,586 | 13,665 |

The contract liabilities as at 31 December 2020 mainly related to the advance consideration received from customers which had been recognised as revenue for the year ended 31 December 2021.

As at 31 December 2021, the advance consideration received from customers of RMB16,586,000 represents unfulfilled performance obligations under the Group's existing contracts of RMB39,882,000. This amount represents revenue expected to be recognised in the future. The Group will recognise the expected revenue in future when performance obligations is completed, which is expected to occur within one year.

An analysis of the Group's other income and other gains is as follows:

| | 2021 RMB'000 | 2020 RMB'000 |
|--|-----------------|-----------------|
| Other income and other gains | | |
| Interest income on financial assets stated at amortised cost | 6,546 | 4,017 |
| Amortisation of deferred income on government grants (note 33) | 4,798 | 4,411 |
| Government grants related to income * | 317 | 2,018 |
| Gains/(Losses) arising from changes in fair value less estimated costs to sell of biological assets, net (note 18) | 6,677 | (4,184) |
| Gain/(Loss) on disposal of a subsidiary (note 41) | 11,205 | (480) |
| Insurance claims | - | 7,237 |
| Gain from termination of lease contracts | - | 1,948 |
| Rental income | 7,000 | 1,167 |
| Others | 4,476 | 7,377 |
| | 41,019 | 23,511 |

* Various government grants have been received mainly from Qingdao Agriculture and Rural Bureau (青島市農業農村局) (2020: Qingdao Agriculture and Rural Bureau (青島市農業農村局)) for the Group's business conducted in those areas. There are no unfulfilled conditions or contingencies related to these grants.

Notes to the Financial Statements

31 December 2021

8. LOSS FROM OPERATIONS

The Group's loss from operations is arrived at after charging/(crediting):

| | 2021 RMB'000 | 2020 RMB'000 |
|--|-----------------|-----------------|
| Cost of inventories recognised as an expense | 1,293,977 | 1,179,971 |
| Depreciation of property, plant and equipment* | 55,430 | 69,423 |
| Depreciation of right-of-use assets* | 6,438 | 13,843 |
| Depreciation of investment property* | 9,036 | 2,793 |
| (Reversal of)/Provision for impairment loss on trade and bills receivables | (945) | 816 |
| (Reversal of)/Provision for impairment loss on other receivables | (295) | 56 |
| Impairment loss on property, plant and equipment [^] | – | 19,100 |
| Impairment loss on right-of-use assets [^] | – | 8,413 |
| Audit fee paid to auditors: | | |
| Auditors of the Company | 1,579 | 1,624 |
| Other auditors | 66 | 179 |
| Employees costs (including Directors' remuneration) | 184,144 | 187,498 |
| Retirement scheme contribution | 11,351 | 6,981 |
| Total employees costs [#] | 195,495 | 194,479 |
| Loss on disposal of property, plant and equipment [^] | 1,690 | 6,211 |
| Impairment loss on assets classified as held for sale [^] | 25,632 | – |
| Exchange loss, net | 1,548 | 7,138 |

* Depreciation of approximately RMB55,759,000 (2020: RMB76,922,000), approximately RMB15,000 (2020: RMB20,000), approximately RMB6,094,000 (2020: RMB6,324,000) and approximately RMB9,036,000 (2020: RMB2,793,000) has been charged to cost of sales, selling and distribution costs, administrative expenses and other operating expenses respectively, for the year ended 31 December 2021.

Total employees costs of approximately RMB150,099,000 (2020: RMB148,396,000), approximately RMB14,654,000 (2020: RMB14,748,000) and approximately RMB30,742,000 (2020: RMB31,335,000) has been charged to cost of sales, selling and distribution costs and administrative expenses, respectively, for the year ended 31 December 2021.

[^] Loss on disposal of property, plant and equipment and impairment losses on property, plant and equipment and right-of-use assets and impairment loss on assets held for sale were included in other operating expenses for the years ended 31 December 2021 and 2020.

Notes to the Financial Statements

31 December 2021

9. FINANCE COSTS

| | 2021 RMB'000 | 2020 RMB'000 |
|---|-----------------|-----------------|
| Interest charges on bank borrowings | 10,900 | 16,219 |
| Interest on lease liabilities (note 35) | 2,296 | 3,103 |
| Less: Amount capitalised (note 14) | (817) | (579) |
| | 12,379 | 18,743 |

Note: Borrowing costs capitalised during the year arose on the general borrowing pool and are calculated by applying a capitalisation rate of 4.52% (2020: 4.01%) to expenditure on qualifying assets.

10. INCOME TAX (CREDIT)/EXPENSE

| | 2021 RMB'000 | 2020 RMB'000 |
|-----------------------------------|-----------------|-----------------|
| PRC corporate income tax | | |
| Current year provision | 223 | 893 |
| Deferred tax credit (note 21) | (642) | (619) |
| Total income tax (credit)/expense | (419) | 274 |

No Hong Kong profits tax has been provided for the year ended 31 December 2021 as the Group did not derive any assessable profit arising in Hong Kong during the year (2020: Nil).

PRC corporate income tax is provided at the rates applicable to the subsidiaries in the PRC on the income for statutory reporting purpose, adjusted for income and expense items which are not assessable or deductible for income tax purposes based on existing PRC income tax regulations, practices and interpretations thereof.

Qingdao Kangda Foods Co., Ltd. ("Kangda Foods") and Shandong Kaijia Food Company Limited ("Kaijia Food") are established and operating in the PRC and subject to PRC corporate income tax. According to the New PRC Corporate Income Tax Law, the profit arising from agricultural, poultry and primary food processing businesses of Kangda Foods and Kaijia Food are exempted from PRC corporate income tax. The taxable profits of Kangda Foods arising from profit from business other than agricultural, poultry and primary food processing are subject to corporate income tax at 25% for the years ended 31 December 2021 and 2020.

Under the New PRC Corporate Income Tax Law and Implementation Rules, enterprises that engage in qualifying agricultural business are eligible for certain tax benefits, including full exemption of corporate income tax on profits derived from such business. Qingdao Kangda Animal Rearing Company Ltd., Qingdao Kangda Rabbit Company Ltd. and Gaomi Kaijia Rearing Co., Ltd. engaged in qualifying agricultural business, which include breeding and sales of livestock, and are entitled to full exemption of corporate income tax during the years ended 31 December 2021 and 2020.

Notes to the Financial Statements

31 December 2021

10. INCOME TAX (CREDIT)/EXPENSE (CONTINUED)

Tax has not been provided by the Company as the Company did not derive any assessable profits during the year (2020: Nil).

A reconciliation of the income tax (credit)/expense and the accounting loss at applicable tax rates is presented below:

| | 2021 RMB'000 | 2020 RMB'000 |
|---|-----------------|-----------------|
| Loss before taxation | (41,988) | (35,507) |
| Tax calculated at the rates applicable to respective subsidiaries | (10,497) | (8,877) |
| Tax effect of non-deductible expenses | 7,982 | 13,951 |
| Tax effect of non-taxable income | (3,756) | (1,674) |
| Tax holiday and other tax benefits of PRC subsidiaries | (5,908) | (2,906) |
| Tax effect on current year's unrecognised tax losses | 12,402 | 399 |
| De-recognition of deferred tax assets | (642) | (619) |
| Income tax (credit)/expense | (419) | 274 |

11. DIVIDENDS

The board of Directors did not recommend any payment of dividends during the year (2020: Nil).

12. LOSS PER SHARE

The calculation of basic loss per share is based on the loss attributable to owners of the Company of approximately of RMB40,616,000 (2020: RMB36,057,000) and on the 432,948,000 (2020: 432,948,000) ordinary shares in issue during the year.

For the years ended 31 December 2021 and 2020, the Company did not have any potential ordinary shares. Accordingly, diluted earnings per share are the same as basic earnings per share.

Notes to the Financial Statements

31 December 2021

13. EMOLUMENTS FOR DIRECTORS AND HIGHEST PAID INDIVIDUALS

(a) Directors' emoluments

Directors' emoluments are disclosed as follows:

| | Fees RMB'000 | Salaries, allowances and benefits* RMB'000 | Retirement scheme contributions RMB'000 | Total RMB'000 |
|--------------------------------------|-----------------|---|--|------------------|
| Year ended 31 December 2021 | | | | |
| Executive Directors: | | | | |
| Fang Yu | 4,084 | – | – | 4,084 |
| Luo Zhenwu | 1,388 | – | – | 1,388 |
| Li Wei | 3,675 | – | – | 3,675 |
| An Fengjun | – | 117 | – | 117 |
| Gao Yanxu | – | – | – | – |
| Independent non-executive Directors: | | | | |
| Li Xu (note (ii)) | 98 | – | – | 98 |
| Chan Ka Yin | 98 | – | – | 98 |
| Hui Wing Man (note (iv)) | 98 | – | – | 98 |
| | 9,441 | 117 | – | 9,558 |
| Year ended 31 December 2020 | | | | |
| Executive Directors: | | | | |
| Fang Yu | 4,183 | – | – | 4,183 |
| Luo Zhenwu | 1,422 | – | – | 1,422 |
| Li Wei | 3,764 | – | – | 3,764 |
| An Fengjun | – | 400 | – | 400 |
| Gao Yanxu | – | 72 | – | 72 |
| Independent non-executive Directors: | | | | |
| Song Xuejun (note (i)) | 92 | – | – | 92 |
| Li Xu (note (ii)) | 36 | – | – | 36 |
| Lu Zhiwen (note (iii)) | 92 | – | – | 92 |
| Chan Ka Yin | 100 | – | – | 100 |
| Hui Wing Man (note (iv)) | 36 | – | – | 36 |
| Waiver of salary (note (v)) | – | (472) | – | (472) |
| | 9,725 | – | – | 9,725 |

Notes to the Financial Statements

31 December 2021

13. EMOLUMENTS FOR DIRECTORS AND HIGHEST PAID INDIVIDUALS (CONTINUED)

(a) Directors' emoluments (Continued)

Notes:

- (i) Song Xuejun resigned as an independent non-executive director of the Company on 18 June 2020.
- (ii) Li Xu was appointed as an independent non-executive director of the Company on 24 August 2020.
- (iii) Lu Zhiwen resigned as an independent non-executive director of the Company on 18 June 2020.
- (iv) Hui Wing Man was appointed as an independent non-executive director of the Company on 24 August 2020.
- (v) For the year ended 31 December 2020, due to cost-saving policy, executive Directors Mr. An Fengjun and Mr. Gao Yanxu voluntarily agreed to waive their entitlement to certain remuneration of approximately RMB400,000 and RMB72,000 respectively.

* In connection with management of the affairs of the Company and its subsidiaries

(b) Five highest paid individuals

The five individuals whose emoluments were the highest in the Group for the year included three (2020: three) Directors whose emoluments are reflected in the analysis presented above. The emoluments payable to the remaining individual during the year are as follows:

| | 2021 RMB'000 | 2020 RMB'000 |
|---|-----------------|-----------------|
| Salaries, allowances and other benefits | <u>2,504</u> | 2,680 |

The number of individuals fell within the following emolument band (excluding the Directors):

| | 2021 | 2020 |
|--|----------|----------|
| Emolument band | | |
| Nil to HK\$1,000,000 (equivalent to Nil to RMB831,000) | – | – |
| HK\$1,000,000 to HK\$1,500,000 (equivalent to RMB831,000 to RMB1,340,000) | 1 | 1 |
| HK\$1,500,000 to HK\$2,000,000 (equivalent to RMB1,340,000 to RMB1,786,000) | <u>1</u> | <u>1</u> |

- (c) No emolument was paid by the Group to the Directors or any of the five highest paid individuals as an inducement to join or upon joining the Group, or as compensation for loss of office.

Notes to the Financial Statements

31 December 2021

14. PROPERTY, PLANT AND EQUIPMENT

| | Leasehold buildings RMB'000 | Plant and machinery RMB'000 | Furniture, fixtures and office equipment RMB'000 | Motor vehicles RMB'000 | Construction in progress RMB'000 | Total RMB'000 |
|--|-----------------------------------|-----------------------------------|--|------------------------------|--|------------------|
| At 1 January 2020 | | | | | | |
| Cost | 747,908 | 301,236 | 22,470 | 1,495 | 20,861 | 1,093,970 |
| Accumulated depreciation | (270,945) | (120,845) | (14,498) | (556) | – | (406,844) |
| Net carrying amount | 476,963 | 180,391 | 7,972 | 939 | 20,861 | 687,126 |
| Year ended 31 December 2020 | | | | | | |
| Opening net carrying amount | 476,963 | 180,391 | 7,972 | 939 | 20,861 | 687,126 |
| Additions [#] | 16,950 | 32,575 | 492 | 30 | 21,946 | 71,993 |
| Transfer in/(out) | 5,006 | 25,190 | – | – | (30,196) | – |
| Reclassification to investment property (note 15) | (189,764) | – | – | – | – | (189,764) |
| Disposal | (4,984) | (1,135) | (92) | – | – | (6,211) |
| Eliminated upon reclassification to assets classified as held for sale (note 42) | (33,043) | (16,102) | (1,802) | (132) | (180) | (51,259) |
| Impairment loss | (18,269) | (758) | (73) | – | – | (19,100) |
| Depreciation charge | (36,963) | (32,016) | (419) | (25) | – | (69,423) |
| Closing net carrying amount | 215,896 | 188,145 | 6,078 | 812 | 12,431 | 423,362 |
| At 31 December 2020 and 1 January 2021 | | | | | | |
| Cost | 466,850 | 336,920 | 21,223 | 1,400 | 12,635 | 839,028 |
| Accumulated depreciation and impairment | (250,954) | (148,775) | (15,145) | (588) | (204) | (415,666) |
| Net carrying amount | 215,896 | 188,145 | 6,078 | 812 | 12,431 | 423,362 |
| Year ended 31 December 2021 | | | | | | |
| Opening net carrying amount | 215,896 | 188,145 | 6,078 | 812 | 12,431 | 423,362 |
| Additions [#] | 1,254 | 10,171 | 157 | – | 9,598 | 21,180 |
| Transfer in/(out) | 4,822 | 3,941 | – | – | (8,763) | – |
| Reclassification to investment property (note 15) | (4,936) | – | – | – | – | (4,936) |
| Disposal | (401) | (3,030) | (49) | (10) | – | (3,490) |
| Depreciation charge | (20,781) | (34,181) | (441) | (27) | – | (55,430) |
| Closing net carrying amount | 195,854 | 165,046 | 5,745 | 775 | 13,266 | 380,686 |
| At 31 December 2021 | | | | | | |
| Cost | 466,686 | 337,257 | 21,257 | 1,388 | 13,470 | 840,058 |
| Accumulated depreciation and impairment | (270,832) | (172,211) | (15,512) | (613) | (204) | (459,372) |
| Net carrying amount | 195,854 | 165,046 | 5,745 | 775 | 13,266 | 380,686 |

[#] Including borrowing costs of RMB817,000 (2020: RMB579,000) capitalised during the year (note 9) and payables for property, plant and equipment of Nil (2020: RMB729,000) (note 28).

Notes to the Financial Statements

31 December 2021

14. PROPERTY, PLANT AND EQUIPMENT (CONTINUED)

Certain of the Group's property, plant and equipment with an aggregate carrying amount of approximately RMB31,010,000 (2020: RMB34,463,000) were pledged against certain of the Group's bank borrowings as at 31 December 2021 (note 30).

The carrying amount of approximately RMB4,936,000 (2020: RMB189,764,000) of leasehold buildings transferred from property, plant and equipment to investment property as there was a change in use during the year ended 31 December 2021 (note 15).

All property, plant and equipment held by the Group are located in the PRC.

15. INVESTMENT PROPERTY

| | Leasehold buildings RMB'000 | Right-of-use assets RMB'000 | Total RMB'000 |
|---|-----------------------------------|-----------------------------------|------------------|
| Year ended 31 December 2020 | | | |
| Opening net carrying amount | – | – | – |
| Transfer in (note 14) | 189,764 | 8,648 | 198,412 |
| Depreciation charge | (2,578) | (215) | (2,793) |
| Closing net carrying amount | 187,186 | 8,433 | 195,619 |
| At 31 December 2020 and 1 January 2021 | | | |
| Cost | 253,761 | 9,718 | 263,479 |
| Accumulated depreciation and impairment | (66,575) | (1,285) | (67,860) |
| Net carrying amount | 187,186 | 8,433 | 195,619 |
| Year ended 31 December 2021 | | | |
| Opening net carrying amount | 187,186 | 8,433 | 195,619 |
| Transfer in (note 14) | 4,936 | – | 4,936 |
| Depreciation charge | (7,757) | (1,279) | (9,036) |
| Closing net carrying amount | 184,365 | 7,154 | 191,519 |
| At 31 December 2021 | | | |
| Cost | 258,697 | 9,718 | 268,415 |
| Accumulated depreciation and impairment | (74,332) | (2,564) | (76,896) |
| Net carrying amount | 184,365 | 7,154 | 191,519 |

The investment properties represent the rabbit farm and related rabbit house held and rented by the Group for rental purpose.

The carrying amount of approximately RMB4,936,000 (2020: RMB189,764,000) of leasehold buildings in property, plant and equipment (note 14) and none (2020: RMB8,648,000) of right-of-use assets (note 19) transferred to investment property as there was a change in use during the year ended 31 December 2021.

In the opinion of the Directors, the fair value of the Group's investment property cannot be reliably measured as there are no active market prices for similar properties.

Notes to the Financial Statements

31 December 2021

16. INTERESTS IN ASSOCIATE

| | 2021 RMB'000 | 2020 RMB'000 |
|---------------------|-----------------|-----------------|
| Share of net assets | — | — |

Particulars of the associate as at 31 December 2021 and 2020 are as follows:

| Name of associate | Form of business structure | Place of registration and principal place of business | Particulars of paid up capital | | Percentage of ownership interest held | | Principal activities |
|--|----------------------------|---|--------------------------------|---------------|---------------------------------------|------|--|
| | | | 2021 | 2020 | 2021 | 2020 | |
| 吉林康大兔業有限公司 Jilin Kangda Rabbit Co., Ltd | Co-operative joint venture | PRC | RMB10,000,000 | RMB10,000,000 | 35 | 35 | Breeding and sale of rabbits for medicinal uses and trading of rabbits |

The associate has a reporting date of 31 December.

The financial information as extracted from the management account of the immaterial associate is as follows:

| | 2021 RMB'000 | 2020 RMB'000 |
|---------------------------------------|-----------------|-----------------|
| As at 31 December | | |
| Current assets | 1,274 | 2,824 |
| Non-current assets | 6,775 | 7,276 |
| Current liabilities | (25,060) | (25,202) |
| For the year ended 31 December | | |
| Revenue | 12,343 | 14,194 |
| Loss for the year | (1,859) | (2,664) |
| Total comprehensive income | (1,859) | (2,664) |

The Group has not incurred any contingent liabilities or other commitments relating to its investment in the associate.

The amount of share of unrecognised loss during the year ended 31 December 2021 and as at 31 December 2021 are RMB651,000 (2020: RMB694,000) and RMB5,937,000 (2020: RMB5,286,000) respectively.

Notes to the Financial Statements

31 December 2021

17. GOODWILL

| | 2021 RMB'000 | 2020 RMB'000 |
|---|-----------------|-----------------|
| At the beginning and at the end of the year | | |
| Gross carrying amount | 59,005 | 59,005 |
| Accumulated impairment loss | (2,650) | (2,650) |
| Net carrying amount | <u>56,355</u> | <u>56,355</u> |

Goodwill acquired in business combinations of RMB56,355,000 and RMB2,650,000 are allocated to Kaijia Food and Shangdong Kaijia International Trading Co., Ltd (collectively referred to as "Kaijia Group"), and Qingdao Pu De Food Company Limited ("Pu De") respectively, under cash-generating units of chicken products operation which is under the segment of chilled and frozen chicken meat and processed food operation which is under the segment of process foods of the Group respectively.

The recoverable amounts of the cash-generating units of Kaijia Group is determined from value-in-use calculations. This calculations uses cash flow projections based on financial budgets approved by management covering a five-year period. The key assumptions for the value-in-use calculations are those regarding the discount rates, growth rates, budgeted gross margin and revenue during the period. Cash flow beyond the five-year period are extrapolated using an estimated weighted average growth rate of 2% (2020: 3%), which does not exceed the long-term growth rate for the food production industry in the PRC. The Group estimates discount rates using pre-tax rates that reflect current market assessments of the time value of money and the risks specific to the cash-generating units. The growth rates, budgeted gross margin and revenue are determined based on the past performance and management's expectation of market development. The aforesaid value-in-use calculation is based on a valuation carried by an independent professional valuer.

The rate used to discount the forecast cash flows from Kaijia Group are 15.3% (2020: 12.37%) per annum.

The recoverable amount of the cash-generating-unit of Kaijia Group exceeds its carrying amount by approximately by RMB5,778,000. The key assumption in this value-in-use calculation is the discount rate. If the discount rate increases by approximately 0.26%, the carrying amount of cash-generating unit of Kaijia Group would equal its recoverable amount.

In prior years, full impairment loss on goodwill of Pu De of RMB2,650,000 was recognised since Pu De ceased its business operation since 2014.

Notes to the Financial Statements

31 December 2021

18. BIOLOGICAL ASSETS

(a) Reconciliation of the carrying amount of biological assets

| | Breeder rabbits RMB'000 | Progeny rabbits RMB'000 | Breeder chickens RMB'000 | Hatchable eggs and progeny chickens RMB'000 | Total RMB'000 |
|---|----------------------------|----------------------------|-----------------------------|--|------------------|
| At 1 January 2020 | 16,311 | 10,201 | 23,186 | 24,555 | 74,253 |
| Increase due to purchases/raising | 199,403 | 116,328 | 1,621 | 317,826 | 635,178 |
| Gains/(Losses) arising from changes in fair value less estimated costs to sell [#] | 2,377 | 6,722 | (768) | (12,515) | (4,184) |
| Decrease due to consumption/sales | (200,891) | (117,276) | (9,061) | (324,673) | (651,901) |
| At 31 December 2020 and 1 January 2021 | 17,200 | 15,975 | 14,978 | 5,193 | 53,346 |
| Increase due to purchases/raising | 56,825 | 42,146 | 10,277 | 133,873 | 243,121 |
| Gains arising from changes in fair value less estimated costs to sell [#] | 972 | 1,795 | 2,976 | 934 | 6,677 |
| Decrease due to consumption/sales | (70,685) | (56,726) | (5,343) | (136,336) | (269,090) |
| At 31 December 2021 | 4,312 | 3,190 | 22,888 | 3,664 | 34,054 |

The progeny rabbits, hatchable eggs and progeny chickens are raised for sale and consumption in production. The breeder rabbits and chickens are held to produce further progeny rabbits and hatchable eggs and progeny chickens.

Biological assets as at 31 December 2021 and 2020 are stated at fair values less estimated costs to sell and are analysed as follows:

| | 2021 RMB'000 | 2020 RMB'000 |
|---------------------|-----------------|-----------------|
| Non-current portion | 27,200 | 32,178 |
| Current portion | 6,854 | 21,168 |
| | 34,054 | 53,346 |

[#] The amount included gains arising on initial recognition of agricultural produce at fair value less costs to sell at the point of harvest of approximately RMB3,170,000 (2020: a loss of RMB7,271,000 million) for the year ended 31 December 2021.

Notes to the Financial Statements

31 December 2021

18. BIOLOGICAL ASSETS (CONTINUED)

(b) Physical quantities

The physical quantity of rabbits, chickens and eggs as at 31 December 2021 and 2020 are analysed as follows:

| | 2021 Number of Rabbits/ Chickens/Eggs | 2020 Number of Rabbits/ Chickens/Eggs |
|------------------|--|--|
| Progeny rabbits | 31,848 | 712,160 |
| Breeder rabbits | 82,564 | 193,140 |
| | 114,412 | 905,300 |
| Progeny chickens | – | 356,562 |
| Breeder chickens | 180,949 | 175,087 |
| | 180,949 | 531,649 |
| Hatchable eggs | 2,818,230 | 2,277,229 |

(c) Measurement of fair value

The fair values of the biological assets as at 31 December 2021 and 2020 were independently valued by Jones Lang LaSalle Corporate Appraisal and Advisory Limited, a firm of independent professional valuer, who has appropriate qualifications and recent experiences in valuation of biological assets.

The fair value of biological assets is a level 3 recurring fair value measurement. A reconciliation of the opening and closing fair value balance is provided below.

| | 2021 | | | | |
|---|-------------------------------|-------------------------------|--------------------------------|---|------------------|
| | Breeder rabbits RMB'000 | Progeny rabbits RMB'000 | Breeder Chickens RMB'000 | Hatchable eggs and progeny chickens RMB'000 | Total RMB'000 |
| Opening balance (level 3 recurring fair value) | 17,200 | 15,975 | 14,978 | 5,193 | 53,346 |
| Increase due to purchases/raising | 56,825 | 42,146 | 10,277 | 133,873 | 243,121 |
| Gains included in other income | 972 | 1,795 | 2,976 | 934 | 6,677 |
| Decrease due to consumption/sales | (70,685) | (56,726) | (5,343) | (136,336) | (269,090) |
| Closing balance (level 3 recurring fair value) | 4,312 | 3,190 | 22,888 | 3,664 | 34,054 |
| Change in unrealised gains or losses for the year included in profit or loss for assets held at 31 December | 972 | 1,170 | 2,976 | (1,611) | 3,507 |

Notes to the Financial Statements

31 December 2021

18. BIOLOGICAL ASSETS (CONTINUED)

(c) Measurement of fair value (Continued)

| | 2020 | | | | Total RMB'000 |
|---|-------------------------------|-------------------------------|--------------------------------|---|------------------|
| | Breeder rabbits RMB'000 | Progeny rabbits RMB'000 | Breeder chickens RMB'000 | Hatchable eggs and progeny chickens RMB'000 | |
| Opening balance (level 3 recurring fair value) | 16,311 | 10,201 | 23,186 | 24,555 | 74,253 |
| Increase due to purchases/raising | 199,403 | 116,328 | 1,621 | 317,826 | 635,178 |
| Gains/(Losses) included in other income | 2,377 | 6,722 | (768) | (12,515) | (4,184) |
| Decrease due to consumption/sales | (200,891) | (117,276) | (9,061) | (324,673) | (651,901) |
| Closing balance (level 3 recurring fair value) | 17,200 | 15,975 | 14,978 | 5,193 | 53,346 |
| Change in unrealised gains or losses for the year included in profit or loss for assets held at 31 December | 2,377 | 1,061 | (768) | 417 | 3,087 |

The fair value of the biological assets is determined by using the market-comparison technique and is with reference to the market-determined prices of items with similar size, species, age and weight. These adjustments are based on unobservable inputs.

Significant unobservable inputs

| | 2021 Range | 2020 Range |
|--------|---------------|---------------|
| Weight | 3-14% | 1% – 12% |

The higher the premium/discount on weight is, the higher/lower the fair value of the biological assets is. There were no changes to the valuation technique during the period.

Notes to the Financial Statements

31 December 2021

19. RIGHT-OF-USE ASSETS

The analysis of the net carrying amount of right-of-use assets by class of underlying asset is as follows:

| | Land use rights RMB'000 | Prepaid land lease RMB'000 | Long-term prepaid rentals RMB'000 | Land lease contracts RMB'000 | Total RMB'000 |
|--|----------------------------|-------------------------------|--------------------------------------|---------------------------------|------------------|
| At 1 January 2020 | | | | | |
| Cost | 67,274 | 12,138 | 59,825 | 66,017 | 205,254 |
| Accumulated depreciation | (17,676) | (4,047) | (20,387) | (12,195) | (54,305) |
| Net carrying amount | 49,598 | 8,091 | 39,438 | 53,822 | 150,949 |
| Year ended 31 December 2020 | | | | | |
| Opening net carrying amount | 49,598 | 8,091 | 39,438 | 53,822 | 150,949 |
| Additions (note 35) | – | – | – | 9,718 | 9,718 |
| Depreciation charges | (1,718) | (607) | (1,832) | (9,686) | (13,843) |
| Impairment loss | – | – | – | (8,413) | (8,413) |
| Termination of lease contracts | – | – | – | (13,434) | (13,434) |
| Transfer to investment property (note 15) | – | – | – | (8,648) | (8,648) |
| Eliminated upon reclassification to assets classified as held for sale (note 42) | (1,459) | – | – | – | (1,459) |
| Closing net carrying amount | 46,421 | 7,484 | 37,606 | 23,359 | 114,870 |
| At 31 December 2020 and 1 January 2021 | | | | | |
| Cost | 65,148 | 12,138 | 59,825 | 39,844 | 176,955 |
| Accumulated depreciation and impairment | (18,727) | (4,654) | (22,219) | (16,485) | (62,085) |
| Net carrying amount | 46,421 | 7,484 | 37,606 | 23,359 | 114,870 |
| Year ended 31 December 2021 | | | | | |
| Opening net carrying amount | 46,421 | 7,484 | 37,606 | 23,359 | 114,870 |
| Depreciation charges | (1,646) | (606) | (1,864) | (2,322) | (6,438) |
| Closing net carrying amount | 44,775 | 6,878 | 35,742 | 21,037 | 108,432 |
| At 31 December 2021 | | | | | |
| Cost | 65,148 | 12,138 | 59,825 | 39,844 | 176,955 |
| Accumulated depreciation and impairment | (20,373) | (5,260) | (24,083) | (18,807) | (68,523) |
| Net carrying amount | 44,775 | 6,878 | 35,742 | 21,037 | 108,432 |

Notes to the Financial Statements

31 December 2021

19. RIGHT-OF-USE ASSETS (CONTINUED)

Long-term prepaid rentals were paid by the Group for leasing of certain farm land in the PRC.

During the year ended 31 December 2007, long-term prepaid rentals of RMB22,150,000 was paid by the Group for leasing of a plot of land in the PRC with a site area of 300 Chinese mu. The Group is in the process of applying for the land use right certificates for this land. During the years ended 31 December 2008 and 2009, land use right certificates of 60 Chinese mu and 78 Chinese mu had been obtained. The Directors, based on the opinion from a PRC lawyer, do not expect any legal obstacles for the Group in obtaining the relevant title certificate for the remaining 162 Chinese mu. The Group is in the process of applying for the land use right certificates for this land.

Prepaid land lease represented the upfront payments of the land portion of an owned-occupied commercial building.

Certain of the Group's land use rights with an aggregate carrying amount approximately RMB9,488,000 (2020: RMB36,091,000) were pledged against certain of the Group's bank borrowings as at 31 December 2021 (note 30).

20. EQUITY INVESTMENTS DESIGNATED AT FAIR VALUE THROUGH OTHER COMPREHENSIVE INCOME

As at 31 December 2021 and 2020, the Group had 10% unlisted equity interest in Chongqing Juxin Rabbit Co., Ltd. ("Chongqing Kangda"). The aforesaid investment was designated at fair value through other comprehensive income. In the opinion of the Directors, the fair value of the 10% unlisted equity interest in Chongqing Kangda was nil.

21. DEFERRED TAX ASSETS/(LIABILITIES)

Deferred taxation is calculated in full on temporary differences under the liability method using the principal tax rate of 25% (2020: 25%).

The movements on the deferred tax assets/(liabilities) are as follows:

| | 2021 RMB'000 | 2020 RMB'000 |
|---|-----------------|-----------------|
| At 1 January | (2,992) | (3,587) |
| Deferred taxation credited to profit or loss (note 10) | 642 | 619 |
| Elimination upon classification to assets classified as held for sale (note 42) | - | (24) |
| At 31 December | <u>(2,350)</u> | <u>(2,992)</u> |

Notes to the Financial Statements

31 December 2021

21. DEFERRED TAX ASSETS/(LIABILITIES) (CONTINUED)

The principal components of the deferred tax assets/(liabilities) are as follows:

| | Fair value adjustment on property, plant and equipment, intangible assets and use rights upon business combination RMB'000 | Deferred government grants RMB'000 | Total RMB'000 |
|--|--|---|------------------|
| At 1 January 2020 | (4,453) | 866 | (3,587) |
| Recognised in profit or loss | 878 | (259) | 619 |
| Elimination upon classification to assets classified as held for sale (note 42) | – | (24) | (24) |
| At 31 December 2020 and 1 January 2021 | (3,575) | 583 | (2,992) |
| Recognised in profit or loss | 879 | (237) | 642 |
| At 31 December 2021 | (2,696) | 346 | (2,350) |

As at 31 December 2021, the Group's had unused tax losses of RMB102.1 million (2020: RMB25.4 million) available for offset against future profits. No deferred tax asset has been recognised in respect of these tax losses as it is not probable that future taxable profits will be available against which these tax losses can be utilised. Tax losses of RMB102.1 million (2020: RMB25.4 million) will expire at various dates up to and including 2026.

No deferred tax liabilities had been recorded on certain temporary differences of RMB40,262,000 relating to the undistributed earnings of a subsidiary in the PRC (2020: RMB41,217,000 of certain subsidiaries in the PRC).

22. INVENTORIES

| | 2021 RMB'000 | 2020 RMB'000 |
|----------------|-----------------|-----------------|
| Raw materials | 46,327 | 55,799 |
| Finished goods | 81,162 | 64,843 |
| | 127,489 | 120,642 |

Notes to the Financial Statements

31 December 2021

23. TRADE AND BILLS RECEIVABLES

| | 2021 RMB'000 | 2020 RMB'000 |
|-----------------------------------|-----------------|-----------------|
| Trade receivables | 108,563 | 89,329 |
| Bills receivables | 14,150 | 750 |
| Less: provision for impairment | (2,559) | (3,504) |
| Trade and bills receivables - net | 120,154 | 86,575 |

Trade and bills receivables are non-interest bearing and are generally on terms of 30 to 90 days. They are recognised at their original invoice amounts which represent their fair values at initial recognition.

The ageing analysis of trade and bills receivables (net of impairment made) based on invoice dates as at the reporting date is as follows:

| | 2021 RMB'000 | 2020 RMB'000 |
|----------------|-----------------|-----------------|
| Within 30 days | 78,875 | 50,678 |
| 31 – 60 days | 25,770 | 29,084 |
| 61 – 90 days | 6,803 | 4,268 |
| Over 90 days | 8,706 | 2,545 |
| | 120,154 | 86,575 |

Before accepting any new customer, the Group will assess the potential customer's credit quality and set credit limits for that customer. Limits attributed to customers are reviewed once a year. Further details on the Group's credit policy are set out in note 43.

The maximum exposure to credit risk for trade and bills receivables at the reporting date by geographic region is:

| | 2021 RMB'000 | 2020 RMB'000 |
|--------|-----------------|-----------------|
| PRC | 90,282 | 32,840 |
| Japan | 1,013 | 7,058 |
| Europe | 8,317 | 35,145 |
| Others | 20,542 | 11,532 |
| | 120,154 | 86,575 |

Notes to the Financial Statements

31 December 2021

23. TRADE AND BILLS RECEIVABLES (CONTINUED)

At 31 December 2021, the Group endorsed certain notes receivable accepted by banks in the PRC (the “Endorsed Notes”) to certain of its suppliers in order to settle the trade and other payables due to these suppliers with an aggregate carrying amount of RMB43,850,000 (2020: RMB46,286,000). The Endorsed Notes had a maturity from one to five months at the end of the reporting period. In accordance with the relevant laws and regulations in the PRC, the holders of the Endorsed Notes have a right of recourse against the Group if the accepting banks default (the “Continuing Involvement”). In the opinion of the Directors, the Group has transferred substantially all risks and rewards relating to the Endorsed Notes. Accordingly, it has derecognised the full carrying amounts of the Endorsed Notes and the associated trade and other payables. The maximum exposure to loss from the Group’s Continuing Involvement in the Endorsed Notes and the undiscounted cash flows to repurchase these Endorsed Notes is equal to their carrying amounts. In the opinion of the Directors of the Company, the fair values of the Group’s Continuing Involvement in the Endorsed Notes are not significant.

During the year, the Group has not recognised any gain or loss on the date of transfer of the Endorsed Notes. No gains or losses were recognised from the Continuing Involvement, both during the year or cumulatively. The endorsement has been made evenly throughout the year.

24. PREPAYMENTS, OTHER RECEIVABLES AND DEPOSITS

| | 2021 RMB'000 | 2020 RMB'000 |
|---|-----------------|-----------------|
| Prepayments | 34,060 | 31,049 |
| Other receivables and deposits [#] | 37,124 | 14,149 |
| Advance payment to an associate | 2,331 | 2,588 |
| Less: provision for impairment | (2,412) | (2,707) |
| | 71,103 | 45,079 |

[#] The balances mainly represent rental deposits and advance payments to various suppliers.

The movement in the provision for other receivables is as follows:

| | 2021 RMB'000 | 2020 RMB'000 |
|---|-----------------|-----------------|
| Balance at the beginning of the year | 2,707 | 2,699 |
| Impairment losses recognised | – | 56 |
| Reversal of impairment loss | (295) | – |
| Elimination upon reclassified to assets classified as held for sale (note 42) | – | (48) |
| Balance at the end of the year | 2,412 | 2,707 |

Notes to the Financial Statements

31 December 2021

25. AMOUNT DUE FROM A FORMER SUBSIDIARY

| | 2021 RMB'000 | 2020 RMB'000 |
|-------------------------------------|-----------------|-----------------|
| Amount due from a former subsidiary | 1,860 | 1,860 |
| Less: provision for impairment | (1,860) | (1,860) |
| | <u>–</u> | <u>–</u> |

As at 31 December 2021, the balance represented the amount due from Chongqing Kangda which is interest-free, unsecured and repayable on or before 31 December 2021. In view of the default in repayment, an impairment loss of RMB1,860,000 was recognised in the consolidated statement of comprehensive income in prior years. This amount due was considered as a credit-impaired financial assets at amortised cost, thus, the carrying amount is nil as at 31 December 2021.

There is no change in the provision for the amount due from a former subsidiary.

26. CASH AND CASH EQUIVALENTS AND PLEDGED DEPOSITS

| | 2021 RMB'000 | 2020 RMB'000 |
|--|-----------------|-----------------|
| Short-term deposits | 22,000 | 15,000 |
| Cash and bank balances | 145,624 | 239,194 |
| | <u>167,624</u> | 254,194 |
| Deposits pledged for bills payables (note 27) | (29,000) | (25,432) |
| Deposits pledged for bank borrowings (note 30) | – | (20,000) |
| | <u>–</u> | <u>(20,000)</u> |
| Cash and cash equivalents | <u>138,624</u> | 208,762 |

The Group had cash and bank balances and pledged deposits denominated in RMB amounting to approximately RMB124,607,000 as at 31 December 2021 (2020: RMB211,960,000) which were deposited with banks in the PRC. RMB is not freely convertible into foreign currencies. Under the PRC Foreign Exchange Control Regulations and Administration of Settlement, Sales and Payment of Foreign Exchange Regulations, the Group is permitted to exchange RMB for foreign currencies through banks that are authorised to conduct foreign exchange business.

The bank balances earn interest at floating rates based on daily bank deposit rates. The short-term deposits are made for varying periods between one day to six months (2020: one day to nine months) and earn interest ranged from 0.55% to 1.31% (2020: 0.58% to 1.35%) per annum as at 31 December 2021.

Notes to the Financial Statements

31 December 2021

27. TRADE AND BILLS PAYABLES

Trade payables are non-interest bearing and are normally settled on terms of 60 days. Bills payables refer to payables due to third party suppliers which were guaranteed by bank for settlement in accordance to banking facilities and are non-interest bearing, secured by the pledged deposits (note 26) and are normally settled on terms of 180 days.

| | 2021 RMB'000 | 2020 RMB'000 |
|----------------|-----------------|-----------------|
| Trade payables | 169,642 | 103,511 |
| Bills payables | 58,000 | 45,000 |
| | 227,642 | 148,511 |

The ageing analysis of trade and bills payables based on invoice dates as at the reporting date is as follows:

| | 2021 RMB'000 | 2020 RMB'000 |
|----------------|-----------------|-----------------|
| Within 60 days | 117,718 | 87,097 |
| 61-90 days | 44,700 | 10,417 |
| 91-120 days | 15,881 | 30,456 |
| Over 120 days | 49,343 | 20,541 |
| | 227,642 | 148,511 |

28. ACCRUED LIABILITIES AND OTHER PAYABLES

| | 2021 RMB'000 | 2020 RMB'000 |
|--|-----------------|-----------------|
| Accrued liabilities | 41,292 | 38,488 |
| Other payables | 73,113 | 77,582 |
| Payables for property, plant and equipment | – | 729 |
| VAT and other taxes payables | 1,617 | 1,109 |
| | 116,022 | 117,908 |

29. CONTRACT LIABILITIES

| | 2021 RMB'000 | 2020 RMB'000 |
|---|-----------------|-----------------|
| Contract liabilities arising from sale of goods | 16,586 | 13,665 |

Typical payment terms which impact on the amount of contract liabilities are as follows:

Sale of goods

As noted above, certain deposit the Group receives on sale of goods remains as a contract liability until such time as the work completed to date outweighs it.

Notes to the Financial Statements

31 December 2021

29. CONTRACT LIABILITIES (CONTINUED)

Movement in contract liabilities

| | 2021 RMB'000 | 2020 RMB'000 |
|--|-----------------|-----------------|
| Balance as at 1 January | 13,665 | 13,564 |
| Decrease in contract liabilities as a result of recognising revenue during the year that was included in the contract liabilities at the beginning of the year | (13,665) | (13,564) |
| Increase in contract liabilities as a result of billing in advance of manufacturing activities | 16,586 | 13,843 |
| Elimination upon classification to liabilities associate with assets classified as held for sale (note 42) | – | (178) |
| Balance at 31 December | 16,586 | 13,665 |

30. INTEREST-BEARING BANK BORROWINGS

| | 2021 RMB'000 | 2020 RMB'000 |
|---|-----------------|-----------------|
| Interest-bearing bank borrowings | | |
| Classified as current liabilities | 101,104 | 275,000 |
| Classified as non-current liabilities | 19,400 | – |

As at 31 December 2021, the Group's interest-bearing borrowings were repayable as follows:

| | 2021 RMB'000 | 2020 RMB'000 |
|---|-----------------|-----------------|
| Portion of term loans from banks due for repayable within one year | 101,104 | 275,000 |
| Portion of term loans from banks repayable in the second year | 400 | – |
| Portion of term loans from banks repayable in the third to fifth years, inclusive | 19,000 | – |
| | 120,504 | 275,000 |

Total secured interest-bearing bank borrowings are approximately RMB120,504,000 (2020: RMB275,000,000) as at 31 December 2021.

As at 31 December 2021, the Group's interest-bearing bank borrowings are guaranteed by certain related parties of the Group (note 46(iii)) and secured against pledge of certain of the Group's property, plant and equipment (note 14), right-of-use assets (note 19), and cash and bank deposit (note 26).

The Group's interest-bearing bank borrowings bear interests ranging from 1.66% to 4.75% (2020: 3.35% to 5.60%) per annum as at 31 December 2021.

Notes to the Financial Statements

31 December 2021

31. AMOUNT DUE TO A RELATED PARTY

The related party is a company in which Mr. Gao Sishi is a key management personnel of the major subsidiaries of the Company, have beneficial interest.

The amount due to a related party is mainly trade and financing in nature, unsecured, interest-free and repayable on demand.

32. LOANS FROM IMMEDIATE HOLDING COMPANY

| | 2021 RMB'000 | 2020 RMB'000 |
|--------------------------------------|-----------------|-----------------|
| Loans from immediate holding company | 73,505 | 76,375 |

As at 31 December 2021, the amounts due were unsecured, interest-free and repayable on various dates ranging from 18 February 2022 to 14 December 2022 (2020: 18 February 2021 to 15 December 2021).

33. DEFERRED GOVERNMENT GRANTS

| | 2021 RMB'000 | 2020 RMB'000 |
|---|-----------------|-----------------|
| At the beginning of the year | 25,852 | 18,459 |
| Additions | 4,832 | 11,900 |
| Eliminated associated with assets classified of held for sale (note 42) | – | (96) |
| Recognised as income during the year (note 7) | (4,798) | (4,411) |
| At the end of the year | 25,886 | 25,852 |
| Portion classified as current liabilities | (4,798) | (4,395) |
| Non-current portion | 21,088 | 21,457 |

During the year ended 31 December 2021, the Group received certain government subsidies with an aggregate amount of RMB4,832,000 (2020: RMB11,900,000). The additional grants were mainly received from Qingdao Agriculture and Rural Bureau (青島市農業農村局) for the purpose of acquiring production facilities. Since the Group fulfilled the conditions attaching to the government grants, the Group recognised the government grants as deferred income over the expected useful lives of the relevant assets of 10 to 20 years.

34. OTHER BORROWINGS

| | 2021 RMB'000 | 2020 RMB'000 |
|-------------------------|-----------------|-----------------|
| Other borrowings | | |
| Current liabilities | 8,576 | 9,210 |

As at 31 December 2021, the Group has other borrowings of RMB8,576,000 (2020: RMB9,210,000) which are unsecured, interest bearing ranging from 3% to 3.5% per annum and repayable on demand.

Notes to the Financial Statements

31 December 2021

35. LEASE LIABILITIES

The Group leased certain of its land and buildings related to various chicken and rabbit farms under operating lease arrangements. Rental contracts are typically made for fixed periods. Lease terms are negotiated on an individual basis and contain a wide range of different terms and conditions. The lease agreements do not impose any covenants, but leased assets may not be used as security for borrowing purposes.

The present value of future lease payments of the Group's leases are analysed as:

| | 2021 RMB'000 | 2020 RMB'000 |
|-------------|-----------------|-----------------|
| Current | 4,447 | 4,574 |
| Non-current | 32,984 | 37,434 |
| | 37,431 | 42,008 |

Reconciliation of the Group's leases liabilities arising from financing activities:

| | 2021 RMB'000 | 2020 RMB'000 |
|--------------------------------|-----------------|-----------------|
| As at 1 January | 42,008 | 55,238 |
| Changes from cash flows: | | |
| Repayment of lease liabilities | (6,873) | (9,940) |
| Other changes: | | |
| Addition of new leases | - | 9,718 |
| Interest expenses | 2,296 | 3,103 |
| Termination of lease contracts | - | (15,382) |
| Rent concessions | - | (729) |
| As at 31 December | 37,431 | 42,008 |

The future lease payments of the Group's leases (excluding short-term leases) were scheduled to repay as follows:

| | Minimum lease payments RMB'000 | Principal RMB'000 | Interest RMB'000 |
|--|---|----------------------|---------------------|
| As at 31 December 2021 | | | |
| Not later than one year | 5,943 | 4,447 | (1,496) |
| One year to two years | 6,462 | 4,681 | (1,781) |
| Later than two years but not later than five years | 12,440 | 9,726 | (2,714) |
| Later than five years | 38,057 | 18,577 | (19,480) |
| | 62,902 | 37,431 | (25,471) |
| As at 31 December 2020 | | | |
| Not later than one year | 6,873 | 4,574 | (2,299) |
| One year to two years | 6,393 | 4,348 | (2,045) |
| Later than two years but not later than five years | 12,870 | 9,588 | (3,282) |
| Later than five years | 44,184 | 23,498 | (20,686) |
| | 70,320 | 42,008 | (28,312) |

Notes to the Financial Statements

31 December 2021

36. SHARE CAPITAL

| Ordinary shares of HK\$0.25 each | Number of shares '000 | Amount HK\$'000 |
|----------------------------------|--------------------------|--------------------|
| Authorised: | | |
| At 31 December 2021 and 2020 | 2,000,000 | 500,000 |
| Issued and fully paid: | | |
| At 31 December 2021 and 2020 | 432,948 | 108,327 |

The issued and fully paid share capital is equivalent to approximately RMB112,176,000 as at 31 December 2021 and 2020. The holders of ordinary shares are entitled to receive dividends as declared from time to time and are entitled to one vote per share at meeting of the Company. All ordinary shares rank equally will regard to the Company's residual assets.

37. RESERVES

Group

The amounts of the Group's reserves and the movements therein for the current and prior years are presented in the consolidated statement of changes in equity.

Company

| | Share premium RMB'000 | Merger reserve RMB'000 | Capital redemption reserve RMB'000 | Accumulated losses RMB'000 | Total equity RMB'000 |
|---|-----------------------------|------------------------------|---|----------------------------------|----------------------------|
| At 1 January 2020 | 257,073 | 6,143 | 2,374 | (116,257) | 149,333 |
| Loss for the year | - | - | - | (19,330) | (19,330) |
| Other comprehensive income | - | - | - | - | - |
| Total comprehensive income for the year | | - | - | (19,330) | (19,330) |
| At 31 December 2020 and 1 January 2021 | 257,073 | 6,143 | 2,374 | (135,587) | 130,003 |
| Loss for the year | - | - | - | (17,360) | (17,360) |
| Other comprehensive income | - | - | - | - | - |
| Total comprehensive income for the year | | - | - | (17,360) | (17,360) |
| At 31 December 2021 | 257,073 | 6,143 | 2,374 | (152,947) | 112,643 |

Notes to the Financial Statements

31 December 2021

37. RESERVES (CONTINUED)

Group and Company

(a) *Merger reserve*

The merger reserve of the Group represents the difference between the nominal value of the share capital of the subsidiaries acquired and the nominal value of the share capital of the Company issued in exchange thereof as a result of a restructuring exercise of the Group in 2006.

The merger reserve of the Company represents the difference between the net tangible asset value of the subsidiaries acquired and the nominal value of the share capital of the Company issued in exchange thereof as a result of the Group's restructuring exercise in 2006.

(b) *Capital redemption reserve*

The capital redemption reserve of the Group represents the nominal value of the share capital of the Company repurchased and cancelled.

(c) *Other reserves*

In accordance with the relevant laws and regulations of the PRC, the subsidiaries of the Company established in the PRC are required to transfer 10% of its profit after taxation determined in accordance with the accounting regulations in the PRC to the other reserve until the reserve balance reaches 50% of the respective registered capital of the PRC subsidiaries.

During the previous years, the subsidiaries of the Company established in the PRC has discretionarily transferred 5% of its profit after taxation prepared in accordance with the accounting regulations in the PRC to the public welfare reserve. The use of the public welfare reserve is restricted to capital expenditure for employees' facilities. This public welfare reserve is non-distributable except upon liquidation of the PRC subsidiaries. No public welfare reserve had been provided since financial year ended 31 December 2006.

Notes to the Financial Statements

31 December 2021

38. STATEMENT OF FINANCIAL POSITION OF THE COMPANY

| | Notes | 2021 RMB'000 | 2020 RMB'000 |
|--|-------|-----------------|-----------------|
| ASSETS AND LIABILITIES | | | |
| Non-current assets | | | |
| Investments in subsidiaries | 39 | 84,152 | 84,152 |
| Total non-current assets | | 84,152 | 84,152 |
| Current assets | | | |
| Prepayments, other receivables and deposits | | 89 | 89 |
| Amounts due from subsidiaries | | 144,230 | 141,535 |
| Cash and cash equivalents | | 1,140 | 18,449 |
| Total current assets | | 145,459 | 160,073 |
| Current liabilities | | | |
| Accrued liabilities and other payables | | 4,792 | 2,046 |
| Net current assets | | 140,667 | 158,027 |
| Total assets less current liabilities/ Net assets | | 224,819 | 242,179 |
| EQUITY | | | |
| Share capital | 36 | 112,176 | 112,176 |
| Reserves | 37 | 112,643 | 130,003 |
| Total equity | | 224,819 | 242,179 |

Notes to the Financial Statements

31 December 2021

39. SUBSIDIARIES

Particulars of the subsidiaries as at 31 December 2021 and 2020 are as follows:

| Name of subsidiaries | Place of incorporation/ registration and principal place of business | Nominal value of share/paid-up capital | | Percentage of equity attributable to the Company | | Principal activities |
|--|---|---|----------------|---|------|--|
| | | 2021 | 2020 | 2021 | 2020 | |
| Directly held: 美好集團有限公司 Perfect Good Group Ltd. | British Virgin Islands ("BVI"), limited liability company | US\$10,000 | US\$10,000 | 100 | 100 | Investment holding |
| 天元裕業有限公司 Tian Yuan Rong Ye Co., Ltd. | Cayman Islands, limited liability company | US\$50,000 | US\$50,000 | 100 | 100 | Investment holding |
| Indirectly held: 神域集團有限公司 Spirtizone Group Ltd. | BVI, limited liability company | US\$100 | US\$100 | 100 | 100 | Investment holding |
| 青島康大食品有限公司 Kangda Foods | PRC, limited liability company | US\$20,000,000 | US\$20,000,000 | 100 | 100 | Production of food products |
| 青島康大海青食品有限公司 Qingdao Kangda Haiqing Foods Co., Ltd.* | PRC, limited liability company | - | US\$800,000 | - | 100 | Production of food products |
| 青島康大綠實食品有限公司 Qingdao Kangda Lubao Foods Co., Ltd. | PRC, limited liability company | US\$5,000,000 | US\$5,000,000 | 100 | 100 | Trading of food products |
| 青島莫爾利食品有限公司 Qingdao Murle Foods Co., Ltd. | PRC, limited liability company | US\$11,000,000 | US\$11,000,000 | 100 | 100 | Inactive |
| 青島康大養殖有限公司 Qingdao Kangda Animal Rearing Co., Ltd. | PRC, limited liability company | RMB3,000,000 | RMB3,000,000 | 100 | 100 | Breeding and sales of livestock and poultry |
| 青島康大兔業發展有限公司 Qingdao Kangda Rabbit Co., Ltd. | PRC, limited liability company | RMB5,000,000 | RMB5,000,000 | 100 | 100 | Breeding and sales of rabbits |
| 青島康大歐洲兔業育種有限公司 Qingdao Kangda-Eurolap Rabbit Selection Co., Ltd. | PRC, limited liability company | RMB13,980,000 | RMB13,980,000 | 70 | 70 | Breeding and sales of rabbits |
| 青島百順食品有限公司 Qingdao Baishun Food Company Limited* | PRC, limited liability company | - | RMB1,000,000 | - | 100 | Inactive |

Notes to the Financial Statements

31 December 2021

39. SUBSIDIARIES (CONTINUED)

| Name of subsidiaries | Place of incorporation/ registration and principal place of business | Nominal value of share/paid-up capital | | Percentage of equity attributable to the Company | | Principal activities |
|---|---|---|----------------|---|------|--|
| | | 2021 | 2020 | 2021 | 2020 | |
| Indirectly held: 青島普德食品有限公司 Pu De | PRC, limited liability company | US\$4,000,000 | US\$4,000,000 | 55 | 55 | Inactive |
| 山東凱加食品有限公司 Kaijia Food | PRC, limited liability company | RMB100,000,000 | RMB100,000,000 | 100 | 100 | Production of food products |
| 山東凱加國貿有限公司 Shandong Kaijia International Trading Co., Ltd. ("Kaijia Trading") | PRC, limited liability company | RMB21,000,000 | RMB46,670,000 | 70 | 70 | Trading of food products |
| 高密凱加養殖有限公司 Gaomi Kaijia Rearing Co., Ltd. | PRC, limited liability company | RMB39,253,051 | RMB39,253,051 | 100 | 100 | Breeding and sales of livestock and poultry |
| 天元佑善(北京)醫藥有限公司 Tian Yuan You Shan (Beijing) Pharmacy Co., Ltd. | PRC, limited liability company | HK\$1,000,000 | HK\$1,000,000 | 100 | 100 | Retail and wholesale, consultancy service |
| 天元佑善有限公司 Tian Yuan You Shan Co., Ltd. | Hong Kong, limited liability company | HK\$100 | HK\$100 | 100 | 100 | Investment holding |
| 天元佑善健康管理有限公司 Tian Yuan You Shan Health Management Co., Ltd. ^f | Hong Kong, limited liability company | HK\$100 | HK\$100 | - | 80 | Investment holding |

None of the subsidiaries had issued any debt securities at the end of the year.

* Subsidiaries being disposed during the year ended 31 December 2021 (note 41(a)).

^f Deregistered during the year ended 31 December 2021.

Notes to the Financial Statements

31 December 2021

39. SUBSIDIARIES (CONTINUED)

Non-controlling interests

Kaijia Trading, a 70% owned subsidiary of the Company, has material non-controlling interests of 30% which is material to the Group. The non-controlling interests of all other subsidiaries that are not 100% owned by the Group are considered to be immaterial.

Summarised financial information in relation to Kaijia Trading, before intra-group eliminations, is presented below:

| | 2021 RMB'000 | 2020 RMB'000 |
|---|-----------------|-----------------|
| For the year ended 31 December | | |
| Revenue | 3,694 | 3,335 |
| Loss for the year | (5,656) | (1,868) |
| Total comprehensive income for the year | (5,656) | (1,868) |
| Loss allocated to non-controlling interests | (1,697) | (561) |
| For the year ended 31 December | | |
| Cash flows used in operating activities | (28) | (711) |
| Cash flows used in investing activities | – | (341) |
| Cash flows used in financing activities | – | |
| Net cash outflows | (28) | (1,052) |
| As at 31 December | | |
| Current assets | 4,286 | 32,441 |
| Non-current assets | 14,741 | 18,089 |
| Current liabilities | (11,141) | (319) |
| Net assets | 7,886 | 50,211 |
| Accumulated non-controlling interests | 2,366 | 15,063 |

40. CAPITAL COMMITMENTS

Capital commitments not provided for in the financial statements were as follows:

| | 2021 RMB'000 | 2020 RMB'000 |
|--|-----------------|-----------------|
| Contracted but not provided for in respect of: Purchase of property, plant, equipment | 12,669 | 21,864 |

Notes to the Financial Statements

31 December 2021

41. DISPOSAL OF SUBSIDIARIES

- (a) Referring to note 42, the Group completed the disposal of Qingdao Kangda Haiqing Foods Co., Ltd* (青島康大海青食品有限公司) and Qingdao Baishun Food Company Limited* (青島百順食品有限公司) during the year ended 31 December 2021. The net liabilities disposed of are detailed as below:

| | 2021 RMB'000 |
|---|-----------------|
| Assets/(Liabilities) disposed of: | |
| Right-of-use assets | 1,459 |
| Property, plant and equipment | 30,115 |
| Deferred tax assets | 24 |
| Inventories | 24,188 |
| Trade and bill receivables | 16,326 |
| Prepayments, other receivables and deposits | 5,208 |
| Cash and cash equivalents | 10,185 |
| Trade and bill payables | (19,611) |
| Deferred government grants | (96) |
| Accrued liabilities and other payables | (23,112) |
| Contract liabilities | (155) |
| Amount due to a related party | (48,331) |
| Income tax payable | (781) |
| | (4,581) |
| Net liabilities disposal of | (4,581) |
| Gain on disposal of a subsidiary | 11,205 |
| | 6,624 |
| Consideration satisfied by: | |
| Cash consideration [#] | 6,624 |

* The English translation of the company name is for reference only. The official name of this company is in Chinese.

[#] Unsettled as at 31 December 2021 and subsequently settled.

Notes to the Financial Statements

31 December 2021

41. DISPOSAL OF SUBSIDIARIES (CONTINUED)

- (b) On 5 August 2020, the Group entered into a share purchase agreement (“SPA”) with an independent third party, 青島旺景園食品有限公司, for the disposal of all the equity interests and inter-company loans Qinqdao Kangda Analysis and Testing Co., Ltd, at a cash consideration of RMB1,000,000.

Having satisfied all the terms and conditions of the SPA, on 7 August 2020 the Group ceased control of Qinqdao Kangda Analysis and Testing Co., Ltd and the disposal was then completed thereafter. The details of calculation of gain on disposal on Qinqdao Kangda Analysis and Testing Co., Ltd was as follows:

| | 2020 RMB '000 |
|---|------------------|
| Assets/(Liabilities) disposed of: | |
| Investment in an associate | 1,537 |
| Trade receivables | 3 |
| Cash and cash equivalent | 18 |
| Trade payables | (48) |
| Accrued liabilities and other payables | (27) |
| Inter-company loans | (982) |
| Amount due to a related party | (3) |
| | <hr/> |
| Net assets disposal of | 498 |
| Disposal of inter-company loans | 982 |
| Loss on disposal of a subsidiary | (480) |
| | <hr/> |
| | 1,000 |
| | <hr/> |
| Consideration satisfied by: | |
| Cash consideration [#] | 1,000 |
| | <hr/> |
| Cash consideration received | - |
| Cash and cash equivalents disposed of | (18) |
| | <hr/> |
| Net outflow of cash and cash equivalents in respect of the disposal | (18) |
| | <hr/> |

[#] Settled during the year ended 31 December 2021.

Notes to the Financial Statements

31 December 2021

42. ASSETS CLASSIFIED AS HELD FOR SALE AND LIABILITIES ASSOCIATED WITH ASSETS CLASSIFIED AS HELD FOR SALE

On 7 December 2020, the Group entered into a sale and purchase agreement in relation to the disposal of wholly-owned subsidiaries, Qingdao Kangda Haiqing Foods Co., Ltd* (青島康大海青食品有限公司) and Qingdao Baishun Food Company Limited* (青島百順食品有限公司) to third party individuals at an aggregate cash consideration of RMB6,624,000. The disposal is still underway as at 31 December 2020 as certain conditions precedent have not yet been met. The Directors are of the view that the disposal of those 2 subsidiaries is highly probable to be completed within twelve months from the date of classification. Assets and liabilities of these two subsidiaries, which are expected to be sold within twelve months, have been classified as "Assets classified as held for sale" and "Liabilities associated with assets classified as held for sale" respectively, and are presented separately in the consolidated statement of financial position as at 31 December 2020 (see below). These assets and liabilities were expected to be disposed within twelve months after the end of the reporting period.

The major classes of assets and liabilities associated with two wholly-owned subsidiaries classified as held for sale at the end of each reporting period were as follows:

| | 2020 RMB'000 |
|---|------------------|
| Right-of-use assets | 1,459 |
| Property, plant and equipment | 51,259 |
| Deferred tax assets | 24 |
| Inventories | 25,606 |
| Trade and bill receivables | 15,937 |
| Prepayments, other receivables and deposits | 4,060 |
| Cash and cash equivalents | 17,640 |
| Assets classified as held for sale | 115,985 |
| Trade and bill payables | (20,341) |
| Deferred government grants | (96) |
| Accrued liabilities and other payables | (21,255) |
| Contract liabilities | (178) |
| Amount due to a related company | (66,449) |
| Income tax payable | (841) |
| Liabilities associated with assets classified as held for sale | (109,160) |

* The English translation of the company name is for reference only. The official name of this company is in Chinese.

In addition, Qingdao Kangda Haiqing Foods Co., Ltd and Qingdao Baishun Food Company Limited contributed profit of RMB3,538,000 to the Group's profit from continuing operations. The sale of these two entities did not constitute a discontinued operation as they did not represent a major line of business or geographical area of operation.

There were no cumulative income or expense included in other comprehensive income relating to these subsidiaries.

Notes to the Financial Statements

31 December 2021

43. FINANCIAL RISK MANAGEMENT AND FAIR VALUE MEASUREMENTS

The Group is exposed to financial risks through its use of financial instruments in its ordinary course of operations. The financial risks included market risk (including foreign currency risk and interest rate risk), credit risk and liquidity risk. The board of Directors of the Company meets periodically to analyse and formulate measures to manage the Group's exposure to the financial risk, including principally changes in interest rates and currency exchange rates.

Generally, the Group employs a conservative strategy regarding its risk management. As the Group's exposure to market risk is kept at a minimum level, the Group has not used any derivatives or other instruments for hedging purposes. The Group does not hold or issue derivative financial instruments for trading purposes.

(a) Categories of financial assets and liabilities

The categories of financial assets and financial liabilities included in the consolidated statement of financial position and the headings in which they are included are as follows:

| | 2021 RMB'000 | 2020 RMB'000 |
|---|-----------------|-----------------|
| Financial assets | | |
| Fair value through other comprehensive income | | |
| – Bills receivables | 14,150 | 750 |
| Financial assets at amortised cost | | |
| – Trade receivables | 106,004 | 101,762 |
| – Other receivables and deposits | 22,598 | 9,723 |
| – Cash and bank balances (including pledged deposits) | 167,624 | 271,834 |
| | 310,376 | 384,069 |
| Financial liabilities | | |
| Financial liabilities at amortised cost | | |
| – Trade and bills payables | 227,642 | 168,852 |
| – Accrued liabilities and other payables | 116,022 | 139,163 |
| – Interest-bearing bank borrowings | 120,504 | 275,000 |
| – Loans from immediate holding company | 73,505 | 76,375 |
| – Other borrowings | 8,576 | 9,210 |
| – Amount due to a related party | 44,494 | 75,827 |
| | 590,743 | 744,427 |

(b) Interest rate risk

Interest rate risk relates to the risk that the fair value or cash flows of a financial instrument will fluctuate because of changes in market interest rates. The Group borrows both loans issued at fixed and floating interest rates. Exposure to floating interest rate presents when there are unexpected adverse interest rate movements. The Group's policy is to manage its interest rate risk, working within an agreed framework, to ensure that there are no unduly exposures to significant interest rate movements and rates are approximately fixed when necessary. The policies to manage interest rate risk have been followed by the Group since prior years.

Notes to the Financial Statements

31 December 2021

43. FINANCIAL RISK MANAGEMENT AND FAIR VALUE MEASUREMENTS (CONTINUED)

(b) Interest rate risk (Continued)

(i) Interest rate profile

The following tables detail the interest rate profile of the Group's financial instruments at the reporting date:

| | Weighted average effective interest rate | | Carrying amount | |
|--|---|-----------|-----------------|-----------------|
| | 2021 % | 2020 % | 2021 RMB'000 | 2020 RMB'000 |
| Variable rate instruments | | | | |
| <i>Financial assets</i> | | | | |
| Bank balances | 0.20% | 0.25% | 116,624 | 211,402 |
| <i>Financial liabilities</i> | | | | |
| Interest-bearing bank borrowings | 4.35% | 4.58% | 100,000 | 130,000 |
| Fixed rate instruments | | | | |
| <i>Financial assets</i> | | | | |
| Time deposits | 1.21% | 0.90% | 51,000 | 60,432 |
| <i>Financial liabilities</i> | | | | |
| Interest-bearing bank borrowings and other borrowings | 4.31% | 3.58% | 29,080 | 154,210 |

(ii) Interest rate sensitivity analysis

The following tables illustrate the sensitivity of the loss for the year and equity to a reasonably possible change in interest rates of +0.5% and -0.5% (2020: +0.5% and -0.5%), with effect from the beginning of the year. These changes are considered to be reasonably possible based on observation of current market conditions. The calculations are based on the Group's financial instruments, which are subject to variable rate, held at each reporting date. All other variables are held constant. There is no impact on other components of consolidated equity in response to the possible change in interest rates.

| | 2021 RMB'000 | | 2020 RMB'000 | |
|---|-----------------|-------------|-----------------|-------|
| | +0.5% | -0.5% | +0.5% | -0.5% |
| Effect on loss for the year and retained profits | 83 | (83) | 407 | (407) |

Notes to the Financial Statements

31 December 2021

43. FINANCIAL RISK MANAGEMENT AND FAIR VALUE MEASUREMENTS (CONTINUED)

(c) Credit risk

Credit risk refers to the risk that the counterparty to a financial instrument would fail to discharge its obligation under the terms of the financial instrument and cause a financial loss to the Group. As at 31 December 2021, the carrying amount of these financial assets as disclosed in note 43(a) best represent the maximum exposure to credit risk. The Group's exposure to credit risk mainly arises from granting credit to customers in the ordinary course of its business.

The Group continuously monitors defaults of customers and other counterparties, identified either individually or by group, and incorporates this information into its credit risk controls. Where available at reasonable cost, external credit ratings and/or reports on customers and other counterparties are obtained and used. The Group's policy is to deal only with creditworthy counterparties. The credit policy has been followed by the Group since prior years.

Financial assets with credit risk exposure

Trade and bills receivables

The Group measures loss allowances for trade receivables at an amount equal to lifetime ECLs, which is calculated using a provision matrix. As the Group's historical credit loss experience does not indicate significantly different loss patterns for different customer segments, the loss allowance based on past due status is not further distinguished between the Group's different customer bases.

The following table provides information about the Group's exposure to credit risk and ECLs for trade receivables as at 31 December 2021 and 2020:

| | Expected loss rate (%) | Gross carrying amount RMB'000 | Loss allowance RMB'000 |
|---------------------------------|------------------------------|-------------------------------------|------------------------------|
| As at 31 December 2021 | 1.08% | 88,909 | 959 |
| Current (not past due) | 1.57% | 9,161 | 144 |
| Not more than 3 months past due | 1.89% | 5,190 | 98 |
| 3 to 6 months past due | 13.77% | 4,575 | 630 |
| 6 to 12 months past due | 100% | 728 | 728 |
| More than 12 months past due | | 108,563 | 2,559 |
| | Expected loss rate (%) | Gross carrying amount RMB'000 | Loss allowance RMB'000 |
| As at 31 December 2020 | 1.44% | 87,942 | 1,267 |
| Current (not past due) | 1.98% | 11,042 | 219 |
| Not more than 3 months past due | 3.38% | 864 | 29 |
| 3 to 6 months past due | 10.25% | 3,821 | 392 |
| 6 to 12 months past due | 100% | 1,850 | 1,850 |
| More than 12 months past due | | 105,519 | 3,757 |

Expected loss rates are based on actual loss experience over the past few years. These rates are adjusted to reflect differences between economic conditions during the period over which the historic data has been collected, current conditions and the group's view of economic conditions over the expected lives of the receivables.

Notes to the Financial Statements

31 December 2021

43. FINANCIAL RISK MANAGEMENT AND FAIR VALUE MEASUREMENTS (CONTINUED)

(c) Credit risk (Continued)

Financial assets with credit risk exposure (Continued)

Trade and bills receivables (Continued)

In respect of debt instruments measured at fair value through other comprehensive income (i.e. bills receivables), the expected credit loss is based on the 12 months ECLs. Given that there is no significant increase in credit risk, no expected credit loss on bills receivables recognised as at 31 December 2021 (2020: No expected credit loss on bills receivables).

The movement in the provision for impairment of trade and bills receivables is as follows:

| | 2021 RMB'000 | 2020 RMB'000 |
|--|-----------------|-----------------|
| Balance at the beginning of the year | 3,504 | 2,941 |
| Impairment losses recognised | – | 816 |
| Reversal of impairment loss | (945) | – |
| Elimination upon reclassified to assets classified as held for sale (note 42) | – | (253) |
| Balance at the end of the year | <u>2,559</u> | <u>3,504</u> |

None of the Group's financial assets are secured by collateral or other credit enhancements.

Other financial assets measured at amortised cost

Other financial assets measured at amortised cost of the Group include other receivables, pledged deposits and cash and cash equivalents. In respect of all the pledged deposits and cash and cash equivalents, since there is no significant increase in credit risk, any loss allowance recognised during the year is therefore limited to 12-month ECLs. The Directors consider the probability of default is low on these balances since the counterparties are financial institutions with high credit rating or with good reputation.

In respect of other receivables of RMB22,598,000 (2020: RMB9,890,000), the ECLs are based on the 12-month ECLs as there is no significant increase in credit risk and a loss allowance of RMB81,000 (2020: RMB167,000) is recognised as at 31 December 2021. In respect of other receivables of RMB2,331,000 (2020: RMB2,588,000) representing an advance payment to an associate, this balance is credit impaired of which a loss allowance of RMB2,331,000 (2020: RMB2,588,000) is recognised as at 31 December 2021.

Expected loss rates on other receivables are based on actual loss experience over the past few years. These rates are adjusted to reflect differences between economic conditions during the period over which the historic data has been collected, current conditions and the group's view of economic conditions over the expected lives of the receivables.

None of the Group's financial assets are secured by collateral or other credit enhancements.

Notes to the Financial Statements

31 December 2021

43. FINANCIAL RISK MANAGEMENT AND FAIR VALUE MEASUREMENTS (CONTINUED)

(d) Foreign currency risk

Currency risk refers to the risk that the fair value or future cash flows of a financial instrument will fluctuate because of changes in foreign exchange rates. The Group is exposed to foreign currency risk primarily through sales and purchases that are denominated in a currency other than the functional currency of the Group entities to which they relate. The currencies giving rise to this risk are mainly Euro, United States dollars ("USD"), Japanese Yen ("JPY"), Singapore dollar ("SGD") and Hong Kong dollar ("HK\$") and Swiss Franc ("CHF").

The Group reviews its foreign currency exposures regularly and does not consider its foreign exchange risk to be significant. The policy to manage foreign currency risk has been followed by the Group since prior years.

(i) Foreign currency risk exposure

The following tables detail the Group's exposures at the reporting date to foreign currency risk from the financial assets and financial liabilities denominated in a currency other than the functional currency to which the Group entities relate:

| | 2021 | | | | | |
|------------------------------|----------------|-----------------|----------------|----------------|----------------|-----------------|
| | USD RMB'000 | EURO RMB'000 | JPY RMB'000 | CHF RMB'000 | SGD RMB'000 | HK\$ RMB'000 |
| <i>Financial assets</i> | | | | | | |
| Trade receivables | 30,226 | - | - | - | - | - |
| Cash and bank balances | 38,788 | 3,056 | - | - | - | 1,172 |
| | 69,014 | 3,056 | - | - | - | 1,172 |
| <i>Financial liabilities</i> | | | | | | |
| Other borrowings | - | - | - | - | - | 8,576 |
| | - | - | - | - | - | 8,576 |
| | 2020 | | | | | |
| | USD RMB'000 | EURO RMB'000 | JPY RMB'000 | CHF RMB'000 | SGD RMB'000 | HK\$ RMB'000 |
| <i>Financial assets</i> | | | | | | |
| Trade receivables | 55,463 | 3,184 | 2,087 | - | - | - |
| Cash and bank balances | 23,315 | 1 | - | 1 | 5 | 18,912 |
| | 78,778 | 3,185 | 2,087 | 1 | 5 | 18,912 |
| <i>Financial liabilities</i> | | | | | | |
| Other borrowing | - | - | - | - | - | 9,210 |
| | - | - | - | - | - | 9,210 |

Apart from the above, all the Group's financial assets and liabilities are denominated in RMB.

Notes to the Financial Statements

31 December 2021

43. FINANCIAL RISK MANAGEMENT AND FAIR VALUE MEASUREMENTS (CONTINUED)

(d) Foreign currency risk (Continued)

(ii) Foreign currency sensitivity analysis

The following table indicates the approximate change in the Group's loss for the year and equity in response to a 5% appreciation in the respective foreign currencies against the Group's functional currencies against the respective foreign currencies. There is no impact on other components of consolidated equity in response to the general increase in the following foreign currency rates.

| | 2021 | | | | | |
|--|----------------|-----------------|----------------|----------------|----------------|-----------------|
| | USD RMB'000 | EURO RMB'000 | JPY RMB'000 | CHF RMB'000 | SGD RMB'000 | HK\$ RMB'000 |
| Effect on loss for the year and retained profits | 3,451 | 153 | - | - | - | 370 |

| | 2020 | | | | | |
|--|----------------|-----------------|----------------|----------------|----------------|-----------------|
| | USD RMB'000 | EURO RMB'000 | JPY RMB'000 | CHF RMB'000 | SGD RMB'000 | HK\$ RMB'000 |
| Effect on loss for the year and retained profits | 3,939 | 160 | 104 | - | - | (485) |

A weakening of the above foreign currencies against RMB at each reporting date would have had the equal but opposite effect to the amounts shown above, on the basis that all other variables remain constant.

(e) Business risk

The Group is exposed to the following risks relating to its agricultural activities.

(i) Regulatory and environmental risks

The Group is subject to laws and regulations in the PRC which it operates. The Group has established environmental policies and procedures aimed at compliance with local environmental and other laws.

(ii) Supply and demand risk

The Group is exposed to financial risks arising from changes in prices of livestock and livestock environmental policies and procedures aimed at compliance with local environmental of which are determined by constantly changing market forces of supply and demand, and other factors. When possible, the Group manages these risks by aligning its production volume to market supply and demand and the Group also manages its exposure to fluctuation in the price of the key raw materials used in operations by maintaining a large number of suppliers so as to limit high concentration in a particular supplier.

(iii) Other risk

The Group is subject to risks relating to its ability to maintain health status. Livestock health problems could adversely impact production and consumer confidence. The Group monitors the health of its livestock on a regular basis and has procedures in place to reduce potential exposure to infectious diseases.

Notes to the Financial Statements

31 December 2021

43. FINANCIAL RISK MANAGEMENT AND FAIR VALUE MEASUREMENTS (CONTINUED)

(f) Liquidity risk

Liquidity risk relates to the risk that the Group will not be able to meet its obligations associated with its financial liabilities that are settled by delivering cash or financial asset. The Group are exposed to liquidity risk in respect of settlement of trade payables and its financing obligations, and also in respect of its cash flow management.

As disclosed in note 3(b) to the financial statements as at 31 December 2021, the Group's current liabilities has exceeded its current assets by RMB106,127,000. The liquidity of the Group is primarily dependent on its ability to maintain adequate cash inflow from operations to meet its obligations as they fall due, and on its ability to obtain external financing. Further details are set out in note 3(b) to the financial statements. Subsequent to the end of the reporting period, the Group obtained a new bank borrowing of RMB130,000,000 which will be mature for a year from the date of grant. In addition, the Group renewed a bank borrowing of RMB100,000,000 from one of the Group's major bankers for another year from the date of renewal. All these bank borrowings will mature in 2023. Moreover, the Group also obtained a written confirmation from its immediate holding company, which confirmed to renew the outstanding loan balances of RMB73,505,000 to the Group for another year upon maturity. Other than these, the Group is actively negotiating with other borrowers to seek for renewal of other borrowings. The Directors of the Company have also carried out a detailed review of the cash flow projection of the Group based on a cash flow forecast covering a period of one year from the date of approval of these consolidated financial statements. The Directors are of the opinion that the assumptions which are included in the cash flow projection are reasonable. Based on above, the Directors have determined that adequate liquidity exists to finance its working capital and financing activities of the Group for that period.

The cash flow management of all operating entities is centralised, including the raising of funds to cover expected cash demands. The Group's policy is to regularly monitor current and expected liquidity requirements, to ensure that it maintains sufficient reserves of cash and adequate committed lines of funding from major financial institutions to meet its liquidity requirements in the short and longer term.

The maturity analysis for bank borrowings is prepared based on the scheduled repayment dates.

| | 2021 RMB'000 | 2020 RMB'000 |
|--|-----------------|-----------------|
| Repayable within one year | 101,104 | 275,000 |
| Repayable in the second year | 400 | – |
| Repayable in the third to fifth years, inclusive | 19,000 | – |
| | 120,504 | 275,000 |

The liquidity policy has been followed by the Group since prior years.

Notes to the Financial Statements

31 December 2021

43. FINANCIAL RISK MANAGEMENT AND FAIR VALUE MEASUREMENTS (CONTINUED)

(f) Liquidity risk (Continued)

As at 31 December 2021 and 2020, the maturity analysis of the Group's financial assets, based on the contracted undiscounted maturity, and the maturity profile of the Group's financial liabilities, based on the contracted undiscounted payments, are summarised below:

| | 2021 | | | 2020 | | |
|--|---|------------------------------|----------------------------|---|------------------------------|----------------------------|
| | Within 6 months or on demand RMB'000 | 6 to 12 months RMB'000 | After 1 year RMB'000 | Within 6 months or on demand RMB'000 | 6 to 12 months RMB'000 | After 1 year RMB'000 |
| Non-derivative financial assets: | | | | | | |
| Trade and bills receivables | 120,154 | - | - | 102,512 | - | - |
| Other receivables and deposits | 22,598 | - | - | 9,723 | - | - |
| Cash and bank balances (including pledged deposits) | 167,624 | - | - | 271,834 | - | - |
| | 310,376 | - | - | 384,069 | - | - |
| Non-derivative financial liabilities: | | | | | | |
| Trade and bills payables | 227,642 | - | - | 168,852 | - | - |
| Accrued liabilities and other payables | 116,022 | - | - | 139,163 | - | - |
| Amount due to a related party | 44,494 | - | - | 75,827 | - | - |
| Interest-bearing bank borrowings | 101,943 | 662 | 20,772 | 34,818 | 248,186 | - |
| Loans from immediate holding company | 8,167 | 65,338 | - | 9,504 | 66,871 | - |
| Lease liabilities | 2,971 | 2,972 | 56,959 | 3,436 | 3,437 | 63,447 |
| Other borrowings | 8,576 | - | - | 9,210 | - | - |
| | 509,815 | 68,972 | 77,731 | 440,810 | 318,494 | 63,447 |

(g) Fair value

The fair value measurement of the Group's financial assets utilised market observable inputs and data as far as possible. Inputs used in determining fair value measurements are categorised into different levels based on how observable inputs used in the valuation technique utilised are:

- Level 1: Quoted prices in active markets for identical items (unadjusted);
- Level 2: Observable direct or indirect inputs other than Level 1 inputs;
- Level 3: Unobservable inputs (i.e. not derived from market data).

The classification of an item into the above levels is based on the lowest level of the inputs used that has a significant effect on the fair value measurement of the item. Transfers of items between levels are recognised in the period they occur.

Notes to the Financial Statements

31 December 2021

43. FINANCIAL RISK MANAGEMENT AND FAIR VALUE MEASUREMENTS (CONTINUED)

(g) Fair value (Continued)

The following table provides an analysis of financial instruments carried at fair value by level of fair value hierarchy:

| | Level 1 RMB'000 | Level 2 RMB'000 | Level 3 RMB'000 | Total RMB'000 |
|---|--------------------|--------------------|--------------------|------------------|
| 31 December 2021 | | | | |
| Financial asset at fair value through other comprehensive income: | | | | |
| – Bills receivables (note 23) | – | 14,150 | – | 14,150 |
| 31 December 2020 | | | | |
| Financial asset at fair value through other comprehensive income: | | | | |
| – Bills receivables (note 23) | – | 750 | – | 750 |

Note: Due to short-term nature of the bill receivables, their carrying amounts are considered approximate to their fair value.

Notes to the Financial Statements

31 December 2021

44. RECONCILIATION OF LIABILITIES ARISING FROM FINANCING ACTIVITIES

The table below details changes in the Group's liabilities from financing activities, including both cash and non-cash changes. Liabilities arising from financing activities are liabilities for which cash flows were, or future cash flows will be, classified in the Group's consolidated statement of cash flows from financing activities.

| | Amount due to a related party RMB'000 | Interest bearing bank borrowings RMB'000 | Other borrowings RMB'000 | Loans from immediate holding company RMB'000 | Lease liabilities RMB'000 |
|--|---|---|--------------------------------|--|---------------------------------|
| At 1 January 2020 | 10,701 | 334,000 | 22,145 | 26,848 | 55,238 |
| Changes from cash flows: | | | | | |
| Received from a related party | 65,129 | - | - | - | - |
| New bank borrowings | - | 275,000 | - | - | - |
| Repayment of bank borrowings | - | (334,000) | - | - | - |
| Repayment of other borrowings | - | - | (13,503) | - | - |
| Loans from immediate holding company | - | - | - | 49,527 | - |
| Repayment of lease liabilities | - | - | - | - | (6,837) |
| Interest paid | - | (16,219) | - | - | (3,103) |
| | 65,129 | (75,219) | (13,503) | 49,527 | (9,940) |
| Non-cash transaction: | | | | | |
| Addition of new lease | - | - | - | - | 9,718 |
| Disposal of a subsidiary | (3) | - | - | - | - |
| Termination of lease contracts | - | - | - | - | (15,382) |
| Interest expenses on lease liabilities | - | - | - | - | 3,103 |
| Exchange differences | - | - | 568 | - | - |
| Rent concessions | - | - | - | - | (729) |
| | (3) | - | 568 | - | (3,290) |
| Other changes: | | | | | |
| Interest expenses | - | 16,219 | - | - | - |
| At 31 December 2020 | 75,827 | 275,000 | 9,210 | 76,375 | 42,008 |

Notes to the Financial Statements

31 December 2021

44. RECONCILIATION OF LIABILITIES ARISING FROM FINANCING ACTIVITIES (CONTINUED)

| | Amount due to a related party RMB'000 | Interest bearing bank borrowings RMB'000 | Other borrowings RMB'000 | Loans from immediate holding company RMB'000 | Lease liabilities RMB'000 |
|--|---|---|--------------------------------|--|---------------------------------|
| At 1 January 2021 | 75,827 | 275,000 | 9,210 | 76,375 | 42,008 |
| Changes from cash flows: | | | | | |
| Received from a related party | 16,998 | – | – | – | – |
| New bank borrowings | – | 120,704 | – | – | – |
| Repayment of bank borrowings | – | (275,200) | – | – | – |
| Loans from immediate holding company | – | – | – | (2,870) | – |
| Repayment of lease liabilities | – | – | – | – | (4,577) |
| Interest paid | – | (10,900) | – | – | (2,296) |
| | 16,998 | (165,396) | – | (2,870) | (6,873) |
| Non-cash transaction: | | | | | |
| Disposal of a subsidiary | (48,331) | – | – | – | – |
| Interest expenses on lease liabilities | – | – | – | – | 2,296 |
| Exchange differences | – | – | (634) | – | – |
| | (48,331) | – | (634) | – | 2,296 |
| Other changes: | | | | | |
| Interest expenses | – | 10,900 | – | – | – |
| At 31 December 2021 | 44,494 | 120,504 | 8,576 | 73,505 | 37,431 |

Notes to the Financial Statements

31 December 2021

45. CAPITAL MANAGEMENT

The primary objective of the Group's capital management is to ensure that it maintains a strong credit rating and healthy capital ratios in order to support its business and maximise shareholders value.

The Group manages its capital structure and makes adjustments to it, in light of changes in economic conditions. To maintain or adjust the capital structure, the Group may adjust the dividend payment to shareholders, return capital to shareholders or issue new shares. No changes were made in the objectives, policies or processes during the current and previous years.

The Group monitors capital using a gearing ratio, which is total debts divided by total capital. Total debts are calculated as the sum of bank and other borrowings and amount due to a related party as shown in the consolidated statement of financial position. Total capital is calculated as total equity attributable to the Company's owners, as shown in the consolidated statement of financial position. The Group aims to maintain the gearing ratio at a reasonable level.

| | 2021 RMB'000 | 2020 RMB'000 |
|--|-----------------|-----------------|
| Interest-bearing bank borrowings | 120,504 | 275,000 |
| Other borrowings | 8,576 | 9,210 |
| Loans from immediate holding company | 73,505 | 76,375 |
| Lease liabilities | 37,431 | 42,008 |
| Amount due to a related party | 44,494 | 9,378 |
| Total debts | 284,510 | 411,971 |
| Equity attributable to the Company's owners | 566,902 | 607,955 |
| Total debts to equity ratio | 50% | 68% |

Subsidiaries of the Company established in the PRC are required to contribute and maintain a non-distributable statutory reserve fund whose utilisation is subject to certain restrictions as set out in the relevant regulations in the PRC. Certain of the Group's bank borrowings are subject to the fulfilment of covenants relating to certain of its subsidiaries' financial ratios. The Group regularly monitors its compliance with these covenants. These externally imposed capital requirements have been complied with by the Group for the years ended 31 December 2021 and 2020.

Notes to the Financial Statements

31 December 2021

46. SIGNIFICANT RELATED PARTY TRANSACTIONS

- (a) In addition to the transactions and balances disclosed elsewhere in the financial statements, the following transactions were carried out with related parties:

| | Notes | 2021 RMB'000 | 2020 RMB'000 |
|---|-------|-----------------|-----------------|
| Sales to related parties | (i) | 2,333 | 1,336 |
| Lease payments paid to related parties | (ii) | 339 | 727 |
| Guarantees given by the related parties in connection with bank borrowings granted to the Group | (iii) | 280,000 | 400,000 |
| Testing fee paid to an associate | (iv) | – | 567 |

(b) Key management personnel compensation

| | | | |
|---|--|--------|--------|
| Short term employee benefits of Directors and other members of key management | | 12,063 | 12,405 |
|---|--|--------|--------|

Notes:

- (i) Sales to related parties were made to related parties of which Mr. Gao Sishi, as a director of a major subsidiary of the Company, has beneficial interest. These sales were made in the ordinary course of business with reference to the terms negotiated between the Group and these related parties.
- (ii) Lease payments paid to related parties of which Mr. Gao Sishi, as a director of a major subsidiary of the Company having beneficial interest, were made according to the terms of the lease agreements.
- (iii) The Group's bank borrowings (note 30) were guaranteed by the related parties, of which Mr. Gao Sishi, as a director of a major subsidiary of the Company, having beneficial interest.
- (iv) Testing fee paid to an associate was made in ordinary course of business with reference to the terms negotiated between the Group and the associate.

Notes to the Financial Statements

31 December 2021

47. LEASING ARRANGEMENT

As lessor

The investment properties are leased to tenants for a term of 5 years with fixed monthly payment.

At the end of reporting period, the aggregate minimum lease payment receivable by the Group in the future periods under non-cancellable operating lease are as follows:

| | 2021 RMB'000 | 2020 RMB'000 |
|---|-----------------|-----------------|
| Within one year | 7,000 | 7,000 |
| After one year but within two years | 7,000 | 7,000 |
| After two years but within three years | 5,833 | 7,000 |
| After three years but within four years | – | 5,833 |
| | 19,833 | 26,833 |

48. APPROVAL OF FINANCIAL STATEMENTS

The financial statements were approved and authorised for issue by the Directors on 29 March 2022.

Notice of Annual General Meeting

NOTICE IS HEREBY GIVEN that the Annual General Meeting (the "AGM") of CHINA KANGDA FOOD COMPANY LIMITED (the "Company") will be held at 2/F the Function Room 3, The Harbourview, 4 Harbour Road, Wanchai, Hong Kong on Wednesday, 22 June 2022 at 9.30 a.m. Any Shareholder or depositor or proxy who wishes to take part in the AGM from Singapore, may attend via video conference which shall be held at Room 502, Level 5, RELC International Hotel, 30 Orange Grove Road, Singapore 258352. The persons attending the said video conference will be able to pose questions to the management and to comment on matters to be transacted at the AGM. Please be punctual to avoid disruption of the AGM which will commence at 9.30 a.m. sharp on Wednesday, 22 June 2022 for the following purposes:

AS ORDINARY BUSINESS

- To receive and adopt the Directors' Report and the Audited Financial Statements of the Company for the financial year ended 31 December 2021 together with the Auditor's Report thereon.
(Resolution 1)
- To re-elect the following Directors retiring pursuant to the Company's Bye-laws:

| | | |
|-------------|--------------------------------|-----------------------|
| Fang Yu | (Retiring under Bye-law 86(1)) | (Resolution 2) |
| Luo Zhenwu | (Retiring under Bye-law 86(1)) | (Resolution 3) |
| Chan Ka Yin | (Retiring under Bye-law 86(1)) | (Resolution 4) |
- To approve the payment of Independent Non-Executive Directors' fees of RMB293,820 for the financial year ending 31 December 2022 (2021: RMB303,135).
(Resolution 5)
- To authorize the Board of Directors to fix the remuneration of all executive Directors.
(Resolution 6)
- To re-appoint BDO Limited, Certified Public Accountants, Hong Kong ("BDO") as auditor of the Company to satisfy the Main Board Listing Rules of The Stock Exchange of Hong Kong Limited and to authorise the Directors to fix their remuneration.
(Resolution 7)
- To transact any other ordinary business which may properly be transacted at an Annual General Meeting.

AS SPECIAL BUSINESS

- To consider and, if thought fit, pass the following resolution as an Ordinary Resolution with or without modifications.

"THAT:

- subject to paragraph (c) of this Resolution, the exercise by the Directors of the Company during the Relevant Period (as hereinafter defined) of all the powers of the Company to allot, issue and deal with additional shares in the capital of the Company ("Shares") and to make or grant offers, agreements and options (including warrants, bonds, notes, debentures and other securities which carry rights to subscribe for or are convertible into Shares) which would or might require the exercise of such power be and is hereby generally and unconditionally approved;
- the approval in paragraph (a) of this Resolution shall authorise the Directors of the Company during the Relevant Period to make or grant offers, agreements and options (including warrants, bonds, notes, debentures and other securities which carry rights to subscribe for or are convertible into Shares) which would or might require the exercise of such power after the end of the Relevant Period;

Notice of Annual General Meeting

- (c) the aggregate number of Shares allotted or agreed conditionally or unconditionally to be allotted (whether pursuant to an option or otherwise) by the Directors of the Company pursuant to the approval in paragraph (a) of this Resolution, otherwise than pursuant to
- (i) a Rights Issue (as hereinafter defined); or
 - (ii) the exercise of any rights of subscription or conversion under the terms of any existing warrants, options, bonds, notes, debentures any securities of the Company which carry rights to subscribe for or are convertible into shares of the Company; or
 - (iii) an issue of Shares upon the exercise of subscription rights under any option scheme or similar arrangement for the time being adopted for the grant or issue to the grantees as specified in such scheme or similar arrangement of Shares or rights to acquire the Shares; or
 - (iv) an issue of Shares pursuant to any scrip dividends or similar arrangement providing for allotment of Shares in lieu of the whole or part of the dividend on Shares in accordance with the Bye-laws of the Company from time to time,
- shall not exceed 20% of the aggregate number of issued Shares of the Company as at the date of passing this Resolution, and the said approval shall be limited accordingly; and
- (d) for the purpose of this Resolution, "Relevant Period" means the period from the passing of this Resolution until whichever is the earliest of:
- (i) the conclusion of the next annual general meeting of the Company; or
 - (ii) the expiration of the period within which the next annual general meeting of the Company is required by the Bye-laws of the Company or the Companies Act 1981 of Bermuda or any other applicable law of Bermuda to be held; or
 - (iii) the date on which the authority given under this Resolution is revoked or varied by an ordinary resolution of the shareholders of the Company in general meeting; and

"Rights Issue" means an offer of Shares or issue of option, warrants or other securities giving the right to subscribe for Shares, open for acceptance for a period fixed by the Directors of the Company to the holders of Shares, or any class of Shares, whose names appear on the register of members of the Company (and, where appropriate, to holders of other securities of the Company entitled to the offer) on a fixed record date in proportion to their holdings of such Shares (or, where appropriate, such other securities) as at that date (subject to such exclusions or other arrangements as the Directors of the Company may deem necessary or expedient in relation to fractional entitlements or having regard to any restrictions or obligations under the laws of, or the requirements of any recognized regulatory body or any stock exchange in, any territory or otherwise howsoever applicable to the Company)."

See Explanatory Note (i)

(Resolution 8)

Notice of Annual General Meeting

8. To consider and, if thought fit, pass the following resolution as an Ordinary Resolution with or without modifications.

"THAT:

- (a) subject to paragraph (b) of this Resolution, the exercise by the Directors of the Company during the Relevant Period (as hereinafter defined) of all the powers of the Company to buy back shares in the capital of the Company (the "Shares") on The Stock Exchange of Hong Kong Limited (the "HKSE") or on any other exchange on which the Shares may be listed and recognized by the Securities and Futures Commission and the HKSE for this purpose, subject to and in accordance with all applicable laws and/or the requirements of the Rules Governing the Listing of Securities on the HKSE or of any other stock exchange as amended from time to time, be and is hereby generally and unconditionally approved;
- (b) the Shares which the Company is authorised to buy back pursuant to the approval in paragraph (a) of this Resolution during the Relevant Period shall not exceed 10% of the aggregate number of Shares of the Company in issue at the date of passing this Resolution, and the said approval shall be limited accordingly; and
- (c) for the purpose of this Resolution, "Relevant Period" means the period from the passing of this Resolution until whichever is the earliest of:
 - (i) the conclusion of the next annual general meeting of the Company; or
 - (ii) the expiration of the period within which the next annual general meeting of the Company is required by the Bye-laws of the Company or the Companies Act 1981 of Bermuda or any other applicable law of Bermuda to be held; or
 - (iii) the date on which the authority given under this Resolution is revoked or varied by an ordinary resolution of the shareholders of the Company in general meeting."

See Explanatory Note (ii)

(Resolution 9)

9. To consider and, if thought fit, pass the following resolution as an Ordinary Resolution with or without modifications.

"THAT subject to the passing of Ordinary Resolutions Nos. 8 and 9 set out in the notice convening this meeting, the general mandate granted to the Directors of the Company to exercise the powers of the Company to allot, issue and deal with additional shares in the capital of the Company ("Shares") pursuant to Ordinary Resolution No. 8 set out in the notice convening this meeting be and is hereby extended by the addition thereto of an amount representing the aggregate number of Shares bought back by the Company under the authority granted pursuant to Ordinary Resolution No. 9 set out in the notice convening this meeting, provided that such extended amount shall not exceed 10% of the aggregate number of the issued Shares of the Company at the date of passing this Resolution."

See Explanatory Note (iii)

(Resolution 10)

By Order of the Board

Chen Xi

Company Secretary

28 April 2022



Notice of Annual General Meeting

Explanatory Notes to Resolutions to be passed –

- (i) With respect to Resolution 8, approval is being sought from shareholders for a general mandate to issue shares to be given to the Directors.
- (ii) With respect to Resolution 9, approval is being sought from shareholders for a general mandate to buy back shares to be given to the Directors.
- (iii) With respect to Resolution 10, approval is being sought from shareholders for an extension of the general mandate to be granted to the Directors pursuant of Resolution 8 to allot shares by adding to it the number of shares bought back by the Company under the authority granted to the Directors pursuant to Resolution 9.

NOTES

1. A member entitled to attend and vote at the meeting who is a holder of two or more shares may appoint not more than two proxies to attend and vote on his/her behalf and where a member appoints more than one proxy, he shall specify the proportion of his shareholding to be represented by each proxy. A proxy need not be a member of the Company.
2. A member who wishes to appoint a proxy should complete the attached Shareholder Proxy Form. Thereafter, the proxy form must be lodged at the office of the Company's branch share registrar, Tricor Investor Services Limited, at Level 54, Hopewell Centre, 183 Queen's Road East, Hong Kong (for Hong Kong Shareholders), or the Company's Singapore Share Transfer Agent, B.A.C.S. Private Limited, at 77 Robinson Road, #06-03 Robinson 77, Singapore 068896 (for Singapore Shareholders), not later than forty-eight (48) hours before the time appointed for the meeting.
3. If the member is a corporation, the instrument appointing a proxy must be executed under seal or the hand of its duly authorised officer or attorney.
4. A Depositor whose name appears in the Depository Register of the Company and who is unable to attend personally but wishes to appoint a nominee to attend and vote on his behalf, or if such Depositor is a corporation, should complete the depositor proxy form under seal or the hand of its duly authorised officer or attorney and lodge the same at the office of the Company's Singapore Share Transfer Agent, B.A.C.S. Private Limited, at 77 Robinson Road, #06-03 Robinson 77, Singapore 068896 not later than 48 hours before the time appointed for the meeting.
5. In order to determine the list of shareholders of the Company who will be entitled to attend and vote at the AGM to be held on Wednesday, 22 June 2022, the registers of members of the Company will be closed from Friday, 17 June 2022 to Wednesday, 22 June 2022, both days inclusive, during which period no transfer of shares will be registered. Shareholders whose names appear on the registers of members of the Company on Wednesday, 22 June 2022 shall be entitled to attend and vote at the AGM. In order for the shareholders to qualify to attend and vote at the AGM, all transfer documents accompanied by the relevant share certificates must be lodged with the Company's branch share registrar, Tricor Investor Services Limited at Level 54, Hopewell Centre, 183 Queen's Road East, Hong Kong not later than 4:30pm on Thursday, 16 June 2022.
6. Where there are joint holders of any shares, any one of such joint holder may vote either in person or by proxy, in respect of such share as if he were solely entitled thereto; but if more than one of such joint holders be present at any meeting the vote of the senior who tenders a vote, whether in person or by proxy, will be accepted to the exclusion of votes of the other joint holder(s) and for this purpose seniority will be determined by the order in which the names stand in the register of members of the Company in respect of the joint holding.
7. All resolutions at the meeting will be taken by poll (except where the chairman decides to allow a resolution relating to a procedural or administrative matter to be voted on by a show of hands) pursuant to the Rules Governing the Listing of Securities on The Stock Exchange of Hong Kong Limited.

Notice of Annual General Meeting

PERSONAL DATA PRIVACY

By submitting an instrument appointing a proxy(ies) and/or representative(s) to attend, speak and vote at the meeting and/or any adjournment thereof, a member of the Company (i) consents to the collection, use and disclosure of the member's personal data by the Company (or its agents) for the purpose of the processing and administration by the Company (or its agents) of proxies and representatives appointed for the meeting (including any adjournment thereof) and the preparation and compilation of the attendance lists, minutes and other documents relating to the meeting (including any adjournment thereof), and in order for the Company (or its agents) to comply with any applicable laws, listing rules, regulations and/or guidelines (collectively, the "Purposes"), (ii) warrants that where the member discloses the personal data of the member's proxy(ies) and/or representative(s) to the Company (or its agents), the member has obtained the prior consent of such proxy(ies) and/or representative(s) for the collection, use and disclosure by the Company (or its agents) of the personal data of such proxy(ies) and/or representative(s) for the Purposes, and (iii) agrees that the member will indemnify the Company in respect of any penalties, liabilities, claims, demands, losses and damages as a result of the member's breach of warranty.

As at the date of this notice, the executive Directors of the Company are Mr. Fang Yu (Chief Executive Officer and Chairman), Mr. An Fengjun, Mr. Gao Yanxu, Mr. Luo Zhenwu and Mr. Li Wei, and the independent non-executive Directors of the Company are Mr. Chan Ka Yin, Mr. Li Xu and Ms. Hui Wing Man.