



CHTC FONG'S INTERNATIONAL COMPANY LIMITED

(Incorporated in Bermuda with limited liability)


(Stock Code: 641)

CONFIDENCE SYNERGY CHANGE ACCOMPLISHMENT

CHTC FONG'S "One-Stop" Complete Solution
for Smart Dyeing and Finishing

Work with you for innovative technologies at higher ground

Climbing hand in hand to the top together



Annual Report 2021

CONTENTS

| | |
|---|--------|
| Corporate Information | 2 |
| Chairman's Statement | 3-4 |
| Financial Highlights | 5-6 |
| Directors and Senior Management Profile | 7-11 |
| Management Discussion and Analysis | 12-19 |
| Corporate Governance Report | 20-35 |
| Directors' Report | 36-47 |
| Independent Auditor's Report | 48-53 |
| Consolidated Statement of Profit or Loss and Other Comprehensive Income | 54-55 |
| Consolidated Statement of Financial Position | 56-57 |
| Consolidated Statement of Changes in Equity | 58-59 |
| Consolidated Statement of Cash Flows | 60-61 |
| Notes to the Consolidated Financial Statements | 62-157 |
| Financial Summary | 158 |

CORPORATE INFORMATION

CHAIRMAN EMERITUS

Mr. Fong Sou Lam

BOARD OF DIRECTORS

Executive Directors

Mr. Ye Maoxin (*Chairman*)
Mr. Guan Youping (*General Manager*)
Ms. Guo Yunfei (*Financial Controller*)

Non-executive Director

Mr. Fong Kwok Leung, Kevin

Independent Non-executive Directors

Mr. Tong Wing Chi
Dr. Jiang Gaoming
Mr. Li Jianxin

COMPANY SECRETARY

Mr. Lee Che Keung

AUTHORISED REPRESENTATIVES

Mr. Guan Youping
Mr. Lee Che Keung

AUDIT COMMITTEE

Mr. Tong Wing Chi (*Committee Chairman*)
Dr. Jiang Gaoming
Mr. Li Jianxin

REMUNERATION COMMITTEE

Mr. Li Jianxin (*Committee Chairman*)
Mr. Ye Maoxin
Mr. Guan Youping
Mr. Tong Wing Chi
Dr. Jiang Gaoming

NOMINATION COMMITTEE

Mr. Ye Maoxin (*Committee Chairman*)
Mr. Guan Youping
Mr. Tong Wing Chi
Dr. Jiang Gaoming
Mr. Li Jianxin

LEGAL ADVISER

Reed Smith Richards Butler LLP

AUDITOR

PKF Hong Kong Limited

PRINCIPAL BANKERS IN HONG KONG

Chong Hing Bank Limited
Hang Seng Bank Limited
Bank of China (Hong Kong) Limited
Fubon Bank (Hong Kong) Limited
CTBC Bank Co., Ltd.
Dah Sing Bank, Limited
The Hongkong and Shanghai Banking Corporation Limited

PRINCIPAL BANKERS IN THE PEOPLE'S REPUBLIC OF CHINA

Bank of China Limited
Industrial and Commercial Bank of China Limited

BERMUDA PRINCIPAL REGISTRAR AND TRANSFER OFFICE

MUFG Fund Services (Bermuda) Limited
4th Floor, North Cedar House,
41 Cedar Avenue,
Hamilton HM 12,
Bermuda

HONG KONG BRANCH REGISTRAR AND TRANSFER OFFICE

Tricor Secretaries Limited
Level 54, Hopewell Centre,
183 Queen's Road East, Hong Kong
Tel: (852) 2980 1333
Fax: (852) 2810 8185

REGISTERED OFFICE

5th Floor, Victoria Place,
31 Victoria Street,
Hamilton HM 10, Bermuda

HEAD OFFICE AND PRINCIPAL PLACE OF BUSINESS

Level 13, Tower 2,
Kowloon Commerce Centre,
51 Kwai Cheong Road, Kwai Chung, Hong Kong
Tel: (852) 2497 3300
Fax: (852) 2432 2552

WEBSITE ADDRESS

<http://www.fongs.com>

CHAIRMAN'S STATEMENT

On behalf of the board of directors (the “Board”) of CHTC Fong’s International Company Limited (the “Company” or “CHTC Fong’s”, together with its subsidiaries, the “Group”), I am pleased to present to the shareholders the annual report of the Group for the year ended 31 December 2021.



It has been more than two years since the global outbreak of COVID-19, and 2021 has been a challenging year for the Group. In the beginning of the year, the pandemic situation was expected to return to normal. However, with the outbreak of two variants (Delta and Omicron), the pandemic relapsed and brought significant uncertainties to the recovery of the global economy. The breakage of supply chain and border controls brought by the COVID-19 pandemic inevitably caused increase in costs of human resources and materials, thus bringing pressure and challenges to the three core operating segments of the Group. Nevertheless, despite the challenging market environment, the Group’s management team proactively took various measures to cope with the impact of the pandemic with a united heart, guaranteeing the safety and health of all employees through epidemic prevention and control and continuing production and operation to maintain consistent business performance. For the year ended 31 December 2021, the Group recorded consolidated revenue of approximately HK\$2,672,000,000 (2020: HK\$2,275,000,000), representing an increase of 17% from last year.

CHAIRMAN'S STATEMENT

Looking ahead to 2022, the global market still faces many uncertainties under the COVID-19 pandemic, which brings multiple challenges to the Group, as well as market opportunities. The Group will continue to make every effort to develop new products, explore new markets to fulfill needs of different customers, and adhere to face challenges with the operating belief of “Confident, Collaborate, Change, Achieve”. On the other hand, due to the tight supply of raw material and some components, the overall cost continued to rise, for which the Group will enhance procurement management to mitigate the impact on production and operation brought by supply shortage of raw materials and components and volatile prices. In addition, the Group is currently strengthening internal integration and adjusting the production process flow to reduce various costs and further improve operating efficiency and production capacity. The Group continues to improve product quality and optimise cost structure to increase product competitiveness, in the hope of further expanding market shares and consolidate the leading position in the market. The management team of CHTC Fong's will continue to do its best and proactively thrive for business achievements and expand our ambitious plans.

On behalf of the Board, I would like to take this opportunity to express heartfelt gratitude towards all shareholders, customers, suppliers, business partners and correspondent banks for their long-term strong support, as well as all the employees for their endeavor and contribution for the Group's development. In the new year, hopefully we will continue to work together against all the difficulties and challenges, to enhance development for the Group, achieve dreams for the employees and bring returns for the shareholders. I believe that with the unremitting efforts of the Board, management team and all the employees, as a corporate with nearly 60 years of glorified history, CHTC Fong's will achieve sustainable development and reach another peak, providing more delicate products for the customers and creating greater value for our shareholders, employees and society.

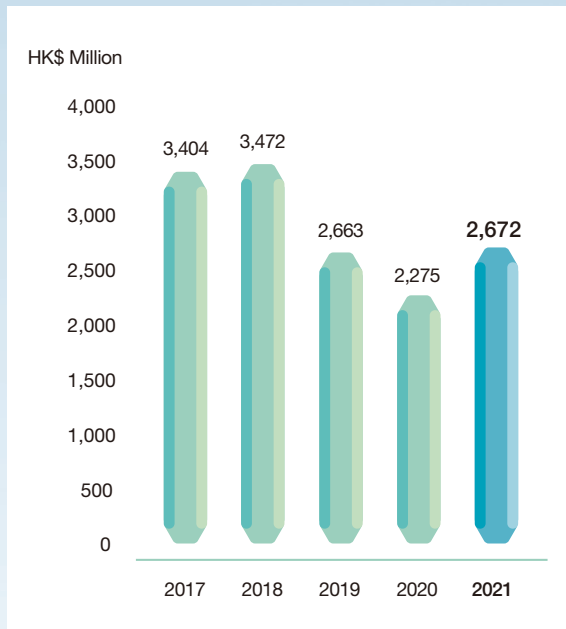
Ye Maoxin

Chairman

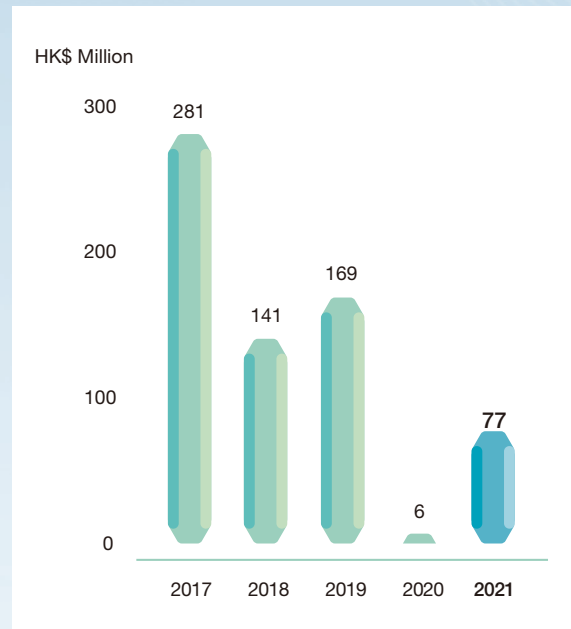
Hong Kong, 31 March 2022

FINANCIAL HIGHLIGHTS

REVENUE

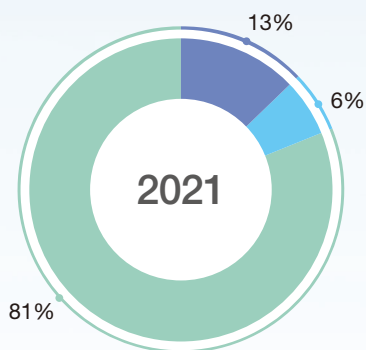


PROFIT ATTRIBUTABLE TO OWNERS OF THE COMPANY



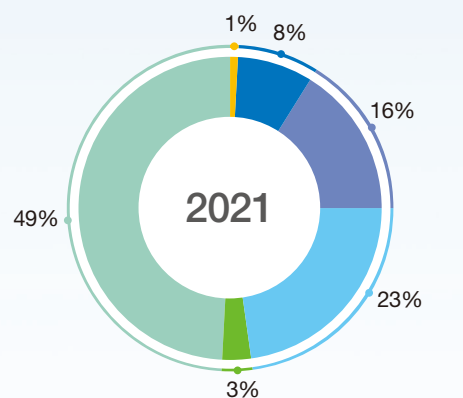
ANALYSIS OF REVENUE FOR THE YEAR

By principal activity



- Manufacture and sale of dyeing and finishing machines
- Manufacture and sale of stainless steel casting products
- Trading of stainless steel supplies

By geographical region



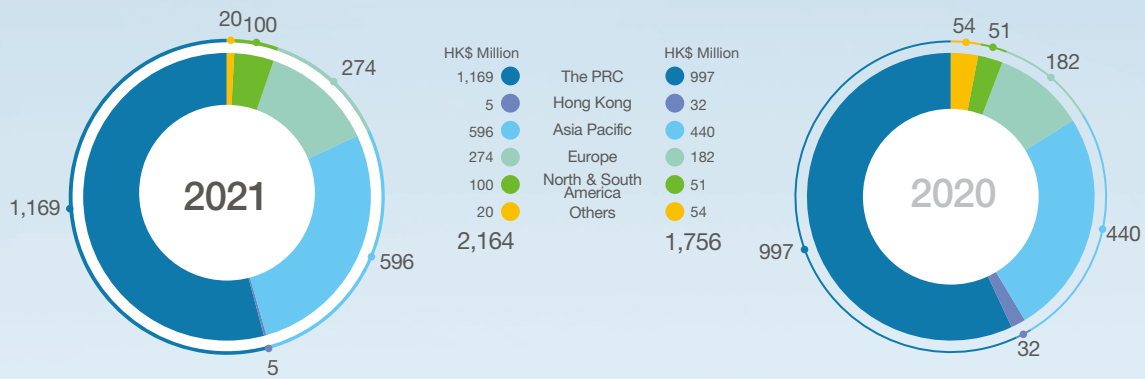
- The PRC
- Hong Kong
- Asia Pacific (other than the PRC & Hong Kong)
- Europe
- North & South America
- Others

FINANCIAL HIGHLIGHTS

ANALYSIS OF REVENUE FOR THE YEAR *(Continued)*

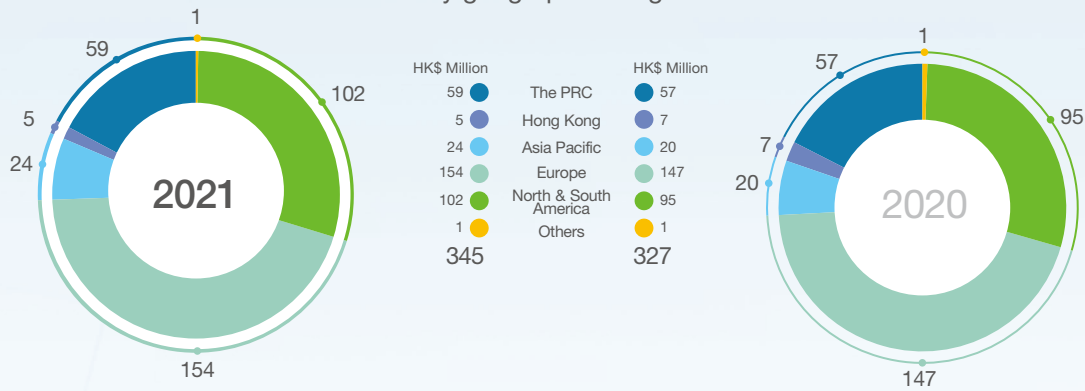
Manufacture and Sale of Dyeing and Finishing Machines

By geographical region



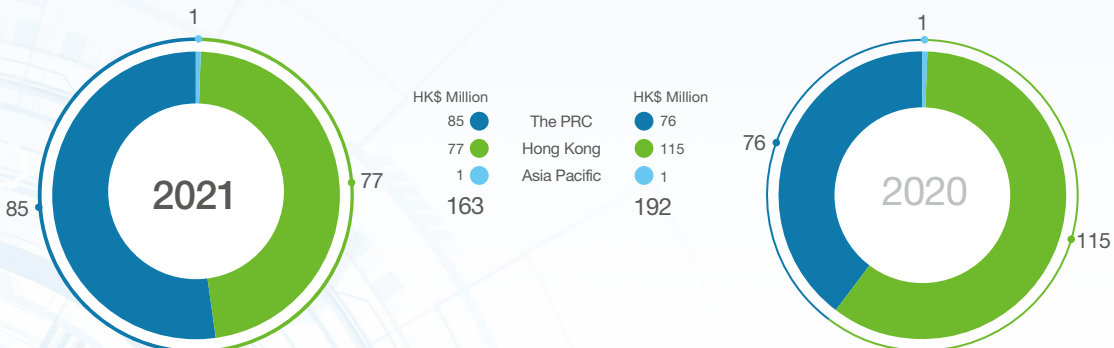
Manufacture and Sale of Stainless Steel Casting Products

By geographical region



Trading of Stainless Steel Supplies

By geographical region



DIRECTORS AND SENIOR MANAGEMENT PROFILE

Chairman Emeritus

Mr. Fong Sou Lam, aged 87, is the founder of the Group and the Chairman Emeritus of the Company. Mr. Fong established the dyeing and finishing machine manufacturing business in 1963 and has over 50 years of business experience in the industry.

MEMBERS OF THE BOARD OF DIRECTORS

Chairman and Executive Director

Mr. Ye Maoxin, aged 59, joined the Company as a Non-executive Director and the Vice-Chairman of the Board on 9 June 2011 and has been re-designated as an Executive Director and the Chairman of the Board with effect from 1 September 2015. Mr. Ye is also the Chairman of the Nomination Committee and a member of the Remuneration Committee of the Company. Mr. Ye is responsible for formulating the overall corporate development and strategic directions of the Group. Mr. Ye holds a Bachelor of Engineering degree in machinery manufacturing from Xian Jiaotong University (西安交通大學) and an Executive Master of Business Administration degree from Guanghua School of Management, Beijing University (北京大學光華管理學院). Mr. Ye had been a director and the chairman of Jingwei Textile Machinery Company Limited (經緯紡織機械股份有限公司) (a company listed on the Shenzhen Stock Exchange, A-share stock code: 000666) during the period from August 2010 to 13 January 2020. Mr. Ye has over 30 years of solid experience in business management in the textile machinery industry.

Executive Directors

Mr. Guan Youping, aged 54, joined the Group on 18 October 2019 and is currently an Executive Director and the General Manager as well as a member of the Nomination Committee and Remuneration Committee of the Company. Mr. Guan holds a Bachelor's degree in Machinery Manufacturing Technology and Equipment from Tianjin Institute of Textile Science and Technology (currently known as Tianjin Polytechnic University) and a Master's degree in Management Science and Engineering from the University of Science and Technology Beijing, and he is a senior engineer. Mr. Guan had served as a director of Jingwei Textile Machinery Company Limited (經緯紡織機械股份有限公司) (a company listed on the Shenzhen Stock Exchange, A-share stock code: 000666) during the period from July 2019 to 11 October 2019. Mr. Guan has over 30 years' working experience in the textile industry and in-depth knowledge in product, market and operation of textile machinery industry. Mr. Guan also has extensive practical experience in corporate lean production, technology research and development, marketing and operations management.

Ms. Guo Yunfei, aged 49, joined the Group on 1 January 2021 and is currently an Executive Director and the Financial Controller of the Company. Ms. Guo obtained a Bachelor's degree in Accountancy and a Master's degree in Finance from Shanxi University of Finance and Economics (山西財經大學), and she is a senior accountant. During the period from 2011 to 2020, Ms. Guo has worked for Kama Co., Ltd. (恒天凱馬股份有限公司) (a state-owned enterprise listed on Shanghai Stock Exchange, B share stock code: 900953). The last positions she held were deputy general manager and chief accountant. Ms. Guo has worked in the truck manufacturing industry for a long time and has over 20 years of experience in operations and management. She is familiar with the operation rules of listed companies and has solid theoretical foundation and extensive practical experience in aspects of corporate operations, financial management and capital operations.

DIRECTORS AND SENIOR MANAGEMENT PROFILE

Non-executive Director

Mr. Fong Kwok Leung, Kevin, aged 60, is the eldest son of Mr. Fong Sou Lam who is the founder of the Group as well as the Chairman Emeritus and a substantial shareholder of the Company. Mr. Fong holds a Bachelor's degree in Business Administration from the Simon Fraser University, Canada. Mr. Fong joined the Group in 1986 and was appointed as an Executive Director of the Company on 25 July 1990. Mr. Fong had been responsible for overseeing the stainless steel trading and stainless steel casting businesses of the Group for a long period. With effect from 1 October 2016, Mr. Fong has been re-designated from an Executive Director to a Non-executive Director of the Company due to his desire to devote more time to his own family business. Mr. Fong has also been appointed as a consultant of the Company as from 1 October 2016 for providing consultancy services in relation to the business development of the Group.

Independent Non-executive Directors

Mr. Tong Wing Chi, aged 40, has been appointed as an Independent Non-executive Director of the Company since 1 March 2022. Mr. Tong is also the Chairman of the Audit Committee and a member of the Remuneration Committee and Nomination Committee of the Company. Mr. Tong, obtained a degree of Bachelor of Arts (Honors) in Accountancy from The Hong Kong Polytechnic University in November 2004 and has been a member of the Hong Kong Institute of Certified Public Accountants since September 2008. Mr. Tong has over 15 years of experience in auditing, accounting and financial reporting. Mr. Tong started his career in Deloitte Touche Tomatsu from September 2004 to February 2010 with his last position as an audit senior. He then worked in DTZ Debenham Tie Leung as a senior accountant from March 2010 to October 2011. Mr. Tong returned to Deloitte Touche Tomatsu in October 2011 as an audit manager and his last held position was a manager of CXO advisory service when he left the company in February 2014. Mr. Tong has been a managing director of Victory Success Consulting Limited since July 2018 and a managing partner of Edward and Stan Global Advisory Limited since November 2019. Mr. Tong was an independent non-executive director of Trendzon Holdings Group Limited (a company listed on the Main Board of The Stock Exchange of Hong Kong Limited, stock code: 1865) during the period from 21 September 2020 to 31 March 2022 and has been an independent non-executive director of PF Group Holdings Limited (a company listed on GEM of The Stock Exchange of Hong Kong Limited, stock code: 8221) since 6 October 2021.

Dr. Jiang Gaoming, aged 59, has been appointed as an Independent Non-executive Director of the Company since 1 March 2022. He is also a member of the Audit Committee, Nomination Committee and Remuneration Committee of the Company. Dr. Jiang obtained a Bachelor's degree in Textiles from Wuxi Institute of Light Industry (無錫輕工業學院) in 1983, a Master's degree in Textiles from the School of Textiles and Clothing at Wuxi University of Light Industry (無錫輕工大學) in 1998 and a Doctorate of Philosophy degree in Textiles from the School of Textiles at Donghua University (東華大學) in 2007. He is currently a professor in the School of Textile Science and Engineering at Jiangnan University (江南大學), the director of the Engineering Research Center of the Department of Education for Knitting Technology at Jiangnan University, and the director of the Institute of Knitting Technology at Jiangnan University, and has long been engaged in the research on textile equipment intelligence and new textile structural materials. From May 2015 to May 2021, Dr. Jiang had served as an independent director of Zhejiang Huafon Spandex Co., Ltd. (a company listed on Shenzhen Stock Exchange, stock code: 002064).

DIRECTORS AND SENIOR MANAGEMENT PROFILE

Mr. Li Jianxin, aged 68, has been appointed as an Independent Non-executive Director of the Company since 1 July 2014. Mr. Li is also the Chairman of the Remuneration Committee and a member of the Audit Committee and Nomination Committee of the Company. Mr. Li graduated from Inner Mongolia Engineering College (內蒙古工學院) (currently known as Inner Mongolia University of Technology (內蒙古工業大學)) specialising in chemical machinery and obtained a Bachelor of Engineering degree. Mr. Li completed his study of the postgraduate course on Chinese Culture and Modernisation (中國文化與現代化) at Tsinghua University (清華大學) in 2003. Over the period between 1985 until his retirement in 2013, Mr. Li had been working for a large Chinese state-owned commercial bank and held positions as the assistant general manager of Credit and Investment Approval Department, a commission member of Investment Commission and a member of the Credit Policy Committee at the Main Office focusing on approval of corporate finance. Mr. Li has been an independent non-executive director of CHTC Helon Co., Ltd. (恒天海龍股份有限公司) (a company listed on the Shenzhen Stock Exchange, A-share stock code: 000677) since 23 May 2014. Mr. Li holds the title of Senior Economist having many years of experience in financial affairs and in-depth knowledge of the business operations of a wide range of industries and has accumulated extensive experience in financial analysis, project finance, investment management and risk control.

SENIOR MANAGEMENT

Dr. Tsui Tak Ming, William, aged 63, is the Chief Scientific Officer of the Company and is in charge of the Science & Technology Development Department of the Group. Dr. Tsui is a chartered engineer and chartered IT professional, he holds a Bachelor of Science degree and a Doctorate of Philosophy degree in Aeronautical Engineering from the University of Manchester, the United Kingdom and is a fellow member of the Institution of Mechanical Engineers (UK) and the Hong Kong Institution of Engineers. Dr. Tsui is also a corporate member of the British Royal Aeronautical Society, the Hong Kong Computer Society and the British Computer Society. Dr. Tsui is an expert in Physics, Computing, Automation Control and Management issues. Dr. Tsui joined the Group in 1989 and has over 30 years of experience in research and development on mechanical engineering and information technology. Dr. Tsui is the inventor of over 50 inventions of the Group with patents granted. He has been a member of the advisory committee in various universities including the University of Hong Kong, the Hong Kong Polytechnic University and the City University of Hong Kong.

Mr. Lei Haohui, aged 43, is a Deputy General Manager of the Company and is primarily responsible for supervising the Human Resources and Administration Department of the Group. Mr. Lei graduated with a Bachelor's degree from Zhongyuan University of Technology majoring in Machinery Manufacturing Technology and Equipment and is an engineer. Since December 2004, Mr. Lei had held position as deputy head of Assembly Workshop and deputy general manager of Tianjin Hongda Textile Machinery Co. Ltd. (天津宏大紡織機械有限公司), general manager assistant, deputy general manager, general manager and chairman of Tianjin Textile Machinery Co. Ltd. (天津紡織機械有限責任公司) as well as deputy general manager and director of Tianjin Hongda Textile Technology Co. Ltd. (天津宏大紡織科技有限公司). Mr. Lei has many years of experience in the textile machinery industry and has in-depth knowledge in its product characteristics, he has also extensive practical experience in production and operation, sales and marketing and management enhancement. Mr. Lei joined the Group in November 2019.

DIRECTORS AND SENIOR MANAGEMENT PROFILE

Mr. Wang Zihao, aged 54, is a Deputy General Manager of the Company and is primarily responsible for supervising the worldwide sales and technical services of the Group's dyeing and finishing machinery business. Mr. Wang graduated from National University of Defense Technology (國防科技大學) majoring in precision mechanics and apparatus manufacturing and obtained his bachelor's degree in engineering in 1991, he also obtained his EMBA from Tsinghua University (清華大學) in 2006. Since 1991, Mr. Wang had been working for Hi-Tech Heavy Industry Company, Limited (恒天重工股份有限公司) where he had served different positions, including but not limited to technician of the research institute, engineer, sales director, deputy general manager and chief economist, with extensive experience in business operation, production safety and lean management. Mr. Wang joined the Group on 1 June 2021.

Mr. Du Qianyi, aged 56, has been employed as a Deputy General Manager of the Company as from 1 March 2022, primarily responsible for the production and operation of the stainless steel casting business of the Group. Mr. Du first joined the Group on 15 March 2012 and served as an executive director of the Company and the chief financial officer from 15 March 2012 to 31 December 2012 and from 18 April 2016 to 31 December 2019, respectively. From January 2020 to February 2022, Mr. Du worked at Hengtian Assets Management Limited (恒天資產管理有限公司) with general manager as his last position. Mr. Du has been working in the textile machinery industry for a prolonged period, knowing the traits in the markets and operations of the textile machinery industry, having extensive experience in corporate management as well as solid theoretical foundation and rich practical experience in the areas of capital operations, operational management and financial management.

Mr. Wang Zemin, aged 57, has been employed as a Deputy General Manager of the Company as from 1 March 2022, primarily responsible for the production and operation of Monforts Fong's textile machinery business under the Group. Before joining the Group, Mr. Wang had been working for corporations affiliated with China Hi-Tech Group Corporation (中國恒天集團有限公司) since 1984, including serving as the general manager of Shaoyang Textile Machinery Co., Ltd. (邵陽紡織機械有限責任公司), general manager of CHTC JOVE Heavy Industry Co., Ltd. (恒天九五重工有限公司) and general manager of China National Garments Group Corporation (中國服裝集團有限公司).

Mr. Chen Peng, aged 49, has been employed as a Deputy General Manager of the Company as from 4 March 2022, primarily responsible for the production and operation of Fong's dyeing and finishing machinery business under the Group, as well as the operation, strategic investment and information management works of the Group. Before joining the Group, Mr. Chen had served various positions at Changde Textile Machinery Company Limited (常德紡織機械有限公司), a corporation affiliated with China Hi-Tech Group Corporation (中國恒天集團有限公司) since 1992, with general manager as his last position.

DIRECTORS AND SENIOR MANAGEMENT PROFILE

Mr. Stefan Floeth, aged 53, is the Managing Director of A. Monforts Textilmaschinen GmbH & Co. KG (“German Monforts”), a wholly-owned subsidiary of the Company since 1 January 2019. Mr. Floeth graduated from Krefeld University of Applied Sciences with a Diploma in Textile Machinery Engineering and has already worked within the Monforts-Monfongs-Group from 1996 to 2009. During the period of 2010 to 2018 he held the position of Managing Director in a German company manufacturing nonwoven machines extending his experiences in the field of technical textiles. Mr. Floeth is responsible for supervising the overall operations of German Monforts including the manufacturing plant in Austria. Mr. Floeth is also a board member of Monforts Fong’s Textile Machinery Co. Limited and a board member of the VDMA Textile Machinery Association.

Mr. Lee Che Keung, aged 60, is the company secretary of the Company. Mr. Lee graduated from the Hong Kong Polytechnic (which was subsequently renamed the Hong Kong Polytechnic University) with a Professional Diploma in Company Secretaryship and Administration and is an associate member of The Hong Kong Chartered Governance Institute (formerly known as The Hong Kong Institute of Chartered Secretaries) and The Chartered Governance Institute (formerly known as The Institute of Chartered Secretaries and Administrators) in England. Mr. Lee is responsible for the investor relations of the Company and the overall corporate secretarial matters of the Group. Mr. Lee joined the Group in February 1990.

MANAGEMENT DISCUSSION AND ANALYSIS

BUSINESS PERFORMANCE

In 2021, the ongoing COVID-19 pandemic continues to bring uncertainties to the operating environment. In addition, the unstable global supply chain and surging prices of raw materials has led to increase in operating costs, affecting the Group's operating performance. Due to the weak market, competition is becoming fiercer, which makes it difficult to transfer the increase in product costs to customers completely. The Group's various core businesses recorded different business performances for each segment due to different market and different competitors. For the year ended 31 December 2021 (the "Year"), the Group's consolidated revenue from continuing operations increased by 17% to approximately HK\$2,672,000,000 (2020: HK\$2,275,000,000) as compared to last year. Profit attributable to owners of the Company was approximately HK\$77,000,000 (2020: HK\$6,000,000). The basic and diluted earnings per share were 7.00 HK cents (2020: 0.57 HK cent).

MANUFACTURE AND SALE OF DYEING AND FINISHING MACHINES

It has been more than two years since the outbreak of the novel coronavirus in 2019, which has brought severe impact on people's lives, livelihood and global economy. Multiple countries around the world have adopted various pandemic prevention measures, including suspension of industrial and commercial operations, border controls and mandatory quarantine. Therefore, our customers generally have paused their investment in new equipment, and postponed the schedules for new projects, resulting in a decline in demand or delay in delivery of the dyeing and finishing machinery of the Group. Our orders from the dyeing and finishing machinery business have picked up to the pre-pandemic level thanks to our management team's efforts.

For the Year, this business segment recorded revenue of approximately HK\$2,164,000,000, accounting for 81% of the Group's revenue and representing an increase of 23% from approximately HK\$1,756,000,000 for last year. In particular, sales from Hong Kong and the PRC markets were approximately HK\$1,174,000,000, representing an increase of 14% from approximately HK\$1,029,000,000 for last year; and sales from overseas markets were approximately HK\$990,000,000, representing an increase of 36% from approximately HK\$727,000,000 for last year. Nevertheless, due to the ongoing COVID-19 pandemic, plus regulatory measures such as the border controls and transportation restrictions implemented by various countries in the world, shipping capacity was severely impaired and logistics costs were increased, causing significant interruptions to the global supply chain, which in turn led to the tight supply of some raw materials and components as reflected in their surging prices. The raw materials for this business segment are mainly stainless steel, the prices of which have been maintained on the rise since last year and now are fluctuating narrowly at historic high levels, affecting the costs of our products to a certain extent. Meanwhile, in the face of increasing market competition, the sales prices of certain products of the Company failed to increase in line with the price increases in their raw materials and components, eventually placing great pressure on our profit margin.

This business segment recorded operating profit of approximately HK\$221,000,000, taking into account the recognition of a pre-tax gain of approximately HK\$401,000,000 for the Year in respect of the payment received from the urban renewal project of the land in Shenzhen (in the form of resettlement and demolition compensation) totalling RMB400,000,000 (equivalent to approximately HK\$488,000,000), net of related costs of approximately HK\$87,000,000, as the Group has started to relocate its production facilities from Shenzhen to Zhongshan in stages. In 2020, this business segment recorded operating profit of approximately HK\$57,000,000, taking into account the recognition of a gain of approximately HK\$141,000,000 in respect of portions of the payment received from the urban renewal project of the land in Shenzhen totalling RMB250,000,000 (equivalent to approximately HK\$290,000,000), net of related costs of approximately HK\$149,000,000.

MANAGEMENT DISCUSSION AND ANALYSIS


We estimate that the increasing tendency of raw material costs will not subside for the time being, and is likely to fluctuate continuously, while raising the sales price of products was not able to mitigate the substantial rise in raw material costs. In response to the challenging environment, our management team has taken a series of operating cost and capital expenditure control measures and efforts to promote business recovery, so as to lower the breakeven point of operations. We will prioritise prudent auditing of our financial conditions, and conduct inventory control, control trade receivables strictly, reset assets more reasonably, so as to sustain sufficient cash flow. On the market side, we will strive to strengthen market promotion, focus on key projects, improve the added value of products, comprehensively strengthen our distribution channels in various countries, accelerate the development of potential customers, and realise the strategic expansion of emerging markets. In response to the travel restrictions and mandatory quarantine measures against the pandemic, most of the exhibitions and physical marketing activities have been cancelled. The Group has shifted to digitally-enabled channels to stay connected with the existing and potential customers, negotiate business sales, and maintain and strengthen business relations. In terms of internal management, we should focus on material procurement, utilise alternative materials, reduce various fees and expenditure, strengthen manufacturing process and optimise process structure. Meanwhile, we should continue to emphasise on pandemic control and prevention as well as safety production, to maintain operations in compliance with the laws and regulations and to ensure the healthy operation of the Group's production and business activities.



Beautiful environment
at the Zhongshan
headquarters



Panoramic view
of the Zhongshan
headquarters



As a leading manufacturer of dyeing and finishing equipment in the world, CHTC Fong's has been focusing on the research and development of dyeing and finishing machinery, and will continue to increase investment in technical research to provide customers with more cost-effective products. In addition to meeting the individual needs of our customers, we look to standardise the production of components. At the same time, we should speed up the building of the Group's management team to meet and adapt to the current reform and development needs. The Company will remain efficiency oriented and attach more importance to smart manufacturing process, productivity improvement and transformation of digital plants.

MANAGEMENT DISCUSSION AND ANALYSIS

In October 2020, the Group has commenced the relocation of its production base of dyeing and finishing machinery and stainless steel casting business from Shenzhen to Zhongshan. The relocation process was carried out smoothly and substantially completed by the end of February 2021 without significant interruption to the Group's production operation. The relocation creates opportunities for the Group to carry out technological transformation, improve the manufacturing craftsmanship standard and streamline the production process. The Group is expected to realise incremental business growth, improve production efficiency and reduce overall production cost. The new plant is also in line with the Group's strategic plan for future expansion and development. The production efficiency of such equipment has not reached its best level due to the hindrance posed by the COVID-19 pandemic.



Monforts Fong's (Zhongshan) has maintained orderly production activities

The Zhongshan plant of Monforts Fong's



Monforts Fong's (Zhongshan) has employed digital high-precision production processes



The Zhongshan plant of Fong's National Engineering (Guangdong)



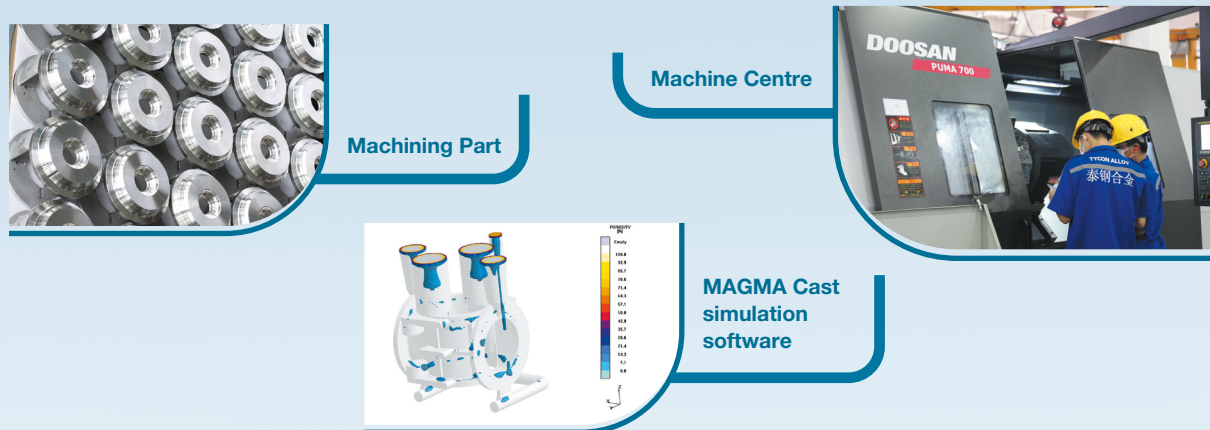
A corner of the plant of Fong's National Engineering (Guangdong)



MANAGEMENT DISCUSSION AND ANALYSIS

MANUFACTURE AND SALE OF STAINLESS STEEL CASTING PRODUCTS

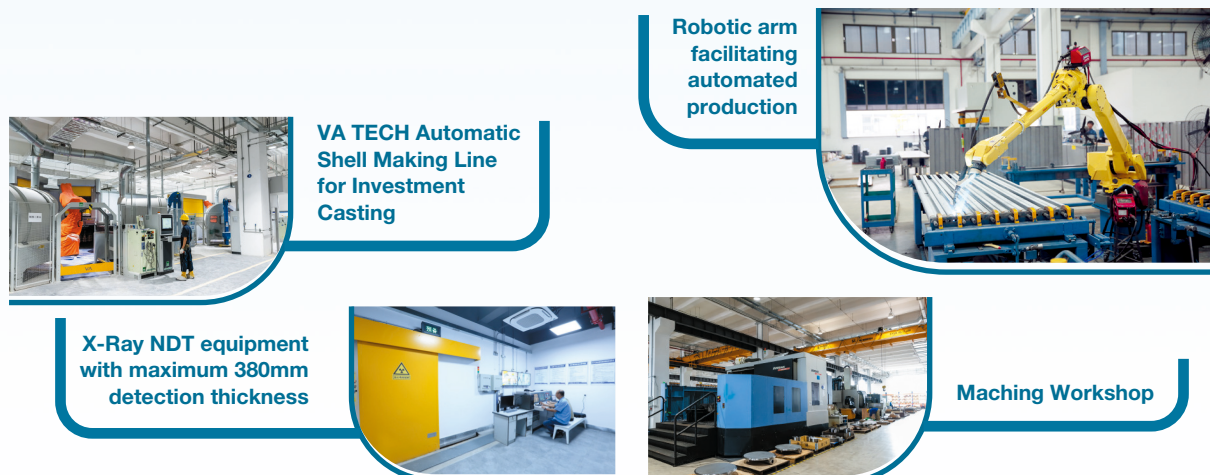
The products of this business segment are primarily high-quality castings and machined processing parts made of stainless steel, dual-phase steel and nickel-based alloys that are widely used in industrial equipment in industries such as valves, pumps, chemical, oil, natural gas and foods, with customers principally hailing from Europe, the United States and Japan.



Due to the COVID-19 pandemic, various countries in the world have taken strict pandemic prevention measures, including suspension of industrial and commercial operations, border controls as well as logistics and transportation restrictions. Many of our overseas markets have shut down their borders, interrupting the normal mobility of personnel and equipment. The progress of negotiation on projects with customers was seriously affected, resulting in customers' delay in orders or postponement of order's delivery.

For the year 2021, this business segment recorded revenue of approximately HK\$345,000,000, accounting for 13% of the Group's revenue and representing an increase of 6% as compared to approximately HK\$327,000,000 for last year. Operating profit decreased to approximately HK\$8,000,000 from approximately HK\$46,000,000 for last year.

Earlier this year, leveraging the opportunity to relocate its production facilities from Buji, Shenzhen to Cuiheng New District, Zhongshan, the Group readjusted its production structure and production capacities and simultaneously performed technical upgrade to further enhance its process technology in production and product quality in response to market changes. During the relocation, certain employees including some skilled machining technicians chose to resign from the Group, resulting a loss of core production personnel unreplaceable within a short term to the Group. Based on the above, the original production schedule and production capacities of this business segment was affected to some extent and only gradually recovered until the second quarter. It caused the delay in delivery of some orders during the first half of the year, leading to a decrease in production for the period and thereby revenue. Currently, the operating team is communicating with customers in respect of the rescheduling of order priority and delivery timetable in order to facilitate production process and fulfil customer demands.



MANAGEMENT DISCUSSION AND ANALYSIS

At present, orders on hand of this business remain at relatively healthy status. The management team is in close contact with the existing and potential customers to maintain and strengthen the business relationship. The Group will also increase its efforts to implement its sales strategy, focusing on high profit margin products of different businesses and related customer industries and the introduction of products with high added value to cater for customers' demands. Meanwhile, we will also proactively explore new market to better promote our products to different markets. On the other hand, the Group will continue to strive to streamline the manufacturing process, further improve operational efficiency, optimise quality control and reduce production waste, so as to reduce operating costs and improve overall productivity.

The Group remains optimistic about this business segment. The Board believes that market demand for high-quality stainless steel casting products will continue to grow in the mid to long term. This business segment will resume steady revenue growth and make sustainable contribution to the Group's profit.

TRADING OF STAINLESS STEEL SUPPLIES

In 2021, the COVID-19 pandemic was still evolving and affecting the macro economy. The implementation of measures to contain the epidemic in various countries has caused serious disruptions in the global raw material supply chain and logistics and transportation, which have led to a decrease in the Group's sales of stainless steel supplies. However, the price of stainless steel has shown a steady upward trend since 2020, with a corresponding increase in gross profit. For the year ended 31 December 2021, this business segment recorded revenue of approximately HK\$163,000,000, accounting for approximately 6% of the Group's revenue and representing a decrease of 15% as compared to approximately HK\$192,000,000 in last year. Operating profit for the year amounted to approximately HK\$6,000,000, while the operating loss for last year was approximately HK\$6,000,000.

In respect of trading of stainless steel supplies, the Group has established strong relationship with some global leading steel manufacturing companies since commencing the business in 1988. As such, it is able to provide a diverse range of reliable and high-quality steel supplies to end-users, while procuring stainless steel raw materials for the Group's dyeing and finishing machines business in a more cost-effective way.



At present, orders in hand remain at relatively healthy status. The Group will continue to adopt a prudent approach in running this business. It will take appropriate actions to mitigate market risks, adjust selling prices and inventory level appropriately and in a timely manner based on market analysis and its judgment, in order to improve the inventory turnover ratio while minimising the risk on price fluctuations. At the same time, the Group will strengthen the credit management of sales and trade receivables in order to lower the risk of bad debts and improve its cash flow position.

Looking forward to 2022, the price of stainless steel is expected to remain at relatively high levels with slight fluctuations. At present, orders in hand remain at relatively healthy status. The Group will continue to adopt a prudent approach in running this business. It will take appropriate actions to mitigate market risks, adjust selling prices and inventory level appropriately and in a timely manner based on market analysis and its judgment, in order to improve the inventory turnover ratio while minimising the risk on price fluctuations. At the same time, the Group will strengthen the credit management of sales and trade receivables in order to lower the risk of bad debts and improve its cash flow position.

The construction industry in Hong Kong is booming as more major infrastructure projects have commenced, which, coupled with the accelerated pace of urbanisation and infrastructure construction in the PRC, will provide opportunities for trading of stainless steel supplies. Therefore, the Group remains optimistic on the prospect of the stainless steel trading business. The management will closely monitor and respond to market changes to maintain steady growth in this business segment.

MANAGEMENT DISCUSSION AND ANALYSIS

Montanstahl Laser Fused Stainless Steel Special Profiles
– Sole Distributor in Hong Kong and Macau



Stainless Steel Long Products



Stainless Steel Coils



ENVIRONMENTAL PROTECTION SERVICES (DISCONTINUED OPERATION)

As mentioned in our Annual Report 2020, the operations of the kitchen waste innocuous treatment projects and animal carcasses innocuous treatment projects under this business segment have been taken over by independent third parties who have assumed sole responsibilities for profits and losses. Therefore, in 2020, the Group has classified the provision of the non-core business of the environmental protection services as a discontinued operation and its financial position, results and cash flows are no longer reflected in the Company's consolidated financial statements.

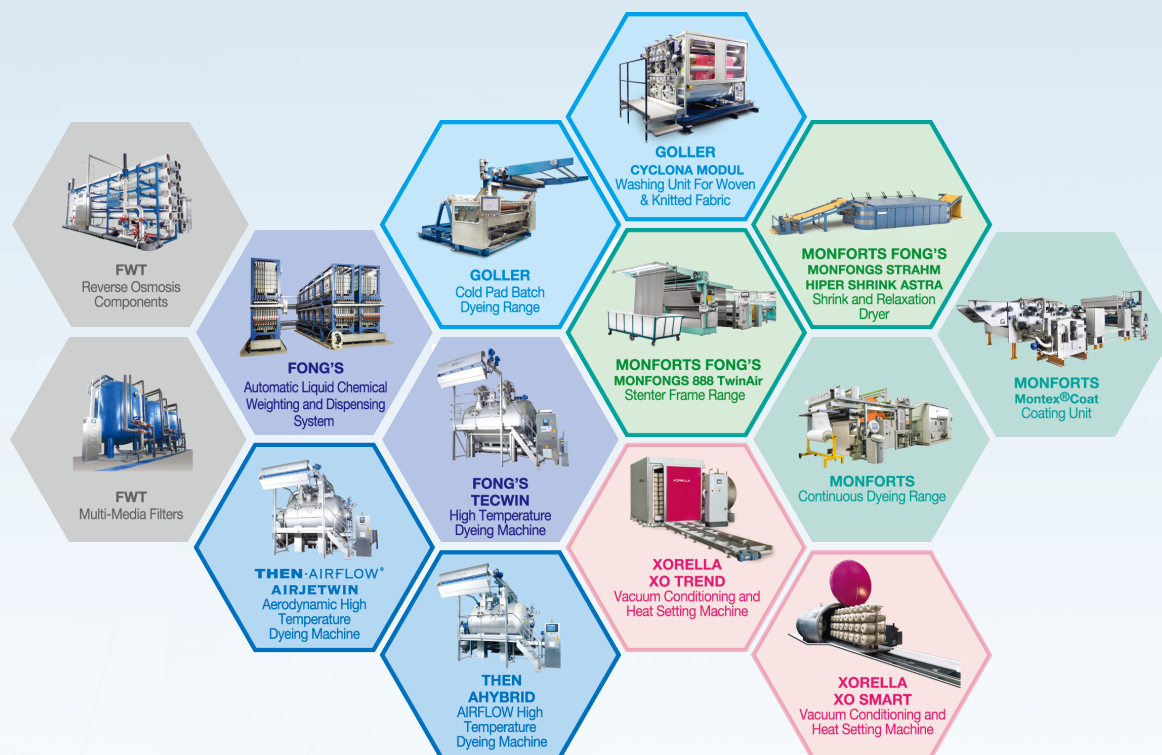
During the year ended 31 December 2021, the Group has completed the disposal of the equity interests of Taian CSCE, Taian CSEE and certain subsidiaries within the disposal group at a total consideration of approximately RMB23,298,000 resulting in a loss of approximately HK\$6,403,000.

With the discontinued operation of the environmental protection services business and the completion of the equity disposal, the Group will focus its resources on core businesses, which will help improve the Group's anti-risk capacity and the stability of future business growth.

MANAGEMENT DISCUSSION AND ANALYSIS

PROSPECTS

Despite the uncertainties surrounding the novel coronavirus outbreak, we believe that with the constant efforts of all our staff and the support of our stakeholders, the Group's business performance will gradually improve in the coming financial years. The Group will closely monitor the changes in the market and continue to be cautiously optimistic in exploring opportunities to develop its businesses. We will develop different business strategies and utilise our resources effectively to maintain sustainable long-term growth. Founded nearly 60 years ago, the Group has become a leading global manufacturer of dyeing and finishing machinery. The Group will stay true to its original aspiration and build on the solid foundation and good reputation it has accumulated over the years as dedicated as ever to strive for the continuous growth of its business in the future.



HUMAN RESOURCES

As at 31 December 2021, the Group had a total of approximately 3,400 employees (2020: approximately 3,600 employees) across mainland China, Hong Kong, Macau, Germany, Switzerland, Austria, Thailand, India, Turkey and the United States. In 2021, total staff costs (including Directors' emoluments, employees' remuneration and contribution to retirement benefits schemes) amounted to approximately HK\$783,000,000 (2020: HK\$668,000,000), accounting for 29% (2020: 29%) of its revenue. The Group will continue to monitor the market situation and consolidate its human resources and labour structure in order to utilise manpower more efficiently and enhance operational productivity.

MANAGEMENT DISCUSSION AND ANALYSIS

The Group has always placed great importance on enhancing and optimising our human resources and considers that competitive remuneration is an essential factor that motivates employees at all levels to be dedicated to their work and to provide customers with high-quality products and services. The Group's employees are remunerated according to industry benchmarks, prevailing market conditions, their experiences and performance. The Group's remuneration policies and packages are reviewed by the Remuneration Committee of the Company on a regular basis. Discretionary bonus and share options may be awarded to eligible employees with reference to individual performance and the Group's business performance. The Group also provides employees with other benefits including annual leave, medical insurance, education subsidies and contributions to retirement benefits schemes or Mandatory Provident Fund Schemes. The Group recognises the importance of having high caliber employees. Therefore, the Group will continue to offer appropriate training programs to employees at all levels and positions on an ongoing basis so as to improve staff's quality to better cope with the future development of the Group.

LIQUIDITY AND CAPITAL SOURCES

The Group strictly implemented prudent cost and cash flow management in order to ensure the continuous operation of the Group. During the Year, the Group met its funding requirements in ordinary and normal course of business with cash flow generated from operations, banking facilities and debt financing. The management believes that the Group's current cash and cash equivalents, together with available credit facilities and expected cash flow from operations, will be sufficient to satisfy the current operational requirements of the Group.

During the year ended 31 December 2021, the Group's net cash inflow generated from operating activities was approximately HK\$264,000,000. As at 31 December 2021, the Group's inventory level increased to approximately HK\$624,000,000 as compared to approximately HK\$607,000,000 as at 31 December 2020.

As at 31 December 2021, bank and other borrowings of the Group amounted to approximately HK\$1,099,000,000. Most of the bank and other borrowings were sourced from Hong Kong, with 68% denominated in Hong Kong dollars, 30% in Renminbi and 2% in United States dollars. The Group's bank and other borrowings are predominantly subject to floating interest rates.

As at 31 December 2021, the Group's bank balances and cash amounted to approximately HK\$289,000,000, of which 39% was denominated in Renminbi, 31% in Hong Kong dollars, 17% in Euros, 11% in United States dollars and the remaining 2% in other currencies.

The Group continued to maintain prudent financial management policies during the Year. As at 31 December 2021, the Group's gearing ratio, defined as net bank borrowings (other than payables in ordinary course of business) over total equity, decreased to 42% (31 December 2020: 78%) and its current ratio was 0.56 (31 December 2020: 0.58).

The Group's sales were principally denominated in Renminbi, United States dollars or Euros, while purchases were principally denominated in Renminbi, United States dollars, Euros or Hong Kong dollars. As such, the Group does not foresee significant exposure to exchange rate risks. The Board will continue to monitor the Group's overall exposure to foreign exchange risks and will consider hedging significant foreign currency risks, should the need arise.

CORPORATE GOVERNANCE REPORT

The Board is pleased to present this Corporate Governance Report for the year ended 31 December 2021.

The Company wishes to highlight the importance of the Board in ensuring effective leadership and control of the Company, transparency and accountability of all aspects of operations and that its business is conducted in accordance with applicable laws and regulations.

The Company also recognises the importance of good corporate governance to the Group's healthy growth and has devoted considerable efforts to identifying and formulating corporate governance practices appropriate to the Group's needs.

Throughout the year ended 31 December 2021, the Company has complied with all the code provisions of the Corporate Governance Code (the "CG Code") as set out in Appendix 14 to the Rules Governing the Listing of Securities on The Stock Exchange of Hong Kong Limited (the "Listing Rules").

CODES FOR SECURITIES TRANSACTIONS BY DIRECTORS AND RELEVANT EMPLOYEES

The Company has adopted a code of conduct regarding securities transactions by the Directors on terms no less exacting than the required standard set out in the Model Code for Securities Transactions by Directors of Listed Issuers (the "Model Code") as set out in Appendix 10 to the Listing Rules. All the Directors have confirmed, following a specific enquiry by the Company, that they have complied with the required standard as set out in the code of conduct regarding securities transactions by the Directors adopted by the Company throughout the year ended 31 December 2021 and up to the date of this report.

The Company has also adopted a code of conduct regarding securities transactions by relevant employees of the Group on terms no less exacting than the required standard set out in the Model Code to regulate dealings in the securities of the Company by certain employees of the Company or directors or employees of the Company's subsidiaries who are considered to be likely in possession of unpublished price sensitive information in relation to the Company or its subsidiaries. No incident of non-compliance was noted by the Company for the year ended 31 December 2021.

CORPORATE GOVERNANCE REPORT

BOARD OF DIRECTORS

The overall management of the Company's business is vested in the Board, which assumes the responsibilities for leadership and control of the Company and is collectively responsible for promoting the success of the Company by directing and supervising its affairs in the interests of the Company. The key responsibilities of the Board are to establish strategic direction, general policies and strategic business plans; to monitor and control the operating and financial performance of the Group; to implement the best corporate governance practices throughout the Group; and to set appropriate policies to assess and manage risks in pursuit of the strategic objective of the Group.

All Directors have full and timely access to all relevant information as well as the advice and services of the Company Secretary and members of the management. Any Director may request independent professional advice in appropriate circumstances at the Company's expense, upon making reasonable request to the Board. The Board reserves the right to decide on all major matters of the Company, including approval and monitoring of all policy matters, overall strategies and budgets, internal control and risk management systems, material transactions (in particular those that may involve conflict of interests), financial information, appointment of directors and other significant financial and operational matters.

The Board is led by the Chairman and currently comprises three Executive Directors, one Non-executive Director and three Independent Non-executive Directors. The Directors during the year and up to the date of this report are:

Executive Directors

Mr. Ye Maoxin (*Chairman*)

Mr. Guan Youping (*General Manager*)

Ms. Guo Yunfei (*Financial Controller*) (appointed on 1 January 2021)

Mr. Wu Xudong (resigned on 1 March 2022)

Non-executive Director

Mr. Fong Kwok Leung, Kevin

Independent Non-executive Directors

Mr. Ying Wei (resigned on 1 March 2022)

Dr. Yuen Ming Fai (resigned on 1 March 2022)

Mr. Tong Wing Chi (appointed on 1 March 2022)

Dr. Jiang Gaoming (appointed on 1 March 2022)

Mr. Li Jianxin

CORPORATE GOVERNANCE REPORT

The biographical details of the current Directors are set out under the section headed “Directors and Senior Management Profile” of this Annual Report. The current composition and structure of the Board are established with reference to the board diversity policy prepared and adopted by the Company. The professional background, skills or experience of the current Directors are also in line with the Group’s demand for all-round sustainable development.

There is no relationship (including financial, business, family or other material or relevant relationship) among members of the Board and in particular, between the Chairman and the General Manager.

The Board has delegated a number of responsibilities to the Executive Directors and the management of the Company. The management under the General Manager is responsible for implementing the strategies and business plans set by the Board and to manage the Group’s business operations in accordance with the policies and directives of the Board. The delegated functions and responsibilities are periodically reviewed by the Board. Approval has to be obtained from the Board prior to any significant transactions entered into by the management team. The Board will also review the management structure of the Group from time to time and will adopt appropriate measures as may be desirable for future development of the operating activities or business of the Group.

The Company has maintained suitable and adequate insurance coverage for all Directors and officers against their liabilities arising from legal actions due to the performance of corporate activities. During the year, no claim was made against any Directors and officers of the Company. The Company reviews the insurance purchased annually to ensure the provision of reasonable and sufficient protection.

CHAIRMAN AND GENERAL MANAGER

The roles of the Chairman and the General Manager are defined clearly to ensure their accountability and responsibilities with respect to the management of the Company.

During the year, Mr. Ye Maoxin is the Chairman of the Board. The Chairman focuses on overall corporate development and strategic directions of the Group, provides leadership to the Board, and oversees the efficient functioning of the Board. The Chairman is also responsible for instilling corporate culture and developing strategic plans for the Group.

Mr. Guan Youping has been appointed as an Executive Director and the General Manager of the Company with effect from 18 October 2019. The General Manager is responsible for managing the business of the Group, policy making and corporate management and the implementation of strategies and initiatives adopted by the Board with the support from the management.

CORPORATE GOVERNANCE REPORT

NON-EXECUTIVE DIRECTOR AND INDEPENDENT NON-EXECUTIVE DIRECTORS

Each of the Non-executive Director and Independent Non-executive Directors has entered into a service contract with the Company for a term of two years, subject to retirement by rotation and is eligible for re-election in accordance with the provisions of the Bye-laws of the Company.

Mr. Fong Kwok Leung, Kevin has been re-designated from an Executive Director to a Non-executive Director of the Company with effect from 1 October 2016 due to his desire to devote more time to his own family business. The Company entered into a service contract with Mr. Fong for a term of two years commencing on 1 October 2020 and expiring on 30 September 2022 at a director's fee of HK\$180,000 per annum, but such service contract is determinable by either party giving to the other party at least one month's prior written notice. In addition, on 15 October 2016, Mr. Fong and the Company entered into a consultancy agreement without a fixed term of service whereby Mr. Fong was appointed as a consultant of the Company with retrospective effect from 1 October 2016 for providing consultancy services to the Company in respect of the business development of the Group, but such consultancy agreement is determinable by either party giving to the other party at least one month's prior written notice. Mr. Fong is entitled to a monthly remuneration of HK\$100,000 and the use of a private car provided by the Group under the consultancy agreement.

The Company has three Independent Non-executive Directors, representing more than one-third of the members of the Board, of which at least one possesses the appropriate professional qualifications on accounting or related financial management expertise. In compliance with Rule 3.10(2) of the Listing Rules, Mr. Ying Wei, one of the Independent Non-executive Directors, is a non-practising member of the Chinese Institute of Certified Public Accountants (中國註冊會計師協會) and has appropriate qualifications on accounting and related financial management expertise.

The Company has received from each of the Independent Non-executive Directors an annual confirmation of his independence. The Board considers that each Independent Non-executive Directors is independent in character and judgement and that they all meet the specific independence criteria as required under Rule 3.13 of the Listing Rules.

The Independent Non-executive Directors are expressly identified in all of the Company's publications such as circular, announcement or relevant corporate communications in which the names of Directors are disclosed.

The Independent Non-executive Directors will take lead in considering matters which a substantial shareholder or a director has conflict of interest. Board committees comprising Independent Non-executive Directors will be formed to advise the independent shareholders on connected transactions or continuing connected transactions to be approved by the independent shareholders at the special general meeting of the Company.

CORPORATE GOVERNANCE REPORT

BOARD MEETINGS

The Board members meet regularly throughout the year to review the overall strategies and to monitor the operations as well as the financial performance of the Group. Senior executives are from time to time invited to attend board meetings to make presentations or answer the Board's enquiries.

The Board is scheduled to meet regularly at least four times a year at approximately quarterly intervals to discuss the overall strategies as well as the operational and financial performance of the Group. Other board meetings will be held when necessary. The Bye-laws of the Company allows board meetings to be conducted by way of telephone or video conference and any resolutions to be passed by way of written resolutions circulated to and signed by all Directors from time to time when necessary unless any matters in which a substantial shareholder or a Director or their respective associates has a conflict of interest. As some of the Directors are on occasional, and sometimes unexpected, business trips and/or are stationed in different regions of the PRC, it may, in practice, be inconvenient to convene a full board meeting on a frequent basis. Hence, the Board may approve certain issues in the form of a written resolution. With a view to facilitating Directors' attendance at board meetings and committee meetings as well as corporate events, the Company Secretary will seek advice from the Board and prepare an annual plan for the Board. The Board held a total of twelve board meetings (including seven meetings by way of circulation of written resolutions) during the year ended 31 December 2021. The attendance record of each Director at the board meetings is disclosed below in this report.

In the said board meetings, sufficient fourteen-day notices for regular board meetings and notice in reasonable days for non-regular board meetings were given to all Directors so as to ensure that each of them had an opportunity to attend the meetings, and agendas and accompanying board papers were given to all Directors in a timely manner before the appointed date of the board meetings and at least three days before the regular board meetings. Sufficient information was also supplied by the management to the Board to enable it to make decisions, which are made in the best interests of the Company. All minutes are kept by the Company Secretary and are open for inspection at any reasonable time on reasonable prior notice by any Director.

During the year, a meeting of the Chairman and the Non-executive Directors (including Independent Non-executive Directors) without the presence of other Executive Directors was held to discuss and review the strategic planning of the Group, and the adequacy of systems and controls in place to safeguard the interests of the Group.

CORPORATE GOVERNANCE REPORT

CORPORATE GOVERNANCE FUNCTIONS

The Board is responsible for performing the corporate governance functions set out in code provision D.3.1 of the CG Code. As at the date of this Corporate Governance Report, the Board has reviewed and monitored: (a) the Company's corporate governance policies and practices; (b) training and continuous professional development of Directors and senior management; (c) the Company's policies and practices on compliance with legal and regulatory requirements; (d) the Company's code of conduct; and (e) the Company's compliance with the CG Code and disclosures in this Corporate Governance Report.

BOARD COMMITTEES

The Board has established three Board committees, namely, Nomination Committee, Remuneration Committee and Audit Committee, for overseeing particular aspects of the Company's affairs. All Board committees have been established with defined written terms of reference and are posted on the Company's website at <http://www.fongs.com> and the website of The Stock Exchange of Hong Kong Limited (the "Stock Exchange") at <http://www.hkexnews.hk>. All Board committees report to the Board on their decisions or recommendations.

All Board committees are provided with sufficient resources to discharge their duties and, upon reasonable request, are able to seek independent professional advice in appropriate circumstances, at the Company's expenses.

NOMINATION COMMITTEE

On 28 March 2012, the Board established the Nomination Committee pursuant to the requirements of the CG Code. It considers matters regarding the nomination and/or appointment or re-appointment of Director(s). The terms of reference of the Nomination Committee was revised by the Board on 27 March 2019, which are closely aligned with the CG Code, and are available on the Company's website at <http://www.fongs.com> and the Stock Exchange's website at <http://www.hkexnews.hk>.

During the year and up to the date of this Corporate Governance Report, the members of the Nomination Committee, the majority of which are the Independent Non-executive Directors, are as follows:

Mr. Ye Maoxin (*Committee Chairman*)
Mr. Guan Youping
Mr. Tong Wing Chi (appointed on 1 March 2022)
Dr. Jiang Gaoming (appointed on 1 March 2022)
Mr. Li Jianxin
Mr. Ying Wei (resigned on 1 March 2022)
Dr. Yuen Ming Fai (resigned on 1 March 2022)

CORPORATE GOVERNANCE REPORT

The Company recognises and embraces the benefits of having a diverse board to the quality of its performance. The Company adopted a board diversity policy on 28 August 2013 and revised on 27 March 2019 with the aim of setting out the approach to achieve diversity on the Board. In designing the Board's composition, board diversity has been considered to ensure that the Board has a balance of skills, experience and diversity of perspectives appropriate to the requirements of the Company's business.

All Board appointments will continue to be made on a merit basis with due regard for the benefits of diversity of the Board members. Selection of candidates will be based on a range of diversity perspectives, including but not limited to gender, age, cultural and educational background, experience (professional or otherwise), skills and knowledge. The ultimate decision will be made upon the merits and contribution that the selected candidates will bring to the Board.

The Nomination Committee is responsible for monitoring the implementation of the board diversity policy and will at the appropriate time set measurable objectives for achieving diversity of the Board. It is also responsible to consider and recommend to the Board suitably qualified persons to become a member of the Board, monitor the succession planning of Directors and assess the independence of Independent Non-executive Directors.

During the year, the Nomination Committee reviewed the structure, size and composition of the Board. It also assessed and confirmed the independence of the Independent Non-executive Directors, and recommended to the Board regarding the re-appointment of certain existing Directors and the employment of Mr. Wang Zihao as a Deputy General Manager of the Company.

The Nomination Committee held two meetings during the year, and the attendance record of each Committee member is disclosed below in this Corporate Governance Report.

CORPORATE GOVERNANCE REPORT

APPOINTMENT AND RE-ELECTION OF DIRECTORS

Pursuant to bye-law 99 of the Bye-laws, at every annual general meeting of the Company, one-third of the Directors for the time being (or, if their number is not a multiple of three, the number nearest to but not less than one-third) shall retire from office by rotation provided that the Chairman and Managing Director (if any) of the Company shall not be subject to retirement by rotation or be taken into account in determining the number of Directors to retire. A retiring Director shall be eligible for re-election. In the spirit of good corporate governance practices, the Chairman of the Company will voluntarily retire from his office by rotation at the relevant annual general meeting of the Company notwithstanding that he is not required by the Bye-laws to do so.

Pursuant to bye-law 102(B) of the Bye-laws, any Director appointed by the Board either to fill a casual vacancy or as an addition to the Board shall hold office only until the next following annual general meeting of the Company and shall then be eligible for re-election. Any Director appointed by the Board pursuant to bye-law 102(B) of the Bye-laws shall not be taken into account in determining the number of Directors to retire by rotation.

Accordingly, Mr. Fong Kwok Leung, Kevin, Mr. Tong Wing Chi and Dr. Jiang Gaoming will retire from the Board at the forthcoming annual general meeting of the Company and, being eligible, will offer themselves for re-election.

INDUCTION AND CONTINUOUS PROFESSIONAL DEVELOPMENT

Each newly appointed Director receives induction on the first occasion of his/her appointment, so as to ensure that he/she has appropriate understanding of the business and operations of the Group and that he/she is fully aware of his/her responsibilities and obligations under the Listing Rules and relevant regulatory requirements. Such induction is normally supplemented with visits to the Group's key business sites and/or meetings with the senior management of the Group.

As from 1 April 2012, all Directors are provided with monthly updates on the Company's performance and financial position to enable the Board as a whole and each Director to discharge their duties. In addition, briefings and updates on the latest development regarding the Listing Rules and other applicable regulatory requirements are provided to the Board from time to time to ensure compliance and enhance their awareness of good corporate governance practices.

CORPORATE GOVERNANCE REPORT

All Directors are also encouraged to participate in continuous professional development to develop and refresh their knowledge and skills. According to the records maintained by the Company, the trainings undertaken by each of the Directors during the year ended 31 December 2021 are summarised as follows:

| Name of Director | Trainings undertaken by Director | |
|--|----------------------------------|---|
| | A | B |
| Executive Directors | | |
| Mr. Ye Maoxin | ✓ | ✓ |
| Mr. Guan Youping | ✓ | ✓ |
| Ms. Guo Yunfei | ✓ | ✓ |
| Mr. Wu Xudong | ✓ | ✓ |
| Non-executive Director | | |
| Mr. Fong Kwok Leung, Kevin | ✓ | ✓ |
| Independent Non-executive Directors | | |
| Mr. Ying Wei | ✓ | ✓ |
| Dr. Yuen Ming Fai | ✓ | ✓ |
| Mr. Li Jianxin | ✓ | ✓ |

A – Attending courses/seminars on business management, risk management and/or tax compliance

B – Reading materials relating to corporate governance, directors' duties and responsibilities

REMUNERATION COMMITTEE

The Board established a Remuneration Committee in December 2005 with specific terms of reference which deal clearly with its authority and duties. The terms of reference of the Remuneration Committee were revised by the Board on 27 March 2019. The revised terms of reference, which are closely aligned with the CG Code, are available on the Company's website at <http://www.fongs.com> and the Stock Exchange's website at <http://www.hkexnews.hk>.

During the year and up to the date of this Corporate Governance Report, the members of the Remuneration Committee, the majority of which are the Independent Non-executive Directors, are as follows:

Mr. Li Jianxin (*Committee Chairman*)
Mr. Ye Maoxin
Mr. Guan Youping
Mr. Tong Wing Chi (appointed on 1 March 2022)
Dr. Jiang Gaoming (appointed on 1 March 2022)
Mr. Ying Wei (resigned on 1 March 2022)
Dr. Yuen Ming Fai (resigned on 1 March 2022)

CORPORATE GOVERNANCE REPORT

The Remuneration Committee's role is to make recommendations to the Board on the remuneration policy and structures for Directors and senior management of the Group and to ensure that they are fairly rewarded for their individual contribution to the Group's overall performance, having regard to the interests of the shareholders. The overriding objective of the remuneration policy is to ensure that the Group is able to attract, retain and motivate a high-calibre team which is essential to the success of the Group. The principal duties of the Remuneration Committee include determining the specific remuneration packages of all Executive Directors and senior management as well as reviewing and approving performance-based bonuses by reference to corporate goals and objectives resolved by the Board from time to time. In particular, the Remuneration Committee is delegated with the specific task of ensuring that no Director is involved in deciding his own remuneration.

The Remuneration Committee shall meet as and when required to consider remuneration-related matters. During the year, the Remuneration Committee convened four meetings and the individual attendance of the members are set out in this Corporate Governance Report.

During the year, the Remuneration Committee held four meetings to approve the salary and performance related incentive payments to the General Manager, Financial Controller and Deputy General Managers of the Company, and has reviewed the remuneration policy and structures for Directors and senior management of the Group.

AUDIT COMMITTEE

The Company established its Audit Committee in December 1998. The terms of reference of the Audit Committee were revised by the Board on 27 March 2019 in terms substantially the same as the provisions set out in the CG Code. The revised terms of reference of the Audit Committee are available on the Company's website at <http://www.fongs.com> and the Stock Exchange's website at <http://www.hkexnews.hk>.

The main duties of the Audit Committee are to:

- (i) review the financial statements and reports and consider any significant or unusual items raised by the financial officers of the Group or external auditors before submission to the Board;
- (ii) review and monitor the external auditors' independence and objectivity and the effectiveness of the audit process;
- (iii) make recommendation to the Board on the appointment, re-appointment and removal of external auditors; and
- (iv) review the adequacy and effectiveness of the Group's financial reporting system, internal control system, risk management system and associated procedures and arrangements to enable employees of the Group to raise, in confidence, concerns about possible improprieties in financial reporting, internal control or other matters of the Group.

CORPORATE GOVERNANCE REPORT

As at the date of this Corporate Governance Report, the members of the Audit Committee, all being the Independent Non-executive Directors, are as follows:

Mr. Tong Wing Chi (*Committee Chairman*) (appointed on 1 March 2022)

Dr. Jiang Gaoming (appointed on 1 March 2022)

Mr. Li Jianxin

Mr. Ying Wei (*Committee Chairman*) (resigned on 1 March 2022)

Dr. Yuen Ming Fai (resigned on 1 March 2022)

The external auditor was invited to attend meetings of the Audit Committee held during the year to discuss with the members of the Audit Committee on issues arising from the audit and financial reporting matters. The Chairman of the Audit Committee provided the Board with a briefing on the significant issues after each meeting of the Audit Committee. There was no disagreement between the Board and the Audit Committee on the selection and re-appointment of the external auditor during the year ended 31 December 2021.

The Audit Committee held three meetings in 2021 and the attendance record of individual member is set out in this Corporate Governance Report. In discharging its responsibilities, the Audit Committee has performed the following works during the year ended 31 December 2021.

- (i) reviewed the annual report of the Group for the year ended 31 December 2020 and the interim report of the Group for the six months ended 30 June 2021 as well as the reports prepared by the external auditor covering major findings in the course of its audit;
- (ii) reviewed the changes in accounting standards and their impacts on the Group's financial statements;
- (iii) reviewed the Company's relationship with the external auditor with reference to the work they performed, their fees and terms of engagement, and make recommendation to the Board on the re-appointment of the external auditor;
- (iv) reviewed the continuing connected transactions entered into by the Group;
- (v) considered the Group's internal control review findings and discussed the relevant issues including financial, operational and compliance controls and risk management functions; and
- (vi) considered the re-appointment of PKF Hong Kong Limited as auditor of the Company.

The Audit Committee has recommended to the Board (and the Board has agreed) that, subject to shareholders' approval at the forthcoming annual general meeting, PKF Hong Kong Limited be re-appointed as the auditor of the Company to hold office until the conclusion of the next annual general meeting of the Company.

CORPORATE GOVERNANCE REPORT

ATTENDANCE RECORD OF INDIVIDUAL DIRECTOR AT MEETINGS IN 2021

| | Number of Attendance/Number of Possible Attendance | | | | | |
|--|--|-------------------------|------------------------------|--------------------------------|------------------------|-------------------------|
| | Board Meeting | Audit Committee Meeting | Nomination Committee Meeting | Remuneration Committee Meeting | Annual General Meeting | Special General Meeting |
| Executive Directors | | | | | | |
| Mr. Ye Maoxin | 12/12 | 3/3 | 2/2 | 4/4 | 1/1 | 1/1 |
| Mr. Guan Youping | 12/12 | 3/3 | 2/2 | 4/4 | 1/1 | 1/1 |
| Ms. Guo Yunfei | 12/12 | 3/3 | – | – | 1/1 | 1/1 |
| Mr. Wu Xudong | 9/12 | 1/3 | – | – | 0/1 | 0/1 |
| Non-executive Director | | | | | | |
| Mr. Fong Kwok Leung, Kevin | 12/12 | 3/3 | – | – | 1/1 | 1/1 |
| Independent Non-executive Directors | | | | | | |
| Mr. Ying Wei | 11/12 | 2/3 | 2/2 | 4/4 | 1/1 | 1/1 |
| Dr. Yuen Ming Fai | 12/12 | 3/3 | 2/2 | 4/4 | 1/1 | 1/1 |
| Mr. Li Jianxin | 12/12 | 3/3 | 2/2 | 4/4 | 1/1 | 1/1 |

AUDITOR'S REMUNERATION

During the year, PKF Hong Kong Limited (which for the purpose includes any entity under common control, ownership or management with the auditor or any entity that a reasonable and informed third party having knowledge of all relevant information would reasonably conclude as part of the audit firm nationally or internationally) provided the following audit and non-audit services to the Group:

- (i) Audit services; and
- (ii) Non-audit services – agreed-upon procedures for continuing connected transactions, a notifiable transaction and results announcement under the requirements of the Listing Rules.

Total remuneration paid for the above audit services and non-audit services was approximately HK\$3,464,000.

CORPORATE GOVERNANCE REPORT

RESPONSIBILITIES FOR PREPARATION AND REPORTING OF ACCOUNTS

The consolidated financial statements of the Company for the year ended 31 December 2021 have been reviewed by the Audit Committee and audited by the external auditor, PKF Hong Kong Limited. The Directors acknowledged their responsibility for preparing the financial statements of the Group which were prepared in accordance with statutory requirements and applicable accounting standards. A statement by the external auditor about their reporting responsibilities is set out in the Independent Auditor's Report of this Annual Report.

RISK MANAGEMENT AND INTERNAL CONTROLS

The Board has overall responsibility for evaluating and determining the nature and extent of the risks taken by the Group to achieve its strategic business objectives. The Board, through its Audit Committee, regularly reviews the effectiveness of the risk management and internal control systems and monitors the corporate governance practices and compliance procedures on an ongoing basis.

The risk management system comprises a well-developed organisational structure which emphasises segregation of duties that facilitates identification of risks, business development or otherwise, and their effective management. The internal control system focuses on the efficiency and effectiveness of business operations, reliability of accounting system and financial reporting, and compliance with applicable laws and regulations.

The Company has an internal audit department, which plays a major role in monitoring the corporate governance of the Group and providing objective assurance to the Board that a sound internal control system is maintained and operated by the management. The head of the internal audit department reports to the Chairman of the Board and the Audit Committee. The internal audit department will plan internal audit schedules annually in consultation with, but independent of, the management, and the audit plan is submitted to the Audit Committee for approval. The annual audit work plan covers major activities and processes of the Group's operating business. Moreover, ad hoc reviews will be performed on specific areas of concern identified by the Audit Committee and the management.

During 2021, members of the internal audit department carried out an internal audit project to identify the key risk areas which covered all aspects of corporate strategies, operations and finance of the Group. The Board has reviewed the risk assessment documents and considered that the resources, qualifications and experience of staff of the Group's accounting and financial reporting function, and their training programmes and budget are adequate during the year under review. The Board has also reviewed the effectiveness of the Group's internal controls and considered that key areas of the Group's system of internal controls are reasonably implemented, which provide prevention of material misstatement or loss, safeguard the Group's assets, maintain appropriate accounting records and financial reporting, efficiency of operations and ensure compliance with the Listing Rules and all other applicable laws and regulations.

CORPORATE GOVERNANCE REPORT

For the purpose of handling and disseminating inside information pursuant to Rules 13.09 and 13.10 of the Listing Rules and Part XIVA of the Securities and Futures Ordinance (Chapter 571 of the Laws of Hong Kong), the Group has taken various procedures and measures, including arousing the awareness to preserve confidentiality of inside information within the Group, sending blackout period and securities dealing restrictions notifications to the Directors and relevant employees regularly, disseminating information to specified persons on a need-to-know basis and regarding closely to the “Guidelines on Disclosure of Inside Information” issued by the Securities and Futures Commission in June 2012.

COMPANY SECRETARY

The Company Secretary, Mr. Lee Che Keung, is a full time employee of the Group and reports to the Chairman of the Board. He is responsible to the Board for ensuring that procedures are followed and that all applicable laws, rules and regulations are complied with. The Company Secretary supports the Board by ensuring good information flow within the Board and is also a source of advice to the Chairman and to the Board on corporate governance and the implementation of the CG Code. The biography of Mr. Lee is set out on page 11 of this Annual Report.

According to Rule 3.29 of the Listing Rules, Mr. Lee took not less than 15 hours of relevant professional training for the year ended 31 December 2021.

COMMUNICATIONS WITH SHAREHOLDERS AND INVESTORS

The Company considers that effective communication with shareholders is essential for enhancing investor relations and investors’ understanding of the Group’s business performance and strategies. The Company also recognises the importance of transparency and timely disclosure of corporate information, which will enable shareholders and investors to make the best investment decisions.

The Company continues to enhance communication and relationship with its investors. Designated senior management maintains regular dialogue with institutional investors and analysts to keep them informed of the Group’s development.

The Company has set up a corporate website at <http://www.fongs.com> at which relevant information including the latest development of the Group will be announced. The website offers the latest information regarding various aspects of the Group to investors and the public. Shareholders and investors may also write directly to the Company’s principal place of business in Hong Kong at Level 13, Tower 2, Kowloon Commerce Centre, 51 Kwai Cheong Road, Kwai Chung, Hong Kong.

Enquiries are dealt with in an informative and timely manner. The Board welcomes views of shareholders and encourages them to attend general meetings to raise any concerns they might have with the Board or the management directly. The Board members and appropriate senior staff of the Group are available at the meetings to answer any questions raised by the shareholders.

CORPORATE GOVERNANCE REPORT

During the year ended 31 December 2021, the Company held an annual general meeting on 28 May 2021 and a special general meeting on 29 November 2021 respectively. The Company's notice to shareholders for the annual general meeting was sent to shareholders at least 20 clear business days before such meeting and the notice to shareholders for the special general meeting was sent to shareholders at least 10 clear business days before such meeting. The Chairman of the Board and the external auditor had attended the annual general meeting to answer questions from the shareholders. The chairperson of the annual general meeting and special general meeting had explained the procedures for conducting a poll during the meetings.

All resolutions put forward at shareholders' meetings will be voted by poll pursuant to the Listing Rules. The Chairman of the meeting will ensure that an explanation is provided regarding the detailed procedures for conducting a poll and answer any questions from shareholders on voting by poll. The poll voting results will be posted on the website of the Stock Exchange at <http://www.hkexnews.hk> and that of the Company at <http://www.fongs.com> as soon as practicable after the relevant general meetings.

SHAREHOLDERS' RIGHTS

To safeguard shareholders' interests and rights, separate resolutions are proposed at shareholders' meetings on each substantial issue, including the election of individual directors, for shareholders' consideration and voting. Besides, pursuant to the Bye-laws, shareholder(s) holding not less than one-tenth of the paid-up capital of the Company carrying the rights of voting at general meetings may request the Company to convene a special general meeting by sending a written requisition to the Board or the Company Secretary. The objects of the meeting must be stated in the written requisition.

Shareholders may send written enquiries to the Company for putting forward any enquiries or proposals to the Board of Directors of the Company. Contact details are as follows:

Address: Level 13, Tower 2, Kowloon Commerce Centre,
51 Kwai Cheong Road, Kwai Chung, Hong Kong
(For the attention of the Board of Directors)

For the avoidance of doubt, shareholder(s) must deposit and send the original duly signed written requisition, notice or statement, or enquiry (as the case may be) at the above address and provide their full name, contact details and identification in order to give effect thereto. Shareholders' information may be disclosed as required by law.

CORPORATE GOVERNANCE REPORT

DIVIDEND POLICY

According to the dividend policy adopted by the Company on 27 March 2019, provided that the Group is profitable and without affecting the normal operations of the Group, the Company intends to declare and pay dividends to the shareholders of the Company. In deciding whether to propose a dividend and in determining the dividend amount, the Board shall take into account various factors, which include, but are not limited to:

- (i) the Group's actual and expected financial performance;
- (ii) the Group's expected working capital requirements, capital expenditure requirements and future expansion plans;
- (iii) retained earnings and distributable reserves of the Company and each of the members of the Group;
- (iv) the Group's liquidity position;
- (v) the general economic conditions and other internal or external factors that may have an impact on the business or financial performance and position of the Group; and
- (vi) any other factors that the Board deems relevant.

During the year under review, the Company has not made any changes to its Bye-laws. An up to date version of the Bye-laws is available on the Company's website at <http://www.fongs.com> and the Stock Exchange's website at <http://www.hkexnews.hk>. Shareholders may refer to the Bye-laws for further details on their rights.

On behalf of the Board

Ye Maoxin
Chairman

Hong Kong, 31 March 2022

DIRECTORS' REPORT

The Board presents its report and the audited consolidated financial statements for the year ended 31 December 2021.

PRINCIPAL ACTIVITIES AND BUSINESS REVIEW

The Company acts as an investment holding company.

The subsidiaries of the Company are principally engaged in the manufacture and sale of dyeing and finishing machines, manufacture and sale of stainless steel casting products and trading of stainless steel supplies. The Group's provision of environmental protection services was regarded as a discontinued operation. The activities of its principal subsidiaries are set out in Note 39 to the consolidated financial statements.

Further review and analysis of these business activities, including the risks and uncertainties facing the Group and likely future development in the Group's businesses, are set out in the Chairman's Statement and Management Discussion and Analysis sections on pages 3 to 4 and pages 12 to 19 of this Annual Report respectively. These review and analysis form part of this report.

RESULTS AND APPROPRIATIONS

The results of the Group for the year ended 31 December 2021 are set out in the consolidated statement of profit or loss and other comprehensive income on pages 54 to 55.

The Board has recommended the payment of a final dividend of 1 HK cent per share, totalling approximately HK\$11,002,000 for the year ended 31 December 2021. There was no interim dividend paid during the year. Details of the dividends for the year ended 31 December 2021 are set forth in Note 11 to the consolidated financial statements.

The proposed final dividend shall be subject to the consideration and approval at the Company's 2022 annual general meeting, and the final dividend is expected to be distributed to shareholders in one month from the 2022 annual general meeting.

CLOSURE OF REGISTER OF MEMBERS

For determining the entitlement to attend and vote at the 2022 annual general meeting of the Company to be held on Thursday, 9 June 2022 ("2022 AGM"), the register of members of the Company will be closed from Monday, 6 June 2022 to Thursday, 9 June 2022, both days inclusive, during which period no transfer of shares of the Company will be effected. In order to be eligible to attend and vote at the 2022 AGM, all share transfer documents accompanied by the relevant share certificates must be lodged with the Company's Hong Kong Branch Registrar, Tricor Secretaries Limited, at Level 54, Hopewell Centre, 183 Queen's Road East, Hong Kong for registration not later than 4:30 p.m. on Thursday, 2 June 2022.

DIRECTORS' REPORT

DISTRIBUTABLE RESERVES OF THE COMPANY

The Company's reserves available for distribution to shareholders as at 31 December 2021 were as follows:

| | HK\$'000 |
|---------------------|----------|
| Contributed surplus | 23,033 |
| Retained profits | 84,168 |
| | 107,201 |

Under the Companies Act 1981 of Bermuda (as amended), the contributed surplus account of the Company is available for distribution. However, the Company cannot declare or pay dividend, or make distribution out of contributed surplus if:

- (a) it is, or would after the payment be, unable to pay its liabilities as they become due; or
- (b) the realisable value of its assets would thereby be less than the aggregate of its liabilities and its issued share capital and share premium accounts.

PROPERTY, PLANT AND EQUIPMENT

Details of movements in property, plant and equipment of the Group during the year are set out in Note 13 to the consolidated financial statements.

MAJOR CUSTOMERS AND SUPPLIERS

For the year ended 31 December 2021, the aggregate amount of revenue attributable to the Group's five largest customers represented less than 8% of the Group's total revenue.

The aggregate amount of purchases attributable to the Group's five largest suppliers accounted for approximately 14% of the Group's total purchases and the amount of purchases attributable to the Group's largest supplier was approximately 4% of the total purchases.

None of the Directors, their associates, or any shareholder, which to the knowledge of the Directors owns more than 5% of the Company's share capital, has any interest in the Group's five largest suppliers or customers.

DIRECTORS' REPORT

DIRECTORS AND SERVICE CONTRACTS

The Directors of the Company during the year and up to the date of this report are:

Executive Directors:

Mr. Ye Maoxin (*Chairman*)
Mr. Guan Youping (*General Manager*)
Ms. Guo Yunfei (*Financial Controller*)
Mr. Wu Xudong (resigned on 1 March 2022)

Non-executive Director:

Mr. Fong Kwok Leung, Kevin

Independent Non-executive Directors:

Mr. Tong Wing Chi (appointed on 1 March 2022)
Dr. Jiang Gaoming (appointed on 1 March 2022)
Mr. Li Jianxin
Mr. Ying Wei (resigned on 1 March 2022)
Dr. Yuen Ming Fai (resigned on 1 March 2022)

Mr. Fong Kwok Leung, Kevin has been re-designated from an Executive Director to a Non-executive Director of the Company with effect from 1 October 2016 due to his desire to devote more time to his own family business. The Company entered into a service contract with Mr. Fong for a term of two years commencing on 1 October 2020 and expiring on 30 September 2022 at a director's fee of HK\$180,000 per annum, but such service contract is determinable by either party giving to the other party at least one month's prior written notice. In addition, Mr. Fong and the Company entered into a consultancy agreement without a fixed term of service on 15 October 2016 whereby Mr. Fong was appointed as a consultant of the Company with retrospective effect from 1 October 2016 for providing consultancy services to the Company in respect of the business development of the Group, but such consultancy agreement is determinable by either party giving to the other party at least one month's prior written notice. Mr. Fong is entitled to a monthly remuneration of HK\$100,000 and the use of a private car provided by the Group under the consultancy agreement.

DIRECTORS' REPORT

Mr. Ying Wei was appointed under a contract for a term of two years commencing on 1 September 2019 and expiring on 31 August 2021. Upon expiry, his term of office has been extended to 31 August 2023. Mr. Ying tendered his resignation as an Independent Non-Executive Director of the Company with effect from 1 March 2022 due to other work commitment. Mr. Ying has served as an Independent Non-Executive Director of the Company for more than 10 years.

Dr. Yuen Ming Fai was appointed under a contract for a term of 2 years commencing on 1 September 2018 and expiring on 31 August 2020. Upon expiry, his term of office has been extended to 31 August 2022. Dr. Yuen tendered his resignation as an Independent Non-Executive Director of the Company with effect from 1 March 2022 due to other work commitment. Dr. Yuen has served as an Independent Non-Executive Director of the Company for more than 17 years.

Mr. Li Jianxin was appointed under a contract for a term of 2 years commencing on 1 July 2020 and expiring on 30 June 2022.

Mr. Tong Wing Chi was appointed under a contract for a term of 2 years commencing on 1 March 2022 and expiring on 29 February 2024.

Dr. Jiang Gaoming was appointed under a contract for a term of 2 years commencing on 1 March 2022 and expiring on 29 February 2024.

The Company has also entered into service contracts with each of the Executive Directors.

The Company has received the annual confirmations of independence from all Independent Non-executive Directors pursuant to Rule 3.13 of the Listing Rules. The Company considers them to be independent.

In accordance with the Company's Bye-laws, Mr. Fong Kwok Leung, Kevin, Mr. Tong Wing Chi and Dr. Jiang Gaoming will retire from the Board by rotation at the forthcoming 2022 AGM. The retiring Directors are eligible for re-election and have agreed to offer themselves for re-election at the forthcoming 2022 AGM.

Other than as disclosed above, no Director has a service contract with the Company or any of its subsidiaries which is not determinable by the Group within one year without payment of compensation, other than statutory compensation.

DIRECTORS' REPORT

DIRECTORS' INTERESTS IN THE SHARES OF THE COMPANY

As at 31 December 2021, the interests of the Directors and their associates in the shares of the Company and its associated corporations, as recorded in the register maintained by the Company pursuant to Section 352 of the Securities and Futures Ordinance ("SFO"), or as otherwise notified to the Company and The Stock Exchange of Hong Kong Limited pursuant to the Model Code for Securities Transactions by Directors of Listed Issuers, were as follows:

Long position in shares of the Company

| Name of Director | Capacity | Number of issued ordinary shares held | Percentage of the issued share capital of the Company |
|----------------------------|---|---------------------------------------|---|
| Mr. Fong Kwok Leung, Kevin | Beneficial owner | 3,100,000 | 0.28% |
| | Held by spouse | 200,000 | 0.02% |
| | Beneficiary of a discretionary trust (Note) | 174,904,220 | 15.90% |
| | | <hr/> 178,204,220 | <hr/> 16.20% |

Note: Mr. Fong Kwok Leung, Kevin is a beneficiary of a discretionary trust which owns the entire issued share capital of Black Jambhala Company Limited which in turn beneficially owns an aggregate of 174,904,220 shares.

By virtue of the SFO, Mr. Fong Kwok Leung, Kevin is deemed to be interested in 174,904,220 shares which the discretionary trust owns.

Save as disclosed above, none of the Directors, chief executive nor their associates had any interests or short positions in the shares, underlying shares or debentures of the Company or any of its associated corporations as at 31 December 2021.

DIRECTORS' REPORT

SHARE OPTIONS

The Company adopted a share option scheme (the “Scheme”) at the annual general meeting of the Company held on 21 May 2015 for the purpose of providing incentive to Participants (as defined in the Scheme) to contribute to the Group and enabling the Group to recruit and retain high-calibre employees and attracting human resources that are valuable to the Group. The Scheme shall be valid and effective for a period of ten years commencing on the adoption date after which period no further share options shall be offered or granted but the provisions of the Scheme shall remain in full force and effect to the extent necessary to give effect to the exercise of any share options granted or exercised prior thereto.

Particulars of the Scheme and a summary of the movements of the share options granted under the Scheme during the year ended 31 December 2021 are set out in Note 35 to the consolidated financial statements.

EQUITY-LINKED AGREEMENTS

Save for the Scheme as disclosed in the section headed “Share Options” above, no equity-linked agreements were entered into by the Group, or existed during the year.

ARRANGEMENTS TO PURCHASE SHARES OR DEBT SECURITIES

Other than the share option scheme disclosed above, at no time during the year was the Company or its subsidiaries, a party to any arrangements to enable the Directors of the Company (including their spouse and children under 18 years of age) to acquire benefits by means of the acquisition of shares in, or debt securities including debentures of, the Company or any other body corporate.

DIRECTORS' REPORT

CONTINUING CONNECTED TRANSACTIONS

During the year ended 31 December 2021, the Group had entered into the following continuing connected transactions which are exempted from independent shareholders' approval requirements, but are subject to the reporting and announcement requirements set out in Chapter 14A of the Listing Rules.

(i) Procurement Agreement

On 28 December 2018, the Group, through its indirect wholly-owned subsidiaries namely Fong's National Engineering (Shenzhen) Co., Ltd. (立信染整機械(深圳)有限公司), Fong's National Engineering (Guangdong) Co., Ltd. (立信染整機械(廣東)有限公司) and Monforts Fong's Textile Machinery (Zhongshan) Co., Ltd. (立信門富士紡織機械(中山)有限公司) as purchasers, entered into a procurement agreement with Keyvalve (Shenzhen) Co., Ltd. (奇偉閥門(深圳)有限公司) ("Keyvalve") as seller whereby the purchasers have agreed to purchase from Keyvalve certain categories of valves for their production of dyeing and finishing machines by issuing purchase orders from time to time to Keyvalve under the terms and conditions as stipulated therein during the period from 1 January 2019 to 31 December 2021 (both days inclusive). The annual caps for the contract price of the valves purchased by the purchaser from Keyvalve for the years ending 31 December 2019, 31 December 2020 and 31 December 2021 are RMB26 million, RMB28 million and RMB30 million respectively. Details of the transaction were set out in the announcement of the Company dated 28 December 2018. The amount of valves purchased by the purchasers from Keyvalve during the year ended 31 December 2021 was RMB16,896,945 (equivalent to approximately HK\$20,264,000).

On 29 December 2021, in view of the prospective expiry of the procurement agreement, the Group, through its indirect wholly-owned subsidiaries namely Fong's National Engineering (Guangdong) Co., Ltd. (立信染整機械(廣東)有限公司) and Monforts Fong's Textile Machinery (Zhongshan) Co., Ltd. (立信門富士紡織機械(中山)有限公司) as purchasers, entered into a new procurement agreement with Keyvalve as seller whereby the purchasers have agreed to purchase from Keyvalve certain categories of valves and heat exchangers for their production of dyeing and finishing machines by issuing purchase orders from time to time to Keyvalve under the terms and conditions as stipulated therein during the period from 1 January 2022 to 31 December 2024 (both days inclusive). The annual caps for the contract price of the valves and heat exchangers to be purchased by the purchasers from Keyvalve for each of the years ending 31 December 2022, 31 December 2023 and 31 December 2024 are RMB18 million. Details of the transaction were set out in the announcement of the Company dated 30 December 2021.

To the best of the Directors' knowledge, information and belief after having made all reasonable enquires, Keyvalve is a wholly-foreign owned enterprise beneficially owned as to 43% equity interest by Mr. Fong Kwok Leung, Kevin (a Non-executive Director and substantial shareholder of the Company).

(ii) Licences and Cooperation Agreement

On 12 May 2017, Monforts Fong's Textile Machinery Co. Limited (an indirect wholly-owned subsidiary of the Company) ("Monforts Fong's") entered into the licences and cooperation agreement with Autefa Solutions Switzerland AG ("AUTEFA") whereby AUTEFA has agreed to grant Monforts Fong's an exclusive and non-transferable licence to use and exploit the technologies for the manufacture of HiPer Shrink Relaxation Dryer (the "Product") at the production plant of Monforts Fong's in the PRC and also the right to sell the Product to customers outside the non-woven market worldwide. As part and parcel of the grant of the licence to use the technologies, AUTEFA has agreed to grant Monforts Fong's a non-exclusive right of use of the trademark STRAHM in connection with the marketing and sale of the Product. As it is contemplated that the licences and cooperation agreement will continue for more than three years, BOSC International Company Limited ("BOSC International") has been appointed as the independent financial adviser to advise the Company on the term of the licences and cooperation agreement. BOSC International has identified five comparable transactions involving the entering into of technology transfer and licensing arrangements by companies whose shares are listed on the Main Board of the Stock Exchange and noted that the term of the technology transfer and licensing agreements involved in the comparable transactions exceeded three years with a range from 10 to 20 years. As such, BOSC International has confirmed that it is normal business practice for the licences and cooperation agreement to be of such long duration which exceeds three years. The annual cap of the engineering fee and royalty payable by the Group to AUTEFA is HK\$10 million. Details of the transaction were set out in the announcement of the Company dated 12 May 2017.

The amount of engineering fee paid by the Group to AUTEFA during the year ended 31 December 2021 was HK\$462,390.

To the best of the Directors' knowledge, information and belief after having made all reasonable enquires, AUTEFA is a company incorporated in Switzerland and owned as to approximately 95.88% by China Hi-Tech Group Corporation (中國恒天集團有限公司).

Pursuant to Rule 14A.56 of the Listing Rules, the Company has engaged PKF Hong Kong Limited, the auditor of the Company to perform certain work in accordance with Hong Kong Standard on Assurance Engagements 3000 (Revised) "Assurance Engagements Other Than Audits or Reviews of Historical Financial Information" and with reference to Practice Note 740 "Auditor's Letter on Continuing Connected Transactions under the Hong Kong Listing Rules" issued by the Hong Kong Institute of Certified Public Accountants.

DIRECTORS' REPORT

The Board has received a letter of confirmation from the auditor stating that the above continuing connected transactions (i) have been approved by the Board; (ii) have been conducted in accordance with the relevant agreements governing the relevant transactions; and (iii) the aggregate amounts incurred in 2021 have not exceeded the annual cap disclosed in the previous announcements. The auditor issued its unqualified letter containing its findings and conclusions in respect of the transactions disclosed above in accordance with Rule 14A.56 of the Listing Rules. The Company has provided a copy of the said letter to the Stock Exchange.

The Independent Non-executive Directors of the Company have reviewed the continuing connected transactions set out above and have confirmed that they have been entered into (i) in the ordinary and usual course of business of the Group; (ii) on normal commercial terms or on terms no less favourable to the Group than terms available to or from (as appropriate) independent third parties; and (iii) in accordance with the relevant agreements governing them on terms that are fair and reasonable and in the interests of the shareholders of the Company as a whole.

MATERIAL RELATED PARTY TRANSACTIONS

During the year ended 31 December 2021, the Group entered into certain transactions with “related parties” as defined under the applicable accounting standards. Details of the material related party transactions are disclosed in Note 38 to the consolidated financial statements.

DIRECTORS' INTERESTS IN TRANSACTIONS, ARRANGEMENTS AND CONTRACTS

Other than the continuing connected transactions as disclosed above, no other transactions, arrangements and contracts of significance in relation to which the Company, its ultimate holding company, or any of its subsidiaries or fellow subsidiaries was a party and in which a Director had a material interest, whether directly or indirectly, subsisted at the end of the year ended 31 December 2021 or at any time during that year.

PERMITTED INDEMNITY PROVISIONS

A permitted indemnity provision for the benefit of the Directors of the Company is currently in force and was in force throughout the year ended 31 December 2021. The Company has maintained liability insurance to provide appropriate cover for the Directors of the Company and its subsidiaries.

MANAGEMENT CONTRACTS

No contracts concerning the management and administration of the whole or any substantial part of the business of the Company were entered into or existed during the year.

DISCLOSURE PURSUANT TO RULE 13.21 OF THE LISTING RULES

In accordance with the requirements under Rule 13.21 of the Listing Rules, the Board reported below details of loan facilities which exist at any time during the year ended 31 December 2021 and up to the date of this Annual Report and include covenants requiring specific performance obligations of the controlling shareholder of the Company.

- (i) On 1 June 2017, a wholly-owned subsidiary of the Company (as borrower) accepted the term loan facility of up to HK\$100 million offered by a bank. The term loan shall be repaid by seven quarterly instalments commencing 18 months after the date of drawdown. On 24 April 2019, the bank granted to the Group a new revolving short term advance facility of up to HK\$80 million for financing the general working capital requirements of the Group and a new 3-year term loan facility of up to HK\$70 million which shall be repaid by seven quarterly instalments commencing 18 months after the date of drawdown. The two term loans will be used for the construction cost of buildings and facilities as well as purchase of production equipment in respect of the new Zhongshan factory premises of the Group. The terms and conditions of the banking facilities include, inter alia, a condition that it will be an event of default if China Hi-Tech Group Corporation (中國恒天集團有限公司) ceases to maintain not less than 51% of shareholding (whether directly or indirectly) of the Company throughout the life of the banking facilities.
- (ii) On 31 July 2017, certain indirect wholly-owned subsidiaries of the Company accepted the revised banking facilities offered by a bank. The revised banking facilities comprise three term loans and other trade related facilities up to an aggregate maximum amount of approximately HK\$505 million. The terms and conditions of the banking facilities include, inter alia, a condition that it will be an event of default if China Hi-Tech Group Corporation (中國恒天集團有限公司) ceases to maintain not less than 51% of shareholding (whether directly or indirectly) of the Company throughout the life of the banking facilities.
- (iii) On 9 August 2018, certain wholly-owned subsidiaries of the Company accepted the revised banking facilities offered by a bank up to an aggregate amount of HK\$500 million. The banking facilities comprise an existing 3-year term loan of HK\$200 million for financing the construction cost of buildings and facilities as well as purchase of production equipment in respect of the new Zhongshan factory premise of the Group; a new 5-year term loan of HK\$170 million for financing the general working capital requirements (including refinancing any existing indebtedness) of the Group; and a new 5-year term loan of HK\$130 million for financing the acquisition of the entire issued shares of PT Harvest Holdings Limited holding properties in Kowloon Commerce Centre. The terms and conditions of the banking facilities include, inter alia, a condition that it will be an event of default if China Hi-Tech Group Corporation (中國恒天集團有限公司) ceases to maintain not less than 51% of shareholding (whether directly or indirectly) of the Company throughout the life of the banking facilities.

Save as disclosed above, the Directors are not aware of any circumstances which would give rise to a disclosure obligation pursuant to the requirements under Rule 13.18 of the Listing Rules as at 31 December 2021 and as at the date of this Annual Report.

DIRECTORS' REPORT

DISCLOSEABLE INTERESTS AND SHORT POSITIONS OF SHAREHOLDERS UNDER THE SFO

As at 31 December 2021, the register maintained by the Company pursuant to Section 336 of the SFO shows that, other than the interests disclosed above in respect of certain Directors, the following shareholders had notified the Company of relevant interests in the issued share capital of the Company as follows:

Long position in shares of the Company

| Name of shareholder | Capacity | Number of issued ordinary shares held | Percentage of the issued share capital of the Company |
|---|---|---------------------------------------|---|
| China National Machinery Industry Corporation | Corporate interests (Note A) | 615,408,140 | 55.94% |
| Mr. Fong Sou Lam | Founder of a discretionary trust (Note B) | 174,904,220 | 15.90% |

Note A: By virtue of the SFO, China National Machinery Industry Corporation is deemed to be interested in 615,408,140 shares held by its two wholly-owned subsidiaries as follows:

- (i) China Hi-Tech Holding Company Limited – 357,790,500 shares
- (ii) Newish Trading Limited – 257,617,640 shares

Note B: Mr. Fong Sou Lam is the founder of a discretionary trust which owns the entire issued share capital of Black Jambhala Company Limited which in turn beneficially owns an aggregate of 174,904,220 shares.

By virtue of the SFO, Mr. Fong Sou Lam is deemed to be interested in 174,904,220 shares which the discretionary trust owns.

Save as disclosed above, as at 31 December 2021, the Company had not been notified of any person who had an interest or short position in the shares and underlying shares of the Company as recorded in the register required to be kept under Section 336 of the SFO.

DIRECTORS' REPORT

DONATIONS

During the year, the Group made charitable and other donations amounting to HK\$125,050.

EMOLUMENT POLICY

The Group's emolument policy, including salaries and bonuses, is in line with the local practices where the Company and its subsidiaries operate. The emolument policy of the Group is reviewed by the Remuneration Committee of the Company regularly, making reference to legal framework, market conditions and performance of the Group and individual employee.

PRE-EMPTIVE RIGHTS

There are no provisions for pre-emptive rights under the Company's Bye-laws, or the laws of Bermuda, which would oblige the Company to offer new shares on a pro-rata basis to existing shareholders.

PURCHASE, SALE OR REDEMPTION OF THE COMPANY'S LISTED SECURITIES

Neither the Company nor any of its subsidiaries purchased, sold or redeemed any of the Company's listed securities during the year ended 31 December 2021.

PUBLIC FLOAT

Based on the information that is publicly available to the Company and within the knowledge of the Directors, throughout the year ended 31 December 2021 and as at the date of this Annual Report, the Company has maintained a sufficient public float of not less than 25% of the Company's issued shares being held by the public as required under the Listing Rules.

AUDITOR

The consolidated financial statements for the year ended 31 December 2021 were audited by PKF Hong Kong Limited which would retire at the conclusion of the 2022 AGM and, being eligible, offer themselves for re-appointment. An ordinary resolution will be proposed to re-appoint PKF Hong Kong Limited as the independent auditor of the Company and to authorise the Board to fix their remuneration at the 2022 AGM.

There is no change in the auditor of the Company in the preceding three years.

On behalf of the Board

Guan Youping

Director

Hong Kong, 31 March 2022

INDEPENDENT AUDITOR'S REPORT

大信梁學濂(香港)會計師事務所有限公司

PKF

26/F, Citicorp Centre
18 Whitfield Road
Causeway Bay
Hong Kong

INDEPENDENT AUDITOR'S REPORT TO THE MEMBERS OF CHTC FONG'S INTERNATIONAL COMPANY LIMITED

(Incorporated in Bermuda with limited liability)

OPINION

We have audited the consolidated financial statements of CHTC Fong's International Company Limited and its subsidiaries (together the "Group") set out on pages 54 to 157, which comprise the consolidated statement of financial position as at 31 December 2021, and the consolidated statement of profit or loss and other comprehensive income, the consolidated statement of changes in equity and the consolidated statement of cash flows for the year then ended, and notes to the consolidated financial statements, including a summary of significant accounting policies.

In our opinion, the consolidated financial statements give a true and fair view of the consolidated financial position of the Group as at 31 December 2021 and of its consolidated financial performance and its consolidated cash flows for the year then ended in accordance with Hong Kong Financial Reporting Standards ("HKFRSs") issued by the Hong Kong Institute of Certified Public Accountants ("HKICPA") and have been properly prepared in compliance with the disclosure requirements of the Hong Kong Companies Ordinance.

BASIS FOR OPINION

We conducted our audit in accordance with Hong Kong Standards on Auditing ("HKSA") issued by the HKICPA. Our responsibilities under those standards are further described in the "Auditor's responsibilities for the audit of the consolidated financial statements" section of our report. We are independent of the Group in accordance with the HKICPA's Code of Ethics for Professional Accountants (the "Code"), and we have fulfilled our other ethical responsibilities in accordance with the Code. We believe that the audit evidence we have obtained is sufficient and appropriate to provide a basis for our opinion.

KEY AUDIT MATTERS

Key audit matters are those matters that, in our professional judgement, were of most significance in our audit of the consolidated financial statements of the current period. These matters were addressed in the context of our audit of the consolidated financial statements as a whole, and in forming our opinion thereon, and we do not provide a separate opinion on these matters.

INDEPENDENT AUDITOR'S REPORT

IMPAIRMENT ASSESSMENT OF GOODWILL AND INTANGIBLE ASSETS – MANUFACTURE AND SALE OF DYEING AND FINISHING MACHINES SEGMENT

Refer to Notes 4, 17 and 18 to the consolidated financial statements.

| Key Audit Matter | How the matter was addressed in our audit procedures |
|--|--|
| <p>As at 31 December 2021, the Group had goodwill and intangible assets of approximately HK\$533,515,000 and HK\$90,727,000 respectively relating to the manufacture and sale of dyeing and finishing machines business segment.</p> <p>Management performed its annual impairment review and concluded that there was no impairment in respect of the goodwill and intangible assets. A significant risk of material misstatement may exist as a result of the application of management judgement and estimation in performing the impairment review, in particular, in relation to the forecasting of future cash flows, the growth rates used by management to extrapolate the cash flows after the first 5-year period and the selection of an appropriate discount rate.</p> | <p>Our procedures performed in relation to management's impairment assessment of goodwill and intangible assets included:</p> <ul style="list-style-type: none">– Obtaining an understanding of the Group's procedures and method of valuation, including significant assumptions made and management's assessment of estimation uncertainty;– Evaluating the competence, independence and works performed by the independent external valuer engaged by the management to assess their valuation;– Evaluating whether the method of valuation and assumptions made are appropriate;– Reviewing outcome of valuation made in prior period;– Testing the data used in the valuation;– Checking arithmetical accuracy of the calculation;– Determining whether indication of possible management bias exist; and– Evaluating the recognition and measurement criteria used and disclosure made by management. |

INDEPENDENT AUDITOR'S REPORT

FINANCIAL ASSETS AT FAIR VALUE THROUGH OTHER COMPREHENSIVE INCOME MEASURED AT LEVEL 3 FAIR VALUE

Refer to Notes 4, 19 and 34(c) to the consolidated financial statements.

| Key Audit Matter | How the matter was addressed in our audit procedures |
|--|--|
| <p>As at 31 December 2021, the Group had financial assets at fair value through other comprehensive income of approximately HK\$114,087,000.</p> <p>The Group engaged an independent external valuer to apply valuation method to determine the fair value of these financial instruments. This valuation method included significant unobservable inputs, involved subjective judgements and assumptions. The sensitivity of the assumptions used may have material impact on the valuation of these financial instruments.</p> <p>We have identified the valuation of financial assets at fair value through other comprehensive income as a key audit matter because of the significant estimation uncertainty resulted from the use of unobservable inputs and the significant judgement made in selecting the valuation method.</p> | <p>Our procedures performed in relation to management's valuation of financial assets at fair value through other comprehensive income included:</p> <ul style="list-style-type: none">– Obtaining an understanding of the Group's procedures and method of valuation, including significant assumptions made and management's assessment of estimation uncertainty;– Evaluating the competence, independence and works performed by the independent external valuer engaged by management to assist their valuation;– Evaluating whether the method of valuation and assumptions made are appropriate;– Testing the data used in the valuation;– Checking arithmetical accuracy of the calculation;– Determining whether indication of possible management bias exist; and– Evaluating the recognition and measurement criteria used and disclosure made by management. |

INDEPENDENT AUDITOR'S REPORT

OTHER INFORMATION IN THE ANNUAL REPORT

The directors are responsible for the other information. The other information comprises the information included in the annual report, but does not include the consolidated financial statements and our auditor's report thereon.

Our opinion on the consolidated financial statements does not cover the other information and we do not express any form of assurance conclusion thereon.

In connection with our audit of the consolidated financial statements, our responsibility is to read the other information and, in doing so, consider whether the other information is materially inconsistent with the consolidated financial statements or our knowledge obtained in the audit or otherwise appears to be materially misstated. If, based on the work we have performed, we conclude that there is a material misstatement of this other information, we are required to report that fact. We have nothing to report in this regard.

RESPONSIBILITIES OF DIRECTORS AND THOSE CHARGED WITH GOVERNANCE FOR THE CONSOLIDATED FINANCIAL STATEMENTS

The directors are responsible for the preparation of the consolidated financial statements that give a true and fair view in accordance with HKFRSs issued by the HKICPA and the disclosure requirements of the Hong Kong Companies Ordinance, and for such internal control as the directors determine is necessary to enable the preparation of consolidated financial statements that are free from material misstatement, whether due to fraud or error.

In preparing the consolidated financial statements, the directors are responsible for assessing the Group's ability to continue as a going concern, disclosing, as applicable, matters related to going concern and using the going concern basis of accounting unless the directors either intend to liquidate the Group or to cease operations, or have no realistic alternative but to do so.

Those charged with governance are responsible for overseeing the Group's financial reporting process.

INDEPENDENT AUDITOR'S REPORT

AUDITOR'S RESPONSIBILITIES FOR THE AUDIT OF THE CONSOLIDATED FINANCIAL STATEMENTS

Our objectives are to obtain reasonable assurance about whether the consolidated financial statements as a whole are free from material misstatement, whether due to fraud or error, and to issue an auditor's report that includes our opinion. This report is made solely to you, as a body, in accordance with Section 90 of the Bermuda Companies Act, and for no other purpose. We do not assume responsibility towards or accept liability to any other person for the contents of this report.

Reasonable assurance is a high level of assurance, but is not a guarantee that an audit conducted in accordance with HKSA's will always detect a material misstatement when it exists. Misstatements can arise from fraud or error and are considered material if, individually or in the aggregate, they could reasonably be expected to influence the economic decisions of users taken on the basis of these consolidated financial statements.

As part of an audit in accordance with HKSA's, we exercise professional judgement and maintain professional skepticism throughout the audit. We also:

- Identify and assess the risks of material misstatement of the consolidated financial statements, whether due to fraud or error, design and perform audit procedures responsive to those risks, and obtain audit evidence that is sufficient and appropriate to provide a basis for our opinion. The risk of not detecting a material misstatement resulting from fraud is higher than for one resulting from error, as fraud may involve collusion, forgery, intentional omissions, misrepresentations, or the override of internal control.
- Obtain an understanding of internal control relevant to the audit in order to design audit procedures that are appropriate in the circumstances, but not for the purpose of expressing an opinion on the effectiveness of the Group's internal control.
- Evaluate the appropriateness of accounting policies used and the reasonableness of accounting estimates and related disclosures made by the directors.
- Conclude on the appropriateness of the directors' use of the going concern basis of accounting and, based on the audit evidence obtained, whether a material uncertainty exists related to events or conditions that may cast significant doubt on the Group's ability to continue as a going concern. If we conclude that a material uncertainty exists, we are required to draw attention in our auditor's report to the related disclosures in the consolidated financial statements or, if such disclosures are inadequate, to modify our opinion. Our conclusions are based on the audit evidence obtained up to the date of our auditor's report. However, future events or conditions may cause the Group to cease to continue as a going concern.
- Evaluate the overall presentation, structure and content of the consolidated financial statements, including the disclosures, and whether the consolidated financial statements represent the underlying transactions and events in a manner that achieves fair presentation.
- Obtain sufficient appropriate audit evidence regarding the financial information of the entities or business activities within the Group to express an opinion on the consolidated financial statements. We are responsible for the direction, supervision and performance of the group audit. We remain solely responsible for our audit opinion.

INDEPENDENT AUDITOR'S REPORT

We communicate with those charged with governance regarding, among other matters, the planned scope and timing of the audit and significant audit findings, including any significant deficiencies in internal control that we identify during our audit.

We also provide those charged with governance with a statement that we have complied with relevant ethical requirements regarding independence, and to communicate with them all relationships and other matters that may reasonably be thought to bear on our independence, and where applicable, related safeguards.

From the matters communicated with those charged with governance, we determine those matters that were of most significance in the audit of the consolidated financial statements of the current period and are therefore the key audit matters. We describe these matters in our auditor's report unless law or regulation precludes public disclosure about the matter or when, in extremely rare circumstances, we determine that a matter should not be communicated in our report because the adverse consequences of doing so would reasonably be expected to outweigh the public interest benefits of such communication.

The engagement director on the audit resulting in this independent auditor's report is TAN Yik Chung Wilson (Practising Certificate Number: P05103).

PKF Hong Kong Limited
Certified Public Accountants

Hong Kong, 31 March 2022

CONSOLIDATED STATEMENT OF PROFIT OR LOSS AND OTHER COMPREHENSIVE INCOME

For the year ended 31 December 2021

| | Note | 2021 HK\$'000 | 2020 HK\$'000 |
|--|------|------------------|------------------|
| Continuing operations | | | |
| Revenue | 5 | 2,672,467 | 2,275,477 |
| Cost of sales | | (2,032,632) | (1,597,035) |
| Gross profit | | 639,835 | 678,442 |
| Interest income | | 1,443 | 992 |
| Other income | 8 | 35,482 | 28,622 |
| Other gains | 8 | 397,401 | 134,859 |
| Selling and distribution costs | | (249,321) | (165,813) |
| Administrative and other expenses | | (588,222) | (579,127) |
| Finance costs | 6 | (62,343) | (50,467) |
| Share of results of an associate | 20 | (2,261) | 96 |
| Profit before tax | | 172,014 | 47,604 |
| Income tax expense | 7 | (94,216) | (28,467) |
| Profit for the year from continuing operations | 8 | 77,798 | 19,137 |
| Discontinued operation | | | |
| Loss for the year from a discontinued operation | 10 | (6,760) | (30,777) |
| Profit (loss) for the year | | 71,038 | (11,640) |
| Other comprehensive income (expense), net of tax | | | |
| <i>Items that may be reclassified subsequently to profit or loss:</i> | | | |
| Exchange difference arising on translation | | 52,873 | 115,813 |
| Share of translation reserve of an associate | | 1,113 | 1,798 |
| | | 53,986 | 117,611 |
| <i>Items that will not be reclassified to profit or loss:</i> | | | |
| Remeasurement gain on defined benefit plan | | 1,411 | 429 |
| Fair value loss on financial assets at fair value through other comprehensive income | | (48,637) | (23,621) |
| | | (47,226) | (23,192) |
| Other comprehensive income for the year | | 6,760 | 94,419 |
| Total comprehensive income for the year | | 77,798 | 82,779 |

CONSOLIDATED STATEMENT OF PROFIT OR LOSS AND OTHER COMPREHENSIVE INCOME

For the year ended 31 December 2021

| | Note | 2021 HK\$'000 | 2020 HK\$'000 |
|---|-------|------------------|------------------|
| Profit (loss) for the year attributable to owners of the Company | | | |
| – from continuing operations | | 77,541 | 18,915 |
| – from a discontinued operation | 10 | (536) | (12,626) |
| | | 77,005 | 6,289 |
| Profit (loss) for the year attributable to non-controlling interests | | | |
| – from continuing operations | | 257 | 222 |
| – from a discontinued operation | 10 | (6,224) | (18,151) |
| | | (5,967) | (17,929) |
| Total comprehensive income for the year attributable to: | | | |
| Owners of the Company | | 84,638 | 103,705 |
| Non-controlling interests | | (6,840) | (20,926) |
| | | 77,798 | 82,779 |
| Earnings per share | | | |
| From continuing and discontinued operations | | | |
| Basic | 12(a) | 7.00 HK cents | 0.57 HK cent |
| Diluted | 12(a) | 7.00 HK cents | 0.57 HK cent |
| From continuing operations | | | |
| Basic | 12(b) | 7.05 HK cents | 1.72 HK cents |
| Diluted | 12(b) | 7.05 HK cents | 1.72 HK cents |

The accompanying notes form part of the consolidated financial statements.

CONSOLIDATED STATEMENT OF FINANCIAL POSITION

At 31 December 2021

| | Note | 2021 HK\$'000 | 2020 HK\$'000 |
|---|------|--------------------|------------------|
| Non-current assets | | | |
| Property, plant and equipment | 13 | 1,805,194 | 1,828,893 |
| Investment properties | 14 | 144,000 | – |
| Right-of-use assets | 15 | 28,782 | 40,561 |
| Prepaid lease payments | 16 | 209,726 | 215,192 |
| Goodwill | 17 | 533,515 | 533,515 |
| Intangible assets | 18 | 92,755 | 93,028 |
| Financial assets at fair value through other comprehensive income | 19 | 114,087 | 158,082 |
| Investment in an associate | 20 | 28,472 | 29,620 |
| Deposits for acquisition of property, plant and equipment | | 4,587 | 80,462 |
| Deposits for acquisition of leasehold land | | 57,214 | 55,582 |
| Other assets | 21 | 45,177 | – |
| Deferred tax assets | 22 | 12,574 | 41,272 |
| | | 3,076,083 | 3,076,207 |
| Current assets | | | |
| Inventories | 23 | 623,680 | 606,555 |
| Trade and other receivables | 24 | 413,274 | 455,818 |
| Tax recoverable | | 6,069 | 4,767 |
| Cash and bank balances | 25 | 288,519 | 342,177 |
| | | 1,331,542 | 1,409,317 |
| Assets of a disposal group classified as held for sale | 10 | 88,155 | 120,164 |
| | | 1,419,697 | 1,529,481 |
| Current liabilities | | | |
| Trade and other payables | 26 | 960,207 | 639,675 |
| Contract liabilities | 27 | 300,795 | 234,851 |
| Warranty provision | 28 | 10,586 | 14,732 |
| Lease liabilities | 29 | 8,092 | 12,192 |
| Tax liabilities | | 126,993 | 10,602 |
| Bank and other borrowings | 30 | 1,099,158 | 1,705,140 |
| | | 2,505,831 | 2,617,192 |
| Liabilities of a disposal group classified as held for sale | 10 | 36,944 | 36,635 |
| | | 2,542,775 | 2,653,827 |
| Net current liabilities | | (1,123,078) | (1,124,346) |
| Total assets less current liabilities | | 1,953,005 | 1,951,861 |

CONSOLIDATED STATEMENT OF FINANCIAL POSITION

At 31 December 2021

| | Note | 2021 HK\$'000 | 2020 HK\$'000 |
|---|-------|------------------|------------------|
| Non-current liabilities | | | |
| Deferred revenue | 31 | 69,261 | 70,389 |
| Deferred tax liabilities | 22 | 35,682 | 103,309 |
| Lease liabilities | 29 | 22,089 | 29,988 |
| | | 127,032 | 203,686 |
| Net assets | | | |
| | | 1,825,973 | 1,748,175 |
| Capital and reserves | | | |
| Total equity attributable to owners of the Company | | | |
| Share capital | 32(b) | 55,011 | 55,011 |
| Share premium and reserves | | 1,804,028 | 1,719,390 |
| | | 1,859,039 | 1,774,401 |
| Non-controlling interests | | | |
| | | (33,066) | (26,226) |
| Total equity | | | |
| | | 1,825,973 | 1,748,175 |

The consolidated financial statements on pages 54 to 157 were approved and authorised for issue by the Board of Directors on 31 March 2022 and are signed on its behalf by:

Guan Youping
Director

Guo Yunfei
Director

The accompanying notes form part of the consolidated financial statements.

CONSOLIDATED STATEMENT OF CHANGES IN EQUITY

For the year ended 31 December 2021

| | Attributable to owners of the Company | | | | | | | | | |
|--|---------------------------------------|---------------------------|--|--|---------------------------------|------------------------------|---|----------------------|---------------------------------------|-------------------|
| | Share capital HK\$'000 | Share premium HK\$'000 | Capital redemption reserve HK\$'000 | Fair value reserve (non-recycling) HK\$'000 | Translation reserve HK\$'000 | Retained profits HK\$'000 | Contributed surplus HK\$'000 (Note) | Subtotal HK\$'000 | Non-controlling interests HK\$'000 | Total HK\$'000 |
| At 1 January 2020 | 55,011 | 152,122 | 2,504 | (5,057) | (46,225) | 1,508,763 | 25,582 | 1,692,700 | (5,300) | 1,687,400 |
| (Loss) profit for the year | - | - | - | - | - | 6,289 | - | 6,289 | (17,929) | (11,640) |
| Exchange difference arising on translation | - | - | - | - | 118,810 | - | - | 118,810 | (2,997) | 115,813 |
| Share of translation reserve of an associate | - | - | - | - | 1,798 | - | - | 1,798 | - | 1,798 |
| Remeasurement gain on defined benefit plan | - | - | - | - | - | 429 | - | 429 | - | 429 |
| Fair value loss on financial assets at fair value through other comprehensive income | - | - | - | (23,621) | - | - | - | (23,621) | - | (23,621) |
| Other comprehensive income (expense) for the year, net of tax | - | - | - | (23,621) | 120,608 | 429 | - | 97,416 | (2,997) | 94,419 |
| Total comprehensive income (expense) for the year | - | - | - | (23,621) | 120,608 | 6,718 | - | 103,705 | (20,926) | 82,779 |
| Final dividend for 2019 paid | - | - | - | - | - | (22,004) | - | (22,004) | - | (22,004) |
| At 31 December 2020 | 55,011 | 152,122 | 2,504 | (28,678) | 74,383 | 1,493,477 | 25,582 | 1,774,401 | (26,226) | 1,748,175 |

CONSOLIDATED STATEMENT OF CHANGES IN EQUITY

For the year ended 31 December 2021

| | Attributable to owners of the Company | | | | | | | | | |
|--|---------------------------------------|---------------------------|--|--|---------------------------------|------------------------------|---|----------------------|---------------------------------------|-------------------|
| | Share capital HK\$'000 | Share premium HK\$'000 | Capital redemption reserve HK\$'000 | Fair value reserve (non-recycling) HK\$'000 | Translation reserve HK\$'000 | Retained profits HK\$'000 | Contributed surplus HK\$'000 (Note) | Subtotal HK\$'000 | Non-controlling interests HK\$'000 | Total HK\$'000 |
| At 1 January 2021 | 55,011 | 152,122 | 2,504 | (28,678) | 74,383 | 1,493,477 | 25,582 | 1,774,401 | (26,226) | 1,748,175 |
| Profit (loss) for the year | - | - | - | - | - | 77,005 | - | 77,005 | (5,967) | 71,038 |
| Exchange difference arising on translation | - | - | - | - | 53,746 | - | - | 53,746 | (873) | 52,873 |
| Share of translation reserve of an associate | - | - | - | - | 1,113 | - | - | 1,113 | - | 1,113 |
| Remeasurement gain on defined benefit plan | - | - | - | - | - | 1,411 | - | 1,411 | - | 1,411 |
| Fair value loss on financial assets at fair value through other comprehensive income | - | - | - | (48,637) | - | - | - | (48,637) | - | (48,637) |
| Other comprehensive income (expense) for the year, net of tax | - | - | - | (48,637) | 54,859 | 1,411 | - | 7,633 | (873) | 6,760 |
| Total comprehensive income (expense) for the year | - | - | - | (48,637) | 54,859 | 78,416 | - | 84,638 | (6,840) | 77,798 |
| At 31 December 2021 | 55,011 | 152,122 | 2,504 | (77,315) | 129,242 | 1,571,893 | 25,582 | 1,859,039 | (33,066) | 1,825,973 |

Note: The contributed surplus of the Group represents the difference between the nominal value of the share capital issued by the Company and the nominal value of the entire issued share capital of Fong's Manufacturers Company Limited, the then holding company, acquired pursuant to a corporate reorganisation on 13 September 1990.

The accompanying notes form part of the consolidated financial statements.

CONSOLIDATED STATEMENT OF CASH FLOWS

For the year ended 31 December 2021

| Note | 2021 HK\$'000 | 2020 HK\$'000 |
|--|------------------|------------------|
| OPERATING ACTIVITIES | | |
| Profit before tax from continuing operations | 172,014 | 47,604 |
| Loss before tax from a discontinued operation | (6,760) | (30,777) |
| Profit before tax | 165,254 | 16,827 |
| Adjustments for: | | |
| Interest expense on borrowings | 49,385 | 43,617 |
| Interest expense on lease liabilities | 927 | 1,340 |
| Interest income | (1,443) | (992) |
| Depreciation and amortisation | 135,278 | 91,072 |
| Lease modification | – | (324) |
| Allowance (reversal of allowance) for doubtful debts, net | 1,123 | (2,741) |
| Reversal of allowance for inventories, net | (3,860) | (32,940) |
| Share of results of an associate | 2,261 | (96) |
| Loss on disposal of disposal group | 6,403 | – |
| (Gain) loss on disposal of property, plant and equipment | (4,733) | 2,969 |
| Gain on disposal of land and properties related to urban renewal project | (400,990) | – |
| Recognition of government grants | (3,178) | (1,055) |
| (Reversal of provision) provision for warranty expense | (1,866) | 18,295 |
| Impairment loss on assets held for sale | – | 30,200 |
| Exchange differences | (7,065) | (132,859) |
| Operating cash flows before movements in working capital | (62,504) | 33,313 |
| (Increase) decrease in inventories | (7,527) | 237,410 |
| Decrease (increase) in trade and other receivables | 83,493 | (27,402) |
| Increase in trade and other payables | 204,613 | 305,375 |
| Increase in contract liabilities | 67,807 | 40,472 |
| Utilisation of warranty provision | (1,211) | (21,440) |
| Cash generated from operations | 284,671 | 567,728 |
| Hong Kong Profits Tax paid | (7,176) | (6,588) |
| Hong Kong Profits Tax refunded | 93 | 1 |
| Overseas income tax and the PRC Corporate Income Tax paid | (14,564) | (10,113) |
| Overseas income tax and the PRC Corporate Income Tax refunded | 1,103 | 6,315 |
| NET CASH GENERATED FROM OPERATING ACTIVITIES | 264,127 | 557,343 |

CONSOLIDATED STATEMENT OF CASH FLOWS

For the year ended 31 December 2021

| | Note | 2021 HK\$'000 | 2020 HK\$'000 |
|--|-------|------------------|------------------|
| INVESTING ACTIVITIES | | | |
| Deposits paid for acquisition of property, plant and equipment | | (4,587) | (80,462) |
| Net cash outflow arising on deconsolidation of subsidiaries | 39 | – | (827) |
| Proceeds from disposal of property, plant and equipment | | 407,103 | 508 |
| Interest received | | 1,443 | 992 |
| Purchases of property, plant and equipment | | (54,645) | (31,724) |
| Receipt of government grants | | – | 5,226 |
| NET CASH GENERATED FROM (USED IN) INVESTING ACTIVITIES | | 349,314 | (106,287) |
| FINANCING ACTIVITIES | | | |
| Repayment of bank borrowings | 25(b) | (1,525,893) | (1,118,395) |
| Dividends paid | | – | (22,004) |
| Interest paid on bank and other borrowings | 25(b) | (41,906) | (65,077) |
| Repayment to immediate holding company | 25(b) | – | (65,000) |
| Repayment to a fellow subsidiary | 25(b) | – | (70,000) |
| New bank and other borrowings raised | 25(b) | 910,898 | 903,051 |
| Capital element of lease rentals paid | 25(b) | (12,151) | (10,859) |
| Interest element of lease rentals paid | 25(b) | (927) | (1,340) |
| NET CASH USED IN FINANCING ACTIVITIES | | (669,979) | (449,624) |
| NET (DECREASE) INCREASE IN CASH AND CASH EQUIVALENTS | | (56,538) | 1,432 |
| CASH AND CASH EQUIVALENTS AT BEGINNING OF THE YEAR | | 342,201 | 328,228 |
| Exchange gain on cash and cash equivalents | | 2,878 | 12,541 |
| CASH AND CASH EQUIVALENTS AT END OF THE YEAR | | 288,541 | 342,201 |
| ANALYSIS OF BALANCES OF CASH AND CASH EQUIVALENTS | | | |
| CONTINUING OPERATIONS | | | |
| Cash and bank balances | | 288,519 | 342,177 |
| DISCONTINUED OPERATION | | | |
| Cash and bank balances | | 22 | 24 |
| | | 288,541 | 342,201 |

The accompanying notes form part of the consolidated financial statements.

NOTES TO THE CONSOLIDATED FINANCIAL STATEMENTS

1 GENERAL

The Company is incorporated in Bermuda as an exempted company with limited liability and its securities are listed on The Stock Exchange of Hong Kong Limited (the “Stock Exchange”).

The Directors of the Company (the “Directors”) consider that the Company’s parent company is China Hi-Tech Holding Company Limited, a company incorporated in Hong Kong and its ultimate holding company is China National Machinery Industry Corporation (中國機械工業集團有限公司), a state-owned enterprise established in the People’s Republic of China (the “PRC”) under the direct supervision and administration of, and is beneficially owned by the State-owned Assets Supervision and Administration Commission of the State Council of the PRC.

The address of the registered office and principal place of business of the Company are disclosed in the “Corporate Information” in this Annual Report.

The consolidated financial statements are presented in Hong Kong dollars (“HK\$”), which is also the functional currency of the Company.

The Company acts as an investment holding company. Its subsidiaries are principally engaged in the manufacture and sale of dyeing and finishing machines, manufacture and sale of stainless steel casting products and trading of stainless steel supplies. The Group’s provision of environmental protection services was regarded as a discontinued operation.

NOTES TO THE CONSOLIDATED FINANCIAL STATEMENTS

2 INITIAL APPLICATION OF AMENDMENTS TO HONG KONG FINANCIAL REPORTING STANDARDS (“HKFRSs”) AND POSSIBLE IMPACT OF NEW AND AMENDMENTS TO HKFRSs ISSUED BUT NOT YET EFFECTIVE FOR THE YEAR ENDED 31 DECEMBER 2021

In the current year, the Group has applied the “*Amendments to References to the Conceptual Framework in HKFRS Standards*” and the following amendments to HKFRSs issued by the Hong Kong Institute of Certified Public Accountants (“HKICPA”) for the first time, which are mandatorily effective for the annual period beginning on or after 1 January 2021 for the preparation of the consolidated financial statements:

| | |
|---|--|
| Amendments to HKAS 39, HKFRS 4, HKFRS 7, HKFRS 9 & HKFRS 16 | Interest Rate Benchmark Reform – Phase 2 |
| Amendments to HKFRS 16 | Covid-19-Related Rent Concessions |

The application of the amendments to HKFRSs in the current year had no material impact on the Group’s financial positions and performance for the current and prior years and on the disclosures set out in these consolidated financial statements.

The following HKFRSs in issue at 31 December 2021 have not been applied in the preparation of the Group’s consolidated financial statements for the year ended since they were not yet effective for the annual period beginning on 1 January 2021:

| | |
|---|--|
| HKFRS 17 | Insurance Contracts and the Related Amendments ³ |
| Amendments to HKFRS 3 | Reference to the Conceptual Framework ² |
| Amendments to HKFRS 10 and HKAS 28 | Sale or Contribution of Assets between an Investor and its Associate or Joint Venture ⁴ |
| Amendments to HKFRS 16 | Covid-19-Related Rent Concessions beyond 30 June 2021 ¹ |
| Amendments to HKAS 1 | Classification of Liabilities as Current or Non-current and related amendments to Hong Kong Interpretation 5 (2020) ³ |
| Amendments to HKAS 1 and HKFRS Practice Statement 2 | Disclosure of Accounting Policies ³ |
| Amendments to HKAS 8 | Definition of Accounting Estimates ³ |
| Amendments to HKAS 12 | Deferred Tax related to Assets and Liabilities arising from a Single Transaction ³ |
| Amendments to HKAS 16 | Property, Plant and Equipment – Proceeds before Intended Use ² |
| Amendments to HKAS 37 | Onerous Contracts – Cost of Fulfilling a Contract ² |
| Amendments to HKFRSs | Annual Improvements to HKFRSs 2018–2020 ² |

¹ Effective for annual periods beginning on or after 1 April 2021

² Effective for annual periods beginning on or after 1 January 2022

³ Effective for annual periods beginning on or after 1 January 2023

⁴ Effective for annual periods beginning on or after a date to be determined

The Group is in the process of making an assessment of what the impact of these new and amendments to HKFRSs is expected to be in the period of initial application. So far it has concluded that the adoption of them is unlikely to have a significant impact on the consolidated financial statements.

NOTES TO THE CONSOLIDATED FINANCIAL STATEMENTS

3 SIGNIFICANT ACCOUNTING POLICIES

(a) Basis of preparation

The consolidated financial statements have been prepared in accordance with the HKFRSs issued by the HKICPA. In addition, the consolidated financial statements include applicable disclosures required by the Rules Governing the Listing of Securities on The Stock Exchange of Hong Kong Limited (the “Listing Rules”) and the Hong Kong Companies Ordinance (the “CO”).

The consolidated financial statements have been prepared on the historical cost basis except for certain financial instruments that are measured at fair value as explained in the accounting policies set out below. Historical cost is generally based on the fair value of the consideration given in exchange for goods.

Fair value is the price that would be received to sell an asset or paid to transfer a liability in an orderly transaction between market participants at the measurement date, regardless of whether that price is directly observable or estimated using another valuation technique. In estimating the fair value of an asset or a liability, the Group takes into account the characteristics of the asset or liability if market participants would take those characteristics into account when pricing the asset or liability at the measurement date. Fair value for measurement and/or disclosure purposes in these consolidated financial statements is determined on such a basis, except for share-based payment transactions that are within the scope of HKFRS 2, leasing transactions that are within the scope of HKFRS 16, and measurements that have some similarities to fair value but are not fair value, such as net realisable value in HKAS 2 or value in use in HKAS 36.

In addition, for financial reporting purposes, fair value measurements are categorised into Level 1, 2 or 3 based on the degree to which the inputs to the fair value measurements are observable and the significance of the inputs to the fair value measurement in its entirety, which are described as follows:

- Level 1 inputs are quoted prices (unadjusted) in active markets for identical assets or liabilities that the entity can access at the measurement date;
- Level 2 inputs are inputs, other than quoted prices included within Level 1, that are observable for the asset or liability, either directly or indirectly; and
- Level 3 inputs are unobservable inputs for the asset or liability.

The principal accounting policies are set out below.

NOTES TO THE CONSOLIDATED FINANCIAL STATEMENTS

3 SIGNIFICANT ACCOUNTING POLICIES *(Continued)*

(b) Basis of consolidation

The consolidated financial statements incorporate the financial statements of the Company and entities (including structured entities) controlled by the Company and its subsidiaries. Control is achieved when the Company:

- has power over the investee;
- is exposed, or has rights, to variable returns from its involvement with the investee; and
- has the ability to use its power to affect its returns.

The Group reassesses whether or not it controls an investee if facts and circumstances indicate that there are changes to one or more of the three elements of control listed above.

When the Group has less than a majority of the voting rights of an investee, it has power over the investee when the voting rights are sufficient to give it the practical ability to direct the relevant activities of the investee unilaterally. The Group considers all relevant facts and circumstances in assessing whether or not the Group's voting rights in an investee are sufficient to give it power, including:

- the size of the Group's holding of voting rights relative to the size and dispersion of holdings of the other vote holders;
- potential voting rights held by the Group, other vote holders or other parties;
- rights arising from other contractual arrangements; and
- any additional facts and circumstances that indicate that the Group has, or does not have, the current ability to direct the relevant activities at the time that decisions need to be made, including voting patterns at previous shareholders' meetings.

Consolidation of a subsidiary begins when the Group obtains control over the subsidiary and ceases when the Group loses control of the subsidiary. Specifically, income and expenses of a subsidiary acquired or disposed of during the year are included in the consolidated statement of profit or loss and other comprehensive income from the date the Group gains control until the date when the Group ceases to control the subsidiary.

NOTES TO THE CONSOLIDATED FINANCIAL STATEMENTS

3 SIGNIFICANT ACCOUNTING POLICIES *(Continued)*

(b) Basis of consolidation *(Continued)*

Profit or loss and each item of other comprehensive income are attributed to the owners of the Company and to the non-controlling interests. Total comprehensive income of subsidiaries is attributed to the owners of the Company and to the non-controlling interests even if this results in the non-controlling interests having a deficit balance.

When necessary, adjustments are made to the financial statements of subsidiaries to bring their accounting policies in line with the Group's accounting policies.

All intragroup assets and liabilities, equity, income, expenses and cash flows relating to transactions between members of the Group are eliminated in full on consolidation.

Changes in the Group's interests in existing subsidiaries

Changes in the Group's interests in subsidiaries that do not result in the Group losing control over the subsidiaries are accounted for as equity transactions. The carrying amounts of the Group's relevant components of equity and the non-controlling interests are adjusted to reflect the changes in their relative interests in the subsidiaries. Any difference between the amount by which the non-controlling interests are adjusted and the fair value of the consideration paid or received is recognised directly in equity and attributed to owners of the Company.

When the Group loses control of a subsidiary, the assets and liabilities of that subsidiary and non-controlling interests (if any) are derecognised. A gain or loss is recognised in profit or loss and is calculated as the difference between (i) the aggregate of the fair value of the consideration received and the fair value of any retained interest, and (ii) the carrying amount of the assets (including goodwill), and liabilities of the subsidiary attributable to the owners of the Company. All amounts previously recognised in other comprehensive income in relation to that subsidiary are accounted for as if the Group had directly disposed of the related assets or liabilities of the subsidiary (i.e. reclassified to profit or loss or transferred to another category of equity as specified/permitted by applicable HKFRSs). The fair value of any investment retained in the former subsidiary at the date when control is lost is regarded as the fair value on initial recognition for subsequent accounting, or when applicable, the cost on initial recognition of an investment in an associate or a joint venture.

NOTES TO THE CONSOLIDATED FINANCIAL STATEMENTS

3 SIGNIFICANT ACCOUNTING POLICIES *(Continued)*

(c) Business combinations

Acquisitions of businesses, other than business combination under common control, are accounted for using the acquisition method. The consideration transferred in a business combination is measured at fair value, which is calculated as the sum of the acquisition-date fair values of the assets transferred by the Group, liabilities incurred by the Group to the former owners of the acquiree and the equity interests issued by the Group in exchange for control of the acquiree. Acquisition-related costs are generally recognised in profit or loss as incurred.

At the acquisition date, the identifiable assets acquired and the liabilities assumed are recognised at their fair value, except that:

- deferred tax assets or liabilities, and assets or liabilities related to employee benefit arrangements are recognised and measured in accordance with HKAS 12 “Income Taxes” and HKAS 19 (2011) “Employee Benefits” respectively;
- liabilities or equity instruments related to share-based payment arrangements of the acquiree or share-based payment arrangements of the Group entered into to replace share-based payment arrangements of the acquiree are measured in accordance with HKFRS 2 “Share-based Payment” at the acquisition date (see the accounting policy below); and
- assets (or disposal groups) that are classified as held for sale in accordance with HKFRS 5 “Non-current Assets Held for Sale and Discontinued Operations” are measured in accordance with that standard.

Goodwill is measured as the excess of the sum of the consideration transferred, the amount of any non-controlling interests in the acquiree, and the fair value of the acquirer’s previously held equity interest in the acquiree (if any) over the net of the acquisition-date amounts of the identifiable assets acquired and the liabilities assumed. If, after reassessment, the net of the acquisition-date amounts of the identifiable assets acquired and liabilities assumed exceeds the sum of the consideration transferred, the amount of any non-controlling interests in the acquiree and the fair value of the acquirer’s previously held interest in the acquiree (if any), the excess is recognised immediately in profit or loss as a bargain purchase gain.

NOTES TO THE CONSOLIDATED FINANCIAL STATEMENTS

3 SIGNIFICANT ACCOUNTING POLICIES *(Continued)*

(c) Business combinations *(Continued)*

Non-controlling interests that are present ownership interests and entitle their holders to a proportionate share of the entity's net assets in the event of liquidation are initially measured at the non-controlling interests' proportionate share of the recognised amounts of the acquiree's identifiable net assets or at fair value. The choice of measurement basis is made on a transaction-by-transaction basis. Other types of non-controlling interests are measured at their fair value.

When the consideration transferred by the Group in a business combination includes a contingent consideration arrangement, the contingent consideration is measured at its acquisition-date fair value and included as part of the consideration transferred in a business combination. Changes in the fair value of the contingent consideration that qualify as measurement period adjustments are adjusted retrospectively. Measurement period adjustments are adjustments that arise from additional information obtained during the 'measurement period' (which cannot exceed one year from the acquisition date) about facts and circumstances that existed at the acquisition date.

The subsequent accounting for the contingent consideration that do not qualify as measurement period adjustments depends on how the contingent consideration is classified. Contingent consideration that is classified as equity is not remeasured at subsequent reporting dates and its subsequent settlement is accounted for within equity. Contingent consideration that is classified as an asset or a liability is remeasured to fair value at subsequent reporting dates, with the corresponding gain or loss being recognised in profit or loss.

When a business combination is achieved in stages, the Group's previously held equity interest in the acquiree is remeasured to fair value at the acquisition date, and the resulting gain or loss, if any, is recognised in profit or loss or other comprehensive income, as appropriate. Amounts arising from interests in the acquiree prior to the acquisition date that have previously been recognised in other comprehensive income are reclassified to profit or loss where such treatment would be appropriate if that interest were disposed of.

If the initial accounting for a business combination is incomplete by the end of the reporting period in which the combination occurs, the Group reports provisional amounts for the items for which the accounting is incomplete. Those provisional amounts are adjusted retrospectively during the measurement period (see above), or additional assets or liabilities are recognised, to reflect new information obtained about facts and circumstances that existed at the acquisition date that, if known, would have affected the amounts recognised at that date.

NOTES TO THE CONSOLIDATED FINANCIAL STATEMENTS

3 SIGNIFICANT ACCOUNTING POLICIES *(Continued)*

(d) Property acquisitions and business combinations

Where a property is acquired, via corporate acquisitions or otherwise, management considers the substance of the assets and activities of the acquired entity in determining whether the acquisition represents the acquisition of a business.

Where such an acquisition is not judged to be an acquisition of a business, it is not treated as a business combination. Rather, the cost to acquire the corporate entity or assets and liabilities is allocated between the identifiable assets and liabilities (of the entity) based on their relative values at the acquisition date. Accordingly, no goodwill or deferred taxation arises.

(e) Property, plant and equipment

Property, plant and equipment including land and buildings held for use in the production or supply of goods or services, or for administrative purposes (other than construction in progress and freehold land as described below) are stated in the consolidated statement of financial position at cost less subsequent accumulated depreciation and accumulated impairment losses, if any.

Depreciation is recognised so as to write off the cost of items of property, plant and equipment, other than properties under construction and freehold land, less their residual values over their estimated useful lives, using the straight-line method. The estimated useful lives, residual values and depreciation method are reviewed at the end of each reporting period, with the effect of any changes in estimate accounted for on a prospective basis.

Freehold land and properties in the course of construction for production, supply or administrative purposes are carried at cost, less any recognised impairment loss. Costs include professional fees and, for qualifying assets, borrowing costs capitalised in accordance with the Group's accounting policy. Such properties are classified to the appropriate categories of property, plant and equipment when completed and ready for intended use. Depreciation of these assets other than freehold land, on the same basis as other property assets, commences when the assets are ready for their intended use.

An item of property, plant and equipment is derecognised upon disposal or when no future economic benefits are expected to arise from the continued use of the asset. Any gain or loss arising on the disposal or retirement of an item of property, plant and equipment is determined as the difference between the sales proceeds and the carrying amount of the asset and is recognised in profit or loss.

One or more items of property, plant and equipment may be acquired in exchange for a non-monetary asset or assets, or a combination of monetary and non-monetary assets. The cost of such an item of property, plant and equipment is measured at fair value unless (a) the exchange transaction lacks commercial substance or (b) the fair value of neither the asset received nor the asset given up is reliably measurable.

The fair value of an asset is reliably measurable if (a) the variability in the range of reasonable fair value measurements is not significant for that asset or (b) the probabilities of the various estimates within the range can be reasonably assessed and used when measuring fair value. If the Group is able to measure reliably the fair value of either the asset received or the asset given up, then the fair value of the asset given up is used to measure the cost of the asset received unless the fair value of the asset received is more clearly evident.

NOTES TO THE CONSOLIDATED FINANCIAL STATEMENTS

3 SIGNIFICANT ACCOUNTING POLICIES *(Continued)*

(f) Investment properties

Investment properties include the right-of-use assets arising from leases of the underlying land and building which are owned or held under a leasehold interest to earn rental income and/or for capital appreciation.

Investment properties are stated at cost less aggregate depreciation and impairment losses. Rental income from investment properties is accounted for as described in Note 3(p). Depreciation is calculated to write off the cost of items of investment properties, less their estimated residual value, if any, using the straight-line method over their estimated useful lives. Both the useful life of an asset and its residual value, if any, are reviewed annually.

The carrying amounts of investment properties are reviewed for indications of impairment at the end of each reporting period. An impairment loss is recognised in profit or loss if the carrying amount of an asset, or the cash-generating unit to which it belongs, exceeds its recoverable amount. The recoverable amount of an asset, or of the cash-generating unit to which it belongs, is the greater of its fair value less costs to sell and value in use. In assessing value in use, the estimated future cash flows are discounted to their present value using a pre-tax discount rate that reflects current market assessments of the time value of money and the risks specific to the assets. An impairment loss is reversed if there has been a favourable change in the estimates used to determine the recoverable amount.

The investment properties are derecognised upon disposal or when no future economic benefits are expected to arise from the continued use of the asset. Any gain or loss arising on the disposal or retirement of an item of investment properties is determined as the difference between the sales proceeds and the carrying amount of the asset and is recognised in profit or loss.

(g) Prepaid lease payments

Payments for obtaining land use rights are accounted for as prepaid operating lease payments and are charged to profit or loss over the lease terms.

NOTES TO THE CONSOLIDATED FINANCIAL STATEMENTS

3 SIGNIFICANT ACCOUNTING POLICIES *(Continued)*

(h) Goodwill

Goodwill arising on an acquisition of a business is carried at cost less accumulated impairment losses, if any, and is presented separately in the consolidated statement of financial position.

For the purposes of impairment testing, goodwill is allocated to each of the Group's cash-generating units that are expected to benefit from the synergies of the combination.

A cash-generating unit to which goodwill has been allocated is tested for impairment annually, or more frequently when there is indication that the unit may be impaired. If the recoverable amount of the cash-generating unit is less than its carrying amount, the impairment loss is allocated first to reduce the carrying amount of any goodwill allocated to the unit and then to the other assets of the unit on a pro-rata basis based on the carrying amount of each asset in the unit. Any impairment loss for goodwill is recognised directly in profit or loss. An impairment loss recognised for goodwill is not reversed in subsequent periods.

On disposal of the relevant cash-generating unit, the attributable amount of goodwill is included in the determination of the profit or loss on disposal.

(i) Intangible assets

Intellectual property rights

Intellectual property rights acquired separately and with finite useful lives are carried at cost less accumulated amortisation and any accumulated impairment losses. Amortisation for intellectual property rights with finite useful lives is provided on a straight-line basis over their estimated useful lives. The estimated useful lives and amortisation method are reviewed at the end of each reporting period, with the effective of any changes in estimate being accounted for on a prospective basis.

Trademarks and licenses

Separately acquired trademarks and licenses are shown at historical cost. Trademarks and licenses acquired in a business combination are recognised at fair value at the acquisition date. Trademarks and licenses have an indefinite useful live and is thus not subject to amortisation.

Trademarks and licenses are tested at least annually for impairment and are reviewed for impairment whenever events or changes in circumstances indicate that the carrying amount may not be recoverable.

An asset's carrying amount is written down immediately to its recoverable amount if the asset's carrying amount is greater than its estimated recoverable amount.

NOTES TO THE CONSOLIDATED FINANCIAL STATEMENTS

3 SIGNIFICANT ACCOUNTING POLICIES *(Continued)*

(i) Intangible assets *(Continued)*

Concession rights and operation rights

Concession rights and operation rights acquired in a business combination are recognised separately from goodwill and initially recognised at fair value at the acquisition date (which is regarded as their cost). Subsequent to initial recognition, concession rights and operation rights are reported at cost less accumulated amortisation and accumulated impairment losses, on the same basis as intangible assets that are acquired separately.

Amortisation for the concession rights and operation rights with finite useful lives is provided on straight-line basis over their estimated useful lives. Both period and method of amortisation are reviewed annually.

Research and development expenditure

Expenditure on research activities is recognised as an expense in the period in which it is incurred.

An internally-generated intangible asset arising from development activities (or from the development phase of an internal project) is recognised if, and only if, all of the following have been demonstrated:

- the technical feasibility of completing the intangible asset so that it will be available for use or sale;
- the intention to complete the intangible asset and use or sell it;
- the ability to use or sell the intangible asset;
- how the intangible asset will generate probable future economic benefits;
- the availability of adequate technical, financial and other resources to complete the development and to use or sell the intangible asset; and
- the ability to measure reliably the expenditure attributable to the intangible asset during its development.

The amount initially recognised for internally-generated intangible asset is the sum of the expenditure incurred from the date when the intangible asset first meets the recognition criteria listed above. Where no internally-generated intangible asset can be recognised, development expenditure is charged to profit or loss in the period in which it is incurred.

Subsequent to initial recognition, internally-generated intangible asset is measured at cost less accumulated amortisation and accumulated impairment losses. Amortisation of internally-generated intangible assets with finite useful lives is provided on straight-line basis over their estimated useful lives.

Gains or losses arising from derecognition of intangible assets are measured at the difference between net disposal proceeds and the carrying amount of the asset and are recognised in profit or loss in the period when the asset is derecognised.

NOTES TO THE CONSOLIDATED FINANCIAL STATEMENTS

3 SIGNIFICANT ACCOUNTING POLICIES *(Continued)*

(j) Service concession arrangements

The Group has entered into certain service concession arrangements with governmental authority (the “Grantor”) in the PRC, on a build-operate-transfer (“BOT”) basis under its provision of environmental protection services segment. The service concession arrangements generally involve the Group as an operator (i) constructing kitchen wastes recycling treatment plant and municipal sewage sludge treatment plant (the “Plants”) for those arrangements on a BOT basis; and (ii) operating and maintaining the Plants at a specified level of serviceability on behalf of the relevant governmental authority for a period of 30 years (the “Service Concession Periods”), and the Group will be paid for its services over the relevant Service Concession Periods at prices stipulated through a pricing mechanism. At the end of the Service Concession Periods, the Group needs to transfer the Plants to the Grantor at nil consideration.

Consideration received or receivable by the Group for the construction services

Consideration received or receivable by the Group for the construction services rendered under service concession arrangement are recognised at their fair value as a financial asset or an intangible asset.

A financial asset (loan and receivable) is recognised to the extent that (a) the Group has an unconditional right to receive cash or another financial asset from or at the direction of the Grantor for the construction services rendered; and (b) the Grantor has little, if any, discretion to avoid payment, usually because the agreement is enforceable by law.

An intangible asset (concession rights) is recognised to the extent that the Group receives a right to charge customers of the services, which is not an unconditional right to receive cash because the amounts are contingent on the extent that the customers use the services. The intangible asset (concession rights) is accounted for in accordance with the policy set out in Note 3(i).

Construction or upgrade services

Revenue and costs relating to construction or upgrade services are accounted for in accordance with the policy set out in Note 3(p).

Operating services

Revenue relating to operating services are accounted for in accordance with the policy set out in Note 3(p).

NOTES TO THE CONSOLIDATED FINANCIAL STATEMENTS

3 SIGNIFICANT ACCOUNTING POLICIES *(Continued)*

(j) Service concession arrangements *(Continued)*

Contractual obligations to restore the infrastructure to a specified level of serviceability

The Group has contractual obligations which it must fulfill as a condition of its licenses, that is (a) to maintain the Plants that it operates to a specified level of serviceability and/or (b) to restore the Plants to a specified condition before they are handed over to the Grantor at the end of the service concession arrangements. These contractual obligations to maintain or restore the Plants are recognised and measured in accordance with the policy set out in Note 3(x).

(k) Inventories

Inventories are stated at the lower of cost and net realisable value. Cost is calculated using the weighted average method. Net realisable value represents the estimated selling price for inventories less all estimated costs of completion and costs necessary to make the sale.

(l) Other investments in equity securities

The Group's policies for investments in equity securities, other than investments in subsidiaries and associates, are set out below.

Investments in equity securities are recognised/derecognised on the date the Group commits to purchase/sell the investment. The investments are initially stated at fair value plus directly attributable transaction costs, except for those investments measured at fair value through profit or loss ("FVPL") for which transaction costs are recognised directly in profit or loss.

For an explanation of how the Group determines fair value of financial instruments, see Note 34(c). These investments are subsequently accounted for as follows, depending on their classification.

Equity investments

An investment in equity securities is classified as FVPL unless the equity investment is not held for trading purposes and on initial recognition of the investment the Group makes an election to designate the investment at fair value through other comprehensive income ("FVOCI") (non-recycling) such that subsequent changes in fair value are recognised in other comprehensive income. Such elections are made on an instrument-by-instrument basis, but may only be made if the investment meets the definition of equity from the issuer's perspective. Where such an election is made, the amount accumulated in other comprehensive income remains in the fair value reserve (non-recycling) until the investment is disposed of. At the time of disposal, the amount accumulated in the fair value reserve (non-recycling) is transferred to retained profits. It is not recycled through profit or loss. Dividends from an investment in equity securities, irrespective of whether classified as at FVPL or FVOCI, are recognised in profit or loss as other income.

NOTES TO THE CONSOLIDATED FINANCIAL STATEMENTS

3 SIGNIFICANT ACCOUNTING POLICIES *(Continued)*

(m) Trade and other receivables

A receivable is recognised when the Group has an unconditional right to receive consideration. A right to receive consideration is unconditional if only the passage of time is required before payment of that consideration is due. If revenue has been recognised before the Group has an unconditional right to receive consideration, the amount is presented as a contract asset (see Note 3(o)).

Receivables are stated at amortised cost using the effective interest method less allowance for credit losses (see Note 3(n)(i)).

(n) Credit losses and impairment of assets

(i) Credit losses from financial instruments

The Group recognises a loss allowance for expected credit losses (“ECLs”) on financial assets measured at amortised cost (including trade and other receivables and cash and bank balances).

Measurement of ECLs

ECLs are a probability-weighted estimate of credit losses. Credit losses are measured as the present value of all expected cash shortfalls (i.e. the difference between the cash flows due to the Group in accordance with the contract and the cash flows that the Group expects to receive).

The expected cash shortfalls are discounted using the following discount rates where the effect of discounting is material:

- trade and other receivables: effective interest rate determined at initial recognition or an approximation thereof.

The maximum period considered when estimating ECLs is the maximum contractual period over which the Group is exposed to credit risk.

In measuring ECLs, the Group takes into account reasonable and supportable information that is available without undue cost or effort. This includes information about past events, current conditions and forecasts of future economic conditions.

ECLs are measured on either of the following bases:

- 12-month ECLs: these are losses that are expected to result from possible default events within the 12 months after the reporting date; and
- lifetime ECLs: these are losses that are expected to result from all possible default events over the expected lives of the items to which the ECL model applies.

Loss allowances for trade receivables are always measured at an amount equal to lifetime ECLs. ECLs on these financial assets are estimated using a provision matrix based on the Group’s historical credit loss experience, adjusted for factors that are specific to the debtors and an assessment of both the current and forecast general economic conditions at the reporting date.

NOTES TO THE CONSOLIDATED FINANCIAL STATEMENTS

3 SIGNIFICANT ACCOUNTING POLICIES *(Continued)*

(n) Credit losses and impairment of assets *(Continued)*

(i) Credit losses from financial instruments *(Continued)*

Measurement of ECLs (Continued)

For all other financial instruments, the Group recognises a loss allowance equal to 12-month ECLs unless there has been a significant increase in credit risk of the financial instrument since initial recognition, in which case the loss allowance is measured at an amount equal to lifetime ECLs.

Significant increases in credit risk

In assessing whether the credit risk of a financial instrument has increased significantly since initial recognition, the Group compares the risk of default occurring on the financial instrument assessed at the reporting date with that assessed at the date of initial recognition. In making this reassessment, the Group considers that a default event occurs when (i) the borrower is unlikely to pay its credit obligations to the Group in full, without recourse by the Group to actions such as realising security (if any is held); or (ii) the financial asset is 90 days past due. The Group considers both quantitative and qualitative information that is reasonable and supportable, including historical experience and forward-looking information that is available without undue cost or effort.

In particular, the following information is taken into account when assessing whether credit risk has increased significantly since initial recognition:

- failure to make payments of principal or interest on their contractually due dates;
- an actual or expected significant deterioration in a financial instrument's external or internal credit rating (if available);
- an actual or expected significant deterioration in the operating results of the debtor; and
- existing or forecast changes in the technological, market, economic or legal environment that have a significant adverse effect on the debtor's ability to meet its obligation to the Group.

Depending on the nature of the financial instruments, the assessment of a significant increase in credit risk is performed on either an individual basis or a collective basis. When the assessment is performed on a collective basis, the financial instruments are grouped based on shared credit risk characteristics, such as past due status and credit risk ratings.

ECLs are remeasured at each reporting date to reflect changes in the financial instrument's credit risk since initial recognition. Any change in the ECL amount is recognised as an impairment gain or loss in profit or loss. The Group recognises an impairment gain or loss for all financial instruments with a corresponding adjustment to their carrying amount through a loss allowance account.

NOTES TO THE CONSOLIDATED FINANCIAL STATEMENTS

3 SIGNIFICANT ACCOUNTING POLICIES *(Continued)*

(n) Credit losses and impairment of assets *(Continued)*

(i) Credit losses from financial instruments *(Continued)*

Significant increases in credit risk (Continued)

At each reporting date, the Group assesses whether a financial asset is credit-impaired. A financial asset is credit-impaired when one or more events that have a detrimental impact on the estimated future cash flows of the financial asset have occurred.

Evidence that a financial asset is credit-impaired includes the following observable events:

- significant financial difficulties of the debtor;
- a breach of contract, such as a default or delinquency in interest or principal payments;
- it becoming probable that the borrower will enter into bankruptcy or other financial reorganisation;
- significant changes in the technological, market, economic or legal environment that have an adverse effect on the debtor; or
- the disappearance of an active market for a security because of financial difficulties of the issuer.

Write-off policy

The gross carrying amount of a financial asset is written off (either partially or in full) to the extent that there is no realistic prospect of recovery. This is generally the case when the Group determines that the debtor does not have assets or sources of income that could generate sufficient cash flows to repay the amounts subject to the write-off.

Subsequent recoveries of an asset that was previously written off are recognised as a reversal of impairment in profit or loss in the period in which the recovery occurs.

NOTES TO THE CONSOLIDATED FINANCIAL STATEMENTS

3 SIGNIFICANT ACCOUNTING POLICIES *(Continued)*

(n) Credit losses and impairment of assets *(Continued)*

(ii) Impairment of other non-current assets

Internal and external sources of information are reviewed at the end of each reporting period to identify indications that the following assets may be impaired or, except in the case of goodwill, an impairment loss previously recognised no longer exists or may have decreased:

- property, plant and equipment;
- right-of-use assets;
- intangible assets;
- goodwill; and
- investments in subsidiaries in the Company's statement of financial position.

If any such indication exists, the asset's recoverable amount is estimated. In addition, for goodwill, intangible assets that are not yet available for use and intangible assets that have indefinite useful lives, the recoverable amount is estimated annually whether or not there is any indication of impairment.

– *Calculation of recoverable amount*

The recoverable amount of an asset is the greater of its fair value less costs of disposal and value in use. In assessing value in use, the estimated future cash flows are discounted to their present value using a pre-tax discount rate that reflects current market assessments of the time value of money and the risks specific to the asset. Where an asset does not generate cash inflows largely independent of those from other assets, the recoverable amount is determined for the smallest group of assets that generates cash inflows independently (i.e. a cash-generating unit).

– *Recognition of impairment losses*

An impairment loss is recognised in profit or loss if the carrying amount of an asset, or the cash-generating unit to which it belongs, exceeds its recoverable amount. Impairment losses recognised in respect of cash-generating units are allocated first to reduce the carrying amount of any goodwill allocated to the cash-generating unit (or group of units) and then, to reduce the carrying amount of the other assets in the unit (or group of units) on a pro rata basis, except that the carrying value of an asset will not be reduced below its individual fair value less costs of disposal (if measurable) or value in use (if determinable).

NOTES TO THE CONSOLIDATED FINANCIAL STATEMENTS

3 SIGNIFICANT ACCOUNTING POLICIES *(Continued)*

(n) Credit losses and impairment of assets *(Continued)*

(ii) Impairment of other non-current assets *(Continued)*

– Reversals of impairment losses

In respect of assets other than goodwill, an impairment loss is reversed if there has been a favourable change in the estimates used to determine the recoverable amount. An impairment loss in respect of goodwill is not reversed.

A reversal of an impairment loss is limited to the asset's carrying amount that would have been determined had no impairment loss been recognised in prior years. Reversals of impairment losses are credited to profit or loss in the year in which the reversals are recognised.

(o) Contract assets and contract liabilities

A contract asset is recognised when the Group recognises revenue before being unconditionally entitled to the consideration under the payment terms set out in the contract. Contract assets are assessed for ECLs in accordance with the policy set out in Note 3(n) (i) and are reclassified to receivables when the right to the consideration has become unconditional (see Note 3(m)).

A contract liability is recognised when the customer pays consideration before the Group recognises the related revenue (see Note 3(p)). A contract liability would also be recognised if the Group has an unconditional right to receive consideration before the Group recognises the related revenue. In such cases, a corresponding receivable would also be recognised (see Note 3(m)).

For a single contract with the customer, either a net contract asset or a net contract liability is presented. For multiple contracts, contract assets and contract liabilities of unrelated contracts are not presented on a net basis. When the contract includes a significant financing component, the contract balance includes interest accrued under the effective interest method (see Note 3(p)).

(p) Revenue recognition

Revenue is measured at the fair value of the consideration received and receivable, and represents amounts receivable for goods supplied or service performed, stated net of discounts and sales related taxes. The Group recognises revenue when the amount of revenue can be reliably measured; when it is probable that future economic benefits will flow to the entity; and when specific criteria have been met for each of the Group's activities, as described below.

NOTES TO THE CONSOLIDATED FINANCIAL STATEMENTS

3 SIGNIFICANT ACCOUNTING POLICIES *(Continued)*

(p) Revenue recognition *(Continued)*

Manufacture and sale of dyeing and finishing machines

Revenue from the sale of products directly to the customers is recognised at a point in time when control of the inventory has been passed to the customers, which is primarily upon the acceptance of the products by the customers. The customers have full discretion over the products, and there is no unfulfilled obligation that could affect the customers' acceptance of the products.

Advance payment from customers before revenue recognition is recognised as contract liabilities in the consolidated statement of financial position (Note 27).

The Group's obligation to repair or replace faulty products under the standard warranty terms, which cannot be purchased separately and serve as an assurance that the products sold comply with agreed-upon specifications at the time of sale, is recognised as a provision.

Trading of stainless steel supplies

Revenue from the sale of products directly to the customers is recognised at a point in time when control of the inventory has been passed to the customers, which is primarily upon the acceptance of the products by the customers. The customers have full discretion over the products, and there is no unfulfilled obligation that could affect the customers' acceptance of the products.

Manufacture and sale of stainless steel casting products

Revenue from the sale of products directly to the customers is recognised at a point in time when control of the inventory has been passed to the customers, which is primarily upon the acceptance of the products by the customers. The customers have full discretion over the products, and there is no unfulfilled obligation that could affect the customers' acceptance of the products.

Provision of environmental protection services

Revenue from the provision of construction services under a service concession construction contract is recognised over time, using an input method to measure progress towards complete satisfaction of the service, because the Group's performance creates or enhances an asset that the customer controls as the asset is created or enhanced. The input method recognises revenue based on the proportion of the actual costs incurred relative to the estimated total costs for satisfaction of the construction services.

Operation or service revenue is recognised over time in the accounting period in which the control of the services are transferred to the customer because the customer simultaneously receives and consumes the benefits provided by the Group's performance as it performs. When the Group provides more than one service in a service concession arrangement, the consideration received is allocated by reference to the relative fair values of the services delivered.

Rental income

Rental income under operating leases is recognised in profit or loss in equal instalments over the period covered by lease term.

NOTES TO THE CONSOLIDATED FINANCIAL STATEMENTS

3 SIGNIFICANT ACCOUNTING POLICIES *(Continued)*

(p) Revenue recognition *(Continued)*

Interest income

Interest income is recognised as it accrues using the effective interest method. For financial assets measured at amortised cost or FVOCI (recycling) that are not credit-impaired, the effective interest rate is applied to the gross carrying amount of the asset. For credit-impaired financial assets, the effective interest rate is applied to the amortised cost (i.e. gross carrying amount less loss allowance) of the asset (see Note 3(n)(i)).

Dividend income

Dividend income from investments is recognised when the shareholders' rights to receive payment have been established (provided that it is probable that the economic benefits will flow to the Group and the amount of revenue can be measured reliably).

(q) Leases

At inception of a contract, the Group assesses whether the contract is, or contains, a lease. A contract is, or contains, a lease if the contract conveys the right to control the use of an identified asset for a period of time in exchange for consideration. Control is conveyed where the customer has both the right to direct the use of the identified asset and to obtain substantially all of the economic benefits from that use.

The Group as lessee

At the lease commencement date, the Group recognises a right-of-use asset and a lease liability, except for short-term leases that have a lease term of 12 months or less and leases of low-value assets. When the Group enters into a lease in respect of a low-value asset, the Group decides whether to capitalise the lease on a lease-by-lease basis. The lease payments associated with those leases which are not capitalised are recognised as an expense on a systematic basis over the lease term.

Where the lease is capitalised, the lease liability is initially recognised at the present value of the lease payments payable over the lease term, discounted using the interest rate implicit in the lease or, if that rate cannot be readily determined, using a relevant incremental borrowing rate. After initial recognition, the lease liability is measured at amortised cost and interest expense is calculated using the effective interest method. Variable lease payments that do not depend on an index or rate are not included in the measurement of the lease liability and hence are charged to profit or loss in the accounting period in which they are incurred.

The right-of-use asset recognised when a lease is capitalised is initially measured at cost, which comprises the initial amount of the lease liability plus any lease payments made at or before the commencement date, and any initial direct costs incurred. Where applicable, the cost of the right-of-use assets also includes an estimate of costs to dismantle and remove the underlying asset or to restore the underlying asset or the site on which it is located, discounted to their present value, less any lease incentives received. The right-of-use asset is subsequently stated at cost less accumulated depreciation and impairment losses (Note 3(n)(ii)). Right-of-use assets are depreciated on a straight-line basis over the lease terms.

NOTES TO THE CONSOLIDATED FINANCIAL STATEMENTS

3 SIGNIFICANT ACCOUNTING POLICIES *(Continued)*

(q) Leases *(Continued)*

The Group as lessee *(Continued)*

The lease liability is remeasured when there is a change in future lease payments arising from a change in an index or rate, or there is a change in the Group's estimate of the amount expected to be payable under a residual value guarantee, or there is a change arising from the reassessment of whether the Group will be reasonably certain to exercise a purchase, extension or termination option. When the lease liability is remeasured in this way, a corresponding adjustment is made to the carrying amount of the right-of-use asset, or is recorded in profit or loss if the carrying amount of the right-of-use asset has been reduced to zero.

The Group's right-of-use assets are not separately presented and are included under "property, plant and equipment", "investment properties", "prepaid lease payments" and "right-of-use assets" while the lease liabilities are separately presented in the consolidated statement of financial position.

(r) Foreign currencies

In preparing the financial statements of each individual group entity, transactions in currencies other than the functional currency of that entity (foreign currencies) are recorded in the respective functional currency (i.e. the currency of the primary economic environment in which the entity operates) at the rates of exchanges prevailing on the dates of the transactions. At the end of the reporting period, monetary items denominated in foreign currencies are retranslated at the rates prevailing at that date. Non-monetary items carried at fair value that are denominated in foreign currencies are retranslated at the rates prevailing on the date when the fair value was measured. Non-monetary items that are measured in terms of historical cost in a foreign currency are not retranslated.

Exchange differences arising on the settlement of monetary items, and on the retranslation of monetary items, are recognised in profit or loss in the period in which they arise, except for exchange differences arising on a monetary item that form part of the Group's net investment in a foreign operation, in which case, such exchange differences are recognised in other comprehensive income and accumulated in equity and will be reclassified from equity to profit or loss on disposal of the foreign operation.

For the purposes of presenting the consolidated financial statements, the assets and liabilities of the Group's foreign operations are translated into the presentation currency of the Group (i.e. Hong Kong dollars) using exchange rate prevailing at the end of each reporting period. Income and expenses are translated at the average exchange rates for the period, unless exchange rates fluctuate significantly during the period, in which case, the exchange rates prevailing at the dates of transactions are used. Exchange differences arising, if any, are recognised in other comprehensive income and accumulated in equity under the heading of the translation reserve.

NOTES TO THE CONSOLIDATED FINANCIAL STATEMENTS

3 SIGNIFICANT ACCOUNTING POLICIES *(Continued)*

(r) Foreign currencies *(Continued)*

On the disposal of a foreign operation (i.e. a disposal of the Group's entire interest in a foreign operation, or a disposal involving loss of control over a subsidiary that includes a foreign operation, or a disposal involving loss of significant influence over an associate that includes a foreign operation), all of the exchange differences accumulated in equity in respect of that operation attributable to the owners of the Company are reclassified to profit or loss. In addition, in relation to a partial disposal of a subsidiary that does not result in the Group losing control over the subsidiary, the proportionate share of accumulated exchange differences is re-attributed to non-controlling interests and is not recognised in profit or loss. For all other partial disposals (i.e. partial disposals of associates or joint ventures that do not result in the Group losing significant influence or joint control), the proportionate share of the accumulated exchange differences is reclassified to profit or loss.

(s) Borrowing costs

Borrowing costs directly attributable to the acquisition, construction or production of qualifying assets, which are assets that necessarily take a substantial period of time to get ready for their intended use or sale, are added to the cost of those assets until such time as the assets are substantially ready for their intended use or sale. Investment income earned on the temporary investment of specific borrowings pending their expenditure on qualifying assets is deducted from the borrowing costs eligible for capitalisation.

All other borrowing costs are recognised in profit or loss in the period in which they are incurred.

(t) Government grants

Government grants are not recognised until there is reasonable assurance that the Group will comply with the conditions attaching to them and that the grants will be received.

Government grants are recognised in profit or loss on a systematic basis over the periods in which the Group recognises as expenses the related costs for which the grants are intended to compensate. Specifically, government grants whose primary condition is that the Group should purchase, construct or otherwise acquire non-current assets are recognised as deferred revenue in the consolidated statement of financial position and transferred to profit or loss on a systematic and rational basis over the useful lives of the related assets.

As explained in Note 31, certain government grants obtained are treated as deferred revenue in the consolidated statement of financial position and credited to profit or loss in accordance with conditions set by the government body.

NOTES TO THE CONSOLIDATED FINANCIAL STATEMENTS

3 SIGNIFICANT ACCOUNTING POLICIES *(Continued)*

(u) Retirement benefits costs

Payments to defined contribution retirement benefits plans, state-managed retirement benefit schemes and the Hong Kong Mandatory Provident Fund Scheme are recognised as an expense when employees have rendered service entitling them to the contributions.

For defined benefits plans, retirement benefit costs are assessed using the projected unit credit method. Under this method, the cost of providing retirement benefits is charged to profit or loss so as to spread the regular cost over the service lives of employees.

The asset or liability recognised on the consolidated statement of financial position is the present value of the cost of providing these benefits (the defined benefit obligation) less the fair value of the plan assets at the end of the reporting period. The defined benefit obligation is calculated annually by independent actuaries and is determined by discounting the estimated future cash outflows using interest rates of high quality corporate bonds. The plan assets are valued on a bid price basis.

Actuarial gains and losses arising from experience adjustments and changes in actuarial assumptions on obligation are charged or credited to equity in other comprehensive income in the period in which they arise. Past-service costs are recognised immediately in profit or loss. Any difference between the implicit and actual return on plan assets are charged as remeasurements to other comprehensive income.

For defined contribution schemes, the Group's contributions are charged to profit or loss in the period to which the contributions relate.

(v) Equity-settled share-based payment transactions

Share options granted to consultants

Share options issued in exchange for goods or services are measured at the fair values of the goods or services received, unless that fair value cannot be reliably measured, in which case the goods or services received are measured by reference to the fair value of the share options granted. The fair values of the goods or services received are recognised as expenses, with a corresponding increase in equity (share options reserve), when the Group obtains the goods or when the counterparties render services, unless the goods or services qualify for recognition as assets.

NOTES TO THE CONSOLIDATED FINANCIAL STATEMENTS

3 SIGNIFICANT ACCOUNTING POLICIES *(Continued)*

(w) Taxation

Income tax expense represents the sum of the tax currently payable and deferred tax.

The tax currently payable is based on taxable profit for the year. Taxable profit differs from profit as reported in the consolidated statement of profit or loss and other comprehensive income because it excludes items of income or expense that are taxable or deductible in other years and it further excludes items that are never taxable or deductible. The Group's liability for current tax is calculated using tax rates that have been enacted or substantively enacted by the end of the reporting period.

Deferred tax is recognised on temporary differences between the carrying amounts of assets and liabilities in the consolidated financial statements and the corresponding tax base used in the computation of taxable profit. Deferred tax liabilities are generally recognised for all taxable temporary differences. Deferred tax assets are generally recognised for all deductible temporary differences to the extent that it is probable that taxable profits will be available against which those deductible temporary differences can be utilised. Such assets and liabilities are not recognised if the temporary difference arises from goodwill or from the initial recognition (other than in a business combination) of other assets and liabilities in a transaction that affects neither the taxable profit nor the accounting profit.

Deferred tax liabilities are recognised for taxable temporary differences associated with investments in subsidiaries, except where the Group is able to control the reversal of the temporary difference and it is probable that the temporary difference will not reverse in the foreseeable future. Deferred tax assets arising from deductible temporary differences associated with such investments and interests are only recognised to the extent that it is probable that there will be sufficient taxable profits against which to utilise the benefits of the temporary differences and they are expected to reverse in the foreseeable future.

The carrying amount of deferred tax assets is reviewed at the end of each reporting period and reduced to the extent that it is no longer probable that sufficient taxable profits will be available to allow all or part of the asset to be recovered.

Deferred tax assets and liabilities are measured at the tax rates that are expected to apply in the period in which the liability is settled or the asset is realised, based on tax rate (and tax laws) that have been enacted or substantively enacted by the end of the reporting period.

NOTES TO THE CONSOLIDATED FINANCIAL STATEMENTS

3 SIGNIFICANT ACCOUNTING POLICIES *(Continued)*

(w) **Taxation** *(Continued)*

The measurement of deferred tax liabilities and assets reflects the tax consequences that would follow from the manner in which the Group expects, at the end of the reporting period, to recover or settle the carrying amount of its assets and liabilities. Current and deferred tax is recognised in profit or loss, except when it relates to items that are recognised in other comprehensive income or directly in equity, in which case, the current and deferred tax are also recognised in other comprehensive income or directly in equity respectively. Where current tax or deferred tax arises from the initial accounting for a business combination, the tax effect is included in the accounting for business combination.

(x) **Provisions**

Provisions are recognised when the Group has a present obligation as a result of a past event, and it is probable that the Group will be required to settle that obligation, and a reliable estimate can be made of the amount of the obligation. Provisions are measured at the best estimate of the consideration required to settle the present obligation at the end of the reporting period, taking into account the risks and uncertainties surrounding the obligation. Where a provision is measured using the cash flows estimated to settle the present obligation, its carrying amount is the present value of those cash flows (where the effect of the time value of money is material).

(y) **Non-current assets held for sale and discontinued operation**

Non-current assets are classified as held for sale if their carrying amounts will be recovered principally through a sales transaction rather than through continuing use. For this to be the case, the assets must be available for immediate sale in its present condition subject only to terms that are usual and customary for the sale of such assets and its sale must be highly probable.

Non-current assets classified as held for sale are measured at the lower of their carrying amounts and fair values less costs to sell. Property, plant and equipment and intangible assets classified as held for sale are not depreciated or amortised.

Discontinued operation is a component of the entity that has been disposed of or is classified as held for sale and that represents a major line of business or geographical area of operations, is part of a single co-ordinated plan to dispose of such a line of business or area of operations, or is a subsidiary acquired exclusively with a view to resale. The results of a discontinued operation are presented separately in the consolidated statement of profit or loss and other comprehensive income which are re-presented in the comparative period for the operation that is discontinued by the end of the reporting period.

NOTES TO THE CONSOLIDATED FINANCIAL STATEMENTS

3 SIGNIFICANT ACCOUNTING POLICIES *(Continued)*

(z) Related parties

- (a) A person, or a close member of that person's family, is related to the Group if that person:
 - (i) has control or joint control of the Group;
 - (ii) has significant influence over the Group; or
 - (iii) is a member of the key management personnel of the Group or the Group's parent.

- (b) An entity is related to the Group if any of the following conditions applies:
 - (i) The entity and the Group are members of the same group (which means that each parent, subsidiary and fellow subsidiary is related to the others);
 - (ii) One entity is an associate or joint venture of the other entity (or an associate or joint venture of a member of a group of which the other entity is a member);
 - (iii) Both entities are joint ventures of the same third party;
 - (iv) One entity is a joint venture of a third entity and the other entity is an associate of the third entity;
 - (v) The entity is a post-employment benefit plan for the benefit of employees of either the Group or an entity related to the Group;
 - (vi) The entity is controlled or jointly controlled by a person identified in Note 3(z)(a);
 - (vii) A person identified in Note 3(z)(a)(i) has significant influence over the entity or is a member of the key management personnel of the entity (or of a parent of the entity); and
 - (viii) The entity, or any member of a group of which it is a part, provides key management personnel services to the Group or to the Group's parent.

Close members of the family of a person are those family members who may be expected to influence, or be influenced by, that person in their dealings with the entity.

NOTES TO THE CONSOLIDATED FINANCIAL STATEMENTS

4 CRITICAL ACCOUNTING JUDGEMENTS AND KEY SOURCES OF ESTIMATION UNCERTAINTY

In the application of the Group's accounting policies, which are described in Note 3, the Directors are required to make judgements, estimates and assumptions about the carrying amounts of assets and liabilities that are not readily apparent from other sources. The estimates and associated assumptions are based on historical experience and other factors that are considered to be relevant. Actual results may differ from these estimates. The estimates and underlying assumptions are reviewed on an on-going basis. Revisions to accounting estimates are recognised in the period in which the estimate is revised if the revision affects only that period, or in the period of the revision and future periods if the revision affects both current and future periods.

Income taxes

As at 31 December 2021, a deferred tax asset of approximately HK\$9,096,000 (2020: approximately HK\$29,908,000) in relation to unused tax losses of approximately HK\$55,123,000 (2020: approximately HK\$193,872,000) has been recognised in the Group's consolidated statement of financial position. No deferred tax asset has been recognised in respect of the tax losses of approximately HK\$688,029,000 (2020: approximately HK\$688,431,000) due to the unpredictability of future profit streams. The realisability of the deferred tax asset mainly depends on whether sufficient future profits or taxable temporary differences will be available in the future. In cases where the actual future profits generated are more or less than expected, a material recognition or reversal of deferred tax asset may arise, which would be recognised in profit or loss for the period in which such a recognition or reversal takes places. More details are given in Note 22.

Useful lives and impairment of property, plant and equipment

The Group's management determines the estimated useful lives of its property, plant and equipment based on the historical experience of the actual useful lives of property, plant and equipment of similar nature and functions. Management will increase the depreciation charge where useful lives are less than previously estimated. The impairment loss for property, plant and equipment is recognised for the amount by which the carrying amount exceeds its recoverable amount. The carrying amount of property, plant and equipment at 31 December 2021 is approximately HK\$1,805,194,000 (2020: approximately HK\$1,828,893,000). More details are given in Note 13.

Impairment of goodwill and other intangible assets

Determining whether goodwill and other intangible assets are impaired requires an estimation of future cash flows expected to arise from the products developed and services provided and a suitable discount rate in order to calculate present value. Where the actual future cash flows are less than expected, a material impairment loss may arise. The carrying amounts of goodwill and other intangible assets at 31 December 2021 are approximately HK\$533,515,000 (2020: approximately HK\$533,515,000) and approximately HK\$92,755,000 (2020: approximately HK\$93,028,000) respectively. During the year ended 31 December 2021, no impairment has been recognised for other intangible assets. More details are given in Notes 17 and 18 respectively.

NOTES TO THE CONSOLIDATED FINANCIAL STATEMENTS

4 CRITICAL ACCOUNTING JUDGEMENTS AND KEY SOURCES OF ESTIMATION UNCERTAINTY *(Continued)*

Allowances for inventories

The management reviews the condition of the inventories of the Group and makes allowance for obsolete and slow-moving inventory items identified that are no longer suitable for sale and use in production. The management estimates the net realisable value for such inventories based primarily on the latest invoice prices and current market conditions. The Group carries out an inventory review on a product-by-product basis at the end of each reporting period as well as ageing analysis of the inventory and makes allowance for obsolete items. If the market conditions were deteriorating and more obsolete and slow-moving inventory items are being identified, additional allowances may be required. As at 31 December 2021, the carrying amount of inventories is approximately HK\$623,680,000 (2020: approximately HK\$606,555,000). More details are given in Note 23.

Impairment of trade receivables

The Group estimates the loss allowances for trade receivables by assessing the ECLs. This requires the use of estimates and judgements. ECLs are based on the Group's historical credit loss experience, adjusted for factors that are specific to the debtors, and an assessment of both the current and forecast general economic conditions at the end of reporting period. Where the estimation is different from the original estimate, such difference will affect the carrying amounts of trade receivables and thus the impairment loss in the period in which such estimate is changed. The Group keeps assessing the ECLs of trade receivables during their expected lives. As at 31 December 2021, the carrying amount of trade receivables is approximately HK\$212,316,000 (2020: approximately HK\$228,863,000). More details are given in Note 24.

Fair value measurements and valuation processes

Some of the Group's assets and liabilities are measured at fair value for financial reporting purposes. In estimating the fair value of an asset or a liability, the Group uses market-observable data to the extent it is available. Where observable market data are not available, the Group engages independent qualified valuers to perform the valuation and works closely with independent qualified valuers to establish the appropriate valuation techniques and inputs to the model.

The Group uses valuation techniques that include inputs that are not based on observable market data to estimate the fair value of certain types of financial instruments. The use of valuation models and assumptions in valuing these financial instruments is subjective and requires varying degrees of judgement.

NOTES TO THE CONSOLIDATED FINANCIAL STATEMENTS

4 CRITICAL ACCOUNTING JUDGEMENTS AND KEY SOURCES OF ESTIMATION UNCERTAINTY *(Continued)*

Compensation related to urban renewal project

As disclosed in Note 21, the Group and the Project Company (as defined in Note 21) entered into the Supplemental Agreement pursuant to which the Project Company has paid the balance of RMB400 million compensation money in December 2021. In addition, the Group has completed the relocation and FNES's (as defined in Note 21) operation license, official seal and land use certificate are held in custody by the Notary Office. Since the transaction was completed, the Group recognised the cash consideration amounted RMB400 million received as income and the properties to be received as other assets at 31 December 2021. Since the Group is unable to measure reliably the fair value of either the properties to be received or the properties given up, the properties to be received are measured at the carrying amount of the properties given up and recognised as other assets of approximately HK\$45,177,000 at 31 December 2021.

Provision for warranties

The policy for provision of warranties of the Group is based on the management's best estimate of the Group's liabilities under a 12-month warranty period granted on the sale of dyeing and finishing machines based on past experience. The actual settlement may differ from the estimation made by the management. If the amounts are settled for an amount greater than management's estimation, a future charge to profit or loss will result. Likewise, if the amounts are settled for an amount that is less than estimation, a future credit to profit or loss will result. As at 31 December 2021, the carrying amount of warranty provision is approximately HK\$10,586,000 (2020: approximately HK\$14,732,000). The movement of the warranty provision for the year is set out in Note 28.

Determining the lease term

As explained in policy Note 3(q), the lease liability is initially recognised at the present value of the lease payments payable over the lease term. In determining the lease term at the commencement date for leases that include renewal options exercisable by the Group, the Group evaluates the likelihood of exercising the renewal options taking into account all relevant facts and circumstances that create an economic incentive for the Group to exercise the option, including favourable terms, leasehold improvements undertaken and the importance of that underlying asset to the Group's operation. The lease term is reassessed when there is a significant event or significant change in circumstance that is within the Group's control. Any increase or decrease in the lease term would affect the amount of lease liabilities and right-of-use assets recognised in future years.

NOTES TO THE CONSOLIDATED FINANCIAL STATEMENTS

5 REVENUE AND SEGMENT INFORMATION

(a) Revenue

The Group is principally engaged in the manufacture and sale of dyeing and finishing machines, manufacture and sale of stainless steel casting products and trading of stainless steel supplies. The Group's provision of environmental protection services was regarded as a discontinued operation during the year ended 31 December 2020.

Disaggregation of revenue

Disaggregation of revenue from contracts with customers by major products or service lines is as follows:

| | 2021 HK\$'000 | 2020 HK\$'000 |
|---|------------------|------------------|
| Revenue from contracts with customers within the scope of HKFRS 15 | | |
| Continuing operations | | |
| Sales of dyeing and finishing machines | 2,163,588 | 1,756,331 |
| Sales of stainless steel casting products | 345,421 | 327,433 |
| Sales of stainless steel supplies | 163,458 | 191,713 |
| | 2,672,467 | 2,275,477 |

Disaggregation of revenue from contracts with customers from continuing operations by the timing of revenue recognition and by geographical markets is disclosed in Notes 5(b)(i) and 5(b)(iv) respectively.

(b) Segment reporting

Information reported to the Executive Directors of the Company, being the chief operating decision maker ("CODM"), for the purposes of resource allocation and assessment of segment performance focuses on the performance of each group company. Specifically, the Group's reportable segments under HKFRS 8 are aggregation of operating segments based on types of goods delivered or services provided, as follows:

1. Manufacture and sale of dyeing and finishing machines
2. Manufacture and sale of stainless steel casting products
3. Trading of stainless steel supplies

An operating segment regarding provision of environmental protection services was discontinued during the year ended 31 December 2020. The segment information reported does not include any amounts for the discontinued operation, which are described in more details in Note 10 to the consolidated financial statements.

NOTES TO THE CONSOLIDATED FINANCIAL STATEMENTS

5 REVENUE AND SEGMENT INFORMATION *(Continued)*

(b) Segment reporting *(Continued)*

(i) Segment revenues and results from continuing operations

The following is an analysis of the Group's revenue and results by reportable segment:

For the year ended 31 December 2021

| | Manufacture and sale of dyeing and finishing machines HK\$'000 | Manufacture and sale of stainless steel casting products HK\$'000 | Trading of stainless steel supplies HK\$'000 | Total HK\$'000 |
|--|---|---|---|-------------------|
| REVENUE | | | | |
| Point in time | 2,163,588 | 345,421 | 163,458 | 2,672,467 |
| External sales | 2,163,588 | 345,421 | 163,458 | 2,672,467 |
| Inter-segment sales | 83 | 21,985 | 131,301 | 153,369 |
| Segment revenue | 2,163,671 | 367,406 | 294,759 | 2,825,836 |
| Elimination | | | | (153,369) |
| Group revenue | | | | 2,672,467 |
| Segment profit | 221,289 | 8,170 | 5,716 | 235,175 |
| Interest income | | | | 1,443 |
| Finance costs | | | | (62,343) |
| Share of results of an associate | | | | (2,261) |
| Profit before tax from continuing operations | | | | 172,014 |

NOTES TO THE CONSOLIDATED FINANCIAL STATEMENTS

5 REVENUE AND SEGMENT INFORMATION *(Continued)*

(b) Segment reporting *(Continued)*

(i) Segment revenues and results from continuing operations *(Continued)*

For the year ended 31 December 2020

| | Manufacture and sale of dyeing and finishing machines HK\$'000 | Manufacture and sale of stainless steel casting products HK\$'000 | Trading of stainless steel supplies HK\$'000 | Total HK\$'000 |
|--|--|---|---|-------------------|
| REVENUE | | | | |
| Point in time | 1,756,331 | 327,433 | 191,713 | 2,275,477 |
| External sales | 1,756,331 | 327,433 | 191,713 | 2,275,477 |
| Inter-segment sales | 527 | 10,438 | 73,430 | 84,395 |
| Segment revenue | 1,756,858 | 337,871 | 265,143 | 2,359,872 |
| Elimination | | | | (84,395) |
| Group revenue | | | | 2,275,477 |
| Segment profit (loss) | 56,887 | 46,323 | (6,227) | 96,983 |
| Interest income | | | | 992 |
| Finance costs | | | | (50,467) |
| Share of results of an associate | | | | 96 |
| Profit before tax from continuing operations | | | | 47,604 |

The accounting policies of the operating segments are the same as the Group's accounting policies described in Note 3. Segment results represent the results of each segment excluding interest income, finance costs and share of results of an associate. This is the measure reported to the CODM for the purposes of resource allocation and performance assessment.

Inter-segment sales are charged at terms agreed between relevant parties.

NOTES TO THE CONSOLIDATED FINANCIAL STATEMENTS

5 REVENUE AND SEGMENT INFORMATION *(Continued)*

(b) Segment reporting *(Continued)*

(ii) Segment assets and liabilities

The following is an analysis of the Group's assets and liabilities by reportable segment:

As at 31 December 2021

| | Manufacture and sale of dyeing and finishing machines HK\$'000 | Manufacture and sale of stainless steel casting products HK\$'000 | Trading of stainless steel supplies HK\$'000 | A disposal group classified as held for sale HK\$'000 | Total HK\$'000 |
|-----------------------------------|---|--|--|---|-------------------|
| ASSETS | | | | | |
| Segment assets | 3,096,880 | 779,943 | 81,081 | 88,133 | 4,046,037 |
| Unallocated corporate assets | | | | | 449,743 |
| Consolidated total assets | | | | | 4,495,780 |
| LIABILITIES | | | | | |
| Segment liabilities | 1,110,307 | 202,855 | 57,868 | 36,944 | 1,407,974 |
| Unallocated corporate liabilities | | | | | 1,261,833 |
| Consolidated total liabilities | | | | | 2,669,807 |

NOTES TO THE CONSOLIDATED FINANCIAL STATEMENTS

5 REVENUE AND SEGMENT INFORMATION *(Continued)*

(b) Segment reporting *(Continued)*

(ii) Segment assets and liabilities *(Continued)*

The following is an analysis of the Group's assets and liabilities by reportable segment:
(Continued)

As at 31 December 2020

| | Manufacture and sale of dyeing and finishing machines HK\$'000 | Manufacture and sale of stainless steel casting products HK\$'000 | Trading of stainless steel supplies HK\$'000 | A disposal group classified as held for sale HK\$'000 | Total HK\$'000 |
|-----------------------------------|---|--|--|---|-------------------|
| ASSETS | | | | | |
| Segment assets | 3,083,969 | 709,777 | 115,860 | 11,408 | 3,921,014 |
| Unallocated corporate assets | | | | | 684,674 |
| Consolidated total assets | | | | | 4,605,688 |
| LIABILITIES | | | | | |
| Segment liabilities | 874,516 | 102,209 | 25,102 | 36,298 | 1,038,125 |
| Unallocated corporate liabilities | | | | | 1,819,388 |
| Consolidated total liabilities | | | | | 2,857,513 |

For the purposes of monitoring segment performances and allocating resources between segments:

- all assets are allocated to operating segments other than financial assets at FVOCI, investment in an associate, investment, deferred tax assets, tax recoverable as well as cash and bank balances; and
- all liabilities are allocated to operating segments other than tax liabilities, deferred tax liabilities and bank and other borrowings.

NOTES TO THE CONSOLIDATED FINANCIAL STATEMENTS

5 REVENUE AND SEGMENT INFORMATION *(Continued)*

(b) Segment reporting *(Continued)*

(iii) Other segment information

For the year ended 31 December 2021

Amounts included in the measure of segment results or segment assets:

| | Manufacture and sale of dyeing and finishing machines HK\$'000 | Manufacture and sale of stainless steel casting products HK\$'000 | Trading of stainless steel supplies HK\$'000 | Total HK\$'000 |
|--|---|--|---|-------------------|
| Additions to non-current assets excluded investment in associate, deferred tax assets and financial assets at FVOCI | 140,167 | 108,382 | 1,352 | 249,901 |
| Depreciation and amortisation | 108,599 | 20,421 | 6,258 | 135,278 |
| (Gain) loss on disposal of property, plant and equipment | (4,865) | - | 132 | (4,733) |
| Reversal of allowance for inventories, net | (1,635) | (2,225) | - | (3,860) |
| Allowance (reversal of allowance) for doubtful debts, net | 2,448 | (746) | (579) | 1,123 |

NOTES TO THE CONSOLIDATED FINANCIAL STATEMENTS

5 REVENUE AND SEGMENT INFORMATION *(Continued)*

(b) Segment reporting *(Continued)*

(iii) Other segment information *(Continued)*

For the year ended 31 December 2020

Amounts included in the measure of segment results or segment assets:

| | Manufacture and sale of dyeing and finishing machines HK\$'000 | Manufacture and sale of stainless steel casting products HK\$'000 | Trading of stainless steel supplies HK\$'000 | Total HK\$'000 |
|--|---|--|---|-------------------|
| Additions to non-current assets excluding investment in an associate, deferred tax assets and financial assets at FVOCI | 53,201 | 50,199 | 838 | 104,238 |
| Depreciation and amortisation | 66,387 | 10,140 | 14,545 | 91,072 |
| Loss (gain) on disposal of property, plant and equipment | 2,237 | (44) | 776 | 2,969 |
| Reversal of allowance for inventories, net | (23,885) | (9,055) | – | (32,940) |
| (Reversal of allowance) allowance for doubtful debts, net | (2,198) | (549) | 6 | (2,741) |

NOTES TO THE CONSOLIDATED FINANCIAL STATEMENTS

5 REVENUE AND SEGMENT INFORMATION *(Continued)*

(b) Segment reporting *(Continued)*

(iv) Geographical information

The Group's operations are located mainly in Hong Kong, the PRC and Germany.

Information about the Group's revenue from external customers from continuing operations is presented based on location of customers and information about its non-current assets is presented based on the geographical location of the assets, they are detailed below:

| | Revenue from external customers | | Non-current assets | |
|--|------------------------------------|------------------|--------------------|------------------|
| | 2021 HK\$'000 | 2020 HK\$'000 | 2021 HK\$'000 | 2020 HK\$'000 |
| The PRC | 1,313,308 | 1,129,302 | 2,424,826 | 2,331,340 |
| Hong Kong | 87,227 | 154,337 | 310,077 | 316,345 |
| Asia Pacific (other than the PRC and Hong Kong) | 621,076 | 461,624 | 192 | 370 |
| Europe | 428,078 | 329,596 | 164,771 | 193,631 |
| North and South America | 202,258 | 145,811 | 21,084 | 5,547 |
| Others | 20,520 | 54,807 | - | - |
| | 2,672,467 | 2,275,477 | 2,920,950 | 2,847,233 |

Non-current assets excluded investment in an associate, deferred tax assets, financial assets at FVOCI and those relating to a discontinued operation. The Directors considered that the cost to develop the revenue by individual countries for "Asia Pacific", "Europe", "North and South America" and "Others" are excessive and revenue included in these areas attributed to each individual country is not material.

No revenue generated from any single customer amounted to 10% or more of the Group's revenue for the years ended 31 December 2021 and 2020.

NOTES TO THE CONSOLIDATED FINANCIAL STATEMENTS

6 FINANCE COSTS

| | 2021 HK\$'000 | 2020 HK\$'000 |
|-------------------------------------|------------------|------------------|
| Continuing operations | | |
| Interest on borrowings | 49,385 | 65,077 |
| Less: Interest capitalised (Note i) | – | (21,460) |
| | 49,385 | 43,617 |
| Interest on lease liabilities | 927 | 1,340 |
| Bank charges | 12,031 | 5,510 |
| | 62,343 | 50,467 |

Note:

- (i) During the year ended 31 December 2020, finance costs on funds borrowed generally were capitalised at a rate ranging from 2.61% to 3.46% per annum.

7 INCOME TAX EXPENSE

| | 2021 HK\$'000 | 2020 HK\$'000 |
|---------------------------------------|------------------|------------------|
| Continuing operations | | |
| Hong Kong Profits Tax: | | |
| Current year | 3,720 | 5,107 |
| Over-provision in prior years | (612) | (148) |
| PRC Corporate Income Tax: | | |
| Current year | 131,834 | 11,530 |
| (Over) under-provision in prior years | (35) | 81 |
| Overseas income tax: | | |
| Current year | 503 | 245 |
| Over-provision in prior years | (916) | (1,512) |
| | 134,494 | 15,303 |
| Deferred tax (Note 22): | | |
| Current year | (40,278) | 13,164 |
| | 94,216 | 28,467 |

NOTES TO THE CONSOLIDATED FINANCIAL STATEMENTS

7 INCOME TAX EXPENSE *(Continued)*

Hong Kong Profits Tax is calculated at 16.5% of the estimated assessable profit for both years.

PRC Corporate Income Tax is charged at the statutory tax rate of 25% of the assessable income as determined in accordance with the relevant PRC tax rules and regulations, except that certain subsidiaries are subject to a preferential tax rate of 15%.

Taxation arising in other jurisdictions is calculated at rates prevailing in the respective jurisdictions.

Withholding tax is charged by tax authorities of the PRC in respect of interest income and dividend income received from subsidiaries incorporated in the PRC at rates of 5%–10% (2020: 5%–10%).

The income tax expense for the year can be reconciled to the profit (loss) per the consolidated statement of profit or loss and other comprehensive income as follows:

| | Continuing operations | | Discontinued operation | | Total | |
|--|-----------------------|------------------|------------------------|------------------|------------------|------------------|
| | 2021 HK\$'000 | 2020 HK\$'000 | 2021 HK\$'000 | 2020 HK\$'000 | 2021 HK\$'000 | 2020 HK\$'000 |
| Profit (loss) before tax | 172,014 | 47,604 | (6,760) | (30,777) | 165,254 | 16,827 |
| Tax at the Hong Kong Profits Tax rate of 16.5% | 28,382 | 7,855 | (1,115) | (5,078) | 27,267 | 2,777 |
| Tax effect of: | | | | | | |
| – expenses that are not deductible for tax purpose | 80,274 | 41,446 | – | 4,983 | 80,274 | 46,429 |
| – income that are not taxable for tax purpose | (10,261) | (33,037) | – | – | (10,261) | (33,037) |
| – tax losses not recognised | 1,077 | 18,986 | 1,690 | 2,711 | 2,767 | 21,697 |
| – different tax rates of subsidiaries operating in other jurisdictions | (2,807) | (951) | (575) | (2,616) | (3,382) | (3,567) |
| – utilisation of tax losses previously not recognised | (2,460) | (2,811) | – | – | (2,460) | (2,811) |
| – other deferred tax temporary differences previously not recognised | (348) | (30) | – | – | (348) | (30) |
| Over-provision in prior years, net | (1,563) | (1,579) | – | – | (1,563) | (1,579) |
| Withholding tax | 4,221 | 2,658 | – | – | 4,221 | 2,658 |
| Tax concession | (3,855) | (4,875) | – | – | (3,855) | (4,875) |
| Others | 1,556 | 805 | – | – | 1,556 | 805 |
| Income tax expense for the year | 94,216 | 28,467 | – | – | 94,216 | 28,467 |

NOTES TO THE CONSOLIDATED FINANCIAL STATEMENTS

8 PROFIT FOR THE YEAR FROM CONTINUING OPERATIONS

| | 2021 HK\$'000 | 2020 HK\$'000 |
|--|------------------|------------------|
| Continuing operations | | |
| Profit for the year has been arrived at after (crediting) charging: | | |
| Other income: | | |
| Claims and compensation received | – | (35) |
| Income from scraps sale | (11,561) | (3,007) |
| Lease modification | – | (324) |
| Government grants | (12,049) | (16,950) |
| Rental income | (1,720) | – |
| Others | (10,152) | (8,306) |
| Total other income | (35,482) | (28,622) |
| Other (gains) losses: | | |
| (Gain) loss on disposal of property, plant and equipment | (4,733) | 2,969 |
| Gain on disposal of land and properties related to urban renewal project (Note 21) | (400,990) | – |
| Foreign exchange loss, net | 8,322 | 3,470 |
| Compensation in excess of costs incurred related to urban renewal project (Note 21) | – | (141,298) |
| Total other gains | (397,401) | (134,859) |
| Amortisation of intangible assets | 273 | 2,224 |
| Depreciation | | |
| – owned assets | 106,060 | 60,243 |
| – right-of-use assets | 28,945 | 28,605 |
| Total depreciation and amortisation | 135,278 | 91,072 |
| Reversal of allowance for inventories (included in cost of sales) | (3,860) | (32,940) |
| Allowance (reversal of allowance) for doubtful debts, net | 1,123 | (2,741) |
| Auditor's remuneration | 3,364 | 3,317 |
| Cost of inventories recognised as an expense | 1,388,539 | 1,065,750 |
| Research and development costs | 81,756 | 81,778 |
| Lease payments not included in lease liabilities | 71 | 617 |
| Rental income from investment properties less direct outgoings (approximately HK\$493,000) | (1,227) | – |
| Staff costs, including directors' emoluments | | |
| Salaries, wages and other benefits | 743,496 | 643,435 |
| Retirement benefits scheme contributions | 39,671 | 24,612 |
| Total staff costs | 783,167 | 668,047 |

NOTES TO THE CONSOLIDATED FINANCIAL STATEMENTS

9 DIRECTORS' AND EMPLOYEES' EMOLUMENTS

(a) Directors' emoluments

The emoluments paid or payable to each Director were as follows:

| 2021 | Note | Fees HK\$'000 | Salaries and other benefits HK\$'000 | Retirement benefits scheme contributions HK\$'000 | Total emoluments HK\$'000 |
|--|------|------------------|---|---|---------------------------------|
| Executive Directors | | | | | |
| Ye Maoxin | | - | - | - | - |
| Guan Youping | | 1,258 | 1,224 | 3 | 2,485 |
| Guo Yunfei | (i) | 1,155 | 698 | 8 | 1,861 |
| Wu Xudong | (ii) | - | - | - | - |
| Non-executive Director | | | | | |
| Fong Kwok Leung, Kevin | | 180 | 1,200 | - | 1,380 |
| Independent Non-executive Directors | | | | | |
| Li Jianxin | | 200 | - | - | 200 |
| Ying Wei | (ii) | 200 | - | - | 200 |
| Yuen Ming Fai | (ii) | 180 | - | - | 180 |
| Total | | 3,173 | 3,122 | 11 | 6,306 |

NOTES TO THE CONSOLIDATED FINANCIAL STATEMENTS

9 DIRECTORS' AND EMPLOYEES' EMOLUMENTS *(Continued)*

(a) Directors' emoluments *(Continued)*

The emoluments paid or payable to each Director were as follows: *(Continued)*

| 2020 | Note | Fees HK\$'000 | Salaries and other benefits HK\$'000 | Retirement benefits scheme contributions HK\$'000 | Total emoluments HK\$'000 |
|--|-------|------------------|---|---|---------------------------------|
| Executive Directors | | | | | |
| Ye Maoxin | | – | – | – | – |
| Guan Youping | | – | 4,275 | 18 | 4,293 |
| Du Qianyi | (iii) | – | 2,742 | 18 | 2,760 |
| Wu Xudong | (ii) | – | – | – | – |
| Non-executive Director | | | | | |
| Fong Kwok Leung, Kevin | | 180 | 600 | – | 780 |
| Independent Non-executive Directors | | | | | |
| Li Jianxin | | 200 | – | – | 200 |
| Ying Wei | (ii) | 200 | – | – | 200 |
| Yuen Ming Fai | (ii) | 180 | – | – | 180 |
| Total | | 760 | 7,617 | 36 | 8,413 |

Notes:

- (i) Appointed on 1 January 2021
- (ii) Resigned on 1 March 2022
- (iii) Resigned on 31 December 2020

There were no arrangement under which a Director of the Company waived or agreed to waive any emolument during the year ended 31 December 2021 (2020: Mr. Fong Kwok Leung, Kevin had agreed to waive his emoluments for six months totally amounting to HK\$600,000).

NOTES TO THE CONSOLIDATED FINANCIAL STATEMENTS

9 DIRECTORS' AND EMPLOYEES' EMOLUMENTS *(Continued)*

(b) Employees' emoluments

The five individuals whose emoluments were the highest in the Group for the year include two (2020: two) Directors whose emoluments are reflected in the analysis presented above. The emoluments payable to the remaining three (2020: three) individuals during the year are as follows:

| | 2021 HK\$'000 | 2020 HK\$'000 |
|---|------------------|------------------|
| Salaries and other benefits | 8,393 | 8,098 |
| Retirement benefits scheme contribution | 330 | 226 |
| | 8,723 | 8,324 |

The emoluments of the remaining highest paid individual fell within the following bands:

| Emolument bands | Number of individual | |
|-----------------------|----------------------|------|
| | 2021 | 2020 |
| HK\$ | | |
| 2,000,001 – 2,500,000 | – | 1 |
| 2,500,001 – 3,000,000 | 1 | 1 |
| 3,000,001 – 3,500,000 | 2 | 1 |

During the years ended 31 December 2021 and 2020, no remuneration was paid by the Group to the Directors of the Company or the five highest paid individuals as an inducement to join or upon joining the Group or as compensation for loss of office.

(c) Senior management's emoluments

The emoluments paid or payable to the senior management fell within the following bands:

| Emolument bands | Number of individual | |
|-----------------------|----------------------|------|
| | 2021 | 2020 |
| HK\$ | | |
| Below 1,000,000 | 1 | 1 |
| 1,000,001 – 1,500,000 | 1 | – |
| 1,500,001 – 2,000,000 | 3 | 3 |
| 2,000,001 – 2,500,000 | – | 2 |
| 2,500,001 – 3,000,000 | 2 | 1 |
| 3,000,001 – 3,500,000 | 2 | 1 |

NOTES TO THE CONSOLIDATED FINANCIAL STATEMENTS

10 DISCONTINUED OPERATION AND A DISPOSAL GROUP HELD FOR SALE

Taian CSCE Environmental Engineering Technology Co., Ltd. (“Taian CSCE”), a subsidiary of the Group, has the operation rights to construct and operate animal carcass processing facilities for a period of 30 years whereas Taian China Science Environmental Engineering Co., Ltd. (“Taian CSEE”), a subsidiary of the Group, has the concession rights to operate kitchen wastes recycling treatment plant under service concession arrangements for a period of 30 years.

Having considered the adverse impact of the provision of environmental protection services on the Group’s overall financial performance and other factors, the Directors determined to terminate this business during the year ended 31 December 2020 and thus the operation of the provision of environmental protection services had been discontinued.

During the year ended 31 December 2020, Taian CSCE entered into an escrow operation agreement with Taisheng Environmental Services (Shandong) Co., Ltd. (“Taisheng”), an independent third party. According to the agreement, Taisheng has taken over the operation of the animal carcass processing facilities until the disposal of Taian CSCE. Before the disposal, the Group has no rights to the return on such operation which will be entitled to Taisheng pursuant to the agreement. Besides, the kitchen wastes recycling treatment plant has also been taken over by the Environmental Health Management Office of Taian City.

Given the above circumstances, the Group has lost control over the operations of the animal carcass processing facilities and the kitchen wastes recycling treatment plant and the Directors have determined to exclude the financial position, results and cash flows of Taian CSCE and Taian CSEE (collectively the “Deconsolidated Subsidiaries”) from the Group’s consolidated financial statements as at and for the year ended 31 December 2020.

NOTES TO THE CONSOLIDATED FINANCIAL STATEMENTS

10 DISCONTINUED OPERATION AND A DISPOSAL GROUP HELD FOR SALE

(Continued)

The results from the discontinued operation of the provision of environmental protection services for the years ended 31 December 2021 and 2020, which have been included in the consolidated statement of profit or loss and other comprehensive income for the years ended 31 December 2021 and 2020, are as follows:

| | 2021 HK\$'000 | 2020 HK\$'000 |
|--|------------------|------------------|
| Revenue | – | – |
| Interest income | 5,529 | – |
| Other income | – | 136 |
| Administrative and other expenses | (5,886) | (713) |
| Loss on disposal of disposal group | (6,403) | – |
| Impairment loss on assets held for sale | – | (30,200) |
| Loss before tax | (6,760) | (30,777) |
| Income tax | – | – |
| Loss for the year from a discontinued operation | (6,760) | (30,777) |
| Loss for the year from a discontinued operation attributable to: | | |
| Owners of the Company | (536) | (12,626) |
| Non-controlling interests | (6,224) | (18,151) |
| | (6,760) | (30,777) |

NOTES TO THE CONSOLIDATED FINANCIAL STATEMENTS

10 DISCONTINUED OPERATION AND A DISPOSAL GROUP HELD FOR SALE

(Continued)

Loss for the year from the discontinued operation of the provision of environmental protection services has been arrived at after charging:

| | 2021 HK\$'000 | 2020 HK\$'000 |
|--|------------------|------------------|
| Impairment loss on assets held for sale | – | 30,200 |
| Loss on disposal of disposal group | 6,403 | – |
| Loss allowance on other receivables | 1,004 | – |
| Staff costs – salaries, wages and other benefits | – | 363 |

The net cash flows incurred by the discontinued operation of the provision of environmental protection services for the years ended 31 December 2021 and 2020 were as follows:

| | 2021 HK\$'000 | 2020 HK\$'000 |
|---------------------------------------|------------------|------------------|
| Net cash used in operating activities | (2) | (3) |
| Net cash used in investing activities | – | (827) |
| Net cash from financing activities | – | – |

NOTES TO THE CONSOLIDATED FINANCIAL STATEMENTS

10 DISCONTINUED OPERATION AND A DISPOSAL GROUP HELD FOR SALE

(Continued)

During the year ended 31 December 2020, the Directors decided to discontinue the operation of the provision of environmental protection services and initiate a program to dispose the segment. The major class of assets and liabilities of the disposal group classified as held for sale as at 31 December 2021 and 2020 were as follows:

| | 2021 HK\$'000 | 2020 HK\$'000 |
|--|------------------|------------------|
| Assets of a disposal group classified as held for sale | | |
| Investment | – | 108,732 |
| Property, plant and equipment | 20 | 4,348 |
| Intangible assets | – | 1,222 |
| Trade and other receivables | 88,113 | 5,838 |
| Cash and bank balances | 22 | 24 |
| Total assets of a disposal group classified as held for sale | 88,155 | 120,164 |
| Liabilities of a disposal group classified as held for sale | | |
| Other payables | (36,944) | (36,298) |
| Deferred tax liabilities | – | (337) |
| Total liabilities of a disposal group classified as held for sale | (36,944) | (36,635) |

At 31 December 2021, the translation reserve of the Group includes a cumulative exchange gain recognised in other comprehensive income of approximately HK\$4,060,000 (2020: HK\$5,844,000) relating to the disposal group classified as held for sale.

At 31 December 2020, the recoverable amount of the disposal group was measured at the lower of the carrying amount and fair value less costs to sell in accordance with HKFRS 5. The fair value less costs to sell of the investment of HK\$108,732,000 was estimated based on a valuation report prepared by an independent professional valuer using the market approach under which the price to book ratio of comparable listed companies was used and adjusted for lack of marketability discount of 15%. Its fair value was classified within level 3 of the fair value hierarchy.

During the year ended 31 December 2021, the Group has completed the disposal of the equity interests of Taian CSCE, Taian CSEE and certain subsidiaries within the disposal group at a total consideration of approximately RMB23,298,000 resulting in a loss of approximately HK\$6,403,000.

NOTES TO THE CONSOLIDATED FINANCIAL STATEMENTS

11 DIVIDENDS

| | 2021 HK\$'000 | 2020 HK\$'000 |
|---|------------------|------------------|
| Proposed final dividend: 1 HK cent (2020: Nil HK cent) per share | 11,002 | – |
| | 11,002 | – |

The final dividend in respect of the year ended 31 December 2021 of 1 HK cent (2020: Nil HK cent) per share has been proposed by the Board of Directors and is subject to the approval at the forthcoming annual general meeting of the Company.

No interim dividend was declared and paid in respect of the years ended 31 December 2021 and 2020.

12 EARNINGS PER SHARE

(a) From continuing and discontinued operations

The calculation of the basic earnings per share from continuing and discontinued operations attributable to owners of the Company is based on the following data:

| | 2021 HK\$'000 | 2020 HK\$'000 |
|---|------------------|------------------|
| Profit for the year attributable to owners of the Company for the purpose of calculation of basic earnings per share | 77,005 | 6,289 |
| | '000 | '000 |
| Number of ordinary shares for the purpose of basic earnings per share | 1,100,217 | 1,100,217 |

Diluted earnings per share for the years ended 31 December 2021 and 2020 is same as the basic earnings per share as the Group has no potential ordinary shares in issue during the years.

NOTES TO THE CONSOLIDATED FINANCIAL STATEMENTS

12 EARNINGS PER SHARE *(Continued)*

(b) From continuing operations

The calculation of the basic earnings per share from continuing operations attributable to owners of the Company is based on the following data:

| | 2021 HK\$'000 | 2020 HK\$'000 |
|---|------------------|------------------|
| Profit for the year attributable to owners of the Company | 77,005 | 6,289 |
| Less: Loss for the year from a discontinued operation attributable to owners of the Company | (536) | (12,626) |
| Profit for the year from continuing operations attributable to owners of the Company for the purpose of calculation of basic earnings per share | 77,541 | 18,915 |

The denominators used are the same as those detailed in Note 12(a) above for both basic and diluted earnings per share.

(c) From a discontinued operation

The calculation of the basic loss per share from a discontinued operation attributable to owners of the Company is based on the following data:

| | 2021 HK\$'000 | 2020 HK\$'000 |
|---|------------------|------------------|
| Loss for the year from a discontinued operation attributable to owners of the Company | (536) | (12,626) |

The denominators used are the same as those detailed in Note 12(a) above for both basic and diluted loss per share.

| | 2021 | 2020 |
|----------------|----------------|-----------------|
| Loss per share | | |
| – Basic | (0.05) HK cent | (1.15) HK cents |
| – Diluted | (0.05) HK cent | (1.15) HK cents |

NOTES TO THE CONSOLIDATED FINANCIAL STATEMENTS

13 PROPERTY, PLANT AND EQUIPMENT

| | Freehold land HK\$'000 | Buildings HK\$'000 | Leasehold land and buildings HK\$'000 | Leasehold improvements HK\$'000 | Plant and machinery HK\$'000 | Furniture and equipment HK\$'000 | Motor vehicles HK\$'000 | Moulds and tools HK\$'000 | Construction in progress HK\$'000 | Total HK\$'000 |
|--|------------------------------|-----------------------|--|---------------------------------------|------------------------------------|--|-------------------------------|---------------------------------|---|-------------------|
| COST | | | | | | | | | | |
| At 1 January 2020 | 8,203 | 512,095 | 325,636 | 15,953 | 484,122 | 193,708 | 38,751 | 82,645 | 931,585 | 2,592,698 |
| Currency realignment | 761 | 32,578 | - | 742 | 34,690 | 21,682 | 1,560 | 5,081 | 70,390 | 167,484 |
| Reclassification | - | 907,819 | - | - | - | 44 | - | - | (907,863) | - |
| Additions | - | - | - | - | 6,392 | 3,723 | 1,622 | 2,098 | 88,429 | 102,264 |
| Disposals/write off | - | - | - | (1,331) | (4,496) | (4,793) | (6,152) | (501) | (778) | (18,051) |
| Deconsolidation of subsidiaries (Note 39) | - | - | - | - | - | (2,683) | (710) | - | (23,202) | (26,595) |
| Classified as held for sale | - | - | - | - | - | (112) | (271) | - | (3,831) | (4,214) |
| At 31 December 2020 and 1 January 2021 | 8,964 | 1,452,492 | 325,636 | 15,364 | 520,708 | 211,569 | 34,800 | 89,323 | 154,730 | 2,813,586 |
| Currency realignment | (662) | 44,203 | - | 360 | 10,875 | (1,291) | 643 | 2,535 | 4,654 | 61,317 |
| Reclassification | - | 125,361 | - | - | 101,390 | - | - | - | (226,751) | - |
| Additions | - | 106,535 | - | 930 | 17,332 | 17,138 | 1,743 | 1,567 | 102,819 | 248,064 |
| Disposals/write off | - | (24,444) | - | (381) | (67,287) | (5,351) | (1,288) | (19) | (538) | (99,308) |
| Reclassified as other assets (Note 21) | - | (268,160) | - | - | - | - | - | - | - | (268,160) |
| Reclassified as investment properties (Note 14) | - | - | (162,818) | - | - | - | - | - | - | (162,818) |
| At 31 December 2021 | 8,302 | 1,435,987 | 162,818 | 16,273 | 583,018 | 222,065 | 35,898 | 93,406 | 34,914 | 2,592,681 |
| ACCUMULATED DEPRECIATION | | | | | | | | | | |
| At 1 January 2020 | - | 285,985 | 15,056 | 12,073 | 328,464 | 131,913 | 30,827 | 67,709 | - | 872,027 |
| Currency realignment | - | 19,373 | - | 741 | 21,218 | 9,334 | 1,313 | 4,454 | - | 56,433 |
| Provided for the year | - | 14,283 | 11,290 | 344 | 21,850 | 17,673 | 2,122 | 3,971 | - | 71,533 |
| Eliminated on disposals/ write off | - | - | - | (851) | (4,020) | (3,382) | (5,859) | (462) | - | (14,574) |
| Deconsolidation of subsidiaries (Note 39) | - | - | - | - | - | (314) | (283) | - | - | (597) |
| Classified as held for sale | - | - | - | - | - | (44) | (85) | - | - | (129) |
| At 31 December 2020 and 1 January 2021 | - | 319,641 | 26,346 | 12,307 | 367,512 | 155,180 | 28,035 | 75,672 | - | 984,693 |
| Currency realignment | - | 9,183 | - | 360 | 8,774 | (562) | 505 | 2,202 | - | 20,462 |
| Provided for the year | - | 68,975 | 8,685 | 347 | 18,150 | 14,572 | 1,675 | 2,341 | - | 114,745 |
| Eliminated on disposals/ write off | - | (23,016) | - | (381) | (58,458) | (4,692) | (1,165) | (17) | - | (87,729) |
| Reclassified as other assets (Note 21) | - | (228,689) | - | - | - | - | - | - | - | (228,689) |
| Reclassified as investment properties (Note 14) | - | - | (15,995) | - | - | - | - | - | - | (15,995) |
| At 31 December 2021 | - | 146,094 | 19,036 | 12,633 | 335,978 | 164,498 | 29,050 | 80,198 | - | 787,487 |
| CARRYING VALUE | | | | | | | | | | |
| At 31 December 2021 | 8,302 | 1,289,893 | 143,782 | 3,640 | 247,040 | 57,567 | 6,848 | 13,208 | 34,914 | 1,805,194 |
| At 31 December 2020 | 8,964 | 1,132,851 | 299,290 | 3,057 | 153,196 | 56,389 | 6,765 | 13,651 | 154,730 | 1,828,893 |

NOTES TO THE CONSOLIDATED FINANCIAL STATEMENTS

13 PROPERTY, PLANT AND EQUIPMENT *(Continued)*

The above items of property, plant and equipment, other than the freehold land and construction in progress, are depreciated on a straight-line basis at the following rates per annum:

| | |
|-------------------------|--|
| Leasehold land | Over the terms of the leases |
| Buildings | Over the terms of the leases or 5%, whichever is shorter |
| Leasehold improvements | 10% |
| Plant and machinery | 10% – 20% |
| Furniture and equipment | 20% – 33% |
| Motor vehicles | 20% – 25% |
| Moulds and tools | 20% |

At 31 December 2021, included in the property, plant and equipment is the Group's right-of-use assets, in respect of leasehold land and buildings under medium-term lease located in Hong Kong of approximately HK\$143,782,000 (2020: approximately HK\$299,290,000) of which the Group is the registered owner of these properties interests. The Group holds commercial properties for its operations in Hong Kong, where its office premises are located. Lump sum payments were made upfront to acquire these properties interests from their previous registered owner in Hong Kong, and there are no ongoing payments to be made under the terms of the land lease, other than payments based on rateable values set by the government authorities. These payments vary from time to time and are payable to the government authorities.

An analysis of the Group's leasehold land, freehold land and buildings is as follows:

| | 2021 HK\$'000 | 2020 HK\$'000 |
|---|------------------|------------------|
| Buildings on land under long-term leases located in the PRC | 762 | 685 |
| Buildings on land under medium-term leases located in the PRC | 1,283,777 | 1,126,025 |
| Freehold land and buildings in Europe | 13,656 | 15,105 |
| Leasehold land and buildings under medium-term lease located in Hong Kong | 143,782 | 299,290 |
| | 1,441,977 | 1,441,105 |

None of the property, plant and equipment is pledged as at 31 December 2021 and 2020.

NOTES TO THE CONSOLIDATED FINANCIAL STATEMENTS

14 INVESTMENT PROPERTIES

| | HK\$'000 |
|---|----------------|
| COST | |
| At 1 January 2021 | – |
| Reclassified from property, plant and equipment (Note 13) | 162,818 |
| At 31 December 2021 | 162,818 |
| ACCUMULATED DEPRECIATION | |
| At 1 January 2021 | – |
| Reclassified from property, plant and equipment (Note 13) | 15,995 |
| Provided for the year | 2,823 |
| At 31 December 2021 | 18,818 |
| CARRYING VALUE | |
| At 31 December 2021 | 144,000 |

The investment properties are depreciated on a straight-line basis at the following rates per annum:

| | |
|----------------|--|
| Leasehold land | Over the terms of the leases |
| Buildings | Over the terms of the leases or 5%, whichever is shorter |

At 31 December 2021, the investment properties are under medium-term lease located in Hong Kong of which the Group is the registered owner of these properties interests.

The fair value of the investment properties at 31 December 2021 is approximately HK\$152,250,000.

During the year ended 31 December 2021, there were no transfers between Level 1 and Level 2, or transfers into or out of Level 3. The Group's policy is to recognise transfers between levels of fair value hierarchy as at the end of the reporting period in which they occur.

The fair value used in the fair valuation of the investment properties measured at the end of the reporting period is categorised as Level 2 of fair value hierarchy as defined in HKFRS 13.

The fair value of investment properties is determined using market comparison approach by reference to recent sales price of comparable properties on a price per square foot basis using market data which is publicly available.

NOTES TO THE CONSOLIDATED FINANCIAL STATEMENTS

15 RIGHT-OF-USE ASSETS

| | Leasehold properties HK\$'000 |
|--|-------------------------------------|
| COST | |
| At 1 January 2020 | 52,754 |
| Currency realignment | 2,899 |
| Addition | 1,975 |
| Lease modification | 2,565 |
| At 31 December 2020 and 1 January 2021 | 60,193 |
| Currency realignment | (2,476) |
| Addition | 1,837 |
| At 31 December 2021 | 59,554 |
| ACCUMULATED DEPRECIATION | |
| At 1 January 2020 | 7,346 |
| Currency realignment | 719 |
| Charge for the year | 12,179 |
| Lease modification | (612) |
| At 31 December 2020 and 1 January 2021 | 19,632 |
| Currency realignment | (823) |
| Charge for the year | 11,963 |
| At 31 December 2021 | 30,772 |
| CARRYING VALUE | |
| At 31 December 2021 | 28,782 |
| At 31 December 2020 | 40,561 |

The Group has entered into lease agreements to obtain the right to use properties as its office premises, factories, godowns and residential units for its employees and as a result incurred lease liabilities (Note 29). The leases typically run for an initial period of 2 to 10 years. Lease terms are negotiated on an individual/group basis and contain a wide range of different terms and conditions. The lease agreements do not impose any covenants, but leased assets may not be used as security for borrowing purposes.

In addition to the above, the Group has right-of-use assets related to properties interests of which the Group is the registered owner. They are included in “property, plant and equipment”, “investment properties” and “prepaid lease payments”. Details of which are set out in Notes 13, 14 and 16 respectively.

NOTES TO THE CONSOLIDATED FINANCIAL STATEMENTS

16 PREPAID LEASE PAYMENTS

| | 2021 HK\$'000 | 2020 HK\$'000 |
|--|------------------|------------------|
| The Group's prepaid lease payments comprise: | | |
| Leasehold land in the PRC: | | |
| Long-term leases | 1,405 | 1,390 |
| Medium-term leases | 208,321 | 213,802 |
| | 209,726 | 215,192 |

Movement in prepaid lease payments:

| | 2021 HK\$'000 | 2020 HK\$'000 |
|--|------------------|------------------|
| At beginning of the year | 215,192 | 208,342 |
| Currency realignment | 5,714 | 11,986 |
| Amortisation of prepaid lease payments | (5,474) | (5,136) |
| Reclassified as other assets (Note 21) | (5,706) | – |
| At end of the year | 209,726 | 215,192 |

None of the prepaid lease payments is pledged as at 31 December 2021 and 2020.

NOTES TO THE CONSOLIDATED FINANCIAL STATEMENTS

17 GOODWILL

| | 2021 HK\$'000 | 2020 HK\$'000 |
|--|------------------|------------------|
| At beginning of the year and end of the year | 533,515 | 533,515 |

Goodwill acquired through business combination has been allocated to the cash-generating units that are expected to benefit from that business combination. Before recognition of impairment losses, the carrying amount of goodwill had been allocated as follows:

| | 2021 HK\$'000 | 2020 HK\$'000 |
|-------------------------------|------------------|------------------|
| Dyeing and finishing machines | 533,515 | 533,515 |

The recoverable amount of the cash-generating unit related to dyeing and finishing machines has been determined based on a value-in-use calculation using cash flow projections based on financial budgets covering a five-year period approved by senior management. The pre-tax discount rate applied to the cash flow projections is 14.84% (2020: 12.74%). The growth rate used to extrapolate the cash flows of the cash-generating unit beyond the five-year period is 3% (2020: 3%).

Assumptions were used in the value-in-use calculation of the cash-generating unit at 31 December 2021 and 31 December 2020. The following describes each key assumption on which management has based its cash flow projections to undertake impairment testing:

Budgeted sale growth rate – The budgeted sales annual growth rate of 3% (2020: 3%) is based on the historical sales data and market outlook perceived by management.

Discount rate – The discount rate used is before tax and reflects specific risks relating to the cash-generating unit.

Growth rate – The Group determines the growth rate which shall not exceed the long-term average gross growth rate of the business in which the cash-generating unit operates.

The values assigned to the key assumptions on discount rate and growth rate are consistent with external information sources.

NOTES TO THE CONSOLIDATED FINANCIAL STATEMENTS

18 INTANGIBLE ASSETS

| | Intellectual property rights HK\$'000 | Trademarks and licenses HK\$'000 | Concession rights HK\$'000 | Operation rights HK\$'000 | Total HK\$'000 |
|--|---|--|----------------------------------|---------------------------------|-------------------|
| COST | | | | | |
| At 1 January 2020 | 45,355 | 90,727 | 111,827 | 52,377 | 300,286 |
| Currency realignment | 828 | - | - | - | 828 |
| Deconsolidation of subsidiaries (Note 39) | - | - | (106,993) | (52,377) | (159,370) |
| Classified as held for sale | - | - | (4,834) | - | (4,834) |
| At 31 December 2020 and 1 January 2021 | 46,183 | 90,727 | - | - | 136,910 |
| Currency realignment | (720) | - | - | - | (720) |
| At 31 December 2021 | 45,463 | 90,727 | - | - | 136,190 |
| ACCUMULATED AMORTISATION | | | | | |
| At 1 January 2020 | 40,995 | - | 6,586 | 3,274 | 50,855 |
| Currency realignment | 663 | - | - | - | 663 |
| Provided for the year | 2,224 | - | - | - | 2,224 |
| Deconsolidation of subsidiaries (Note 39) | - | - | (6,249) | (3,274) | (9,523) |
| Classified as held for sale | - | - | (337) | - | (337) |
| At 31 December 2020 and 1 January 2021 | 43,882 | - | - | - | 43,882 |
| Currency realignment | (720) | - | - | - | (720) |
| Provided for the year | 273 | - | - | - | 273 |
| At 31 December 2021 | 43,435 | - | - | - | 43,435 |
| ACCUMULATED IMPAIRMENT | | | | | |
| At 1 January 2020 | - | - | 14,146 | 15,414 | 29,560 |
| Deconsolidation of subsidiaries (Note 39) | - | - | (10,797) | (15,414) | (26,211) |
| Classified as held for sale | - | - | (3,349) | - | (3,349) |
| At 31 December 2020, 1 January 2021 and 31 December 2021 | - | - | - | - | - |
| CARRYING VALUE | | | | | |
| At 31 December 2021 | 2,028 | 90,727 | - | - | 92,755 |
| At 31 December 2020 | 2,301 | 90,727 | - | - | 93,028 |

NOTES TO THE CONSOLIDATED FINANCIAL STATEMENTS

18 INTANGIBLE ASSETS *(Continued)*

Amortisation of approximately HK\$273,000 (2020: approximately HK\$2,224,000) is included in “administrative and other expenses” in profit or loss.

Intellectual property rights

Intellectual property rights above have finite useful lives, over which the assets are amortised. The amortisation rates of intellectual property rights range from 6% to 20% per annum.

Trademarks and licenses

The useful lives of the trademarks and licenses are assessed to be indefinite. The factors considered in the assessment of the useful lives of the trademarks and licenses include analysis of the market and competitive trends, product life cycles and management’s long-term strategic development. Overall, these factors provided evidence that the trademarks and licenses are expected to generate long-term net cash inflows to the Group indefinitely.

Impairment test for trademarks and licenses with indefinite useful lives

For the purposes of impairment testing, the carrying amount of goodwill and the intangible assets with indefinite useful lives is allocated to the cash-generating unit, i.e., dyeing and finishing machines. The key assumptions used in the impairment test of the intangible assets with indefinite useful lives are given in Note 17.

Concession rights

Concession rights represent rights to operate kitchen wastes recycling treatment plant and municipal sewage sludge treatment plant under service concession arrangements for a period of 30 years. Those concession rights are amortised on a straight-line basis according to the remaining beneficial periods of such facilities of approximately 26 years.

NOTES TO THE CONSOLIDATED FINANCIAL STATEMENTS

19 FINANCIAL ASSETS AT FAIR VALUE THROUGH OTHER COMPREHENSIVE INCOME

| | Note | 2021 HK\$'000 | 2020 HK\$'000 |
|---|------|------------------|------------------|
| Financial assets at fair value through other comprehensive income | (i) | | |
| Unlisted equity securities | | 114,087 | 158,082 |
| | | 114,087 | 158,082 |

Note:

- (i) The Group designated its investment at FVOCI (non-recycling) as the investment is held for strategic purposes. No dividends were received on this investment during the year (2020: Nil).

20 INVESTMENT IN AN ASSOCIATE

| | 2021 HK\$'000 | 2020 HK\$'000 |
|---|------------------|------------------|
| At beginning of the year | 29,620 | 27,726 |
| Post-acquisition (loss) profit and reserve for the year | (1,148) | 1,894 |
| At end of the year | 28,472 | 29,620 |

NOTES TO THE CONSOLIDATED FINANCIAL STATEMENTS

20 INVESTMENT IN AN ASSOCIATE *(Continued)*

Particulars of the Group's associate at the end of the reporting period are as follows:

| Name of Company | Form of business structure | Place of incorporation/ operation | Proportion of ownership interest Group's effective interest | Held by a subsidiary | Principal activities |
|---|----------------------------|-----------------------------------|---|----------------------|---|
| Yantai Yelin Textile Technology Co., Ltd. 煙臺業林紡織科技有限公司 ("Yantai Yelin") | Incorporated | The PRC | 25% (2020: 25%) | 25% (2020: 25%) | Printing, dyeing and finishing of high-end fabrics business |

The Group's associate is accounted for using the equity method in these consolidated financial statements.

The summarised financial information in respect of the associate, Yantai Yelin, is set out below:

| | 2021 HK\$'000 | 2020 HK\$'000 |
|---------------------------------|------------------|------------------|
| Gross amounts of the associate: | | |
| Current assets | 106,493 | 86,759 |
| Non-current assets | 188,211 | 194,734 |
| Current liabilities | (128,915) | (105,625) |
| Non-current liabilities | (51,903) | (57,390) |
| Total equity | 113,886 | 118,478 |

| | 2021 HK\$'000 | 2020 HK\$'000 |
|----------------------------|------------------|------------------|
| Revenue | 164,944 | 72,521 |
| (Loss) profit for the year | (9,047) | 383 |

| | | |
|--|---------|---------|
| Reconciled to the Group's interest in the associate: | | |
| Gross amounts of net assets of the associate | 113,886 | 118,478 |
| Group's effective interest | 25% | 25% |
| Group's share of net assets of the associate | 28,472 | 29,620 |

| | | |
|--|--------|--------|
| Carrying amount of the Group's interest in the associate | 28,472 | 29,620 |
|--|--------|--------|

NOTES TO THE CONSOLIDATED FINANCIAL STATEMENTS

21 OTHER ASSETS

On 28 March 2014, Fong's National Engineering (Shenzhen) Company, Limited (立信染整機械(深圳)有限公司) ("FNES"), an indirect wholly-owned subsidiary of the Company, entered into a Co-operation Agreement (the "Agreement") with a third party (the "Project Company"), for the redevelopment of FNES's existing land (the "Land") in Shenzhen by way of urban renewal (the "Urban Renewal Project").

Pursuant to the Agreement, the parties have designated the Project Company as the sole principal of the Urban Renewal Project with the sole right to redevelop and reconstruct the Land based on the terms of the Agreement. The Project Company is responsible for obtaining approvals from the PRC government for the redevelopment and reconstruction works contemplated under the Urban Renewal Project, including the demolition of the existing properties, the design, construction, completion and operation of the proposed facilities to be constructed on the redeveloped Land, and paying all costs in connection therewith (including reconstruction expenses, renovation expenses and land premium). FNES is responsible for the provision of the Land.

As part of the Agreement, FNES will receive (through resettlement and demolition compensation) (i) RMB1 billion in cash; and (ii) substitution of part of the existing properties on the Land (with a gross floor area of approximately 29,391 m²) with facilities to be constructed on the redeveloped Land with a total gross floor area of approximately 30,000 m² (and, in addition, at least 100 car-parks).

Details of the co-operation on the Urban Renewal Project have been disclosed in the Company's circular dated 25 April 2014.

The Agreement has become effective upon the fulfilment of certain conditions precedent, including the approval of the Agreement by the shareholders at the special general meeting of the Company held on 15 May 2014 and by the State-owned Assets Supervision and Administration Commission of the State Council (the "SASAC") on 23 December 2014 respectively.

On 22 December 2014, FNES received the first installment payment of RMB100 million.

As advised by the Project Company, due to the delay in obtaining the approval of the Agreement by SASAC and various recent measures implemented by the PRC government in administering the urban renewal projects in Shenzhen, it would take much longer than expected to obtain approvals of the Urban Renewal Project proposal by the relevant governmental authorities in Shenzhen. In view of the above, the Project Company had requested FNES to amend the terms of the Agreement regarding the deferral of the second and third installment payments of the cash compensation from on or before 31 December 2015 to on or before 30 September 2016.

On 2 April 2015, it was conditionally agreed in writing ("Supplemental Agreement") to defer the second and third installment payments subject to the approval of the shareholders of the Company. The Supplemental Agreement was approved by the shareholders at the annual general meeting of the Company held on 21 May 2015. Details of the variation of the terms of the Urban Renewal Project were disclosed in the Company's circular dated 21 April 2015.

In 2016, the Project Company had requested FNES to agree to a further deferral of the third installment payment of the cash compensation on or before 30 September 2017.

NOTES TO THE CONSOLIDATED FINANCIAL STATEMENTS

21 OTHER ASSETS *(Continued)*

On 13 April 2016, it was conditionally agreed in writing (“Second Supplemental Agreement”) to defer the third installment payment subject to the approval of the shareholders of the Company. The Second Supplemental Agreement was approved by the shareholders at the special general meeting of the Company held on 25 May 2016. Details of the further variation of the terms of the Urban Renewal Project were disclosed in the Company’s circular dated 6 May 2016.

On 30 September 2016 and 29 September 2017, FNES received the second and third installment payments of RMB100 million each respectively.

On 28 November 2019, it was agreed in writing (“Third Supplemental Agreement”) that the Project Company has agreed to advance FNES a further amount RMB50 million as the fourth installment before 31 December 2019 and the payment was made on 18 December 2019. In addition, in accordance with the Third Supplemental Agreement, the total amount of RMB350 million is non-refundable and used to compensate the reallocation expenses, including plant disposal, employees’ compensation and business losses arising from the reallocation, incurred during the year ended 31 December 2019. Details of variation of the terms of the Urban Renewal Project were disclosed in the Company’s announcement dated 20 December 2019.

On 24 June 2020, it was agreed in writing (“Fourth Supplemental Agreement”) that the Project Company has agreed to advance FNES a further amount of RMB50 million as the fifth installment before 30 June 2020 and the payment was made on 30 June 2020. On 2 November 2020, it was agreed in writing (“Fifth Supplemental Agreement”) that the Project Company has agreed to advance FNES a further amount of RMB75 million as the sixth installment before 15 November 2020 and a further amount of RMB75 million as the seventh installment before 15 December 2020. The payments were made on 30 November 2020 and 25 December 2020 respectively. On 25 December 2020, it was agreed in writing (“Sixth Supplemental Agreement”) that the Project Company has agreed to advance FNES a further amount of RMB50 million as the eighth installment before 30 March 2021 and the payment was made on 30 March 2021. In addition, in accordance with the Sixth Supplemental Agreement, the total amount of RMB250 million received and receivable is non-refundable and used to compensate the reallocation expenses, including plant disposal, employees’ compensation and business losses arising from the reallocation, incurred during the year ended 31 December 2020.

On 30 September 2021, it was agreed in writing (“Seventh Supplemental Agreement”) that the Project Company has agreed to pay the balance of RMB400 million in two instalments. The payments were made on 6 December 2021 and 20 December 2021 respectively. Since the relocation has been completed, the Group has recognised RMB400 million as income resulting from a gain of approximately HK\$401 million during the year ended 31 December 2021.

Apart from the RMB1 billion cash consideration, the Group should also receive properties with a total gross floor area of approximately 30,000 m² and at least 100 car-parks in exchange of the properties given up by the Group. Since the Group is unable to measure reliably the fair value of either the properties to be received or the properties given up, the properties to be received is measured at the carrying amount of the properties given up and recognised as other assets of approximately HK\$45,177,000 at 31 December 2021.

NOTES TO THE CONSOLIDATED FINANCIAL STATEMENTS

22 DEFERRED TAXATION

The following is the analysis of the deferred tax balances for financial reporting purposes:

| | 2021 HK\$'000 | 2020 HK\$'000 |
|--------------------------|------------------|------------------|
| Deferred tax assets | 12,574 | 41,272 |
| Deferred tax liabilities | (35,682) | (103,309) |
| | (23,108) | (62,037) |

The following are the major deferred tax liabilities (assets) recognised and movements thereon during the current and prior years:

| | Accelerated tax depreciation HK\$'000 | Provisions HK\$'000 | Allowance for doubtful debts HK\$'000 | Tax losses HK\$'000 | Distributable profit of PRC subsidiaries HK\$'000 | Defined benefit obligation HK\$'000 | Others HK\$'000 | Total HK\$'000 |
|---|--|------------------------|--|------------------------|--|--|--------------------|-------------------|
| At 1 January 2020 | 11,416 | (6,746) | (4,365) | (19,673) | 24,796 | (3,449) | 47,783 | 49,762 |
| Currency realignment | - | (435) | - | (683) | - | (318) | 3,169 | 1,733 |
| (Credit) charge to profit or loss (Note 7) | (138) | 4,041 | (224) | (9,552) | (2,901) | 67 | 21,871 | 13,164 |
| Charge to other comprehensive income | - | - | - | - | - | 65 | - | 65 |
| Deconsolidation of subsidiaries (Note 39) | (2,370) | - | - | - | - | - | - | (2,370) |
| Classified as held for sale | (317) | - | - | - | - | - | - | (317) |
| At 31 December 2020 and 1 January 2021 | 8,591 | (3,140) | (4,589) | (29,908) | 21,895 | (3,635) | 72,823 | 62,037 |
| Currency realignment | - | (39) | (131) | (1,576) | 347 | 269 | 2,138 | 1,008 |
| (Credit) charge to profit or loss (Note 7) | (446) | 3,028 | 4,492 | 22,388 | 5,295 | (74) | (74,961) | (40,278) |
| Charge to other comprehensive income | - | - | - | - | - | 341 | - | 341 |
| At 31 December 2021 | 8,145 | (151) | (228) | (9,096) | 27,537 | (3,099) | - | 23,108 |

At the end of the reporting period, the Group had unused tax losses of approximately HK\$723,152,000 (2020: approximately HK\$882,303,000) available for offset against future profits. A deferred tax asset has been recognised in respect of approximately HK\$55,123,000 (2020: approximately HK\$193,872,000) of such losses. No deferred tax asset has been recognised in respect of the remaining tax losses of approximately HK\$668,029,000 (2020: approximately HK\$688,431,000) due to the unpredictability of future profit streams.

NOTES TO THE CONSOLIDATED FINANCIAL STATEMENTS

22 DEFERRED TAXATION *(Continued)*

The Group has tax losses arising in Switzerland of approximately HK\$225,000 (2020: approximately HK\$852,000) that will expire in one to seven years for offsetting against future taxable profits. The Group also has tax losses arising in the PRC of approximately HK\$57,841,000 (2020: approximately HK\$266,016,000) that will expire in one to five years for offsetting against future taxable profits. Other losses may be carried forward indefinitely.

According to the Enterprise Income Tax Law, starting from 1 January 2008, a 10% withholding tax will be levied on the immediate holding company established out of the PRC when its PRC subsidiary declares dividends out of its profits earned after 1 January 2008. A lower withholding tax rate of 5% may be applied if there is a tax treaty arrangement between the PRC and the jurisdiction of the foreign immediate holding company. A deferred tax liability of approximately HK\$27,537,000 (2020: approximately HK\$21,895,000) has been provided for in the consolidated financial statements in respect of such temporary difference.

At the end of the reporting period, temporary difference relating to the undistributed profits of the Company's subsidiaries in the PRC was approximately HK\$28,306,000 (2020: approximately HK\$35,718,000). The related deferred tax liability of approximately HK\$7,076,000 (2020: approximately HK\$8,930,000) has not been recognised in respect of the withholding tax that would be payable on the distribution of these retained profits as the Group controls the dividend policy of the subsidiaries and the Directors have determined that these retained profits are not likely to be distributed in the foreseeable future.

23 INVENTORIES

| | 2021 HK\$'000 | 2020 HK\$'000 |
|------------------|------------------|------------------|
| Raw materials | 285,133 | 392,862 |
| Work in progress | 159,820 | 143,187 |
| Finished goods | 178,727 | 70,506 |
| | 623,680 | 606,555 |

The cost of inventories recognised as expenses and included in "cost of sales" amounted to approximately HK\$1,388,539,000 (2020: approximately HK\$1,065,750,000) (see Note 8). Reversal of allowance for inventories recognised during the year, as included in "cost of sales", amounted to approximately HK\$3,860,000 (2020: HK\$32,940,000) (see Note 8). The Group reversed the allowance of inventories because the related inventories were utilised or sold during the year.

NOTES TO THE CONSOLIDATED FINANCIAL STATEMENTS

24 TRADE AND OTHER RECEIVABLES

| | 2021 HK\$'000 | 2020 HK\$'000 |
|-----------------------------------|------------------|------------------|
| Trade receivables | 216,199 | 231,721 |
| Less: Loss allowance | (3,883) | (2,858) |
| | 212,316 | 228,863 |
| Bills receivable | 53,095 | 43,219 |
| | 265,411 | 272,082 |
| Prepayments and other receivables | 147,863 | 183,736 |
| Total trade and other receivables | 413,274 | 455,818 |

The Group allows an average credit period of 60 days (2020: 60 days) to its trade customers.

The following is an ageing analysis of trade receivables net of loss allowance presented based on the invoice date at the end of the reporting period:

| | 2021 HK\$'000 | 2020 HK\$'000 |
|--------------|------------------|------------------|
| 0 – 60 days | 158,553 | 143,041 |
| 61 – 90 days | 19,429 | 15,536 |
| Over 90 days | 34,334 | 70,286 |
| | 212,316 | 228,863 |

Movement in the loss allowance for trade receivables

| | 2021 HK\$'000 | 2020 HK\$'000 |
|---|------------------|------------------|
| At beginning of the year | 2,858 | 5,322 |
| Currency realignment | (98) | 277 |
| Impairment losses recognised on trade receivables | 2,215 | 59 |
| Amounts recovered during the year | (1,092) | (2,800) |
| At end of the year | 3,883 | 2,858 |

NOTES TO THE CONSOLIDATED FINANCIAL STATEMENTS

24 TRADE AND OTHER RECEIVABLES *(Continued)*

Carrying amounts of trade and bills receivables are denominated in the following currencies:

| | 2021 HK\$'000 | 2020 HK\$'000 |
|--------|------------------|------------------|
| HKD | 17,266 | 22,268 |
| USD | 117,307 | 90,863 |
| EUR | 64,474 | 44,970 |
| RMB | 66,259 | 113,902 |
| Others | 105 | 79 |
| | 265,411 | 272,082 |

25 CASH AND BANK BALANCES AND OTHER CASH FLOW INFORMATION

(a) Cash and bank balances

Bank balances, with original maturity less than 3 months, carry interest at market rates which range from 0.01% to 2.75% (2020: 0.01% to 2.5%) per annum.

Carrying amounts of cash and bank balances are denominated in the following currencies:

| | 2021 HK\$'000 | 2020 HK\$'000 |
|--------|------------------|------------------|
| HKD | 90,018 | 44,378 |
| USD | 31,139 | 66,567 |
| EUR | 49,676 | 76,620 |
| RMB | 111,797 | 148,298 |
| INR | 1,460 | 884 |
| Others | 4,429 | 5,430 |
| | 288,519 | 342,177 |

The RMB is not freely convertible into other currencies, however, under the PRC's Foreign Exchange Control Regulations and Administration of Settlement, Sale and Payment of Foreign Exchange Regulations, the Group is permitted to exchange RMB for other currencies through authorised banks to conduct foreign exchange business.

NOTES TO THE CONSOLIDATED FINANCIAL STATEMENTS

25 CASH AND BANK BALANCES AND OTHER CASH FLOW INFORMATION

(Continued)

(b) Reconciliation of liabilities arising from financing activities

The table below details changes in the Group's liabilities from financing activities, including both cash and non-cash changes. Liabilities arising from financing activities are liabilities for which cash flows were, or future cash flows will be, classified in the Group's consolidated statement of cash flows as cash flows from financing activities.

| | Interest payable included in other payables HK\$'000 | Lease liabilities HK\$'000 | Loan from immediate holding company HK\$'000 | Loan from a fellow subsidiary HK\$'000 | Bank and other borrowings (Note i) HK\$'000 | Total HK\$'000 |
|--|---|-------------------------------|---|---|--|-------------------|
| At 1 January 2020 | 175 | 46,001 | 65,000 | 70,000 | 1,919,858 | 2,101,034 |
| Changes from financing cash flows: | | | | | | |
| New borrowings raised | - | - | - | - | 903,051 | 903,051 |
| Repayment of loans | - | - | (65,000) | (70,000) | - | (135,000) |
| Repayment of borrowings | - | - | - | - | (1,118,395) | (1,118,395) |
| Interest paid | (65,077) | - | - | - | - | (65,077) |
| Capital element of lease rentals paid | - | (10,859) | - | - | - | (10,859) |
| Interest element of lease rentals paid | - | (1,340) | - | - | - | (1,340) |
| Total changes from financing cash flows | (65,077) | (12,199) | (65,000) | (70,000) | (215,344) | (427,620) |
| Other changes: | | | | | | |
| Currency realignment | 198 | 2,210 | - | - | 626 | 3,034 |
| Increase in lease liabilities from entering into new lease during the year | - | 1,975 | - | - | - | 1,975 |
| Lease modification | - | 2,853 | - | - | - | 2,853 |
| Interest expenses | 43,617 | - | - | - | - | 43,617 |
| Interest expenses on lease liabilities | - | 1,340 | - | - | - | 1,340 |
| Interest capitalised | 21,460 | - | - | - | - | 21,460 |
| Total other changes | 65,275 | 8,378 | - | - | 626 | 74,279 |
| At 31 December 2020 | 373 | 42,180 | - | - | 1,705,140 | 1,747,693 |

NOTES TO THE CONSOLIDATED FINANCIAL STATEMENTS

25 CASH AND BANK BALANCES AND OTHER CASH FLOW INFORMATION

(Continued)

(b) Reconciliation of liabilities arising from financing activities (Continued)

| | Interest payable included in other payables HK\$'000 | Lease liabilities HK\$'000 | Bank and other borrowings (Note i) HK\$'000 | Total HK\$'000 |
|--|---|-------------------------------|---|-------------------|
| At 1 January 2021 | 373 | 42,180 | 1,705,140 | 1,747,693 |
| Changes from financing cash flows: | | | | |
| New borrowings raised | - | - | 910,898 | 910,898 |
| Repayment of borrowings | - | - | (1,525,893) | (1,525,893) |
| Interest paid | (41,906) | - | - | (41,906) |
| Capital element of lease rentals paid | - | (12,151) | - | (12,151) |
| Interest element of lease rentals paid | - | (927) | - | (927) |
| Total changes from financing cash flows | (41,906) | (13,078) | (614,995) | (669,979) |
| Other changes: | | | | |
| Currency realignment | - | (1,685) | 9,013 | 7,328 |
| Interest expenses | 49,385 | - | - | 49,385 |
| Increase in lease liabilities from entering into new lease during the year | - | 1,837 | - | 1,837 |
| Interest expenses on lease liabilities | - | 927 | - | 927 |
| Total other changes | 49,385 | 1,079 | 9,013 | 59,477 |
| At 31 December 2021 | 7,852 | 30,181 | 1,099,158 | 1,137,191 |

Note:

- (i) Borrowings consist of bank loans, trust receipts loans, discounted bills with recourse and other borrowing as disclosed in Note 30.

NOTES TO THE CONSOLIDATED FINANCIAL STATEMENTS

25 CASH AND BANK BALANCES AND OTHER CASH FLOW INFORMATION

(Continued)

(c) Total cash outflow for leases

Amounts included in the consolidated statement of cash flows for leases comprise the following:

| | 2021 HK\$'000 | 2020 HK\$'000 |
|----------------------|------------------|------------------|
| Within: | | |
| Operating cash flows | 71 | 617 |
| Investing cash flows | – | – |
| Financing cash flows | 13,078 | 12,199 |
| | 13,149 | 12,816 |

These amounts relate to the following:

| | 2021 HK\$'000 | 2020 HK\$'000 |
|--------------------|------------------|------------------|
| Lease rentals paid | 13,149 | 12,816 |

26 TRADE AND OTHER PAYABLES

| | 2021 HK\$'000 | 2020 HK\$'000 |
|---|------------------|------------------|
| Trade payables | 312,758 | 152,437 |
| Bills payables | 59,932 | 43 |
| Amount due to intermediate holding company (Note i) | – | 5,466 |
| Other payables and accrued charges | 587,517 | 481,729 |
| | 960,207 | 639,675 |

Note:

- (i) The amount due was unsecured, interest-free and fully settled during the year.

NOTES TO THE CONSOLIDATED FINANCIAL STATEMENTS

26 TRADE AND OTHER PAYABLES *(Continued)*

The following is an ageing analysis of trade payables presented based on the invoice date at the end of the reporting period:

| | 2021 HK\$'000 | 2020 HK\$'000 |
|---------------|------------------|------------------|
| 0–90 days | 217,512 | 132,498 |
| 91–120 days | 10,481 | – |
| Over 120 days | 84,765 | 19,939 |
| | 312,758 | 152,437 |

The average credit period on purchase of goods is 90 days (2020: 90 days). The Group has financial risk management policies in place to ensure that all payables are within the credit time frame.

Carrying amounts of trade payables are denominated in the following currencies:

| | 2021 HK\$'000 | 2020 HK\$'000 |
|--------|------------------|------------------|
| HKD | 12,913 | 13,728 |
| USD | 7,800 | 3,890 |
| EUR | 40,274 | 35,118 |
| RMB | 251,195 | 98,348 |
| CHF | 108 | 239 |
| Others | 468 | 1,114 |
| | 312,758 | 152,437 |

NOTES TO THE CONSOLIDATED FINANCIAL STATEMENTS

27 CONTRACT LIABILITIES

| | 2021 HK\$'000 | 2020 HK\$'000 |
|---------------------|------------------|------------------|
| Receipts in advance | 300,795 | 234,851 |

Note: Revenue of approximately HK\$222,671,000 recognised for the year ended 31 December 2021 (2020: approximately HK\$172,008,000) was related to carried forward contract liabilities that were satisfied in the prior year.

28 WARRANTY PROVISION

| | 2021 HK\$'000 | 2020 HK\$'000 |
|--|------------------|------------------|
| At beginning of the year | 14,732 | 16,358 |
| Currency realignment | (1,069) | 1,519 |
| (Reversal of provision) provision for the year | (1,866) | 18,295 |
| Utilisation of provision | (1,211) | (21,440) |
| At end of the year | 10,586 | 14,732 |

The warranty provision represents management's best estimate of the Group's liability under a 12-month warranty period granted on sale of dyeing and finishing machines based on past experience.

NOTES TO THE CONSOLIDATED FINANCIAL STATEMENTS

29 LEASE LIABILITIES

The following table shows the remaining contractual maturities of the Group's lease liabilities at the end of the current and previous reporting periods and at the date of transition to HKFRS 16:

| | Present value of minimum lease payments | | Total minimum lease payments | |
|-----------------------------------|---|---------------------------------------|---------------------------------------|---------------------------------------|
| | At 31 December 2021 HK\$'000 | At 31 December 2020 HK\$'000 | At 31 December 2021 HK\$'000 | At 31 December 2020 HK\$'000 |
| Amounts payable: | | | | |
| Within one year | 8,092 | 12,192 | 8,716 | 13,104 |
| In the second to fifth year | 22,089 | 25,506 | 22,767 | 26,701 |
| In the sixth to seventh year | - | 4,482 | - | 4,521 |
| | 30,181 | 42,180 | 31,483 | 44,326 |
| Less: Future finance charges | | | (1,302) | (2,146) |
| Present value of lease obligation | | | 30,181 | 42,180 |
| Less: current portion | | | (8,092) | (12,192) |
| Non-current portion | | | 22,089 | 29,988 |

30 BANK AND OTHER BORROWINGS

| | 2021 HK\$'000 | 2020 HK\$'000 |
|--|------------------|------------------|
| Unsecured borrowings comprise the following: | | |
| - Bank loans | 889,384 | 1,536,521 |
| - Trust receipts loans | 19,755 | 49,799 |
| - Discounted bills with recourse | 1,051 | - |
| - Other borrowing | 188,968 | 118,820 |
| | 1,099,158 | 1,705,140 |
| Analysed for reporting purpose: | | |
| - Current | 1,099,158 | 1,705,140 |
| | 1,099,158 | 1,705,140 |

NOTES TO THE CONSOLIDATED FINANCIAL STATEMENTS

30 BANK AND OTHER BORROWINGS *(Continued)*

The contractual maturity dates of the borrowings are as follows:

| | 2021 HK\$'000 | 2020 HK\$'000 |
|--|--------------------|------------------|
| Carrying amounts repayable*: | | |
| Within one year | 161,689 | 311,337 |
| | 161,689 | 311,337 |
| Carrying amounts of borrowings contain a repayment on demand clause that are repayable (shown under current liabilities)*: | | |
| Within one year | 495,692 | 1,113,803 |
| More than one year, but not exceeding two years | 261,777 | 190,000 |
| More than two years, but not exceeding five years | 180,000 | 90,000 |
| | 937,469 | 1,393,803 |
| | 1,099,158 | 1,705,140 |
| Less: Amounts due within one year shown under current liabilities | (1,099,158) | (1,705,140) |
| Amounts shown under non-current liabilities | – | – |

* The amounts due are based on scheduled repayment dates set out in the loan agreements.

The effective interest rates at the end of reporting period were as follows:

| | 2021 % | 2020 % |
|-------------------------------------|-----------|-----------|
| Bank loans and trust receipts loans | 2.09 | 2.32 |
| Discounted bills with recourse | 1.38 | – |
| Other borrowing | 6.23 | 6.80 |

The carrying amounts of the borrowings are denominated in the following currencies:

| | 2021 HK\$'000 | 2020 HK\$'000 |
|-----|------------------|------------------|
| HKD | 748,500 | 1,368,071 |
| USD | 20,805 | 106,731 |
| RMB | 329,853 | 230,338 |
| | 1,099,158 | 1,705,140 |

NOTES TO THE CONSOLIDATED FINANCIAL STATEMENTS

31 DEFERRED REVENUE

The movement of deferred revenue in relation to government grants is as follows:

| | 2021 HK\$'000 | 2020 HK\$'000 |
|--|------------------|------------------|
| At beginning of the year | 70,389 | 78,839 |
| Currency realignment | 2,050 | 4,295 |
| Received during the year | – | 5,226 |
| Recognised as other income during the year | (3,178) | (1,055) |
| Deconsolidation of subsidiaries (Note 39) | – | (16,916) |
| At end of the year | 69,261 | 70,389 |

32 SHARE CAPITAL AND RESERVES

a. Movements in components of equity

The reconciliation between the opening and closing balances of each component of the Group's consolidated equity is set out in the consolidated statement of changes in equity.

b. Share capital of the Company

| | 2021 | | 2020 | |
|----------------------------------|---------------------|----------|---------------------|----------|
| | Number of shares | HK\$'000 | Number of shares | HK\$'000 |
| Authorised: | | | | |
| Ordinary shares of HK\$0.05 each | 2,000,000,000 | 100,000 | 2,000,000,000 | 100,000 |
| Issued and fully paid: | | | | |
| At 1 January and 31 December | 1,100,216,570 | 55,011 | 1,100,216,570 | 55,011 |

33 CAPITAL RISK MANAGEMENT

The Group manages its capital to ensure that entities in the Group will be able to continue as a going concern while maximising the return to shareholders through the optimisation of the debt and equity balance. The Group's overall strategy remains unchanged from prior years.

The capital structure of the Group consists of net debt, which includes bank and other borrowings disclosed in Note 30, less cash and cash equivalents and equity attributable to owners of the Company, comprising issued share capital, reserves and retained profits.

Certain bank borrowings of the Group include covenants that require the maintenance of certain financial ratios. As at 31 December 2021, no financial ratio covenant was breached.

The Directors review the capital structure on a regular basis. As part of this review, the Directors consider the cost of capital and the risks associated with each class of capital. Based on recommendations of the Directors, the Group will balance its overall capital structure through the payment of dividends, new share issues and share buy-backs as well as the issue of new debts or the redemption of existing debts.

NOTES TO THE CONSOLIDATED FINANCIAL STATEMENTS

34 FINANCIAL INSTRUMENTS

a. Categories of financial instruments

| | Financial assets | | |
|-----------------------------|---|---|-------------------|
| | Amortised cost HK\$'000 | Financial assets at fair value through other comprehensive income HK\$'000 | Total HK\$'000 |
| 2021 | | | |
| Financial assets at FVOCI | – | 114,087 | 114,087 |
| Trade and other receivables | 408,757 | – | 408,757 |
| Cash and bank balances | 288,541 | – | 288,541 |
| | 697,298 | 114,087 | 811,385 |
| | Financial liabilities | | |
| | Financial liabilities at amortised cost HK\$'000 | | Total HK\$'000 |
| 2021 | | | |
| Trade and other payables | 997,151 | | 997,151 |
| Lease liabilities | 30,181 | | 30,181 |
| Bank and other borrowings | 1,099,158 | | 1,099,158 |
| | 2,126,490 | | 2,126,490 |

NOTES TO THE CONSOLIDATED FINANCIAL STATEMENTS

34 FINANCIAL INSTRUMENTS *(Continued)*

a. Categories of financial instruments *(Continued)*

| | Financial assets | | Total HK\$'000 |
|-----------------------------|--|---|-------------------|
| | Amortised cost HK\$'000 | Financial assets at fair value through other comprehensive income HK\$'000 | |
| 2020 | | | |
| Financial assets at FVOCI | – | 158,082 | 158,082 |
| Trade and other receivables | 360,856 | – | 360,856 |
| Cash and bank balances | 342,201 | – | 342,201 |
| | 703,057 | 158,082 | 861,139 |
| | | | |
| | Financial liabilities | | Total HK\$'000 |
| | Financial liabilities at amortised cost HK\$'000 | | |
| 2020 | | | |
| Trade and other payables | 675,973 | | 675,973 |
| Lease liabilities | 42,180 | | 42,180 |
| Bank borrowings | 1,705,140 | | 1,705,140 |
| | 2,423,293 | | 2,423,293 |

NOTES TO THE CONSOLIDATED FINANCIAL STATEMENTS

34 FINANCIAL INSTRUMENTS *(Continued)*

b. Financial risk management objectives and policies

The Group's major financial instruments include financial assets at FVOCI, trade and other receivables, cash and bank balances, unsecured bank overdraft, trade and other payables, lease liabilities and bank and other borrowings. Details of the financial instruments are disclosed in respective notes. The risks associated with these financial instruments include market risk (currency risk, interest rate risk and equity price risk), credit risk and liquidity risk. The policies on how to mitigate these risks are set out below. The management manages and monitors these exposures to ensure appropriate measures are implemented on a timely and effective manner.

Market risk (currency risk)

Several subsidiaries of the Company have foreign currency sales and purchases denominated in USD, HKD, EUR and RMB, which expose the Group to foreign currency risk. The Group also has bank balances, trade and other receivables/payables and borrowings denominated in foreign currency. The Group currently does not have a foreign currency hedging policy. However, the management monitors foreign exchange exposure and will further consider hedging significant foreign currency exposure should the need arise.

The carrying amounts of the Group's foreign currency denominated monetary assets and monetary liabilities at year end are as follows:

| | Liabilities | | Assets | |
|-----|------------------|------------------|------------------|------------------|
| | 2021 HK\$'000 | 2020 HK\$'000 | 2021 HK\$'000 | 2020 HK\$'000 |
| USD | 8,851 | 111,711 | 144,304 | 151,177 |
| HKD | 200,682 | 1,510 | 404 | 4,653 |
| EUR | 28,643 | 19,855 | 29,189 | 22,934 |
| RMB | 4 | 382 | 806 | 6,899 |

In the opinion of the Directors, since Hong Kong dollars is pegged to USD under the Linked Exchange Rate System, the exposure to USD exchange rate risk is minimal relative to Hong Kong dollars. No sensitivity analysis in relation to Hong Kong dollars against USD is presented.

NOTES TO THE CONSOLIDATED FINANCIAL STATEMENTS

34 FINANCIAL INSTRUMENTS *(Continued)*

b. Financial risk management objectives and policies *(Continued)*

Market risk (currency risk) *(Continued)*

The following table details the Group's sensitivity to a 5% increase and decrease in the relevant functional currencies against the foreign currencies. 5% is the sensitivity rate which represents management's assessment of the reasonably possible change in foreign exchange rates. The sensitivity analysis includes only outstanding foreign currency denominated monetary items and adjusts their translation at the year end for a 5% change in foreign currency rates. A positive (negative) number below indicates an increase (decrease) in post-tax profit where respective functional currencies weakening 5% against the relevant foreign currencies. For a 5% strengthen of respective functional currencies against the relevant foreign currencies, there would be an equal and opposite impact on the post-tax profit (2020: profit).

| | USD | | HKD | | EUR | | RMB | |
|--|------------------|------------------|------------------|------------------|------------------|------------------|------------------|------------------|
| | 2021 HK\$'000 | 2020 HK\$'000 | 2021 HK\$'000 | 2020 HK\$'000 | 2021 HK\$'000 | 2020 HK\$'000 | 2021 HK\$'000 | 2020 HK\$'000 |
| Increase (decrease) in profit for the year* | 653 | 842 | (8,362) | 131 | 23 | 129 | 33 | 272 |

* This is mainly attributable to the exposure outstanding on USD (against foreign currencies other than Hong Kong dollars), EUR and RMB receivables, payables, bank balances and borrowings at year end.

Market risk (interest rate risk)

The Group's cash flow interest rate risk relates to the bank balances and bank borrowings with floating interest rates. The Group is exposed to interest rate risk through the impact of rate changes on interest-bearing bank balances and bank borrowings. The Group is exposed to fair value interest rate risk in relation to fixed-rate bank and other borrowings. The Group currently does not use derivatives to hedge against the interest rate risk. However, the Group will monitor interest rate exposure and consider hedging significant interest rate exposure should the need arise.

The Group's exposures to interest rates on financial liabilities are detailed in the liquidity risk management section of this Note. The Group's cash flow interest rate risk is mainly concentrated on the fluctuation of HIBOR and LIBOR arising from the Group's Hong Kong dollars, United States dollars and Renminbi bank borrowings and the market interest rate on the bank balances.

NOTES TO THE CONSOLIDATED FINANCIAL STATEMENTS

34 FINANCIAL INSTRUMENTS *(Continued)*

b. Financial risk management objectives and policies *(Continued)*

Market risk (interest rate risk) *(Continued)*

Sensitivity analysis

The sensitivity analysis below has been determined based on the exposure to interest rates at the end of each reporting period. For variable-rate bank balances and bank borrowings, the analysis is prepared assuming the amount of asset and liability outstanding at the end of the reporting period was outstanding for the whole year.

If interest rates had been 50 basis points higher/lower and all other variables were held constant, the Group's post-tax profit for the year ended 31 December 2021 would decrease/increase by approximately HK\$2,007,000 (2020: approximately HK\$7,605,000). This is mainly attributable to the Group's exposure to interest rates on its variable-rate bank balances and bank borrowings.

Market risk (equity price risk)

The Group is exposed to equity price risk mainly through its investment in unlisted financial assets at FVOCI. The investment is held for long term strategic purposes. Its performance is assessed at least bi-annually against performance of similar listed entities, based on the limited information available to the Group, together with an assessment of its relevance to the Group's long term strategic plans.

Sensitivity analysis

The sensitivity analysis as stated in Note 34(c)(i) below has been determined based on the exposure to equity price risk at the end of the reporting period.

Credit risk

Credit risk refers to the risk that a counterparty will default on its contractual obligations resulting in a financial loss to the Group. The Group's credit risk is primarily attributable to trade receivables, bills receivable and other receivables and deposits with banks. Management has a credit policy in place and the exposures to these credit risks are monitored on an ongoing basis. As at 31 December 2021, the Group does not provide any guarantees which would expose the Group to credit risk.

(i) Trade receivables

Individual credit evaluations are performed on all customers requiring credit terms. These evaluations focus on the customer's past history of making payments and current ability to pay, and take into account information specific to the customer as well as pertaining to the economic environment in which the customer operates. Normally, the Group does not obtain collateral from customers.

The Group's exposure to credit risk is influenced mainly by the individual characteristics of each customer and therefore significant concentrations of credit risk primarily arise when the Group has significant exposure to individual customers. The Group has large number of customers and in the opinion of the Directors, there was no concentration of credit risk. As at 31 December 2021, 7% (2020: 13%) of the total trade receivables were concentrated in one customer, and 25% (2020: 35%) of the total trade receivables were concentrated in five customers of the Group.

NOTES TO THE CONSOLIDATED FINANCIAL STATEMENTS

34 FINANCIAL INSTRUMENTS *(Continued)*

b. Financial risk management objectives and policies *(Continued)*

Credit risk *(Continued)*

(i) Trade receivables *(Continued)*

The Group measures loss allowances for trade receivables at an amount equal to lifetime ECLs, which is calculated using a provision matrix.

As the Group's historical credit loss experience does not indicate significantly different loss patterns for different customer segments, the loss allowance based on past due status is not further distinguished between the Group's different customer bases.

The following table provides information about the Group's exposure to credit risk and ECLs for trade receivables as at 31 December 2021:

| | Expected loss rate % | Gross carrying amount HK\$'000 | Loss allowance HK\$'000 |
|------------------------|----------------------------|---|-------------------------------|
| 2021 | | | |
| Current (not past due) | 0%–3% | 152,159 | 858 |
| 1–30 days past due | 0%–43% | 33,097 | 3 |
| 31–60 days past due | 0%–70% | 8,512 | 1,599 |
| 61–180 days past due | 0%–100% | 18,961 | 1,420 |
| Over 180 days past due | 0%–100% | 3,470 | 3 |
| | | 216,199 | 3,883 |
| 2020 | | | |
| Current (not past due) | 0%–1% | 153,112 | 228 |
| 1–30 days past due | 0%–100% | 22,688 | 825 |
| 31–60 days past due | 0%–73% | 7,388 | 497 |
| 61–180 days past due | 0%–100% | 28,652 | 809 |
| Over 180 days past due | 8%–100% | 19,881 | 499 |
| | | 231,721 | 2,858 |

Expected loss rates are based on actual loss experience over the past 3 years. These rates are adjusted to reflect differences between economic conditions during the period over which the historic data has been collected, current conditions and the Group's view of economic conditions over the expected lives of the receivables.

Movement in the loss allowance account in respect of trade receivables during the year is disclosed in Note 24.

Further quantitative disclosures in respect of the Group's exposure to credit risk arising from trade receivables are set out in Note 24.

NOTES TO THE CONSOLIDATED FINANCIAL STATEMENTS

34 FINANCIAL INSTRUMENTS *(Continued)*

b. Financial risk management objectives and policies *(Continued)*

Credit risk *(Continued)*

(ii) Bills receivables

The credit risk on bill receivables are limited because the counterparties are banks with high credit ratings assigned by international credit-rating agencies.

(iii) Other receivables

To manage the risk arising from other receivables, the Group only transacts with reputable parties that have no default history and have a strong capacity to meet its contractual cash flow obligations in the near term. The credit risk on other receivables are limited because the counterparties are individuals with high internal credit ratings assessed by the management.

The Group measures the loss allowance equal to 12-month ECLs of other receivables. For those balances expected to have significant increase in credit risk since initial recognition, the Group applies lifetime ECLs based on ageing for classes with different credit risk characteristics and exposures. The 12-month ECLs calculated by the Group is not significant and there has been no significant increase in credit risk since initial recognition.

(iv) Deposits with banks

The Group expects that there is no significant credit risk associated with cash deposits at banks since they are substantially deposited at state-owned banks and other medium or large-sized listed banks with high credit ratings assigned by international credit-rating agencies. Management does not expect that there will be any significant losses from non-performance by these counterparties.

The maximum exposure to credit risk is represented by the carrying amount of each financial asset in the consolidated statement of financial position after deducting any impairment allowance.

Liquidity risk

To manage the liquidity risk, the Group monitors and maintains a level of cash and cash equivalents considered adequate by the management of the Group to finance the Group's operations and mitigate the effects of fluctuations in cash flows. The management monitors the utilisation of bank and other borrowings and ensures compliance with loan covenants.

The following table details the Group's remaining contractual maturity for its non-derivative financial liabilities. The table has been drawn up based on the undiscounted cash flows of financial liabilities based on the earliest date on which the Group can be required to pay. Specifically, bank loans with a repayment on demand clause are included in the earliest time band regardless of the probability of the banks choosing to exercise their rights. The maturity dates for other non-derivative financial liabilities are based on the agreed repayment dates.

NOTES TO THE CONSOLIDATED FINANCIAL STATEMENTS

34 FINANCIAL INSTRUMENTS *(Continued)*

b. Financial risk management objectives and policies *(Continued)*

Liquidity risk *(Continued)*

Liquidity tables

| | Weighted average interest rate % | On demand or within 1 year HK\$'000 | 1-2 years HK\$'000 | 2-5 years HK\$'000 | Over 5 years HK\$'000 | Total undiscounted cash flows HK\$'000 | Carrying amount HK\$'000 |
|---|---|--|-----------------------|-----------------------|--------------------------|---|--------------------------------|
| 2021 | | | | | | | |
| Non-derivative financial liabilities | | | | | | | |
| Trade and other payables | - | 997,151 | - | - | - | 997,151 | 997,151 |
| Lease liabilities | 2.5 | 8,716 | 8,487 | 14,280 | - | 31,483 | 30,181 |
| Bank and other borrowings | | | | | | | |
| - variable rate | 1.95 | 769,385 | - | - | - | 769,385 | 769,306 |
| - fixed rate | 5.37 | 344,098 | - | - | - | 344,098 | 329,852 |
| | | 2,119,350 | 8,487 | 14,280 | - | 2,142,117 | 2,126,490 |
| 2020 | | | | | | | |
| Non-derivative financial liabilities | | | | | | | |
| Trade and other payables | - | 675,973 | - | - | - | 675,973 | 675,973 |
| Lease liabilities | 2.79 | 13,104 | 8,165 | 18,536 | 4,521 | 44,326 | 42,180 |
| Bank and other borrowings | | | | | | | |
| - variable rate | 2.05 | 1,443,644 | - | - | - | 1,443,644 | 1,443,602 |
| - fixed rate | 5.87 | 275,980 | - | - | - | 275,980 | 261,538 |
| | | 2,408,701 | 8,165 | 18,536 | 4,521 | 2,439,923 | 2,423,293 |

NOTES TO THE CONSOLIDATED FINANCIAL STATEMENTS

34 FINANCIAL INSTRUMENTS *(Continued)*

b. Financial risk management objectives and policies *(Continued)*

Liquidity risk *(Continued)*

Liquidity tables *(Continued)*

Bank loans with a repayment on demand clause are included in the “on demand or within 1 year” time band in the above maturity analysis. As at 31 December 2021 and 2020, the aggregate undiscounted principal amounts of these bank loans amounted to approximately HK\$937,469,000 and approximately HK\$1,393,803,000 respectively. Taking into account the Group’s financial position, the Directors do not believe that it is probable that the banks will exercise their discretionary rights to demand immediate repayment. The Directors believe that such bank loans will be repaid within 3 years after the reporting date in accordance with the scheduled repayment dates set out in the loan agreements as set out in this table below:

| | Weighted average interest rate % | On demand or within 1 year HK\$'000 | 1-2 years HK\$'000 | 2-5 years HK\$'000 | Total undiscounted cash flows HK\$'000 | Carrying amount HK\$'000 |
|----------------------------------|---|--|-----------------------|-----------------------|---|--------------------------------|
| 2021 | | | | | | |
| Bank and other borrowings | | | | | | |
| - variable rate | 1.95 | 364,415 | 214,188 | 182,330 | 760,933 | 748,500 |
| - fixed rate | 6.24 | 145,742 | 55,001 | - | 200,743 | 188,969 |
| | | 510,157 | 269,189 | 182,330 | 961,676 | 937,469 |
| 2020 | | | | | | |
| Bank borrowings | | | | | | |
| - variable rate | 2.04 | 1,128,896 | 193,361 | 91,310 | 1,413,567 | 1,393,803 |

At that time, the aggregate principal and interest cash outflows will amount to approximately HK\$961,676,000 (2020: approximately HK\$1,413,567,000).

The amounts included above for variable interest rate instruments for non-derivative financial liabilities are subject to change if changes in variable interest rates are different to those estimates of interest rates determined at the end of the reporting period.

NOTES TO THE CONSOLIDATED FINANCIAL STATEMENTS

34 FINANCIAL INSTRUMENTS *(Continued)*

c. Fair value estimation

(i) Financial instruments carried at fair value

The following table presents the fair value of the Group's financial instruments measured at the end of the reporting period on a recurring basis, categorised into the three-level fair value hierarchy as defined in HKFRS 13, "Fair Value Measurement". The level into which a fair value measurement is classified is determined with reference to the observability and significance of the inputs used in the valuation technique as follows:

- Level 1 valuations: fair values measured using Level 1 inputs, i.e. unadjusted quoted prices in active markets for identical assets and liabilities at the measurement date
- Level 2 valuations: fair values measured using Level 2 inputs, i.e. observable inputs which fail to meet Level 1, and not using significant unobservable inputs. Unobservable inputs are inputs for which market data are not available
- Level 3 valuations: fair values measured using significant unobservable inputs

| | Fair value HK\$'000 | Fair value measurement categorised into | | |
|---------------------------|------------------------|---|---------------------|---------------------|
| | | Level 1 HK\$'000 | Level 2 HK\$'000 | Level 3 HK\$'000 |
| 2021 | | | | |
| Financial assets at FVOCI | 114,087 | – | – | 114,087 |
| 2020 | | | | |
| Financial assets at FVOCI | 158,082 | – | – | 158,082 |

Information about Level 3 fair value measurements is as follows:

| | Valuation technique | Significant unobservable input | Percentage |
|---------------------------|-----------------------------------|--|----------------------|
| Financial assets at FVOCI | Market comparable companies | Discount for lack of marketability | 15.8 (2020: 15.8) |

The fair value of unlisted financial assets at FVOCI was determined using the price to book ratio of comparable listed companies adjusted by lack of marketability discount.

The fair value measurement is negatively correlated to the discount for lack of marketability. As at 31 December 2021, it was estimated that with all other variables held constant, a decrease/increase in discount for lack of marketability by 5% would have increased/decreased the Group's other comprehensive income by approximately HK\$1,070,000 (2020: HK\$1,483,000).

NOTES TO THE CONSOLIDATED FINANCIAL STATEMENTS

34 FINANCIAL INSTRUMENTS *(Continued)*

c. Fair value estimation *(Continued)*

(i) Financial instruments carried at fair value *(Continued)*

The movements during the year ended 31 December 2021 in the balance of these Level 3 fair value measurements are as follows:

| | HK\$'000 |
|--|----------|
| <hr/> | |
| Unlisted financial assets at FVOCI: | |
| At 1 January 2020 | 170,707 |
| Currency realignment | 10,996 |
| Change in fair value recognised in other comprehensive expense | (23,621) |
| <hr/> | |
| At 31 December 2020 and 1 January 2021 | 158,082 |
| Currency realignment | 4,642 |
| Change in fair value recognised in other comprehensive income | (48,637) |
| <hr/> | |
| At 31 December 2021 | 114,087 |
| <hr/> | |

During the years ended 31 December 2021 and 2020, there were no transfers between financial instruments in Level 1 and Level 2, or transfers into or out of Level 3.

(ii) Fair value of financial instruments carried at other than fair value

The carrying amounts of the Group's financial instruments carried at amortised cost were not materially different from their fair values as at 31 December 2021 and 2020.

35 SHARE OPTION SCHEME

The Company adopted a share option scheme (the "Scheme") at the annual general meeting of the Company held on 21 May 2015 for the purpose of providing incentives to Participants (as defined in the Scheme) to contribute to the Group and enabling the Group to recruit and retain high-calibre employees and attracting human resources that are valuable to the Group.

The Board of Directors of the Company may, at their discretion, grant options to the eligible Participants including any full-time employees, directors or consultants of the Group. The maximum number of shares of the Company which may be issued upon exercise of all options granted under the Scheme or any other share option scheme adopted by the Company must not exceed 30% of its issued share capital from time to time. The maximum number of shares issuable under the options to each eligible Participant in any 12-month period is limited to 1% of the shares in issue unless it is approved by shareholders in a general meeting of the Company. Any share options granted to a substantial shareholder or an Independent Non-executive Director of the Company or to any of their associates, in excess of 0.1% of the shares in issue and with an aggregate value (based on the closing price of the shares at the date of the grant) in excess of HK\$5 million, in any 12-month period, are subject to shareholders' approval in a general meeting of the Company.

NOTES TO THE CONSOLIDATED FINANCIAL STATEMENTS

35 SHARE OPTION SCHEME *(Continued)*

Share options granted must be taken up within 5 days from the date of grant. Each of the grantees is required to pay HK\$1 as cash consideration for the grant of the share options in accordance with the Scheme. The total number of shares in respect of which share options may be granted shall not exceed 10% of the issued ordinary share capital. The exercise price is determined by the Board of Directors, and shall not be less than the higher of the closing price of the Company's shares on the date of grant, the average closing price of the shares for the five business days immediately preceding the date of grant and the nominal value of the share.

An option is deemed to have been granted and accepted by the grantee upon his or her signing of a duplicate letter comprising acceptance of the option and paying HK\$1 by way of consideration for the grant thereof on or before the relevant acceptance date being a date within 5 days after the date on which the option is offered.

An option may be exercised in accordance with the terms of the Scheme at any time during the option period after the option has been granted by the Board of Directors. An option period is a period to be determined by the Board of Directors in its absolute discretion and notified by the Board of Directors to each grantee as being the period during which an option may be exercised, such period shall commence from the date of acceptance of the offer for the grant of the option and shall end not later than 10 years from the date on which the offer for grant of the option is made.

The Scheme shall be valid and effective for a period of ten years commencing on the adoption date after which period no further share options shall be offered or granted but the provisions of the Scheme shall remain in full force and effect to the extent necessary to give effect to the exercise of any share options granted or exercised prior thereto.

There are no share option outstanding at 31 December 2021 and 2020.

36 CAPITAL COMMITMENTS

| | 2021 HK\$'000 | 2020 HK\$'000 |
|--|------------------|------------------|
| Capital expenditure contracted for but not provided in the consolidated financial statements in respect of the acquisition of: | | |
| Property, plant and equipment | 8,175 | 38,271 |
| Leasehold land | 116,480 | 113,157 |
| | 124,655 | 151,428 |

NOTES TO THE CONSOLIDATED FINANCIAL STATEMENTS

37 RETIREMENT BENEFITS SCHEME

The major retirement benefits schemes of the Group are summarised as follows:

Schemes in Hong Kong

The Group has a defined contribution provident fund under Occupational Retirement Scheme (“ORSO Scheme”) for its Hong Kong employees. The Group is required to make contributions to the ORSO Scheme calculated at 5% of the employees’ basic salaries on a monthly basis. The Group’s contribution will start with 5% and further increase proportionally to a maximum of 8% of each employee’s basic salary after completion of three years of service to the Group. The employees are entitled to 100% of the employers’ contribution and the accrued interest after 10 years of completed service, or at a reduced scale of between 30% to 100% after completion of 3 to 10 years of service. The forfeited contributions and related accrued interest are to be used to reduce the employers’ contribution.

With effect from 1 December 2000, the Group has also participated in Hong Kong Mandatory Provident Fund Scheme (“MPF Scheme”). The assets of the MPF Scheme are held under two mandatory provident funds managed by AXA China Region Trustees Limited and Sun Life Trustee Co. Ltd. respectively. Under the MPF Scheme, the Group is required to make contributions to the scheme calculated at 5% of the employees’ relevant income subject to a monthly maximum amount of HK\$1,500 per employee and vest fully with employees when contributed into the MPF Scheme (as defined in the Mandatory Provident Fund Scheme Ordinance).

The employees entitled to participate in the ORSO Scheme before 1 December 2000 were given an option to join the MPF Scheme or to continue making contributions to the ORSO Scheme. All other existing or newly employed employees are required to join the MPF Scheme. The Group is required to make contributions to either of the two schemes in accordance with the option selected by the employees.

The aggregate employers’ contributions which have been dealt with in profit or loss of the Group amounted to approximately HK\$3,362,000 (2020: approximately HK\$3,730,000).

At the end of the reporting period, there are no significant forfeited contributions available to offset employer’s future contributions to the ORSO Scheme.

Scheme in the PRC

The employees of the Company’s subsidiaries which operate in the PRC are required to participate in a central pension scheme operated by the local municipal government. These PRC subsidiaries are required to contribute 14% to 15% of its payroll costs to the central pension scheme. The contributions are charged to profit or loss as they become payable in accordance with the rules of the central pension scheme.

The total cost charged to profit or loss for the scheme in the PRC amounted to approximately HK\$26,564,000 (2020: approximately HK\$12,961,000).

NOTES TO THE CONSOLIDATED FINANCIAL STATEMENTS

37 RETIREMENT BENEFITS SCHEME *(Continued)*

Scheme in Germany

In Germany, the Group is obliged to contribute to a social pension programme for employees on a monthly basis at around 9.3% of the employees' gross income. The only obligation of the Group with respect to this retirement benefit scheme is to make the specified contribution.

The total cost charged to profit or loss for the scheme in Germany amounted to approximately HK\$6,121,000 (2020: approximately HK\$5,621,000).

In Germany, the Group operates a defined benefit plan for its employees, the Group is required to pay the benefits granted to the present and past employees.

The movements of the defined benefit obligations are as follows:

| | 2021 HK\$'000 | 2020 HK\$'000 |
|----------------------------|------------------|------------------|
| At beginning of the year | 32,225 | 30,915 |
| Remeasurement gain | (1,752) | (364) |
| | 30,473 | 30,551 |
| Currency realignment | (2,378) | 2,726 |
| Benefits paid by the plans | (901) | (1,766) |
| Current service cost | 485 | 549 |
| Interest cost | 147 | 165 |
| At end of the year | 27,826 | 32,225 |

At the end of the reporting period, the amount of the defined benefit obligations is included in other payables (Note 26).

For the year ended 31 December 2021, the defined benefit plan is valued using the projected unit credit method in accordance with HKAS 19, which was prepared by a qualified actuary. A portion of the above liability is expected to be settled after more than one year. However, it is not practicable to segregate this amount from the amounts payable in the next twelve months, as future contributions will also relate to future services rendered and future changes in actuarial assumptions and market conditions, and therefore the obligations are classified as current liabilities at the end of the reporting period.

NOTES TO THE CONSOLIDATED FINANCIAL STATEMENTS

37 RETIREMENT BENEFITS SCHEME *(Continued)*

Scheme in Germany *(Continued)*

The material actuarial assumptions used in valuing these obligations are as follows:

- (i) Discount rates adopted (per annum):

| | 2021 | 2020 |
|---------------|-------|------|
| Discount rate | 0.75% | 0.5% |

- (ii) Mortality: Heubeck mortality tables;

- (iii) Cost of living increase rate: 1.5%;

- (iv) Pensionable income increase rate: 2.5%; and

- (v) Adjustment of current pensions according to Section 16 of German Company Pensions Act (BetrAVG): 1.5%.

Scheme in Switzerland

In Switzerland, the Group is obliged to contribute to a basic pension plan on a monthly basis at 5.3% (2020: 5.3%) of the employee's gross income plus administrative charges.

Besides, the Group also has a mandatory occupational benefit plan ("the Plan") for all the employees as regulated under federal law. The Group is obliged to make contributions to the Plan, calculated up to 10% of the employees' basic annual salary, plus an individual risk surcharge of about 2%.

The total cost charged to profit or loss for the Plan in Switzerland amounted to approximately HK\$143,000 (2020: approximately HK\$84,000).

Scheme in Austria

In Austria, the Group is obliged to contribute to a social pension programme for employees on a monthly basis at around 12.55% of the employees' gross income. The only obligation of the Group with respect to this retirement benefit scheme is to make the specified contribution.

The total cost charged to profit or loss for the scheme in Austria amounted to approximately HK\$3,033,000 (2020: approximately HK\$1,991,000).

NOTES TO THE CONSOLIDATED FINANCIAL STATEMENTS

38 RELATED PARTY TRANSACTIONS DISCLOSURE

The Company is a subsidiary of SINOMACH, a State-owned enterprise under the direct supervision and administration of, and is beneficially owned by, the SASAC. Accordingly, the Company and the Group are ultimately controlled by the PRC government.

The Group has entered into the following transactions with related parties during the year:

| | 2021 HK\$'000 | 2020 HK\$'000 |
|---|------------------|------------------|
| Related parties in which a Director of the Company has significant influence | | |
| Purchase of materials | 20,264 | 26,047 |
| Sales of goods | – | 1,538 |
| Fellow subsidiary which has significant influence on the Company | | |
| Interest expense paid | – | 1,739 |
| Fellow subsidiaries | | |
| Rental income | 157 | 30 |
| Sales of goods | 106 | 3,048 |
| Commission paid | – | 18 |
| Research and development costs | 462 | 938 |
| Purchase of materials | 436 | 366 |
| Purchase of goods | – | 175 |
| Immediate holding company | | |
| Arrangement fee paid | 1,230 | – |
| Other income received | 2 | 2 |
| Interest expense paid | 5,079 | 3,679 |
| Associate | | |
| Sales of goods | 53 | 15 |

NOTES TO THE CONSOLIDATED FINANCIAL STATEMENTS

38 RELATED PARTY TRANSACTIONS DISCLOSURE *(Continued)*

At the end of the reporting period, CHTC undertakes that it will be at all times maintain an aggregate beneficial ownership (directly or indirectly) of not less than 51% in the issued share capital of the Company throughout the terms of certain banking facilities granted to the Group.

All the above transactions also constituted related party transactions as defined in HKAS 24 and connected transactions or continuing connected transactions as defined in Chapter 14A of the Listing Rules.

Outstanding balances with related parties

Apart from disclosed elsewhere in these consolidated financial statements, the Group had no other outstanding balances with related parties at 31 December 2021 and 2020.

Compensation of key management personnel

The remuneration of Directors and other members of key management during the year was as follows:

| | 2021 HK\$'000 | 2020 HK\$'000 |
|--------------------------|------------------|------------------|
| Short-term benefits | 35,266 | 37,141 |
| Post-employment benefits | 1,075 | 1,131 |
| | 36,341 | 38,272 |

The remuneration of Directors and key executives is determined by the Remuneration Committee of the Company having regard to the performance of individuals and market trends.

Government-related entities operated in the PRC

The Group has entered into various transactions, including deposits placements, bank borrowings and other general banking facilities, with certain banks and financial institutions which are state-controlled entities in its ordinary course of business. About 17% (2020: 19%) of its bank deposits and bank borrowings are with government-related entities. In view of the nature of those banking transactions, the Directors are of the opinion that separate disclosure would not be meaningful.

NOTES TO THE CONSOLIDATED FINANCIAL STATEMENTS

39 PARTICULARS OF PRINCIPAL SUBSIDIARIES

| Name of company | Place of incorporation or registration/ operations | Issued capital/ paid up capital | Equity interest attributable to the Company | | | | Principal activities |
|--|--|--|---|------|----------|------|--|
| | | | Direct | | Indirect | | |
| | | | 2021 | 2020 | 2021 | 2020 | |
| Fong's Manufacturers Company Limited | British Virgin Islands | US\$10,000 | 100% | 100% | - | - | Investment holding |
| Fong's Projects Holding Limited | British Virgin Islands | US\$1,000 | 100% | 100% | - | - | Investment holding |
| Falmer Investments Ltd. | British Virgin Islands/ Hong Kong | US\$1 | - | - | 100% | 100% | Research and development |
| PT Harvest Holdings Limited | Hong Kong | HK\$10,000 | - | - | 100% | 100% | Property investment |
| A. Monforts Textilmaschinen GmbH & Co KG** | Germany | N/A | - | - | 100% | 100% | Manufacture and trading of textile machinery |
| Fong's Europe GmbH | Germany | EUR1,900,000 | - | - | 100% | 100% | Manufacture and trading of textile machinery and technical parts |
| Fong's National Dyeing and Finishing Machinery (Macao Commercial Offshore) Co., Ltd. | Macau | MOP100,000 | - | - | 100% | 100% | Trading of textile machinery |
| Fong's National Engineering Company, Limited | Hong Kong | Ordinary – HK\$100 Deferred – HK\$8,000,000 (Note i) | - | - | 100% | 100% | Trading of dyeing and finishing machines |
| Fong's National Engineering (Shenzhen) Co., Ltd.* 立信染整機械(深圳)有限公司 | The PRC | US\$22,500,000 | - | - | 100% | 100% | Manufacture and trading of dyeing and finishing machines |
| Fong's National Engineering (Guangdong) Co., Ltd.* 立信染整機械(廣東)有限公司 | The PRC | US\$39,000,000 | - | - | 100% | 100% | Manufacture and trading of dyeing and finishing machinery |
| Goller (HK) Limited | Hong Kong | HK\$1 | - | - | 100% | 100% | Trading of textile machinery |
| Monforts Fong's Textile Machinery Co. Limited | Hong Kong | HK\$18,400,000 | - | - | 100% | 100% | Trading of textile machinery |
| Monforts Fong's Textile Machinery (Macao Commercial Offshore) Co., Ltd. | Macau | MOP100,000 | - | - | 100% | 100% | Trading of textile machinery |

NOTES TO THE CONSOLIDATED FINANCIAL STATEMENTS

39 PARTICULARS OF PRINCIPAL SUBSIDIARIES (Continued)

| Name of company | Place of incorporation or registration/ operations | Issued capital/ paid up capital | Equity interest attributable to the Company | | | | Principal activities |
|---|--|---------------------------------|---|------|----------|------|--|
| | | | Direct | | Indirect | | |
| | | | 2021 | 2020 | 2021 | 2020 | |
| Monforts Fong's Textile Machinery (Zhongshan) Co., Ltd.* 立信門富士紡織機械(中山)有限公司 | The PRC | US\$26,500,000 | - | - | 100% | 100% | Manufacture and trading of textile machinery |
| Fong's Steels Supplies Company Limited | Hong Kong | HK\$10,000 | - | - | 100% | 100% | Trading of stainless steel supplies |
| Leefull Metal (Shenzhen) Co., Ltd.* 立豐行金屬材料(深圳)有限公司 | The PRC | RMB2,500,000 | - | - | 100% | 100% | Trading of stainless steel supplies |
| Fong's Steels (Foshan) Co., Ltd.* 立信鋼材(佛山)有限公司 | The PRC | US\$100,000 | - | - | 100% | 100% | Trading of stainless steel supplies |
| Tycon Alloy Industries (Hong Kong) Co., Ltd. | Hong Kong | HK\$10,000 | 100% | 100% | - | - | Trading of stainless steels casting products |
| Tycon Alloy Industries (Shenzhen) Co., Ltd.* 泰鋼合金(深圳)有限公司 | The PRC | US\$16,550,000 | - | - | 100% | 100% | Manufacture and trading of stainless steels casting products |
| Tycon Alloy Industries (Zhongshan) Co., Ltd.* 泰鋼合金(中山)有限公司 | The PRC | US\$25,000,000 | - | - | 100% | 100% | Manufacture and trading of stainless steels casting products |
| Beijing CSCE Environmental Engineering Technology Co., Ltd. ("Beijing CSCE") 北京中科潔能環境工程技術有限公司 | The PRC | RMB30,000,000 | - | - | 51% | 51% | Investment holding |

* A wholly foreign-owned enterprise in the PRC.

** A. Monforts Textilmaschinen GmbH & Co KG is a partnership of which two subsidiaries of the Company are respectively acting as the limited partner and general partner.

NOTES TO THE CONSOLIDATED FINANCIAL STATEMENTS

39 PARTICULARS OF PRINCIPAL SUBSIDIARIES *(Continued)*

Notes:

- (i) The deferred shares entitle the holders to dividends from one half of the remaining net profit after the first HK\$10,000,000,000 has been distributed to holders of ordinary shares of HK\$1 each of the company. The deferred shares also entitle the holders to participate in distribution of one half of the surplus assets on winding up after the first HK\$20,000,000,000 has been distributed to holders of ordinary shares of HK\$1 each of the company.
- (ii) The net assets of the Deconsolidated Subsidiaries as mentioned in Note 10 to the consolidated financial statements at the date of deconsolidation were as follows:

| | HK\$'000 |
|--|----------|
| Property, plant and equipment (Note 13) | 25,998 |
| Intangible assets (Note 18) | 123,636 |
| Deferred tax assets (Note 22) | 5,610 |
| Inventories | 387 |
| Trade and other receivables | 27,129 |
| Cash and bank balances | 827 |
| Trade and other payables | (26,578) |
| Amount due to immediate holding company | (67,196) |
| Deferred revenue (Note 31) | (16,916) |
| Deferred tax liabilities (Note 22) | (7,980) |
| | 64,917 |
| Net cash outflow arising on deconsolidation of subsidiaries | |
| Cash and bank balances | (827) |

The above table lists the subsidiaries of the Company which, in the opinion of the Directors, principally affect the results or assets of the Group. To give details of other subsidiaries would, in the opinion of the Directors, result in particulars of excessive length.

NOTES TO THE CONSOLIDATED FINANCIAL STATEMENTS

39 PARTICULARS OF PRINCIPAL SUBSIDIARIES *(Continued)*

At the end of the reporting period, the Company has other subsidiaries that are not material to the Group. The details of these subsidiaries are summarised as follows:

| Principal activities | Principal place of business | Number of subsidiaries | |
|--|------------------------------|------------------------|------|
| | | 2021 | 2020 |
| Manufacture and sale of dyeing and finishing machines | British Virgin Islands | 4 | 4 |
| | Germany | 1 | 1 |
| | Hong Kong | 7 | 14 |
| | India | 1 | 1 |
| | Luxembourg | 1 | 1 |
| | Switzerland | 1 | 1 |
| | The PRC | 4 | 4 |
| | | 19 | 26 |
| Manufacture and sale of stainless steel casting products | Hong Kong | 2 | 2 |
| | The United States of America | 2 | 2 |
| | | 4 | 4 |
| Trading of stainless steel supplies | Hong Kong | 2 | 2 |
| | | 2 | 2 |
| Provision of environmental protection services | The PRC | - | 2 |
| | | - | 2 |

NOTES TO THE CONSOLIDATED FINANCIAL STATEMENTS

39 PARTICULARS OF PRINCIPAL SUBSIDIARIES *(Continued)*

The following table lists out the information relating to the subsidiaries of the Group which have non-controlling interests as at 31 December 2021. The summarised financial information presented below represents the amounts before any inter-company elimination.

| | 2021 | | 2020 | |
|--|------------------------------------|---|------------------------------------|---|
| | Tycon Alloy USA LLC HK\$'000 | Beijing CSCE and its subsidiaries HK\$'000 | Tycon Alloy USA LLC HK\$'000 | Beijing CSCE and its subsidiaries HK\$'000 |
| Non-controlling interests percentage | 40% | 49% | 40% | 49% |
| Current assets | 5,992 | 88,135 | 8,867 | 5,862 |
| Non-current assets | 1,432 | 20 | 1,623 | 114,302 |
| Current liabilities | (10,282) | (153,303) | (13,992) | (170,828) |
| Non-current liabilities | - | - | - | - |
| Net liabilities | (2,858) | (65,148) | (3,502) | (50,664) |
| Carrying amount of non-controlling interests | (1,143) | (31,923) | (1,401) | (24,825) |
| | | | | |
| | 2021 | Beijing CSCE and its subsidiaries HK\$'000 | 2020 | Beijing CSCE and its subsidiaries HK\$'000 |
| Revenue | 1,502 | - | 6,047 | - |
| Profit (loss) for the year | 643 | (12,702) | 556 | (37,044) |
| Profit (loss) allocated to non-controlling interests | 257 | (6,224) | 222 | (18,151) |
| Cash flows used in operating activities | (2,444) | (2) | (2,667) | (3) |
| Cash flows used in investing activities | - | - | - | (827) |
| Cash flows generated from financing activities | 2,516 | - | 3,643 | - |

NOTES TO THE CONSOLIDATED FINANCIAL STATEMENTS

40 INFORMATION ABOUT THE STATEMENT OF FINANCIAL POSITION OF THE COMPANY

Information about the statement of financial position of the Company at the end of the reporting period includes:

| | 2021 HK\$'000 | 2020 HK\$'000 |
|--------------------------------------|------------------|------------------|
| Unlisted investments in subsidiaries | 39,447 | 39,447 |
| Cash and cash equivalents | 580 | 233 |
| Amounts due from subsidiaries | 277,607 | 271,814 |
| Other receivables | 904 | 385 |
| Total assets | 318,538 | 311,879 |
| Current liabilities | (1,700) | (1,655) |
| Net assets | 316,838 | 310,224 |
| Share capital (Note 32(b)) | 55,011 | 55,011 |
| Reserves | 261,827 | 255,213 |
| Total equity (Note a) | 316,838 | 310,224 |

Note:

- (a) Details of the changes in the Company's individual components of equity between the beginning and the end of the year are set out below:

| | Share capital HK\$'000 | Share premium HK\$'000 | Capital redemption reserve HK\$'000 | Retained profits HK\$'000 | Contributed surplus HK\$'000 | Total HK\$'000 |
|---|------------------------------|------------------------------|--|---------------------------------|------------------------------------|-------------------|
| At 1 January 2020 | 55,011 | 152,122 | 2,504 | 98,303 | 23,033 | 330,973 |
| Profit and total comprehensive income for the year | - | - | - | 1,255 | - | 1,255 |
| Final dividend for 2019 paid | - | - | - | (22,004) | - | (22,004) |
| At 31 December 2020 and 1 January 2021 | 55,011 | 152,122 | 2,504 | 77,554 | 23,033 | 310,224 |
| Profit and total comprehensive income for the year | - | - | - | 6,614 | - | 6,614 |
| At 31 December 2021 | 55,011 | 152,122 | 2,504 | 84,168 | 23,033 | 316,838 |

FINANCIAL SUMMARY

RESULTS

| | Year ended 31 December | | | | 2021 HK\$'000 |
|--------------------------------|------------------------|------------------|------------------|------------------|------------------|
| | 2017 HK\$'000 | 2018 HK\$'000 | 2019 HK\$'000 | 2020 HK\$'000 | |
| Revenue | 3,403,822 | 3,472,497 | 2,663,259 | 2,275,477 | 2,672,467 |
| Profit before tax | 350,792 | 153,811 | 217,499 | 16,827 | 165,254 |
| Income tax expense | (67,704) | (29,189) | (58,633) | (28,467) | (94,216) |
| Profit (loss) for the year | 283,088 | 124,622 | 158,866 | (11,640) | 71,038 |
| Profit (loss) attributable to: | | | | | |
| Owners of the Company | 281,263 | 141,017 | 168,836 | 6,289 | 77,005 |
| Non-controlling interests | 1,825 | (16,395) | (9,970) | (17,929) | (5,967) |
| | 283,088 | 124,622 | 158,866 | (11,640) | 71,038 |

ASSETS AND LIABILITIES

| | As at 31 December | | | | 2021 HK\$'000 |
|---------------------------|-------------------|------------------|------------------|------------------|--------------------|
| | 2017 HK\$'000 | 2018 HK\$'000 | 2019 HK\$'000 | 2020 HK\$'000 | |
| Total assets | 4,271,110 | 4,778,323 | 4,682,024 | 4,605,688 | 4,495,780 |
| Total liabilities | (2,619,519) | (3,214,736) | (2,994,624) | (2,857,513) | (2,669,807) |
| | 1,651,591 | 1,563,587 | 1,687,400 | 1,748,175 | 1,825,973 |
| Equity attributable to: | | | | | |
| Owners of the Company | 1,630,529 | 1,558,917 | 1,692,700 | 1,774,401 | 1,859,039 |
| Non-controlling interests | 21,062 | 4,670 | (5,300) | (26,226) | (33,066) |
| | 1,651,591 | 1,563,587 | 1,687,400 | 1,748,175 | 1,825,973 |