



**Yee Hop Holdings Limited**

**義合控股有限公司**

(Incorporated in the Cayman Islands with limited liability)

(於開曼群島註冊成立的有限公司)

Stock Code 股份代號 : 1662



**ANNUAL REPORT**  
**2021/22 年報**

## Contents 目錄

|    |  |     |   |
|----|--|-----|---|
| 2  | Corporate Information<br>公司資料  | 73  | Consolidated Statement of Financial Position<br>綜合財務狀況表       |
| 4  | Chairman's Statement<br>主席報告   | 75  | Consolidated Statement of Changes in Equity<br>綜合權益變動表        |
| 7  | Management Discussion and Analysis<br>管理層討論及分析   | 77  | Consolidated Statement of Cash Flows<br>綜合現金流量表               |
| 16 | Corporate Governance Report<br>企業管治報告  | 79  | Notes to the Consolidated Financial<br>Statements<br>綜合財務報表附註 |
| 34 | Profiles of Directors and Senior Management<br>董事及高級管理層履歷                                  | 225 | Five Year Financial Summary<br>五年財務概要                         |
| 41 | Report of Directors<br>董事會報告   | 226 | Glossary<br>專用詞彙  |
| 64 | Independent Auditor's Report<br>獨立核數師報告  |     |   |
| 71 | Consolidated Statement of Profit or Loss and<br>Other Comprehensive Income<br>綜合損益及其他全面收益表 |     |   |



# Corporate Information

## 公司資料

### DIRECTORS

#### Executive Directors:

Mr. JIM Yin Kwan Jackin (Chairman)  
 Mr. CHUI Mo Ming (Vice-chairman)  
 Mr. YAN Chi Tat (Chief Executive Officer)  
 Mr. LEUNG Hung Kwong Derrick  
 Mr. XU JunMin

#### Non-executive Director:

Mr. WANG Jian (appointed on 19 April 2021)

#### Independent Non-executive Directors:

Mr. LEE Luk Shiu  
 Mr. YU Hon Kwan  
 Mr. WONG Chi Keung Johnny

### AUDIT COMMITTEE

Mr. LEE Luk Shiu (Chairman)  
 Mr. YU Hon Kwan  
 Mr. WONG Chi Keung Johnny

### NOMINATION COMMITTEE

Mr. YU Hon Kwan (Chairman)  
 Mr. JIM Yin Kwan Jackin  
 Mr. WONG Chi Keung Johnny  
 Mr. LEE Luk Shiu

### REMUNERATION COMMITTEE

Mr. YU Hon Kwan (Chairman)  
 Mr. JIM Yin Kwan Jackin  
 Mr. WONG Chi Keung Johnny  
 Mr. LEE Luk Shiu

### COMPANY SECRETARY

Mr. CHONG Man Hung Jeffrey

### AUTHORISED REPRESENTATIVES

Mr. YAN Chi Tat  
 Mr. CHONG Man Hung Jeffrey

### INDEPENDENT AUDITORS

SHINewing (HK) CPA Limited

### REGISTERED OFFICE IN THE CAYMAN ISLANDS

Windward 3  
 Regatta Office Park  
 PO Box 1350  
 Grand Cayman  
 KY1-1108  
 Cayman Islands

### 董事

#### 執行董事：

詹燕群先生(主席)  
 徐武明先生(副主席)  
 甄志達先生(行政總裁)  
 梁雄光先生  
 徐軍民先生

#### 非執行董事：

汪建先生(於2021年4月19日獲委任)

#### 獨立非執行董事：

李祿兆先生  
 余漢坤先生  
 王志強先生

### 審核委員會

李祿兆先生(主席)  
 余漢坤先生  
 王志強先生

### 提名委員會

余漢坤先生(主席)  
 詹燕群先生  
 王志強先生  
 李祿兆先生

### 薪酬委員會

余漢坤先生(主席)  
 詹燕群先生  
 王志強先生  
 李祿兆先生

### 公司秘書

莊文鴻先生

### 授權代表

甄志達先生  
 莊文鴻先生

### 獨立核數師

信永中和(香港)會計師事務所有限公司

### 開曼群島註冊辦事處

Windward 3  
 Regatta Office Park  
 PO Box 1350  
 Grand Cayman  
 KY1-1108  
 Cayman Islands

## Corporate Information 公司資料

### HEADQUARTERS AND PRINCIPAL PLACE OF BUSINESS IN HONG KONG

Units 1104-06  
Nan Fung Commercial Centre  
19 Lam Lok Street  
Kowloon Bay  
Hong Kong

### 香港總部及主要營業地點

香港  
九龍灣  
臨樂街19號  
南豐商業中心  
1104-06室

### PRINCIPAL SHARE REGISTRAR AND TRANSFER OFFICE IN THE CAYMAN ISLANDS

Ocorian Trust (Cayman) Limited  
Windward 3  
Regatte Office Park  
PO Box 1350  
Grand Cayman  
KY1-1108  
Cayman Islands

### 開曼群島股份過戶登記總處

Ocorian Trust (Cayman) Limited  
Windward 3  
Regatte Office Park  
PO Box 1350  
Grand Cayman  
KY1-1108  
Cayman Islands

### BRANCH SHARE REGISTRAR AND TRANSFER OFFICE IN HONG KONG

Tricor Investor Services Limited  
Level 54  
Hopewell Centre  
183 Queen's Road East  
Hong Kong

### 香港股份過戶登記分處

卓佳證券登記有限公司  
香港  
皇后大道東183號  
合和中心  
54樓

### PRINCIPAL BANKERS

China Construction Bank (Asia) Corporation Limited  
DBS Bank (Hong Kong) Limited  
Fubon Bank (Hong Kong) Limited  
The Hongkong and Shanghai Banking Corporation Limited

### 主要往來銀行

中國建設銀行(亞洲)股份有限公司  
星展銀行(香港)有限公司  
富邦銀行(香港)有限公司  
香港上海滙豐銀行有限公司

### COMPANY WEBSITE

[www.yee-hop.com.hk](http://www.yee-hop.com.hk)

### 公司網站

[www.yee-hop.com.hk](http://www.yee-hop.com.hk)

### STOCK CODE

01662

### 股份代號

01662



# Chairman's Statement

## 主席報告

Dear Shareholders

On behalf of the Board, I am pleased to present the annual report of the Group for the year ended 31 March 2022.

The Group is a long established contractor in Hong Kong and is principally engaged in the provision of foundation works (including the construction of mini-piles, rock-socketed steel H-piles and driven steel H piles, and other civil work, including site formation works, and road and pavement works) and tunneling works (including pipe jacking, hand dig tunnel and cut-and-over tunnel works) in Hong Kong and overseas.

In late March 2021, the Group has diversified and expanded to premises revitalisation and enhancement business by entering two cooperation agreements which relate to premises situated in Guangzhou, a first-tier city in the PRC.

The Group has also invested in an associated company for the purpose of the development of the Birmingham Property Project. The Birmingham Property Project consists of 304 residential apartments situated at the Windmill Street, Birmingham, the United Kingdom. As at 31 March 2022, 79.9% of the apartments have been sold and the share of profits from the Birmingham Property Project for the 2022 Financial Year was approximately HK\$3.6 million.

In 2021, after a comprehensive and prudent assessment of the results from each business segment, the Company has disposed of the Group's breeding, sales and trading of the aquatic products business through the disposal of the entire interests in BGI Marine. The disposal enables the Group to lessen the Group's financial burden on sustaining the continued operation of BGI Marine, which would improve the Group's overall liquidity and profitability.

致各位股東

本人謹代表董事會欣然呈報本集團截至2022年3月31日止年度的年報。

本集團為一間在香港有著悠久歷史的承建商，並主要於香港及海外從事提供地基工程（包括預鑽孔小型灌注樁、預鑽孔灌注工字樁及沖擊式工字樁）及其他土木工程（包括地盤平整工程以及道路及行人道工程）以及隧道工程（包括頂管、手挖隧道及明挖回填隧道工程）。

於2021年3月下旬，本集團透過就位於中國一線城市廣州的物業簽訂兩份合作協議多元化並擴展至物業活化及升級業務。

本集團亦投資於一間聯營公司，以發展伯明罕物業項目。伯明罕物業項目包括位於英國伯明罕Windmill Street的304間住宅公寓。於2022年3月31日，79.9%的公寓已出售而2022年財政年度分佔伯明罕物業項目的利潤份額約為港幣3.6百萬元。

於2021年就各業務分部的業績進行全面審慎的評估後，本公司透過出售華大海洋的全數股權，出售本集團旗下的水產養殖、銷售及貿易業務。是次出售事項有助本集團減輕其維持華大海洋持續經營的財務負擔，並將改善本集團的整體流動資金狀況及盈利能力。

## Chairman's Statement 主席報告

### RESULT SUMMARY

During the 2022 Financial Year, the Group recorded a consolidated revenue from the continuing operations of approximately HK\$736.0 million, representing a decrease of 14.8% from the 2021 Corresponding Year. Gross profit from the continuing operations of the Group amounted to HK\$103.9 million, an increase of 4.1% from the 2021 Corresponding Year. Profit attributable to owners of Company from the continuing operations amounted to HK\$34.6 million representing a decrease of 57% as compared to that in the 2021 Corresponding Year. Earnings per share from continuing and discontinued operations was HK\$0.08 for the 2022 Financial Year comparing with HK\$0.10 for the 2021 Corresponding Year. The Group maintains healthy financial position with net current assets of HK\$241.8 million and net cash position at the financial year end.

Despite the challenges and difficulties, brought by the COVID-19 pandemic with the dedicated support of our staff and customers, the Group has been awarded 15 contracts with original contract sums of totaling HK\$922.5 million and the outstanding contract value (based on the original contract value) as at 31 March 2022 amounted to approximately HK\$906.9 million.

### OUTLOOK

When compared with other industries in Hong Kong, the construction industry is less affected under the current economic environment. To support the employment market, the Hong Kong SAR Government has adopted expansionary fiscal measures which include continuous investment in infrastructure projects. We are cautiously optimistic about the construction market in the medium to the long term.

### 業績概要

於2022年財政年度，本集團錄得持續經營業務所得綜合收益約港幣736.0萬元，較2021年同期減少14.8%。本集團持續經營業務所得毛利為港幣103.9百萬元，較2021年同期增加4.1%。本公司擁有人應佔持續經營業務所得溢利為港幣34.6百萬元，較2021年同期減少57%。2022年財政年度的持續經營業務及已終止業務所得每股盈利為港幣0.08元，而2021年同期則為港幣0.10元。本集團財務狀況依然穩健，於財政年度結束時，流動資產淨值為港幣241.8百萬元，並處於淨現金水平。

儘管COVID-19疫情帶來重重挑戰與難關，但在員工及客戶的鼎力支持下，本集團獲取15份合約，且原有合約總額達港幣922.5百萬元。於2022年3月31日，未完成合約價值（按原有合約價值計算）約港幣906.9百萬元。

### 前景

於當前經濟環境下，香港建築行業相比其他行業所受影響為小。為支援就業市場，香港特區政府已採取擴張性財政措施，包括持續投資基建項目。我們對中長期建築市場持謹慎樂觀取態。



## Chairman's Statement 主席報告

The COVID-19 pandemic has halted the economy of many countries around the world with closure of borders and movement control restrictions. Even with roll-out of vaccination programs, the recovery of the economy and the confidence of customers take time. The management is of the view that the Hong Kong economy would be challenging with the new norm that the COVID-19 will not die out in the short run, but is still cautiously optimistic about our core business performance in the coming year. The Group will take a cautious approach in its business planning to weather the current unfavourable environment.

### APPRECIATION

I would like to this opportunity to express my heartfelt appreciation to the board members, management team and staff for their dedication and their valuable contributions.

I would also like to thank our customers, subcontractors and suppliers, other business partners and, most importantly, our Shareholders of their continue support to the Group for the past years.

**Jim Yin Kwan Jackin**

*Chairman*

Hong Kong, 30 June 2022

COVID-19疫情導致邊境關閉及行動限制，世界多國經濟陷入停頓。即使開展疫苗接種計劃，經濟復甦及重拾客戶信心需要時間。管理層認為，於COVID-19短期內不會消亡的新常態下，香港經濟將面臨挑戰，但對來年的核心業務表現仍持謹慎樂觀態度。本集團於業務規劃上將採取謹慎態度，以渡過目前的不利環境。

### 鳴謝

本人謹藉此機會，對所有董事會成員、管理層團隊及員工的竭誠付出及珍貴貢獻致以由衷感謝。

本人亦謹此感謝各位客戶、分包商及供應商、其他業務夥伴，以及最重要的各位股東，於過往年間對本集團的不懈支持。

*主席*

**詹燕群**

香港，2022年6月30日

# Management Discussion and Analysis

## 管理層討論及分析

### BUSINESS REVIEW

The Group is a long established contractor in Hong Kong and is principally engaged in the provision of foundation works (including the construction of mini-piles, rock-socketed steel H-piles and driven steel H piles, and other civil work, including site formation works, and road and pavement works) and tunneling works (including pipe jacking, hand dig tunnel and cut-and-over tunnel works) in Hong Kong and overseas.

In late March 2021, the Group has diversified and expanded to premises revitalisation and enhancement business by entering into two cooperation agreements which relate to premises situated in Guangzhou, a first-tier city in the PRC. As at 31 March 2022, the Group has entered into four cooperation agreements which relate to premises situated in Guangzhou and the aggregate estimated gross leasable areas after renovation and enhancement works is approximately 76,000 square meters.

The Group has also invested in an associate company for the purpose of the development of the Birmingham Property Project. The Birmingham Property Project consists of 304 residential apartments situated at the Windmill Street, Birmingham, the United Kingdom. As at 31 March 2022, 79.9% of the apartments have been sold and the share of profits from the Birmingham Property Project for the 2022 Financial Year was approximately HK\$3.6 million.

On 28 January 2022, the Group completed the disposal of its 70% equity interests in BGI Marine and the breeding, sales and trading of aquatic products and related services business was duly terminated. In accordance with the Hong Kong Financial Reporting Standards, the Group's breeding, sales and trading of aquatic products and related services business will be presented as a discontinued operation, and the comparative financial statements of this annual report have been restated to reflect the impact of the disposal of the equity interests of BGI Marine. The Group currently retains three business segments, namely the foundation and other civil works business, tunneling works business and premises revitalisation and enhancement business.

For the 2022 Financial Year, the revenue from continuing operation of the Group decreased to approximately HK\$736.0 million (2021 Corresponding Year: HK\$863.9 million), a decrease of 14.8%.

### 業務回顧

本集團為一間在香港有著悠久歷史的承建商，並主要於香港及海外從事提供地基工程（包括預鑽孔小型灌注樁、預鑽孔灌注工字樁及沖擊式工字樁，及其他土木工程，包括地盤平整工程及道路及行人道工程）及隧道工程（包括頂管、手挖隧道及明挖回填隧道工程）。

於2021年3月下旬，本集團透過簽訂兩份與位於中國一線城市廣州的物業有關的合作協議多元化並擴展至物業活化及升級業務。於2022年3月31日，本集團就位於廣州的物業簽訂四份合作協議，而進行裝修及升級工程後的估計總可出租面積約為76,000平方米。

此外，本集團投資於一間聯營公司，以發展伯明罕物業項目。伯明罕物業項目包括位於英國伯明罕Windmill Street的304間住宅公寓。於2022年3月31日，79.9%的公寓已售出，且2022年財政年度伯明罕物業項目的應佔溢利約為港幣3.6百萬元。

於2022年1月28日，本集團完成出售華大海洋的70%股權，而有關水產養殖、銷售及貿易及相關服務之業務正式終止。根據香港財務報告準則，本集團的水產養殖、銷售及貿易及相關服務之業務將作為已終止業務呈報，本年報的比較財務報表已重列，以反映出售華大海洋股權的影響。本集團目前保留三個業務分部，即地基及其他土木工程業務、隧道工程業務以及物業活化及升級業務。

於2022年財政年度，本集團來自持續經營業務的收益減少14.8%至約港幣736.0百萬元（2021年同期：港幣863.9百萬元）。





## Management Discussion and Analysis 管理層討論及分析

During the 2022 Financial Year, the Group has been awarded 15 contracts with original contract sums of approximately HK\$922.5 million of which 12 contracts are for foundation works and 3 contracts are for tunneling works in the sum of approximately HK\$501.8 million and HK\$420.7 million respectively.

As at 31 March 2022, the Group had a total of 26 major contracts on hands with the outstanding contract value in Hong Kong (based on the original contract value) amounted to approximately HK\$906.9 million (as at 31 March 2021: HK\$586.2 million) to be completed.

### BUSINESS OUTLOOK

When compared with other industries in Hong Kong, the construction industry is less affected under the current economic environment. To support the employment market, the Hong Kong SAR Government has adopted expansionary fiscal measures which include continuous investment in infrastructure projects. We are cautiously optimistic about the construction market in the medium to the long term.

In the coming year, the Group's will focus in premises revitalization and enhancement projects in Guangzhou, a first-year city in the PRC. After the launch of all these projects, the Group will be operating 4 commercial units or shopping malls with a total gross leaseable areas of 76,000 square meters.

The Group will continue to lease premises whose asset value has declined, improves their design, convenience and security, and introduces environment-friendly features, based on "value-up plans" that reflect local characteristics and tenant needs, in order to scaling up the premises revitalization and enhancement business and increase the operating revenue.

The COVID-19 pandemic has halted the economy of many countries around the world with closure of borders and movement control restrictions. Even with roll-out of vaccination programs, the recovery of the economy and the confidence of customers take time. The management is of the view that the Hong Kong economy would be challenging with the new norm that the COVID-19 will not die out in the short run, but is still cautiously optimistic about our core business performance in the coming year. The Group will take a cautious approach in its business planning to weather the current unfavourable environment.

於2022年財政年度，本集團獲得15份合約，原合約金額約為港幣922.5百萬元，其中12項為總額約港幣501.8百萬元之地基工程合約而3項為總額約港幣420.7百萬元之隧道工程合約。

於2022年3月31日，本集團手上共有26份待完成的主要合約，按原合約價值計算餘下香港合約價值約為港幣906.9百萬元（於2021年3月31日：港幣586.2百萬元）。

### 業務展望

於當前經濟環境下，香港建築行業相比其他行業所受影響為小。為支援就業市場，香港特區政府已採取擴張性財政措施，包括持續投資基建項目。我們對中長期建築市場持謹慎樂觀取態。

本集團於來年將主力發展在中國一線城市廣州的物業活化及升級項目。所有此等項目推出後，本集團將經營4個商業單位或購物中心，總可租賃面積為76,000平方米。

本集團將根據反映當地特色及租戶需要的「升值計劃」，繼續租賃資產價值下降的物業，提升其設計、便利及安全，並引入環保功能，以擴大物業活化及升級業務的規模，增加經營收益。

COVID-19疫情導致邊境關閉及行動限制，世界多國經濟陷入停頓。即使開展疫苗接種計劃，經濟復甦及重拾客戶信心需要時間。管理層認為，於COVID-19短期內不會消亡的新常態下，香港經濟將面臨挑戰，但對來年的核心業務表現仍持謹慎樂觀態度。本集團於業務規劃上將採取謹慎態度，以渡過目前的不利環境。

## Management Discussion and Analysis 管理層討論及分析

### SAFETY AND ENVIRONMENTAL MANAGEMENT

The Group has placed strong emphasis on quality assurance systems and it has strong commitment to works' quality, safety, occupational health and environmental management to ensure delivery of quality works to the customers on a timely basis.

The Group has implemented a stringent management system to regulate its works' quality, safety and environmental management standards, which complies with international standards. The Group has met the requirements of ISO 9001, ISO 14001, ISO 45001, ISO 50001 and OHSAS 18001 accreditation for our quality management system, environmental management system, energy management system and occupational safety and health management system respectively.

Same as previous years, the Group has maintained accident rates at the construction sites lower than the industry average.

During the 2022 Financial Year, the Group has received the following awards from Hong Kong SAR Government departments, public utility companies and industry organizations on recognizing our Group's effort on promoting and maintaining our site safety:

- Merit in Non-Public Works Sites – New Works & RMAA Works and CCSA-Merit by 27th Development Bureau Considerate Contractors Site Award Scheme
- Model Subcontractor Award by 27th Development Bureau Considerate Contractors Site Award Scheme
- Outstanding Award in Joyful@Healthy Workplace Best Practices Award by Occupational Safety and Health Council 2020-2021
- Outstanding Rookie Safety Performance Award by the 20th Hong Kong Occupational Safety and Health Award

### 安全及環境管理

本集團強調質量保證體系及其擁有對工程質量、安全、職業健康及環境管理的堅定承諾，以確保按時向客戶交付優質工程。

本集團實施符合國際標準的嚴格管理體系以規管其工程質量、安全及環境管理標準。本集團分別符合質量管理體系、環境管理體系、能源管理體系及職業安全與健康管理體系ISO 9001、ISO 14001、ISO 45001、ISO 50001及OHSAS 18001認證要求。

一如以往年度，本集團維持建築地盤的事故比率一直低於行業平均數字。

於2022年財政年度，本集團獲香港特區政府部門、公用事業公司及行業組織頒授以下獎項，以嘉許本集團在促進及保持工地安全的努力：

- 獲發展局第二十七屆公德地盤嘉許計劃頒發非工務工程－優秀新建工程及維修、保養、改建及加建工程以及公德地盤
- 獲發展局第二十七屆公德地盤嘉許計劃頒發模範分包商獎
- 獲職業安全健康局頒發2020-2021好心情@健康工作間大獎的傑出機構大獎
- 獲第二十屆香港職業安全健康大獎的安全表現新晉獎



## Management Discussion and Analysis

### 管理層討論及分析

#### FINANCIAL REVIEW FOR CONTINUING OPERATIONS

##### Revenue

For the 2022 Financial Year, the Group recorded a consolidated revenue of approximately HK\$736.0 million, a decrease of approximately 14.8% comparing with the revenue of approximately HK\$863.9 million for the 2021 Corresponding Year. The decrease in revenue is mainly due to the combined effect of the decrease in the revenue of foundation and other civil works by approximately HK\$175.1 million and the increase in the revenue of tunneling works by approximately HK\$47.3 million.

Revenue from the foundation and other civil works segment decreased from approximately HK\$769.4 million for the 2021 Corresponding Year to approximately HK\$594.3 million for the 2022 Financial Year, a decrease of approximately 22.8%. The decrease in the revenue of the foundation works was primarily due to the completion of sizable projects during the 2022 Financial Year and the fifth wave of COVID-19 took an enormous toll on Hong Kong and severely affected the construction work progress in the first quarter of 2022.

Revenue from the tunneling works segment for the 2022 Financial Year amounted to approximately HK\$141.7 million representing an increase of approximately 50.0% from the 2021 Corresponding Year. Despite the effect of the fifth wave of COVID-19, the increase in revenue from the tunneling works was primarily due to the full swing of several projects commenced in the previous year.

##### Gross profit and gross profit margin

The overall gross profit of the Group increased from approximately HK\$99.8 million for the 2021 Corresponding Year to approximately HK\$103.9 million for the 2022 Financial Year, representing an increase of approximately 4.1%.

#### 持續經營業務的財務回顧

##### 收益

於2022年財政年度，本集團錄得約港幣736.0百萬元的綜合收益，較2021年同期約港幣863.9百萬元的收益減少約14.8%。收益減少乃主要由於地基及其他土木工程收益減少約港幣175.1百萬元以及隧道工程收益增加約港幣47.3百萬元的合併影響所致。

地基及其他土木工程分部所得收益由2021年同期的約港幣769.4百萬元減少至2022年財政年度約港幣594.3百萬元，減幅約22.8%。地基工程的收益減少，主要由於大型項目於2022年財政年度內竣工以及第五波COVID-19疫情對香港造成沉重打擊，嚴重影響2022年第一季度的施工進度。

隧道工程分部所得收益較2021年同期增加約50.0%至2022年財政年度的約港幣141.7百萬元。儘管受到第五波COVID-19疫情所影響，隧道工程的收益增加乃主要由於全力推進數個在上年度動工的項目所致。

##### 毛利及毛利率

本集團整體毛利由2021年同期的約港幣99.8百萬元增加至2022年財政年度的約港幣103.9百萬元，增幅約4.1%。

## Management Discussion and Analysis 管理層討論及分析

The gross profit generated from the foundation and other civil works maintained at approximately HK\$91.4 million and HK\$90.5 million for the 2022 Financial Year and 2021 Corresponding Year respectively. The gross profit margin in relation to the foundation and other civil works segment increased from approximately 11.8% for the 2021 Corresponding Year to approximately 15.4% for the 2022 Financial Year as a result of the recognition of HK\$30.5 million revenue as a settlement of a claim for a foundation contract of which the associated costs were all expensed in the previous year. If excluding the above settlement of a claim, the gross profit margin in relation to the foundation and other civil works segment would be decreased from 11.8% for the 2021 Corresponding Year to approximately 10.8% for the 2022 Financial Year, which mainly affected by the increase in overall construction cost.

Gross profit in relation to tunneling works increased by approximately HK\$4.2 million from approximately HK\$8.9 million for the 2021 Corresponding Year to approximately HK\$13.1 million for the 2022 Financial Year. The gross profit margin for the tunneling works segment slightly decreased from approximately 9.4% for the 2021 Corresponding Year to approximately 9.2% for the 2022 Financial Year as a result of the increase in overall construction cost.

### Other income and gain

Other income and gain for the 2022 Financial Year amounted to HK\$9.6 million, comparing with that of HK\$40.8 million for the 2021 Corresponding Year. The decrease in other income and gain mainly due to absence of Government grants in the 2022 Financial Year as compared to the receipt in the 2021 Corresponding Year of a total of approximately HK\$21.9 million Government grants under the "Anti-epidemic Fund" and the "Employment Support Scheme" which were set up after the outbreak of the coronavirus disease in 2019.

### Selling and distribution expenses

Selling and distribution expenses for the 2022 Financial Year amounted to HK\$223,000. The selling and distribution expenses was mainly marketing and promotion expenses incurred by the premises revitalisation and enhancement business.

### Administrative and other expenses

Administrative and other expenses for the 2022 Financial Year amounted to HK\$66.1 million, comparing with that of HK\$68.6 million for the 2021 Corresponding Year. The decrease in administrative and other expenses was mainly attributable to the decrease in general corporate expenses such as travelling as a result of cost control measures.

有關地基及其他土木工程之毛利分別維持在2022年財政年度約港幣91.4百萬元及2021年同期約港幣90.5百萬元。地基及其他土木工程分部的毛利率由2021年同期約11.8%上升至2022年財政年度約15.4%，乃由於確認港幣30.5百萬元的收益，以了結一份地基合約的申索，而相關成本於上年度已悉數支銷。倘撇除上述申索的了結，有關地基及其他土木工程分部的毛利率則會由2021年同期的11.8%下降至2022年財政年度約10.8%，乃主要受到整體建築成本上漲的影響所致。

有關隧道工程的毛利由2021年同期的約港幣8.9百萬元增加約港幣4.2百萬元至2022年財政年度的約港幣13.1百萬元。有關隧道工程分部的毛利率由2021年同期的約9.4%略降至2022年財政年度的約9.2%，此乃由於整體建築成本上漲所致。

### 其他收入及收益

2022年財政年度的其他收入及收益為港幣9.6百萬元，而2021年同期則為港幣40.8百萬元。其他收入及收益減少乃主要由於2022年財政年度並無政府補助，而2021年同期則收到於2019年冠狀病毒病爆發後設立的「防疫抗疫基金」及「保就業」計劃下的政府補助合共約港幣21.9百萬元。

### 銷售及分銷開支

2022年財政年度的銷售及分銷開支為港幣223,000元。銷售及分銷開支主要是物業活化及升級業務錄得的市場推廣及宣傳開支。

### 行政及其他開支

2022年財政年度的行政及其他開支達港幣66.1百萬元，2021年同期則為港幣68.6百萬元。行政及其他開支減少乃主要由於一般企業開支（例如差旅）因成本控制措施而減少所致。



## Management Discussion and Analysis

### 管理層討論及分析

#### Finance costs

Finance cost of the Group for the 2022 Financial Year was approximately HK\$7.1 million, compared to approximately HK\$4.8 million for the 2021 Corresponding Year. The increase in finance cost was mainly attributable to the increase in interests on lease liabilities contributed from the premises revitalisation and enhancement business.

#### Share of result of an associate

Share of result of an associate relates to the Group's 40% interest in an associate for the purpose of developing the Birmingham Property Project. The Group's share of profit of an associate for the 2022 Financial Year was approximately HK\$3.6 million.

#### Income tax expenses

Income tax expenses increased by approximately HK\$1.4 million from approximately HK\$6.9 million for the 2021 Corresponding Year to approximately HK\$8.3 million for the 2022 Financial Year as a result of the absence of non-taxable income such as the Government grants, which resulted a lower effective tax rate.

#### Profit attributable to the owners of the Company from continuing operations

The consolidated profit attributable to the owners of the Company from the continuing operations amounted to approximately HK\$34.6 million for the 2022 Financial Year when compared to approximately HK\$79.5 million for the 2021 Corresponding Year, a decrease of 56.5%.

Return on total assets for the 2022 Financial Year decreased to 3.9%, from 8.2% for the 2021 Corresponding Year. The decrease was due to the decrease in profits for the year. Return on equity for the 2022 Financial Year was 7.3% when compared to 20% for the 2021 Corresponding Year. The decrease was due to the decrease in profits attributable to the owners of the Company.

#### Capital expenditure

The Group incurred capital expenditure, primarily on investment properties, machinery and equipment and motor vehicles, of approximately HK\$43.5 million for the 2022 Financial Year, (2021 Corresponding Year: approximately HK\$40.7 million) which was financed by internal resources and borrowings.

#### 融資成本

本集團的融資成本於2022年財政年度約為港幣7.1百萬元，而2021年同期則為約港幣4.8百萬元。融資成本增加乃主要由於來自物業活化及升級業務的租賃負債利息增加所致。

#### 分佔一間聯營公司之業績

分佔一間聯營公司之業績，涉及本集團持有一間聯營公司的40%權益，以發展伯明罕物業項目。本集團於2022年財政年度所分佔一間聯營公司的溢利約為港幣3.6百萬元。

#### 所得稅開支

所得稅開支由2021年同期的約港幣6.9百萬元增加約港幣1.4百萬元至2022年財政年度的約港幣8.3百萬元，此乃由於並無令實際稅率下降的非課稅收入（如政府補助）所致。

#### 來自持續經營業務的本公司擁有人應佔溢利

2022年財政年度來自持續經營業務的本公司擁有人應佔綜合溢利約為港幣34.6百萬元，而2021年同期則約為港幣79.5百萬元，減幅為56.5%。

2022年財政年度的資產總額回報率由2021年同期的8.2%回落至3.9%。該回落乃由於年內溢利減少所致。股本回報率於2022年財政年度為7.3%，而2021年同期則為20%。減少乃由於本公司擁有人應佔溢利減少所致。

#### 資本開支

本集團於2022年財政年度主要就投資物業、機械及設備以及汽車產生的資本開支為約港幣43.5百萬元（2021年同期：約港幣40.7百萬元），由內部資源及借貸出資。

## Management Discussion and Analysis 管理層討論及分析

### Liquidity and financial resources

As at 31 March 2022, the Group had bank balances and cash of approximately HK\$161.4 million (as at 31 March 2021: HK\$71.1 million).

As at 31 March 2022, the Group had bank and other borrowings of approximately HK\$58.8 million (as at 31 March 2021: approximately HK\$153.8 million) out of which approximately HK\$34.6 million (as at 31 March 2021: HK\$126.2 million) were classified under current liabilities.

As at 31 March 2022 the Group had lease liabilities of approximately HK\$237.1 million (as at 31 March 2021: HK\$138.7 million).

As at 31 March 2022, the Group had net current assets of approximately HK\$241.8 million (as at 31 March 2021: approximately HK\$131.8 million).

The Group's current ratio (which is calculated on the basis of current assets over current liabilities) as at 31 March 2022 and 31 March 2021 was approximately 2.6 times and 1.4 times respectively. The gearing ratio (which is calculated on the basis of total debt over total equity. Total debt includes bank and other borrowings and lease liabilities) of the Group as at 31 March 2022 and 31 March 2021 was approximately 62.4% and 65.9% respectively.

### Capital commitments

As at 31 March 2022, the Group's capital commitments relating to the renovation work of investment properties and purchase of machinery and equipment was approximately HK\$41.2 million (as at 31 March 2021: HK\$4.4 million).

### Pledge of assets

As at 31 March 2022, the Group has pledged to other financial institutions of pledged deposits, of approximately in total HK\$30.9 million (31 March 2021: nil million) to secure the banking facilities granted to the Group.

### Segmental information

Details of segmental information are set out in the note 5 to the consolidated financial statements.

### 流動資金及財務資源

於2022年3月31日，本集團有銀行結餘及現金約為港幣161.4百萬元（於2021年3月31日：港幣71.1百萬元）。

於2022年3月31日，本集團的銀行及其他借貸約為港幣58.8百萬元（於2021年3月31日：約港幣153.8百萬元），其中約港幣34.6百萬元（於2021年3月31日：港幣126.2百萬元）已分類至流動負債。

於2022年3月31日，本集團的租賃負債約為港幣237.1百萬元（於2021年3月31日：港幣138.7百萬元）。

於2022年3月31日，本集團的流動資產淨值約為港幣241.8百萬元（於2021年3月31日：約港幣131.8百萬元）。

本集團於2022年3月31日及2021年3月31日的流動比率（按流動資產除以流動負債的基準計算）分別約為2.6倍及1.4倍。本集團於2022年3月31日及2021年3月31日的資本負債比率（此乃按債務總額除以權益總額的基準計算。債務總額包括銀行及其他借貸以及租賃負債）分別約為62.4%及65.9%。

### 資本承擔

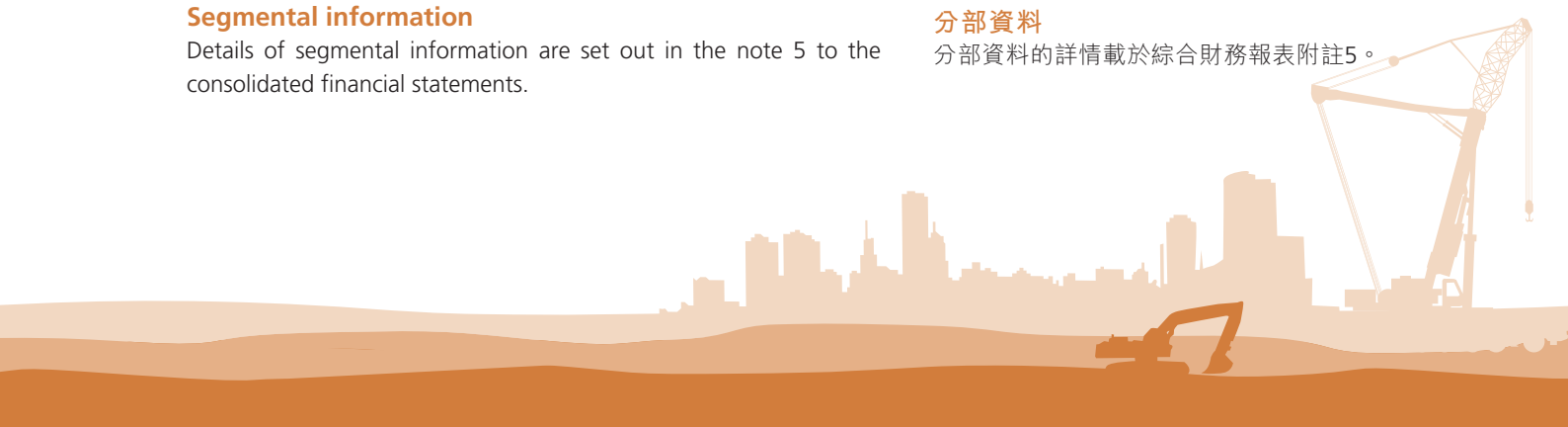
於2022年3月31日，本集團有關投資物業的翻新工程及購買機械及設備的資本承擔約為港幣41.2百萬元（於2021年3月31日：港幣4.4百萬元）。

### 資產抵押

於2022年3月31日，本集團向其他金融機構質押合共約港幣30.9百萬元（2021年3月31日：零百萬元）的已抵押存款，用作授予本集團銀行融資的抵押。

### 分部資料

分部資料的詳情載於綜合財務報表附註5。



## Management Discussion and Analysis 管理層討論及分析

### Foreign exchange risk management

Apart from the interest in an associate of which the underlining functional currency is GBP, and the subsidiaries in the Philippines and the PRC of which the underling functional currencies are PHP and RMB respectively, the revenue, expenses, monetary assets and liabilities of the Group are mainly denominated in Hong Kong dollar (which is the presentation currency of the financial information), same as the functional currency of the Group.

For the 2022 Financial Year, apart from the interest in an associate in the United Kingdom and subsidiaries in the Philippines and the PRC, there was no significant exposure to the foreign currency rate fluctuations from the operations of the Group. The Group did not maintain any hedging policy against foreign currency risk. The management will closely monitor the exposure to the foreign currency risk and will consider hedging significant currency exposure should the need arise.

### Contingent liabilities

Details of contingent liabilities are set out in the note 42 to the consolidated financial statements.

### Employees and remuneration policies

As at 31 March 2022, the Group has 398 employees in Hong Kong (as at 31 March 2021: 426), 65 employees in the Philippines (as at 31 March 2021: 119) and 48 employees in PRC (as at 31 March 2021: 154). The remuneration package of the Group for its employees includes salary, bonuses, other cash subsidies and allowances. In general, employee salaries are determined based on each employee's qualifications, experience and capability and the market remuneration rate. The Group has an annual review system to assess the performance of our employees, which forms the basis with respect to salary adjustments, bonuses and promotions. Some in-house site staff are employed as daily workers and their remuneration package includes salary and overtime allowances. The employee remuneration expense and Directors' emoluments from continuing and discontinued operations (including salaries, other benefits and retirement benefit costs) amounted to approximately HK\$208.4 million (2021 Corresponding Year: HK\$231.9 million) for the 2022 Financial Year.

### 外匯風險管理

除於一間聯營公司(其相關功能貨幣為英鎊)及菲律賓與中國的附屬公司(其相關功能貨幣分別為菲律賓比索及人民幣)的權益外,本集團的收益、開支、貨幣資產及負債主要以港幣(即財務資料的呈報貨幣)計值,與本集團的功能貨幣相同。

於2022年財政年度,除於一間英國聯營公司及菲律賓與中國的附屬公司的權益外,本集團的營運並無面對外匯匯率波動的重大風險。本集團並無任何外匯風險的對沖政策。管理層將密切監察所面對的外匯風險,並將於有需要時考慮對沖重大貨幣風險。

### 或然負債

或然負債詳情載於綜合財務報表附註42。

### 僱員及薪酬政策

於2022年3月31日,本集團於香港有398名僱員(於2021年3月31日:426名)、於菲律賓擁有65名僱員(於2021年3月31日:119名)及於中國擁有48名僱員(於2021年3月31日:154名)。本集團向僱員提供的薪酬福利包括薪金、花紅、其他現金補貼及津貼。一般而言,我們根據各僱員的資歷、經驗及能力以及市場薪酬比率釐定僱員的薪金。本集團已制定年度檢討制度,評估我們僱員的表現,並以此作為我們決定調整薪酬、派發花紅和晉升的基準。就部分內部現場員工而言,本集團僱用彼等作為日薪工人,彼等的薪酬福利包括薪金及加班費。來自持續經營業務及已終止業務的僱員薪酬開支及董事袍金(包括薪金、其他福利及退休福利成本)於2022年財政年度約為港幣208.4百萬元(2021年同期:港幣231.9百萬元)。

## Management Discussion and Analysis 管理層討論及分析

### MATERIAL DISPOSALS AND SIGNIFICANT INVESTMENT

#### Disposal of 70% Equity Interests in BGI Marine

On 16 December 2021, the Group entered into a sale and purchase agreement (“SPA”) with Shenzhen City Dabaihui Ocean Technology Company Limited\* (深圳市大百匯海洋科技有限公司) (the “Purchaser”) pursuant to which the Group agreed to sell and the Purchaser agreed to purchase the sale equity interests (representing 70% of the entire equity interest of BGI Marine) at a total consideration of RMB86 million. The SPA was subjected to reporting, circular and shareholders’ approval requirement under the Listing Rules. The SPA was completed on 28 January 2022 and immediately after completion, BGI Marine and its subsidiaries (the “BGI Marine Group”) were ceased to be subsidiaries of the Company and the financial results of the BGI Marine Group are no longer consolidated in the Group’s consolidated financial statements. For details, please refer to the announcements of the Company dated 16 December 2021, 7 January 2022 and 28 January 2022, and circular of the Company dated 20 January 2022.

### DIVIDENDS

No interim dividends has been paid by the Group during the 2022 Financial Year (2021 Corresponding Year: Nil).

The Board does not recommend the payment of a final dividend to the Shareholders of the Company for the 2022 Financial Year (2021 Corresponding Year: Nil).

### 重大出售及主要投資

#### 出售華大海洋的70%股權

於2021年12月16日。本集團與深圳市大百匯海洋科技有限公司(「買方」)簽訂買賣協議(「買賣協議」)，據此，本集團同意出售而買方同意以總代價人民幣86百萬元購買銷售股權(佔華大海洋全部股權的70%)。買賣協議須遵守上市規則的報告、通函及股東批准之規定。買賣協議已於2022年1月28日完成而緊接完成後，華大海洋及其附屬公司(「華大海洋集團」)不再為本公司的附屬公司，華大海洋集團的財務業績亦不再併入本集團的綜合財務報表。詳情請參閱本公司日期為2021年12月16日、2022年1月7日及2022年1月28日的公告，以及本公司日期為2022年1月20日的通函。

### 股息

於2022年財政年度，本集團並無派付中期股息(2021年同期：零)。

董事會並不建議就2022年財政年度向本公司股東派付末期股息(2021年同期：零)。





# Corporate Governance Report

## 企業管治報告

### CORPORATE GOVERNANCE PRACTICES

The Board and senior management of the Company commit to achieve a high standard of corporate governance, to formulate good corporate governance practice for improvement of accountability and transparency in operations, and to strengthen the internal control and risk management systems from time to time so as to ensure to protect the rights of the shareholders and enhance shareholder value.

The Company has adopted the code provisions set out in the CG code under Appendix 14 to the Listing Rules. The Company has complied with the code provision of the CG Code during the 2022 Financial Year.

### DIRECTORS' SECURITIES TRANSACTIONS

The Company has adopted the Model Code as set out in Appendix 10 of the Listing Rules. The Company has made specific enquiries with all Directors and all Directors confirmed that they have complied with the standards required by the Model Code during the 2022 Financial Year (the "CG Reporting Period").

### BOARD OF DIRECTORS

#### Overall Accountability

The Board is accountable to the Shareholders and in discharging its corporate accountability. The Directors, individually and collectively, must act in good faith in the best interests of the Company and the Shareholders and fulfill their fiduciary duties by applying the required level of skills, care and diligence to a standard in accordance with the statutory requirements.

#### Board Responsibilities

The Board is responsible for formulating group policies and business directions, and monitoring internal controls and performances. The management has been delegated the authority and responsibility by the Board for the operations of the Group. In addition, the Board has also delegated various responsibilities to the Board committees, namely, the Audit Committee, the Remuneration Committee and the Nomination Committee.

### 企業管治常規

本公司董事會及高級管理層致力達致高水平的企業管治、制定良好的企業管治常規以提高問責性及營運的透明度，並不時加強內部監控及風險管理制度以確保保障股東權益及提升股東價值。

本公司已採納上市規則附錄14的企業管治守則所載守則條文。本公司於2022年財政年度已遵守企業管治守則的守則條文。

### 董事進行證券交易

本公司已採納上市規則附錄10所載標準守則。本公司已向所有董事作出特定查詢，而所有董事已確認彼等於2022年財政年度（「企業管治報告期間」）一直遵守標準守則規定的準則。

### 董事會 全面問責

董事會須向股東負責及履行其企業責任。董事須個別及共同地以本公司及股東的最佳利益為依歸，追求卓越，並按法定要求的技能水平、謹慎及忠誠標準履行其董事受託責任。

### 董事會的職責

董事會負責制定集團政策及業務方向，並監察內部監控及表現。管理層已獲董事會分派有關本集團運營的授權和責任。此外，董事會亦將各職責分派予董事委員會，即審核委員會、薪酬委員會及提名委員會。

## Corporate Governance Report 企業管治報告

### Composition of the Board

As at 31 March 2022, the Board comprises nine members including five Executive Directors, one Non-executive Director and three Independent Non-executive Directors.

The current Board members are:

| Name                         | Present position                   |
|------------------------------|------------------------------------|
| Mr. JIM Yin Kwan Jackin      | Chairman of the Board              |
| Mr. CHUI Mo Ming             | Vice Chairman                      |
| Mr. YAN Chi Tat              | Chief Executive Officer            |
| Mr. LEUNG Hung Kwong Derrick | Executive Director                 |
| Mr. XU JunMin                | Executive Director                 |
| Mr. WANG Jian                | Non-executive Director             |
| Mr. LEE Luk Shiu             | Independent Non-executive Director |
| Mr. YU Hon Kwan              | Independent Non-executive Director |
| Mr. WONG Chi Keung Johnny    | Independent Non-executive Director |

The composition of the Board has a balance and diverse skill, experience and professional knowledge in construction business, as well as finance, accounting and legal expertise appropriate for the requirements of the business of the Group.

The biographies details of the Directors are set out in the section headed "Profiles of Directors and Senior Management" in this annual report. There is no family relationship among the Directors.

As permitted under the Articles, the Company has arranged Directors and Officers Liability Insurance in respect of any legal actions which may be taken against Directors and management in execution and discharge of their duties or in relation thereto.

During the CG Reporting Period, the Board at all times met the requirement of Rules 3.10(1) and (2) and 3.10A of the Listing Rules relating to the appointment of at least three Independent Non-executive Directors representing one-third of the Board and with at least one Independent Non-executive Director possessing appropriate professional qualifications or accounting or related financial management expertise.

### CHAIRMAN AND CHIEF EXECUTIVE OFFICER

The Board is headed by the Chairman Mr. Jim Yin Kwan Jackin, with the assistance of the Vice-chairman, Mr. Chui Mo Ming. The roles of the Chairman and the Chief Executive Officer, Mr. Yan Chi Tat, are segregated and not exercised by the same individual.

### 董事會的組成

於2022年3月31日，董事會由九名成員組成，包括五名執行董事、一名非執行董事及三名獨立非執行董事。

現任董事會成員如下：

| 姓名    | 現時職位    |
|-------|---------|
| 詹燕群先生 | 董事會主席   |
| 徐武明先生 | 副主席     |
| 甄志達先生 | 行政總裁    |
| 梁雄光先生 | 執行董事    |
| 徐軍民先生 | 執行董事    |
| 汪建先生  | 非執行董事   |
| 李祿兆先生 | 獨立非執行董事 |
| 余漢坤先生 | 獨立非執行董事 |
| 王志強先生 | 獨立非執行董事 |

董事會的組成具本集團業務規定的均衡且多元化的技能、經驗及建造業務的專業知識以及財務、會計及法律專才。

董事的履歷詳情載於本年報「董事及高級管理層履歷」一節。董事間並無親屬關係。

按章程細則允許，本公司已為董事及管理層就執行及履行其職責或相關事宜時可能採取的任何法律行動安排董事及管理人員責任保險。

於企業管治報告期間，董事會一直遵守上市規則第3.10(1)及(2)條以及第3.10A條的規定，委任至少三名獨立非執行董事（佔董事會的三分之一），其中至少一名獨立非執行董事具備適當專業資格或會計或相關財務管理專長。

### 主席及行政總裁

董事會由主席詹燕群先生領導，並由副主席徐武明先生提供協助。主席與行政總裁（由甄志達先生擔任）的職務分開且並非由同一人擔任。



## Corporate Governance Report 企業管治報告

The Chairman is responsible for the leadership and effective running of the Board and ensuring that all material issues are discussed by the Board in a timely and constructive manner. The Chief Executive Officer is responsible for the management of the Group's business and the implementation of the approved strategies of the Group. In addition, each Executive Director is responsible for the management of the different functions of the business of the Group.

With the support of the Company Secretary, the Chairman ensures that all the Directors are properly briefed on issues arising from Board meetings and be provided with adequate information in a timely manner.

### APPOINTMENT, RE-ELECTION AND REMOVAL OF DIRECTORS

Each of the Executive Directors has entered into a service agreement or letter of appointment with the Company with a fixed term, subject to retirement and re-election in accordance with the Articles of the Company.

According to code provision B.2.2 of the CG Code, every director, including those appointed for a specific term, should be subject to re-election. Each of the Non-executive Director and Independent Non-executive Directors has entered into a service agreement or letter of appointment with the Company for a term of three years, subject to retirement and re-election in accordance with Articles of the Company.

Each of the Non-executive Director and Independent Non-executive Directors may terminate his appointment by giving a three-month/one-month prior written notice to the Company or in accordance with the terms set out in the respective service agreement or letter of appointment.

The Articles of the Company provides that any Director appointed by the Board to fill a casual vacancy in the Board shall hold office until the first general meeting of the Company after his/her appointment and be subject to re-election at such meeting, and any Director appointed by the Board as an addition to the existing Board shall hold office only until the next following annual general meeting of the Company and shall then be eligible for re-election.

### BOARD COMMITTEES

The Board has established the Audit Committee, the Remuneration Committee and the Nomination Committee for overseeing specific aspects of the Company's affair under its defined scope of duties and term of reference. The terms of reference of each of the Board Committees are available on the websites of the Company and the Stock Exchange. Details of each committee are discussed below.

主席負責董事會的領導及有效運作，並須確保董事會以合時及建設性的方式討論一切重大事項。行政總裁則負責本集團業務的管理及執行本集團批准的策略。此外，各執行董事於管理本集團的業務上擔當不同的職能。

在公司秘書的支援下，主席確保全體董事均對於董事會會議上提出的各事宜有適當簡報，並適時獲得充分的資料。

### 董事委任、重選及罷免

各執行董事已與本公司訂立固定年期的服務協議或委任函，惟須根據本公司章程細則退任及重選。

根據企業管治守則守則條文第B.2.2條，所有董事（包括按特定任期獲委任者）均須接受重選。各非執行董事及獨立非執行董事已與本公司訂立服務協議或委任函，任期為三年，惟須根據本公司章程細則退任及重選。

各非執行董事及獨立非執行董事可向本公司發出三個月／一個月的事先書面通知或根據各自的服務協議或委任函所載條款終止其任命。

本公司章程細則規定，任何獲董事會委任以填補董事會臨時空缺的董事任期將直至其獲委任後的本公司首次股東大會為止，並可於該大會重選連任，以及任何獲董事會委任加入現有董事會的董事任期應僅至本公司下屆股東週年大會為止，屆時將符合資格膺選連任。

### 董事會委員會

董事會已成立審核委員會、薪酬委員會及提名委員會，以按已界定的職務範疇及職權範圍監督本公司事務的特定方面。各董事會委員會的職權範圍刊登於本公司及聯交所網站。各委員會的詳情討論如下。

## Corporate Governance Report 企業管治報告

### AUDIT COMMITTEE

The Company established an Audit Committee pursuant to a resolution of the Directors passed on 25 November 2015 with written terms of reference in compliance with the CG Code. The terms of reference of the Audit Committee is currently made available on the websites of the Company and the Stock Exchange. The primary duties of the Audit Committee are, among other things, to review and supervise the financial reporting process and internal control and risk management systems of the Group.

As at 31 March 2022, the Audit Committee consists of three members who are the Independent Non-executive Directors, namely Mr. LEE Luk Shiu, Mr. YU Hon Kwan and Mr. WONG Chi Keung Johnny. The Chairman of the Audit Committee is Mr. LEE Luk Shiu.

During the CG Reporting Period, the Audit Committee had held three meetings and performed following work:

- Reviewed the Group's audited financial statements for the year ended 31 March 2021 in conjunction with the Auditor and the unaudited consolidated financial statements for the six months ended 30 September 2021;
- Reviewed the auditing and financial reporting matters, including the key audit matters of the audited consolidated financial statements for the year ended 31 March 2021 which are set out in the annual report of the Company for the year ended 31 March 2021;
- Reviewed the changes in accounting standards and assessed their potential impacts on the Group's financial statements;
- Reviewed the effectiveness of the internal audit function performed by independent professional adviser;
- Reviewed the risk assessment and internal control report and the effectiveness of risk management and internal control system;
- Reviewed the continuing connected transactions conducted by the Group; and
- Considered and made recommendations on the re-appointment of the Auditor of the Group, and the terms of engagement.

### 審核委員會

本公司已根據於2015年11月25日通過的董事決議案成立審核委員會，並已制訂符合企業管治守則的書面職權範圍。審核委員會的職權範圍目前可於本公司及聯交所網站查閱。審核委員會的主要職責為(其中包括)審閱及監督本集團的財務報告程序以及內部監控及風險管理制度。

於2022年3月31日，審核委員會由三名成員(均為獨立非執行董事)組成，分別為李祿兆先生、余漢坤先生及王志強先生。李祿兆先生為審核委員會主席。

於企業管治報告期間，審核委員會已舉行三次會議並處理下列事宜：

- 與核數師一同審閱本集團截至2021年3月31日止年度的經審核財務報表以及截至2021年9月30日止六個月的未經審核綜合財務報表；
- 檢討審計及財務報告事項，包括本公司截至2021年3月31日止年度之年報中所載截至2021年3月31日止年度之經審核綜合財務報表的關鍵審計事項；
- 審閱會計準則的變動，並評估其對本集團財務報表的潛在影響；
- 檢討獨立專業顧問履行內部審核職能的成效；
- 審閱風險評估及內部監控報告以及相關制度的成效；
- 審閱本集團訂立的持續關連交易；及
- 考慮及就續聘本集團核數師以及委聘條款提供推薦建議。



## Corporate Governance Report 企業管治報告

The members of the Audit Committee have a private meeting with the Auditors, without the presence of the management, to discuss matters in relation to the audit of the Group.

### REMUNERATION COMMITTEE

The Company established a Remuneration Committee pursuant to a resolution of the Directors passed on 25 November 2015 with written terms of reference in compliance with the CG Code. The terms of reference of the Remuneration Committee is currently made available on the websites of the Company and the Stock Exchange. The primary duties of the Remuneration Committee are, among other things, to review and to determine the terms of remuneration packages, bonuses and other compensation payable to the Directors and senior management.

As at 31 March 2022, the Remuneration Committee consists of four members, namely Mr. YU Hon Kwan, Mr. JIM Yin Kwan Jackin, Mr. WONG Chi Keung Johnny and Mr. LEE Luk Shiu. The Chairman of the Remuneration Committee is Mr. YU Hon Kwan.

During the CG Reporting Period, the Remuneration Committee has held two meetings. The major work performed by the Remuneration Committee included reviewing of the remuneration of the Directors and senior management with reference to the remuneration level of comparable companies, and responsibilities, performance and contributions of Directors and senior management. No Director is allowed to take part in any discussion about his own remuneration.

Details of the remuneration paid to Directors and the five highest paid employees are set out in notes 11 and 12 to the consolidated financial statements.

Details of remuneration of the members of senior management by band for the 2022 Financial Year are set out below:

審核委員會成員已與核數師舉行並無管理層出席的私人會議，以討論有關本集團核數的事宜。

### 薪酬委員會

本公司已根據於2015年11月25日通過的董事決議案成立薪酬委員會，並已制訂符合企業管治守則的書面職權範圍。薪酬委員會的職權範圍目前可於本公司及聯交所網站查閱。薪酬委員會的主要職責為(其中包括)審閱及釐定應付董事及高級管理層的薪酬待遇、花紅及其他報酬的條款。

於2022年3月31日，薪酬委員會由四名成員組成，分別為余漢坤先生、詹燕群先生、王志強先生及李祿兆先生。余漢坤先生為薪酬委員會主席。

於企業管治報告期間，薪酬委員會已舉行兩次會議。薪酬委員會進行的主要工作包括檢討董事及高級管理層的薪酬，其中已參考類似公司的薪酬水平以及董事及高級管理層的責任、表現及貢獻。概無董事獲批准參與關於其本身薪酬之任何討論。

支付予董事及五名最高薪酬僱員的薪酬詳情載於綜合財務報表附註11及12。

於2022年財政年度，高級管理層成員的薪酬範圍詳情載列如下：

| Remuneration band              | 薪酬組別                      | Number of Senior Management<br>高級管理層人數 |
|--------------------------------|---------------------------|--|
| HK\$500,000 to HK\$1,000,000   | 港幣500,000元至港幣1,000,000元   | 2                                      |
| HK\$1,000,001 to HK\$1,500,000 | 港幣1,000,001元至港幣1,500,000元 | 3                                      |

## Corporate Governance Report 企業管治報告

### NOMINATION COMMITTEE

The Company established a Nomination Committee pursuant to a resolution of the Directors passed on 25 November 2015 with written terms of reference in compliance with the CG Code. A revised term of reference has been adopted on 31 December 2018 to incorporate amendments to the Listing Rules. The revised terms of reference of the Nomination Committee is currently made available on the websites of the Company and the Stock Exchange. The primary function of the Nomination Committee is to make recommendations to the Board on the appointment or re-appointment of Directors and the management of the Board succession. It also oversees the diversity policy of the Group.

As at 31 March 2022, the Nomination Committee consists of four members, namely Mr. YU Hon Kwan, Mr. JIM Yin Kwan Jackin, Mr. WONG Chi Keung Johnny and Mr. LEE Luk Shiu. The Chairman of the Nomination Committee is Mr. YU Hon Kwan.

During the CG Reporting Period, the Nomination Committee has held two meetings. The major work performed by the Nomination Committee included assessing the independence of the Independent Non-executive Directors, reviewing the rotation of the Directors for the re-election at the AGM and reviewing the composition, the size and the diversity of the Board in accordance with the board diversity policy adopted by the Company.

Pursuant to the CG Code, a separate ordinary resolution will be proposed at the AGM for Shareholders to consider and approve the re-election of the retiring Directors.

### BOARD DIVERSITY POLICY

Pursuant to the CG Code, the Board adopted a board diversity policy (the “**Board Diversity Policy**”). The Company recognised and embraces the benefits of diversity of Board members. While all Board appointments will continue to be made on a merit basis, the Company will ensure that the Board has a balance of skills, experience and diversity of perspectives appropriate to the needs of the Company’s business. Selection of candidates will be based on the Company’s Board Nomination Policy and a range of diversity perspectives, including but not limited to gender, age, cultural and educational background, experience (professional or otherwise), ethnicity, skills and knowledge and length of service.

### 提名委員會

本公司已根據於2015年11月25日通過的董事決議案成立提名委員會，並已制訂符合企業管治守則的書面職權範圍。經修訂的職權範圍已於2018年12月31日獲採納，以納入上市規則的修訂。提名委員會的經修訂職權範圍目前可於本公司及聯交所網站查閱。提名委員會的主要職能為就委任或重新委任董事及管理董事會繼任人選事宜向董事會作出推薦建議。其亦監督本集團之多元化政策。

於2022年3月31日，提名委員會由四名成員組成，分別為余漢坤先生、詹燕群先生、王志強先生及李祿兆先生。余漢坤先生為提名委員會主席。

於企業管治報告期間，提名委員會已舉行兩次會議。提名委員會進行之主要工作包括評估獨立非執行董事之獨立性、檢討股東週年大會膺選連任的董事以及根據本公司採納之董事會多元化政策檢討董事會之組成、規模及多元化。

根據企業管治守則，一項獨立普通決議案將於股東週年大會提呈，以供股東考慮及批准重選退任董事。

### 董事會成員多元化政策

根據企業管治守則，董事會採納了董事會多元化政策（「**董事會多元化政策**」）。本公司肯定及深明董事會成員多元化的裨益。在董事會所有任命將繼續奉行任人唯賢的原則的同時，本公司將確保董事會在切合本公司業務所需的技能、經驗及不同觀點方面取得平衡。候選人的甄選將基於參照本公司董事會提名政策及顧及一系列多元化範疇，包括但不限於性別、年齡、文化和教育背景、經驗（專業或其他）、種族、技能及知識以及服務年限。



## Corporate Governance Report 企業管治報告

As at the date of this annual report, the Board comprises nine Directors. The following tables further illustrate the diversity of the Board members as of the date of this annual report:

於本年報日期，董事會由九名董事組成。下表進一步說明截至本年報日期董事會成員的多元化：

| Name of Directors                             | 董事姓名                     | 50 –59  | 60 and above |
|---|--------------------------|---------|--------------|
|   |                          | 50 –59歲 | 60歲及以上       |
| Mr. JIM Yin Kwan Jackin                       | 詹燕群先生                    |         | √            |
| Mr. CHUI Mo Ming                              | 徐武明先生                    |         | √            |
| Mr. YAN Chi Tat                               | 甄志達先生                    | √       |              |
| Mr. LEUNG Hung Kwong Derrick                  | 梁雄光先生                    | √       |              |
| Mr. XU JunMin                                 | 徐軍民先生                    | √       |              |
| Mr. WANG Jian<br>(appointed on 19 April 2021) | 汪建先生<br>(於2021年4月19日獲委任) |         | √            |
| Mr. LEE Luk Shiu                              | 李祿兆先生                    |         | √            |
| Mr. YU Hon Kwan                               | 余漢坤先生                    | √       |              |
| Mr. WONG Chi Keung Johnny                     | 王志強先生                    |         | √            |

| Name of Directors                             | 董事姓名                     | Professional Experience<br>專業經驗 |     |                        |  |
|---|--------------------------|---------------------------------|-----|------------------------|--|
|   |                          | Engineering and construction    | Law | Accounting and Finance | Aquatic organism genomics research<br>水生生物基因組學研究 |
|   |                          | 工程及建築                           | 法律  | 會計及財務                  |  |
| Mr. JIM Yin Kwan Jackin                       | 詹燕群先生                    | √                               |     |                        |  |
| Mr. CHUI Mo Ming                              | 徐武明先生                    | √                               |     |                        |  |
| Mr. YAN Chi Tat                               | 甄志達先生                    | √                               |     |                        |  |
| Mr. LEUNG Hung Kwong Derrick                  | 梁雄光先生                    | √                               |     |                        |  |
| Mr. XU JunMin                                 | 徐軍民先生                    |                                 |     |                        | √  |
| Mr. WANG Jian<br>(appointed on 19 April 2021) | 汪建先生<br>(於2021年4月19日獲委任) |                                 |     |                        | √  |
| Mr. LEE Luk Shiu                              | 李祿兆先生                    |                                 |     | √                      |  |
| Mr. YU Hon Kwan                               | 余漢坤先生                    | √                               |     |                        |  |
| Mr. WONG Chi Keung Johnny                     | 王志強先生                    |                                 | √   |                        |  |

The Nomination Committee will monitor the implementation of the Board Diversity Policy and report the Board annually.

提名委員會將監督董事會多元化政策的實施，並每年向董事會匯報。

## Corporate Governance Report 企業管治報告

### BOARD NOMINATION POLICY

The Company has adopted a Board Nomination Policy for the Nomination Committee to consider and make recommendations to Shareholders for election as Directors at general meetings or appoint as Directors to fill casual vacancies.

#### Selection Criteria

The factors listed below would be used as reference by the Nomination Committee in assessing the suitability of a proposed candidate:

1. reputation for integrity;
2. accomplishment and experience in the business in which the Group is engaged in;
3. commitment in respect of available time and relevant interest;
4. diversity in all its aspects, including but not limited to race, gender, age (18 years or above), educational background, professional experience, skills and length of service;
5. qualifications which include professional qualifications, skills, knowledge and experience that are relevant to the Company's business and corporate strategy;
6. the number of existing directorships and other commitments that may demand the attention of the candidate;
7. requirement for the Board to have Independent Non-executive Directors in accordance with the Listing Rules and whether the candidates would be considered independent with reference to the independence guidelines set out in Rules 3.08, 3.09 and 3.13 of the Listing Rules;
8. Board Diversity Policy of the Company and any measurable objectives adopted by the Nomination Committee for achieving diversity on the Board; and
9. such other perspectives appropriate to the Company's business.

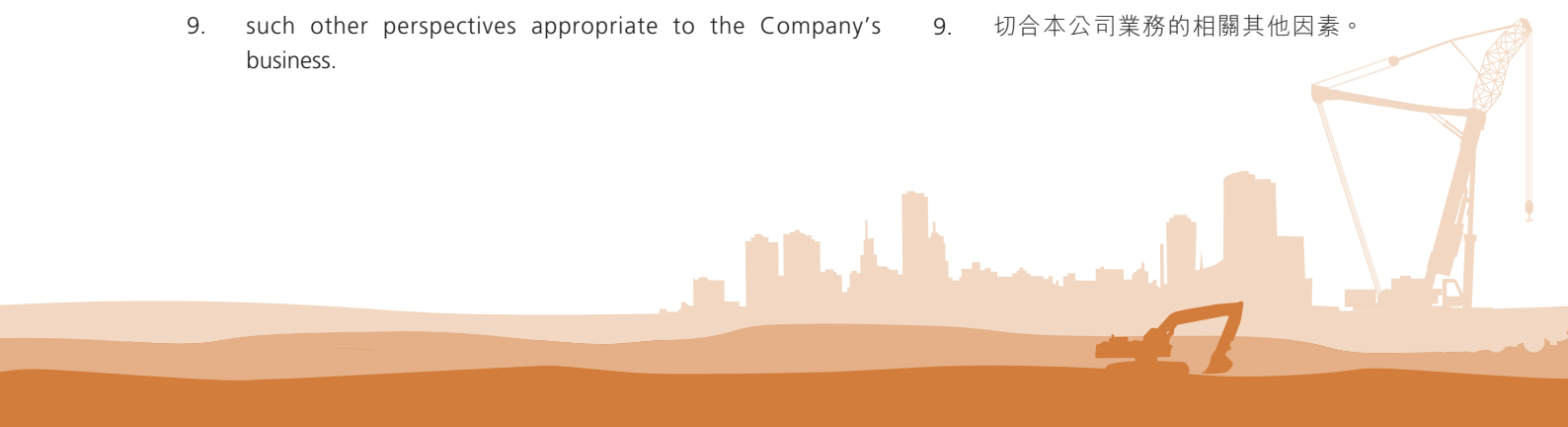
### 董事會提名政策

本公司已就提名委員會採納董事會提名政策，以供其考慮及向股東推薦於股東大會上推選為董事或委任為董事以填補臨時空缺。

#### 甄選標準

評估建議候選人的合適性時，提名委員會將考慮下列因素：

1. 誠信的聲譽；
2. 於本集團所從事業務中的成就及經驗；
3. 可投入的時間及相關利益；
4. 於各方面的多元化，包括但不限於種族、性別、年齡（18歲或以上）、教育背景、專業經驗、技能及服務年限；
5. 資格，包括與本公司業務及企業策略相關的專業資格、技能、知識及經驗；
6. 現有董事人數及可能要求候選人出席的其他承擔；
7. 上市規則要求董事會必須包含獨立非執行董事的規定及參考上市規則第3.08條、3.09條及3.13條所載的獨立指引候選人是否被視為獨立人士；
8. 本公司董事會成員多元化政策及提名委員會為實現董事會成員多元化所採納的任何可計量目標；及
9. 切合本公司業務的相關其他因素。





## Corporate Governance Report

### 企業管治報告

#### Director Nomination Procedure

Subject to the provisions in the Articles of the Company and the Listing Rules, if the Board recognises the need for an additional Director or a member of senior management, the following procedure will be followed:

1. The Nomination Committee and/or Board will identify potential candidates based on the criteria as set out in the selection criteria, possibly with assistance from external agencies and/or advisors;
2. The Nomination Committee and/or the Company Secretary of the Company will then provide the Board with the biographical details and details of the relationship between the candidate and the Company and/or Directors, directorships held, skills and experience, other positions which involve significant time commitment and any other particulars required by the Listing Rules, the Companies Law of the Cayman Islands and other regulatory requirements for any candidate for appointment to the Board;
3. The Nomination Committee would then make recommendation to the Board on the proposed candidate(s) and the terms and conditions of the appointment;
4. The Nomination Committee should ensure that the proposed candidate(s) will enhance the diversity of the Board;
5. In the case of the appointment of an Independent Non-executive Director, the Nomination Committee and/or the Board should obtain all information in relation to the proposed Director to allow the Board to adequately assess the independence of the Director in accordance with the factors set out in Rules 3.08, 3.09 and 3.13 of the Listing Rules, subject to any amendments as may be made by the Stock Exchange from time to time; and
6. The Board will then deliberate and decide on the appointment based upon the recommendation of the Nomination Committee.

#### 董事提名程序

根據本公司章程細則條文及上市規則，倘董事會意識到需委任額外董事或高級管理層成員，則會遵守以下程序：

1. 提名委員會及／或董事會將基於甄選標準所載標準及可能在外部機構及／或顧問的協助下物色潛在候選人；
2. 提名委員會及／或本公司的公司秘書屆時會向董事會提供候選人履歷詳情，以及候選人與本公司及／或董事之間的關係詳情、所擔任董事職務、技能與經驗、涉及投入大量時間的其他職位以及上市規則、開曼群島《公司法》及其他監管規定要求董事會任命任何候選人須提供的任何其他詳情；
3. 提名委員會屆時會就建議候選人以及委任條款及條件向董事會提供推薦建議；
4. 提名委員會須確保建議候選人會改善董事會成員多元化的情況；
5. 如委任一名獨立非執行董事，提名委員會及／或董事會須獲得與建議董事有關的所有資料，使董事會可根據上市規則第3.08條、3.09條及3.13條所載因素（聯交所或會不時作出任何修訂）對董事的獨立性作出適當評估；及
6. 董事會屆時將基於提名委員會的推薦建議慎重考慮及決定有關委任。

## Corporate Governance Report 企業管治報告

### BOARD MEETINGS

The Company generally convenes four regular Board meetings per year or more meetings when necessary. During the CG Reporting Period, 18 Board meetings were held, inter alia, to consider and approve the matters recommended by the Board Committees, including the interim report and annual report, the continuing connected transactions, subscription of bonds, to review and discuss the financial operation of the Group and appointment of an Executive Director. The table below sets out the attendance of each Director at the AGM and the meetings of the Board and other Board committees held during the 2022 Financial Year:

|  |                          | AGM<br>股東週年大會 | Board<br>董事會 | Audit<br>Committee<br>審核委員會 | Remuneration<br>committee<br>薪酬委員會 | Nomination<br>committee<br>提名委員會 |
|--|--------------------------|---------------|--------------|-----------------------------|------------------------------------|----------------------------------|
| <b>Executive Directors</b>                 | <b>執行董事</b>              |               |              |                             |                                    |                                  |
| Mr. JIM Yin Kwan Jackin                    | 詹燕群先生                    | 1/1           | 18/18        | N/A不適用                      | 2/2                                | 2/2                              |
| Mr. CHUI Mo Ming                           | 徐武明先生                    | 1/1           | 18/18        | N/A不適用                      | N/A不適用                             | N/A不適用                           |
| Mr. YAN Chi Tat                            | 甄志達先生                    | 1/1           | 18/18        | N/A不適用                      | N/A不適用                             | N/A不適用                           |
| Mr. LEUNG Hung Kwong Derrick               | 梁雄光先生                    | 1/1           | 17/18        | N/A不適用                      | N/A不適用                             | N/A不適用                           |
| Mr. XU JunMin                              | 徐軍民先生                    | 1/1           | 16/18        | N/A不適用                      | N/A不適用                             | N/A不適用                           |
| <b>Non-executive Director</b>              | <b>非執行董事</b>             |               |              |                             |                                    |                                  |
| Mr. WANG Jian (appointed on 19 April 2021) | 汪建先生<br>(於2021年4月19日獲委任) | 1/1           | 12/15        | N/A不適用                      | N/A不適用                             | N/A不適用                           |
| <b>Independent Non-executive Directors</b> | <b>獨立非執行董事</b>           |               |              |                             |                                    |                                  |
| Mr. LEE Luk Shiu                           | 李祿兆先生                    | 1/1           | 18/18        | 3/3                         | 2/2                                | 2/2                              |
| Mr. YU Hon Kwan                            | 余漢坤先生                    | 1/1           | 17/18        | 3/3                         | 2/2                                | 2/2                              |
| Mr. WONG Chi Keung Johnny                  | 王志強先生                    | 1/1           | 18/18        | 3/3                         | 2/2                                | 2/2                              |

Formal notices of Board meeting have been given to all Directors at least 14 days before the meeting, or reasonable time period as allowed by the Directors. Notices and agenda of the Board meeting are prepared by the Company Secretary as delegated by the Chairman. All Directors are given opportunity to include any matters which they believe to be appropriate in the agenda of the Board meetings.

### 董事會會議

本公司一般每年召開四次定期董事會會議或於有需要時增加會議次數。於企業管治報告期間，舉行18次董事會會議，以（其中包括）考慮及批准董事會委員會所建議的事宜（包括中期報告及年報、持續關連交易、認購債券、檢討及討論本集團的財務運作及委任執行董事。下表載列每位董事出席於2022年財政年度舉行的股東週年大會及董事會及其他董事會委員會會議的情況：

董事會會議的正式通告將會於會議舉行前不少於14天或董事容許的合理時間內送呈全體董事。召開董事會會議通告及議程由董事會主席委派公司秘書負責編製。全體董事皆有機會提出任何彼等認為合適商討之事項並將其列入董事會會議議程。



## Corporate Governance Report 企業管治報告

Agenda and relevant information of Board meeting with adequate background information and supporting analysis are made available to the Directors at least 3 days before the intended date of the Board meeting. All Directors are given separate and independent access to the Company's senior management for further information and enquiries. The Company Secretary and senior management will attend all the meetings of the Board and Board Committees to advise on corporate governance, statutory compliance and financial matters.

Any material matters that would have conflict of interest between the Directors/substantial shareholders and the Company will be dealt with in the Board meeting. Pursuant to the Articles, a Director is not entitled to vote on (nor is counted in the quorum) any resolution of the Board in respect of any contract or arrangement or any other proposal whatsoever in which he or any of his associates (including any person who would be deemed to be an "associate" of the Directors under the Listing Rules) has any material interest, except in certain special circumstances. The Chairman of the Board meeting is required to ensure that each Director is aware of such requirement at the commencement of each Board meeting and declaration of interest is properly made in the Board meeting where conflicts of interest arise.

Directors have access to advices and services of the Company Secretary and key officers of the Company in relation to the Board procedures. Draft minutes of the Board/Board Committee meetings are recorded in sufficient details. The matters considered by participants of such meetings and decisions reached are forwarded to participants for comments within a reasonable time after the meetings and final versions of minutes of Board meetings and meetings of Board Committee are kept by the Company Secretary, which are open for inspection by any Directors at any reasonable time on reasonable notice.

Board members are provided with complete, adequate and timely information to allow the Directors to fulfill their duties properly. Directors may seek independent professional advice at the Company's expense, if necessary, with the approval of the Board.

During the CG Reporting Period, the Chairman has held a private meeting with the Independent Non-executive Directors without the presence of other Executive Directors.

董事會會議議程及相關附有充足的背景資料及論據分析的資料會在擬召開的董事會會議日期前最少3天送呈各董事查閱。所有董事可各自接觸本公司高級管理人員索取進一步的資訊與查詢。公司秘書與高級管理人員將參與所有董事會會議及董事會委員會會議，就企業管治、遵守法則和財務方面提供意見。

任何重要事項中存有董事／主要股東和本公司有利益衝突時，將在董事會會議上處理。根據章程細則規定，除若干特殊情況外，董事無權就彼或彼任何聯繫人（包括上市規則項下被視為董事「聯繫人」之任何人士）擁有任何重大權益之任何合約或安排或任何其他建議，就董事會之任何決議案投票（或就此計入法定人數）。董事會會議主席須於每次董事會會議舉行時確保每名董事均知悉有關規定，並於出現利益衝突時妥為向董事會申報其權益。

董事有權要求本公司公司秘書和主要職員提供有關董事會程序的意見和服務。董事會／董事會委員會會議草稿已詳細記錄。該等會議與會者所考慮的事項及達致的決定於會議後的合理時間內送呈與會者表達意見，而董事會及董事會委員會會議記錄最後定稿由公司秘書存檔。任何董事於合理時間內，發出合理通知後可查閱有關文件。

董事會成員獲提供完整、適當、及時之資料，以使董事能夠恰當地履行其職責。董事如有需要時，於得到董事會批准後，可尋求獨立專業意見，費用由本公司支付。

於企業管治報告期間，主席與獨立非執行董事在其他執行董事避席的情況下舉行一次非公開會議。

## Corporate Governance Report 企業管治報告

### DIRECTORS' TRAINING AND PROFESSIONAL DEVELOPMENT

All Directors are encouraged to keep abreast of their responsibilities as a Director and of the conduct, business activities and development of the Company. The Company from time to time updates the Directors on the latest regulatory and governance developments.

Directors are encouraged to participate in professional development courses and seminars to develop and refresh their knowledge and skills relating to the roles, functions and duties of a Director of a listed company. Directors are regularly updated on the latest development on the Listing Rules and other applicable regulatory requirements to ensure their contributions to the Board remains informed and relevant.

During the year ended 31 March 2022, the Directors participated in the following trainings:

### 董事的培訓及專業發展

本公司鼓勵所有董事恪守作為董事的責任，並與本公司的操守、業務活動及發展並進。本公司不時向董事提供最新的規管及管治發展的更新信息。

本公司鼓勵董事參與專業發展的課程及研討會，以發展及更新其有關作為上市公司董事的職能、職責及職務的知識及技能。董事定期瞭解上市規則及其他適用監管規定之最新發展，以確保其對董事會作出知情及相關貢獻。

截至2022年3月31日止年度，董事參與下列培訓：

#### Types of training 培訓類型

|  |                 | Types of training<br>培訓類型 |
|--|-----------------|---------------------------|
| <b>Executive Directors</b>                 | <b>執行董事：</b>    |                           |
| Mr. JIM Yin Kwan Jackin                    | 詹燕群先生           | A, B                      |
| Mr. CHUI Mo Ming                           | 徐武明先生           | A, B                      |
| Mr. YAN Chi Tat                            | 甄志達先生           | A, B                      |
| Mr. LEUNG Hung Kwong Derrick               | 梁雄光先生           | A, B                      |
| Mr. XU JunMin                              | 徐軍民先生           | A, B                      |
| <b>Non-executive Director</b>              | <b>非執行董事</b>    |                           |
| Mr. WANG Jian                              | 汪建先生            | A, B                      |
| <b>Independent Non-executive Directors</b> | <b>獨立非執行董事：</b> |                           |
| Mr. LEE Luk Shiu                           | 李祿兆先生           | A, B                      |
| Mr. YU Hong Kwan                           | 余漢坤先生           | A, B                      |
| Mr. WONG Chi Keung Johnny                  | 王志強先生           | A, B                      |

A: attending in house training sessions.

A: 參與公司內部培訓課程。

B: reading newspapers, journals and updates distributed by the Group relating to the economy, general business and regulatory matters.

B: 閱讀本集團發行的有關經濟、商業及監管條例的報紙、雜誌及最新資訊。

### ACCOUNTABILITY AND AUDITING

The Board acknowledges its responsibility in preparing the Group's consolidated financial statements for each financial year which give a true and fair view of the Group's state of affairs, results and cash flows and in accordance with the relevant accounting standards and principles and the disclosure requirements under applicable laws and regulations in Hong Kong.

### 問責及審核

董事會負責編製本集團各財政年度的綜合財務報表，根據相關會計準則及原則以及香港適用法例及法規項下的披露規定，真實而公平地反映本集團業務狀況、業績及現金流量。



## Corporate Governance Report 企業管治報告

In preparing the consolidated financial statements for the year ended 31 March 2022, the generally accepted accounting principles in Hong Kong, Hong Kong Financial Reporting Standards and Hong Kong Accounting Standards are adopted, with consistent use of appropriate accounting policies, for making reasonable and prudent judgments and estimates. The consolidated financial statements for the year ended 31 March 2022 have been prepared on a going concern basis. The reporting responsibilities of the Auditors are set out in the Independent Auditors' Report in this annual report.

### DIVIDEND POLICY

The Company has adopted a Dividend Policy, pursuant to which the Board has the discretion to declare and distribute dividends to the shareholders of the Company, subject to the Memorandum and Articles of the Company and the applicable laws and regulations of Hong Kong and the Cayman Islands, any other laws and regulations applicable to the Company and the factors set out in the Dividend Policy.

The Board shall also take into account the actual and expected operation and financial performance of the Group; the retained earnings and distributable reserves of the Company; the expected working capital requirement and economic outlook for business strategy and future expansion plan of the Group; the financial and liquidity position of the Group; the financial covenants and restrictions on payment of dividends that may be imposed by the lenders of the Group; the statutory and regulatory restrictions and taxation implications; the general economic conditions and other internal and external factors that may have an impact on the business of the Group; and other factors that the Board may consider relevant when considering the declaration and payment of dividends.

The Board will continually review the Dividend Policy and reserves the right in its sole and absolute discretion to update, amend and/or modify the Dividend Policy at any time, and the Dividend Policy shall in no way constitute a legally binding commitment by the Company that dividends will be paid in any particular amount and/or in no way obligate the Company to declare a dividend at any time or from time to time.

### INTERNAL CONTROL AND RISK MANAGEMENT SYSTEMS

The Board is responsible for maintaining sound and effective internal control and risk management systems and for reviewing their effectiveness, particularly in respect of controls on financial, operational, compliance and risk management, to safeguard shareholders' investment and the Group's assets.

在編製截至2022年3月31日止年度的綜合財務報表時，已採納香港一般公認的會計準則、香港財務報告準則及香港會計準則，並貫徹運用合適的會計政策，以作出合理審慎的判斷及估計。截至2022年3月31日止年度的綜合財務報表乃按持續經營基準編製。核數師的報告職責載於本年報的獨立核數師報告。

### 股息政策

本公司已採納股息政策，據此，董事會可酌情向本公司股東宣派及派發股息，惟須遵守本公司的章程大綱及細則以及香港及開曼群島適用法律法規、適用於本公司的任何其他法律及法規以及股息政策所載的因素。

董事會亦須考慮本集團的實際及預期營運及財務表現；本公司的保留盈利及可分派儲備；本集團業務策略及未來擴展計劃的預期營運資金需求及經濟前景；本集團的財務及流動資金狀況；本集團貸方可能施加的財務契約及派付股息的限制；法定及監管限制以及稅收影響；整體經濟狀況及可能對本集團業務產生影響的其他內部及外部因素；以及董事會在考慮宣派及派付股息時可能認為相關的其他因素。

董事會將持續檢討股息政策，並保留在任何時候全權酌情決定更新、修改及／或修訂股息政策的權利，而股息政策並不構成本公司將派付特定金額股息的具法律約束力承諾及／或不構成本公司在任何時間或不時宣派股息的責任。

### 內部監控及風險管理制度

董事會負責維持穩固有效的內部監控及風險管理制度，並檢討其有效性，尤其是有關財務、營運、合規及風險管理的監控方面，以保障股東投資及本集團資產。

## Corporate Governance Report 企業管治報告

The internal control and risk management systems are designed to provide reasonable, but not absolute, assurance. The systems aim to eliminate, or otherwise manage, risks of failure in achieving the Company's objectives.

The Company does not establish an internal audit function. The Group has engaged an external internal control consultant to review various aspects of the internal control and risk management systems of the Group. The Board, through the Audit Committee, has reviewed the result of the work of the external internal control consultant in relation to the effectiveness of the internal control and risk management systems of the Group, including the adequacy of resources, qualifications and experience of staff of the Company's accounting and financial reporting function. The Audit Committee oversees the internal control and risk management systems of the Group and reports any material issues to the Board.

Based on the result of the reviews as mentioned above, the Board considered that proper internal control and risk management systems are in place and implemented effectively.

The Group has implemented the management and quality assurance standards in accordance with the standards of International Organisation for Standardisation in respect of ISO 9001 (quality management systems), ISO 14001 (environmental management system) and ISO 50001 (energy management system). In addition, the Group has implemented the occupational health and safety management system in accordance with the requirements of ISO 45001 (Occupational Health and Safety) and OHSAS 18001 of Occupational Health and Safety Assessment Specification. The Group has met the requirements of the annual review conducted by the external consultants.

The Group has engaged Registered Safety Auditors to conduct independent safety and health audit in relation to the effectiveness, efficiency and reliability of safety and health management systems in accordance with the requirements under the Code of Practice on Safety Management for various construction sites during the CG Reporting Period. Improvements had been implemented according to the recommendations of the Registered Safety Auditors.

設計內部監控及風險管理制度旨在為提供合理(但非絕對)保證。該制度旨在消除或另行管理未能達致本公司目標的風險。

本公司並未設有內部審核職能。本集團已聘用外聘內部監控顧問以檢討本集團內部監控及風險管理制度的各個範疇。董事會已透過審核委員會對外聘內部監控顧問就有關本集團內部監控及風險管理制度的有效性的工作結果進行檢討，範圍包括本公司會計及財務報告職能的資源是否充足以及員工的資歷及經驗。審核委員會監察本集團的內部監控及風險管理制度，並向董事會匯報任何重大事宜。

根據上述檢討結果，董事會認為已妥為制定及有效執行內部監控及風險管理制度。

本集團已根據國際標準化組織有關ISO9001(質量管理體系)、ISO 14001(環境管理體系)及ISO 50001(能源管理體系)的標準，實施管理及質量保證標準。此外，本集團根據ISO 45001(職業健康及安全)及職業健康安全評估規格(Occupational Health and Safety Assessment Specification) OHSAS 18001的規定實施職業健康安全管理。本集團已符合外部顧問進行的年度檢討規定。

於企業管治報告期間，本集團已聘用註冊安全審核員，根據安全管理工作守則規定對各個建築地盤進行有關安全健康管理制度的成效、效率及可靠性的獨立安全健康審查，並已根據註冊安全審核員之建議進行改善工作。



## Corporate Governance Report 企業管治報告

### DEED OF NON-COMPETITION

In order to avoid any future competition between the Group and the Controlling Shareholders, each of the Controlling Shareholders has executed a deed of non-competition dated 25 November 2015 (the “**Deed of Non-Competition**”) in favour of the Company. Pursuant to the terms of the Deed of Non-Competition, each of the Controlling Shareholders has undertaken, among others, in favour of the Company that he/it will not and will procure his/its close associates not to engage in any business which may be in competition with the business carried on by the Group from time to time. The Independent Non-executive Directors have also reviewed the status of compliance by each of the Controlling Shareholders with the Deed of Non-Competition and as far as the Independent Non-executive Directors can ascertain, there is no breach of any of the Deed of Non-Competition.

### AUDITORS’ REMUNERATION

The remuneration paid or payable to SHINEWING (HK) CPA Limited and its affiliated company in respect of the audit services and non-audit services for the year ended 31 March 2022 are as follows:

### 不競爭契據

為避免日後本集團與控股股東之間的任何競爭，各控股股東以本公司為受益人簽立日期為2015年11月25日的**不競爭契據**（「**不競爭契據**」）。根據**不競爭契據**的條款，各控股股東已向本公司承諾（其中包括），彼將不會並將促使其緊密聯繫人不得從事可能與本集團不時進行的業務構成競爭的任何業務。獨立非執行董事亦已審閱各控股股東對**不競爭契據**的遵守情況，並確認就獨立非執行董事所知，概無違反任何**不競爭契據**的情況。

### 核數師酬金

截至2022年3月31日止年度就審核服務及非審核服務已付或應付信永中和（香港）會計師事務所有限公司及其聯屬公司的酬金如下：

| Nature of Services   | 服務性質  | Fee paid/<br>payables<br>已付／應付費用<br>HK\$'000<br>港幣千元 |
|--|---|--|
| Audit services   | 審核服務  |  |
| – consolidated financial statements of the Group for the 2022 Financial Year                       | – 本集團2022年財政年度綜合財務報表                          | 1,150  |
| Non-audit services   | 非審核服務   |  |
| – Agreed upon procedures on interim report for the period ended 30 September 2021 under HKFRS 4400 | – 協定香港財務報告準則第4400號項下有關截至2021年9月30日止期間的中期報告的程序 | 190  |

### COMPANY SECRETARY

Mr. Chong Man Hung Jeffrey, the Company Secretary of the Company, is the primary contact person of the Board for all matters relating to corporate governance and board procedures. All Directors have access to the Company Secretary to ensure that Board procedures and all applicable laws, rules and regulations are followed. During the CG Reporting Period, he had taken relevant professional trainings as required under Rule 3.29 of the Listing Rules. The details of the biographical of the Company Secretary are set out on page 38 of this annual report.

### 公司秘書

本公司的公司秘書莊文鴻先生就有關企業管治及董事會程序一切事宜擔任董事會主要聯絡人。所有董事均可接觸公司秘書，確保能夠遵守董事會程序及所有適用法例、規則及規例。於企業管治報告期間，彼已按上市規則第3.29條規定參加相關專業培訓。有關公司秘書的履歷詳情載於本年報第38頁。

## Corporate Governance Report 企業管治報告

### COMMUNICATION WITH SHAREHOLDERS AND INVESTORS

The Company believes that effective communication with Shareholders is essential for enhancing investor relations and investors' understanding of the Group's business performance and strategies. The Group also recognises the importance of transparency and timely disclosure of corporate information, which enables Shareholders and investors to make appropriate investment decisions.

All the members of the Board and Board committees and the Auditor have attended the 2021 AGM to answer Shareholders' questions. Circular and notice of the 2021 AGM have been distributed to all Shareholders before the 2021 AGM in accordance with the timeline requirement as laid down in the Listing Rules and the Articles. All the resolutions proposed to be approved at the 2021 AGM have been taken by poll and poll voting results have been published on the websites of the Stock Exchange and the Company after the 2021 AGM.

As a channel to promote effective communication, the Group maintains a website where information on the Company's announcements, financial information and other information are posted. Shareholders and investors may write directly to the Company at its principal place of business in Hong Kong with any enquiries.

### SHAREHOLDERS' RIGHTS

#### 1) Procedures for Shareholders to convene an extraordinary general meeting ("EGM")

Pursuant to the Articles 64 of the Articles of the Company, an extraordinary general meeting can be convened on the requisition of one or more Shareholders holding, at the date of deposit of the requisition, not less than one tenth (10%) of the paid up capital of the Company having the right of voting at general meetings. Such requisition shall be made in writing to the Board or the Company Secretary of the Company for the purpose of requiring an extraordinary general meeting to be called by the Board for the transaction of any business specified in such requisition. Such meeting shall be held within 2 months after the deposit of such requisition. If within 21 days of such deposit, the Board fails to proceed to convene such meeting, the requisitionist(s) himself (themselves) may do so in the same manner, and all reasonable expenses incurred by the requisitionist(s) as a result of the failure of the Board shall be reimbursed to the requisitionist(s) by the Company.

### 與股東及投資者的溝通

本公司相信，與股東有效溝通對加深投資者關係以及投資者對本集團業務表現及策略的了解而言至關重要。本集團亦深明公開並及時披露企業資料以讓股東及投資者作出適當投資決定之重要性。

所有董事會及董事會委員會的成員以及核數師已出席2021年股東週年大會回答股東的提問。通函及2021年股東週年大會通告已按照上市規則及章程細則規定的時限，於2021年股東週年大會舉行前派發予全體股東。全部擬於2021年股東週年大會上提交審批的決議案將以投票方式進行表決，投票結果已於2021年股東週年大會後在聯交所及本公司網站刊登。

作為促進有效溝通的渠道，本集團設立網站以刊登本公司公告的資料、財務資料及其他資料。股東及投資者可就任何查詢以書面形式直接寄往本公司的香港主要營業地點。

### 股東權利

#### (1) 股東召開股東特別大會（「股東特別大會」）的程序

根據本公司章程細則第64條，一名或以上於遞交申請當日持有有權於股東大會投票的本公司繳足股本不少於十分之一(10%)的股東可要求召開股東特別大會。該項要求須以書面向董事會或本公司的公司秘書提呈，述明要求董事會召開股東特別大會以處理要求內訂明的任何事項。該大會須於該項要求遞交後兩個月內舉行。倘董事會於有關要求遞交後21日內未能召開該大會，則遞交要求人士可自行以相同方式召開大會，而本公司須向遞交要求人士償付所有由遞交要求人士因董事會未能召開大會而產生的所有合理開支。





## Corporate Governance Report 企業管治報告

### 2) Procedures for putting forward proposals at Shareholders' meeting

There are no provisions in the Articles of the Company or the Companies Law of the Cayman Islands for Shareholders to move new resolutions at general meetings. Shareholders who wish to move a resolution may request the Company to convene a general meeting in accordance with the procedures set out in the preceding paragraph.

### 3) Shareholders' enquiries to the Board

Shareholders may send their enquiries and concerns together with their names and contact information to the Board by addressing them to the head office in Hong Kong at Units 1104–1106, Nan Fung Commercial Centre, 19 Lam Lok Street, Kowloon Bay, Kowloon, Hong Kong by post or email to info@yee-hop.com.hk for the attention of the Chairman of the Board. The Board will reply the enquiries and concerns as soon as possible.

For the avoidance of doubt, shareholders must deposit and send the original duly signed written requisition, notice and statement, or enquiry (as the case may be) to the above address and provide their full name, contact details and identification in order to give effect thereto. Shareholders' information may be disclosed as required by law.

## CONSTITUTIONAL DOCUMENTS

The Company adopted an amended and restated Memorandum and Articles of the Company (the “**Constitutional Documents**”) on 25 November 2015 and effective upon the Listing. A copy of the Company's updated Constitutional Documents is available on the websites of the Company and the Stock Exchange.

During the CG Reporting Period, there is no change to the Constitutional Documents.

### (2) 於股東大會提呈建議的程序

本公司章程細則或開曼群島公司法概無條文規定股東可於股東大會動議新決議案。有意動議決議案的股東可依據上一段所載程序要求本公司召開股東大會。

### (3) 股東向董事會提出查詢

股東可將其對董事會查詢及關注連同其姓名及聯繫資料，通過郵寄方式寄至香港總辦事處（地址為香港九龍九龍灣臨樂街19號南豐商業中心1104–1106室）或發送電郵至 info@yee-hop.com.hk，收件人為董事會主席。董事會將儘快回覆股東的查詢及意見。

為免生疑問，股東發出及寄交至上述地址的書面要求、通告或聲明或查詢（視乎情況而定），須為簽妥的正本，並提供其全名、聯絡資料及身份證明，以便處理。股東資料或會按法例規定披露。

## 章程文件

本公司於2015年11月25日採納經修訂及重列的本公司章程大綱及細則（「**章程文件**」），並於上市後生效。本公司已更新章程文件的文本載於本公司及聯交所網站。

於企業管治報告期間，本章程文件並無任何變動。

## Corporate Governance Report 企業管治報告

The Stock Exchange of Hong Kong Limited has recently announced various amendments to the Listing Rules to implement the proposals under the “Constitution Conclusion Paper on Listing Regime for Overseas Issuers” published on 19 November 2021.

The amendments to the Listing Rules have already taken effect from 1 January 2022 and include the introduction of one common set of core shareholder protection standards (set out in Appendix 3 to the Listing Rules) that will apply to all listed issuers to provide the same level of protection to all investors. To conform with the core shareholder protection standards, the Directors recommended that the articles of association of the Company be amended. A proposal on amending the articles of association and the adoption of a new articles of association will be put forward at the forthcoming annual general meeting and details of the proposed amendments will be set out in the notice of the forthcoming annual general meeting.

香港聯合交易所有限公司近日公佈就上市規則作出多項修訂，藉以落實2021年11月19日所發佈《海外發行人上市制度的諮詢文件》中的議案。

上市規則之修訂已於2022年1月1日生效，其中包括引入適用於所有上市發行人的通用核心股東保護標準（載於上市規則附錄三），以為所有投資者提供同等水平的保護。為符合核心股東保護標準，董事建議修訂本公司的章程細則。本公司將於應屆股東週年大會上提出議案以修訂章程細則及採用新訂章程細則，有關建議修訂的詳情將載於應屆股東週年大會通告。



## Profiles of Directors and Senior Management 董事及高級管理層履歷

### EXECUTIVE DIRECTORS

**Mr. Jim Yin Kwan Jackin (詹燕群)**, aged 60, an Executive Director and the Chairman of the Board, a member of both the Nomination Committee and the Remuneration Committee of the Company. Mr. Jim is one of the founders of the Group. He is also a director of various subsidiaries of the Group.

Mr. Jim has over 30 years of experience in the engineering and construction industry. Mr. Jim is responsible for formulating corporate strategies and planning the business development of the Group. Mr. Jim graduated from the University of Reading with a Bachelor's Degree of Science in Quantity Surveying and holds a Master's Degree of Business Administration in Management from the Brighton University.

**Mr. Chui Mo Ming (徐武明)**, aged 69, an Executive Director and the Vice-chairman of the Board. Mr. Chui is one of the founders of the Group. He is also a director of various subsidiaries of the Group.

Mr. Chui has over 45 years of experience in the engineering and construction industry. Mr. Chui is responsible for the formulating the corporate strategies of the Group. Mr. Chui has been a construction supervisor member of the Hong Kong Institute of Construction Managers since August 2003.

**Mr. Yan Chi Tat (alias: Andrew) (甄志達)**, aged 55, an Executive Director and the Chief Executive Officer of the Group. Mr. Yan joined the Group in October 2010. He is also a director of Yee Hop Engineering.

Mr. Yan has over 25 years of experience in the engineering and construction industry. Mr. Yan is responsible for formulating corporate and business strategies and operations of the Group. Mr. Yan graduated from the South Bank University with a Bachelor's Degree of Science in Quantity Surveying. He is an associate of The Hong Kong Institute of Surveyors and a professional associate of The Royal Institute of Chartered Surveyors. He has been a Registered Professional Surveyor since July 2004.

### 執行董事

**詹燕群先生**，60歲，為執行董事兼董事會主席、本公司提名委員會及薪酬委員會的成員。詹先生為本集團創辦人之一。彼亦為本集團多間附屬公司的董事。

詹先生於工程及建造業積逾30年經驗。詹先生負責制定企業策略及規劃本集團的業務發展。詹先生畢業於雷丁大學(University of Reading)，取得工料測量理學學士學位，並持有布萊頓大學(Brighton University)管理學工商管理碩士學位。

**徐武明先生**，69歲，為執行董事兼董事會副主席。徐先生為本集團的創辦人之一。彼亦為本集團不同附屬公司的董事。

徐先生於工程及建造業積逾45年經驗。徐先生負責參與制定本集團的企業策略。徐先生自2003年8月起成為香港營造師學會監工會會員。

**甄志達先生**，55歲，為執行董事兼本集團行政總裁。甄先生於2010年10月加入本集團。彼亦為義合工程的董事。

甄先生於工程及建造業積逾25年經驗。甄先生負責制定企業及業務策略以及本集團的營運。甄先生畢業於南岸大學(South Bank University)，取得工料測量理學學士學位。彼為香港測量師學會會員及英國皇家特許測量師學會專業會員。彼自2004年7月起為註冊專業測量師。

## Profiles of Directors and Senior Management 董事及高級管理層履歷

**Mr. Leung Hung Kwong Derrick (梁雄光)**, aged 53, an Executive Director. Mr. Leung joined the Group in August 2008. He is also a director of Yee Hop Engineering.

Mr. Leung has been the Technical Director of Yee Hop Engineering for its registration as a Registered General Building Contractor and Registered Specialist Contractor in the foundation works category with the Buildings Department since 2008 and 2011 respectively. He has over 25 years of experience in the engineering and construction industry. Mr. Leung is responsible for formulating the corporate business strategies. Mr. Leung graduated from the National Taiwan University with a Bachelor's Degree of Science in Engineering. He holds a Master's Degree of Philosophy in Civil & Structural Engineering from the Hong Kong University of Science & Technology. He is currently a Registered Professional Engineer (Geotechnical, Structural). He is a member of the Institution of Structural Engineers and the Hong Kong Institution of Engineers.

Mr. Derrick Leung is an Independent Non-executive Director of Chi Ho Development Holdings Ltd (Stock Code: 8423), the shares of which are listed on the GEM of the Stock Exchange. The principal business of Chi Ho Development Holdings Ltd is the provision of renovation, maintenance and fitting-out works.

**Mr. Xu JunMin (徐軍民)**, aged 50, an Executive Director. Mr. Xu joined the Group in 2019 and was appointed as an Executive Director on 25 October 2019. He is also a director and legal representative of the BGI Marine, a former indirect subsidiary of the Group. Mr. Xu joined the BGI Marine Group since February 2015.

Mr. Xu JunMin has over 20 years of experience in omics research of aquatic animals, conservation of aquatic germplasm resources, ecological and industrial aquaculture, import and export trade of aquatic products. Mr. Xu JunMin holds a Master's Degree in Animal Nutrition from the Shanghai Ocean University (上海海洋大學). He is currently the Vice Chairman of the China Nutrition and Health Food Association (中國營養保健食品協會), Member of National Technical Committee 64 on Food Industry of Standardization Administration of China (全國食品工業標準化技術委員會), Member of the Yangtze Rare Fish Standardization Commission of the Fishery Industry in Jiangsu (江蘇省漁業產業長江珍稀魚類標準化技術委員會) and recognised as High-level Professional in Shenzhen.

梁雄光先生，53歲，為執行董事。梁先生於2008年8月加入本集團。彼亦為義合工程的董事。

梁先生分別自2008年及2011年起一直擔任向屋宇署註冊的註冊一般建築承建商及註冊專門承建商(地基工程類別)的義合工程技術總監。彼於工程及建造業積逾25年經驗。梁先生負責制定企業業務策略。梁先生畢業於國立台灣大學，取得工程理學學士學位。彼持有香港科技大學土木及結構工程哲學碩士學位。彼現為註冊專業(岩土、結構)工程師。彼為結構工程師學會會員及香港工程師學會會員。

梁雄光先生為潛濞發展控股有限公司(股份代號：8423)的獨立非執行董事，該公司的股份於聯交所GEM上市。潛濞發展控股有限公司的主要業務為提供樓宇翻新、維修及裝修工程。

徐軍民先生，50歲，執行董事。徐先生於2019年加入本集團，並於2019年10月25日獲任命為執行董事。彼亦為本集團前間接附屬公司華大海洋的董事兼法人代表。徐先生於2015年2月加入華大海洋集團。

徐軍民先生在水生動物組學研究、水產種質資源保護、生態及工業水產養殖、以及水產品進出口貿易方面擁有逾20年的經驗。徐軍民先生持有上海海洋大學動物營養學碩士學位。彼目前為中國營養保健食品協會副會長、全國食品工業標準化技術委員會(代號TC64)成員及江蘇省漁業產業長江珍稀魚類標準化技術委員會成員及於深圳獲認可為高級專業人士。



## Profiles of Directors and Senior Management 董事及高級管理層履歷

### NON-EXECUTIVE DIRECTOR

**Mr. Wang Jian (汪建)**, aged 68, a Non-Executive Director. Mr. Wang joined the Group in 2021 and was appointed as a Non-Executive Director on 19 April 2021.

Mr. Wang is a famous scientist specializing in human genomics and has over 30 years of experience in genomics research which covers human genomics, animal and plant genomics and microbiology. Mr. Wang graduated from the Hunan Medical College (湖南醫學院) (currently known as "Central South University Xiangya School of Medicine\* (中南大學湘雅醫學院)") in 1979 and earned a Master degree in Integrated Medicines from the Beijing College of Traditional Chinese Medicine\* (北京中醫學院) (currently known as "Beijing University of Chinese Medicine\* (北京中醫藥大學)") in 1986. From 1988 to 1994, Mr. Wang continued his studies at overseas focusing on cell proliferation and differentiation as a research fellowship at the University of Texas, the University of Iowa and the University of Washington.

Mr. Wang currently served as the chairman of BGI Genomics Co., Ltd. (深圳華大基因股份有限公司) ("BGI Genomics") (a company listed in the Shenzhen Stock Exchange, stock code: 300676), the chairman and general manager of BGI Shenzhen (深圳華大基因科技有限公司) (a company incorporated in the PRC and the holding company of BGI Genomics); and the chairman of MGI Tech Co., Ltd (深圳華大智造科技股份有限公司) (a company incorporated in the People's Republic of China).

### INDEPENDENT NON-EXECUTIVE DIRECTORS

**Mr. Lee Luk Shiu (alias: Vincent) (李祿兆)**, aged 64, an Independent Non-executive Director, the Chairman of the Audit Committee and a member of the Nomination Committee and the Remuneration Committee of the Company.

Mr. Lee has about 30 years of experience in commercial accounting and corporate finance. Mr. Lee is a fellow member of the Association of Chartered Certified Accountants and a member of Hong Kong Institute of Certified Public Accountants. He graduated from the Hong Kong Shue Yan College (now known as Hong Kong Shue Yan University) with a Diploma in Business Administration. Mr. Lee has worked in the Stock Exchange for around 15 years where his duties included regulating and monitoring Hong Kong listed companies in relation to their compliance with the Listing Rules and processing new listing applications. His last position with the Stock Exchange was an Assistant Vice President of the Listing Division. Mr. Lee was also a senior consultant of an investment bank for 5 years. He is an Independent Non-executive Director of Huabao International Holdings Limited (stock code: 336) and Hin Sang Group (International) Holding Co. Ltd (stock code: 6893), the shares of which are listed on the Main Board of the Stock Exchange.

### 非執行董事

**汪建先生**，68歲，非執行董事。汪先生於2021年加入本集團並於2021年4月19日獲委任為非執行董事。

汪先生是一位專門研究人類基因組學的著名科學家，在涵蓋人類基因組學、動植物基因組學及微生物學的基因組學研究方面擁有逾30年的經驗。汪先生於1979年畢業於湖南醫學院(現稱為「中南大學湘雅醫學院」)，並於1986年獲北京中醫學院(現稱為「北京中醫藥大學」)頒授中西醫結合專業碩士學位。於1988年至1994年，汪先生在德克薩斯大學、愛荷華大學及華盛頓大學從事博士後研究，在海外繼續其研究，專注於細胞增殖及分化。

汪先生目前擔任深圳華大基因股份有限公司(「華大基因」，深圳證券交易所上市公司，股份代號：300676)的董事長；深圳華大基因科技有限公司(中國註冊成立公司及華大基因的控股公司)的董事長及總經理；以及深圳華大智造科技股份有限公司(於中華人民共和國註冊成立的公司)的董事長。

### 獨立非執行董事

**李祿兆先生**，64歲，為獨立非執行董事、本公司審核委員會主席以及提名委員會及薪酬委員會成員。

李先生在商業會計及企業融資方面擁有約30年經驗。李先生為英國特許公認會計師公會資深會員及香港會計師公會會員。彼畢業於香港樹仁書院(現為香港樹仁大學)，取得工商管理文憑。李先生於聯交所工作約15年，彼職責包括規管及監督香港上市公司有關遵守上市規則的情況及處理新上市申請。彼離職聯交所前任職上市科助理副總裁。李先生亦曾擔任一間投資銀行高級顧問5年。彼擔任華寶國際控股有限公司(股份代號：336)及衍生集團(國際)控股有限公司(股份代號：6893)的獨立非執行董事，其股份於聯交所主板上市。

## Profiles of Directors and Senior Management 董事及高級管理層履歷

**Mr. Yu Hon Kwan** (alias: **Randy**) (余漢坤), aged 59, an Independent Non-executive Director, Chairman of both the Nomination Committee and the Remuneration Committee and a member of the Audit Committee of the Company.

Mr. Yu has over 30 years of experience in the construction industry. Mr. Yu graduated from the University of Reading with a Bachelor's Degree of Science in Quantity Surveying. He is a Member of the Royal Institution of Chartered Surveyors. Mr. Yu is the General Manager (Community Relations) of Henderson Land Development Company Limited. Mr. Yu was a lecturer (non-clinical) in the Department of Real Estate and Construction of the University of Hong Kong.

Mr. Yu is a Justice of the Peace of Hong Kong and a New Territories Justices of the Peace. He has dedicated a significant proportion of his time in community service. Mr. Yu is currently the Chairman of the Islands District Council, a member of the Development Bureau's Lantau Conservation Fund Advisory Committee, a member of the Agriculture, Fisheries and Conservation Department's Country and Marine Parks Board, and a member of the Independent Police Complaints Council of the Hong Kong SAR. He was awarded a Medal of Honour in July 2015 in recognition of his long and dedicated public and community service.

Mr. Yu is a Director of the Business Environment Council from April 2016 (formerly also a Director of the same Board from June 2011 to February 2015). He was also a Director of the Hong Kong Green Building Council from January 2014 to February 2015.

**Mr. Wong Chi Keung Johnny** (王志強), aged 63, an Independent Non-executive Director, a member of the Audit Committee, the Nomination Committee and the Remuneration Committee of the Company.

Mr. Wong graduated from the University of London with a Bachelor's Degree of Laws with Honours and holds a Master's Degree of Laws from the University of London. He is a solicitor of the High Court of Hong Kong, a solicitor of the Supreme Court of England & Wales and a barrister and solicitor of the Supreme Court of the Australia Capital Territory, Australia. He is currently a partner of Messrs. Lo, Wong & Tsui, Solicitors, handling general and commercial litigations, conveyancing works, land acquisition and land exchange, real estate development and financing.

余漢坤先生，59歲，為獨立非執行董事、本公司提名委員會及薪酬委員會主席以及審核委員會成員。

余先生於建造業積逾30年經驗。余先生畢業於雷丁大學(University of Reading)，取得工料測量理學學士學位。彼為英國皇家特許測量師學會的會員。余先生為恒基兆業地產有限公司的總經理(社區關係)。余先生曾為香港大學房地產及建設系的講師(非臨床)。

余先生為香港太平紳士及新界太平紳士。彼一直投放大量時間服務社會。余先生現為香港特別行政區離島區議會主席、發展局大嶼山保育基金諮詢委員會成員、漁農自然護理署郊野公園及海岸公園委員會成員以及獨立監察警方處理投訴委員會成員。2015年7月，彼獲頒授榮譽勳章，以表揚彼長期熱心參與公共及社會服務。

自2016年4月起，余先生為商界環保協會的董事(於2011年6月至2015年2月，彼亦曾為同一董事會的董事)。於2014年1月至2015年2月，彼亦為香港綠色建築議會的董事。

王志強先生，63歲，為獨立非執行董事、本公司審核委員會、提名委員會及薪酬委員會成員。

王先生畢業於倫敦大學，取得法律榮譽學士學位及持有倫敦大學法律碩士學位。彼現為香港高等法院事務律師、英格蘭及威爾斯最高法院事務律師，及澳洲首都領地最高法院大律師及事務律師。彼現為盧王徐律師事務所的合夥人，處理一般及商業訴訟、物業轉易、土地收購及土地交換、房地產發展及融資。



## Profiles of Directors and Senior Management 董事及高級管理層履歷

Mr. Wong has served as a member of the Provisional Regional Council from 1997 to 1999, a member of the Tai Po District Council from 1999 to 2003, a member of the Liquor Licensing Board from January 2000 to January 2004, and a member of the Appeal Tribunal Panel under the Buildings Ordinance from December 2000 to December 2004. He obtained the HKSAR Medal of Honour in October 2002. Mr. Wong was also an appointed member of the Yuen Long District Council from January 2008 to December 2011. He was an Independent Non-executive Director of SkyOcean International Holdings Limited (formerly known as Allied Overseas Limited), a company listed on the Stock Exchange (stock code: 593) for the period from June 1993 to August 1997.

### SENIOR MANAGEMENT

**Mr. Chan King Yip** (alias: **Kelvin**) (陳敬業), aged 48, Project Director of the Group. Mr. Chan joined the Group in April 2006. Mr. Chan has over 20 years of experience in handling engineering and construction projects. Mr. Chan is responsible for the overall project management. Mr. Chan graduated from the University of Hong Kong with a Bachelor's Degree of Science.

**Mr. Wai Aoting** (alias: **Paul**) (韋傲挺), aged 43, directors and legal representatives of certain subsidiaries in the PRC and the chief operating officer of the premises revitalisation and enhancement business of the Group. Mr. Wai joined the Group in March 2021.

Mr. Wai has over 18 years of experience in real estate development and revitalizing historic buildings. Mr. Wai graduated from the Sun Yat-sen University (中山大學) with a Bachelor's Degree of Business Administration in Marketing.

**Mr. Chong Man Hung Jeffrey** (莊文鴻), aged 44, Chief Financial Officer and Company Secretary of the Company. Mr. Chong joined the Group in November 2019.

Mr. Chong graduated from the Hong Kong University of Science and Technology with a Bachelor's Degree of Business Administration in Accounting and holds a Master's Degree of Business Administration from the City University of Hong Kong. Mr. Chong is currently a fellow member of the Hong Kong Institute of Certified Public Accountants.

王先生自1997年至1999年擔任臨時區域市政局議員，自1999年至2003年擔任大埔區議會議員，自2000年1月至2004年1月擔任酒牌局委員，及自2000年12月至2004年12月擔任建築物條例上訴委員會委員。彼於2002年10月獲頒香港特別行政區榮譽勳章。王先生亦自2008年1月至2011年12月獲委任為元朗區議會議員。彼於1993年6月至1997年8月期間曾為天洋國際控股有限公司(前稱Allied Overseas Limited，一間於聯交所上市的公司，股份代號：593)的獨立非執行董事。

### 高級管理層

**陳敬業先生**，48歲，為本集團的項目總監。陳先生於2006年4月加入本集團。陳先生在處理工程及建築項目方面擁有逾20年經驗。陳先生負責整體項目管理。陳先生畢業於香港大學，取得理學學士學位。

**韋傲挺先生**，43歲，為本集團於中國人民共和國境內不同附屬公司的董事及法人代表，及物業活化及升級業務之首席運營官。韋先生於2021年3月加入本集團。

韋先生於商業房地產開發及舊資產活化擁有逾18年經驗。韋先生畢業於中山大學，取得市場行銷專業學士學位。

**莊文鴻先生**，44歲，本公司首席財務官兼公司秘書。莊先生於2019年11月加入本集團。

莊先生畢業於香港科技大學，取得工商管理(會計學)學士學位，並持有香港城市大學的工商管理碩士學位。莊先生現為香港會計師公會資深會員。

## Profiles of Directors and Senior Management 董事及高級管理層履歷

Mr. Chong has over 20 years of experience in audit and finance and is responsible for the financial management, internal control and company secretarial matters of the Group. Mr. Chong is currently also serving as the company secretary of China Partytime Culture Holdings Limited, the shares of which are listed on the Stock Exchange (stock code: 1532) since May 2015 and an Independent Non-executive Director of Taung Gold International Limited (stock code: 621) listed on the Stock Exchange.

**Ms. Wong Lok Man Vicko (王洛敏)**, aged 41, Environmental and Safety Manager of the Group. Ms. Wong joined the Group in November 2007.

Ms. Wong has over 17 years of experience in industrial safety industry. Ms. Wong holds a Professional Diploma of Legal Executive from the Hong Kong Institute of Vocational Education, a Diploma in Occupational Health & Safety from the Open University of Hong Kong and a Bachelor's Degree of Science in Environmental and Occupational Safety & Health from the Hong Kong Polytechnic University. She is a registered safety officer under the Factories and Industrial Undertakings (Safety Officers and Safety Supervisors) Regulations and a safety auditor. She is currently a chartered building engineer of the Chartered Association of Building Engineer and a full member of the International Institute of Risk and Safety Management.

Ms. Wong has also obtained other relevant certificates such as the Occupational Health and Safety Council Certificate for Safety & Health Supervisor (Construction) in July 2002, the Certificate of Occupational Safety and Health Trainer in February 2004, the Occupational Health and Safety Council Combined Certificate for Safety, Health & Environmental Supervisor (Construction) in June 2005, the Certificate of Site Audit Inspection Standards (Safety & Roadwork Obligations) Course – Highways Department in 2010, the Certificate of Occupational Health and Safety Council Fire Prevention (Construction Industry) in March 2010, the Certificate of Supervision of Tree Works Course in June 2011, the Certificate of Continuing Professional Development for ISO14001:2004 Environmental Management System Introduction and Internal Auditing in October 2012, the Certificate for ISO45001:2016 Lead Auditor.

**Mr. Chui Heung Wing (徐向榮)**, aged 63, Project Director of the Group. Mr. Chui Heung Wing served the Group from September 1997 to August 2016 and re-joined the Group in April 2019.

莊先生於審核及財務方面擁有逾20年經驗，並負責本集團的財務管理、內部監控及公司秘書事務。莊先生亦自2015年5月起出任中國派對文化控股有限公司(該公司股份於聯交所上市，股份代號：1532)之公司秘書，並出任一間聯交所上市公司壇金礦業有限公司(股份代號：621)的獨立非執行董事。

**王洛敏女士**，41歲，為本集團環境及安全經理。王女士於2007年11月加入本集團。

王女士於工業安全行業擁有逾17年經驗。王女士持有香港專業教育學院法律行政人員專業文憑、香港公開大學職業健康及安全文憑以及香港理工大學環境及職業安全與健康理學學士學位。彼為根據工廠及工業經營(安全主任及安全督導員)規例的註冊安全主任，及安全審核員。彼現為英國特許屋宇工程師學會特許屋宇工程師及國際風險與安全管理協會正式會員。

王女士亦獲得其他相關證書，例如於2002年7月獲得職業安全健康局安全健康督導員(建造業)證書、於2004年2月獲得職業安全及健康訓練員證書、於2005年6月獲得職業安全健康局安全健康環保督導員(建造業)綜合證書、於2010年獲得路政署工地審核巡查標準(安全及道路工程要求)課程證書、於2010年3月獲得職業安全健康局防火(建造業)證書、於2011年6月獲樹木工程監管課程證書、於2012年10月獲得ISO14001:2004環境管理體系引入及內部審核持續專業發展證書(Certificate of Continuing Professional Development for ISO14001:2004 Environmental Management System Introduction and Internal Auditing)及ISO45001:2016主任審核員證書(Certificate for ISO45001:2016 Lead Auditor)。

**徐向榮先生**，63歲，本集團項目總監。徐向榮先生於1997年9月至2016年8月於本集團任職，並於2019年4月重新加入集團。





## Profiles of Directors and Senior Management 董事及高級管理層履歷

He is currently the Authorised Signatory of Yee Hop Engineering under its registration as a Registered General Building Contractor in the foundation works category with the Buildings Department. He has over 40 years of experience in the construction industry. Mr. Chui holds a Diploma in Structural Engineering and a Higher Certificate in Structural Engineering from the Hong Kong Polytechnic University (formerly known as the Hong Kong Polytechnic) and a Bachelor's Degree of Civil Engineering from the Washington InterContinental University and a Master of Science Degree in Civil Engineering and Construction Management from the Heriot-Watt University. He is a chartered building engineer of the Chartered Association of Building Engineers. He has also been one of the Authorised Signatories of the Registered General Buildings Contractors and the Registered Specialist Contractors in the foundation works category of the Buildings Department since May 2008 and March 2013 respectively. He is a fellow member of the Chartered Association of Building Engineers, a member of the Australian Institute of Building, a chartered environmentalist of the Society for the Environment. He has also obtained the ISO 14001:2004 Environmental Management System Internal Auditor Training at the Hong Kong Certification Services Ltd from September to December 2005. He has completed the Lead Assessor course of Quality Assurance from BSI Quality Assurance in June 1993 and a visiting lecturer of the Hong Kong Polytechnic University, Institute for Enterprise in July 2003.

**Mr. Wu Tai Cheung** (alias: **Douglas**) (胡大祥), aged 64, the Senior Vice President of the Company. Mr. Wu joined the Group in October 2014 as Chief Financial Officer and Company Secretary and re-designated as Senior Vice President in November 2019. Mr. Wu has over 20 years of experience in accounting and corporate finance.

Mr. Wu graduated from the University of Bolton (formerly known as the Bolton Institute of Higher Education) with a Bachelor's Degree of Arts in Accountancy and holds a Master's Degree of Business Administration from the University of Newcastle, Australia. He is a member of the Hong Kong Institute of Certified Public Accountants, an associate of the Taxation Institute of Hong Kong, a fellow of the Association of Chartered Certified Accountants, an associate of The Hong Kong Chartered Governance Institute (formerly known as The Hong Kong Institute of Chartered Secretaries) and an associate of The Chartered Governance Institute (formerly known as The Institute of Chartered Secretaries and Administrators).

### COMPANY SECRETARY

**Mr. Chong Man Hung Jeffrey** (莊文鴻), the Company Secretary of the Company. Details of his biography are set out in the paragraph headed "Senior management" in this section. Mr. Chong was appointed as the Company Secretary in November 2019.

彼現為向屋宇署註冊的註冊一般建築承建商(地基工程類別)的義合工程授權簽署人。彼於建築工程行業擁有逾40年經驗。徐先生持有香港理工大學(前稱香港理工學院)結構工程文憑及結構工程高級證書及華盛頓洲際大學(Washington InterContinental University)土木工程學士學位及赫瑞瓦特大學(Heriot-Watt University)土木工程及建築管理理學碩士學位。彼現為英國特許屋宇工程師學會特許屋宇工程師。自2008年5月及2013年3月起,彼亦分別為屋宇署註冊一般建築承建商及註冊專門承建商(地基工程類別)的授權簽署人之一。彼為英國特許特許建造師工程學會資深會員、澳洲建造師學會會員、環境協會特許環保師(Chartered Environmentalist)。於2005年9月至12月,彼亦於香港認證服務有限公司接受ISO 14001:2004環境管理體系內審員培訓。彼於1993年6月完成BSI質量保證體系質量保證主任評審員課程,並於2003年7月擔任香港理工大學企業發展院客席講師。

胡大祥先生, 64歲, 本公司高級副總裁。胡先生於2014年10月加入本集團擔任財務總監兼公司秘書, 並於2019年11月調任為高級副總裁。胡先生於會計及企業融資方面擁有逾20年經驗。

胡先生畢業於波爾頓大學(前稱波爾頓高等教育學院), 獲得會計學文學學士學位, 並持有澳洲紐卡斯爾大學工商管理碩士學位。他現為香港會計師公會會員、香港稅務學會初級會員、特許公認會計師公會資深會員、香港公司治理公會(前稱香港特許秘書公會)初級會員及英國特許公司治理公會(前稱特許秘書及行政人員公會)初級會員。

### 公司秘書

莊文鴻先生為本公司的公司秘書。有關彼履歷詳情, 請參閱本節「高級管理層」一段。莊先生於2019年11月獲委任為公司秘書。

# Report of Directors

## 董事會報告

The Board is pleased to present their report together with the audited financial statements of the Group for the year ended 31 March 2022.

### PRINCIPAL ACTIVITIES

The Company is an investment holding company. The principal activities of its subsidiaries comprise (i) provision of foundation and other civil works and tunneling works in Hong Kong and overseas; and (ii) premises revitalisation and enhancement in the PRC. The principal activities of subsidiaries of the Company are set out in note 48 to the consolidated financial statements.

### RESULTS AND RESERVES

The results of the Group for the 2022 Financial Year are set out in the consolidated statement of profit or loss and other comprehensive income on page 71 in this annual report.

Details of movements in the reserves of the Group and the Company during the 2022 Financial Year are set out in consolidated statement of changes in equity and note 47(b) to the consolidated financial statements.

### SEGMENT INFORMATION

Details of segment information are set out in note 5 to the consolidated financial statements.

### DIVIDENDS

No interim dividends was paid by the Group during the 2022 Financial Year (2021 Corresponding Year: nil).

The Board does not recommend a payment of final dividend to the shareholders of the Company for the 2022 Financial Year (2021 Corresponding Year: nil).

### RELIEF OF TAXATION

The Company is not aware of any relief of taxation available to the shareholders by reason of their holding of the shares.

董事會欣然提呈其報告，連同本集團截至2022年3月31日止年度的經審核財務報表。

### 主要業務活動

本公司為投資控股公司。其附屬公司的主要業務包括(i)在香港及海外提供地基及其他土木工程及隧道工程；及(ii)於中國活化及升級物業。本公司附屬公司的主要業務載於綜合財務報表附註48。

### 業績及儲備

本集團於2022年財政年度的業績載於本年報第71頁的綜合損益及其他全面收益表。

本集團及本公司於2022年財政年度的儲備變動詳情載於綜合權益變動表及綜合財務報表附註47(b)。

### 分部資料

分部資料詳情載於綜合財務報表附註5。

### 股息

於2022年財政年度，本集團並無派付中期股息(2021年同期：零)。

董事會並不建議就2022年財政年度向本公司股東派付任何末期股息(2021年同期：零)。

### 稅務寬免

本公司並不知悉股東可由於持有股份而享有任何稅務寬免。



## Report of Directors 董事會報告

### BUSINESS REVIEW

A fair review of the business of the Group for the 2022 Financial Year is set out in the section headed "Management Discussion and Analysis" on pages 7 to 15 of this annual report.

### MAJOR RISKS AND UNCERTAINTIES

The Group's operation, financial conditions, business and prospectus are subject to a number of risks and uncertainties. The following principal risks and uncertainties are identified by the Group. In addition, there may be other risks and uncertainties which are not known to the Group or may not be material now but could be turned out to be material in the future.

#### Business Risk

1. The provision of foundation and other civil works and tunnelling works are on project basis and non-recurring basis. The future growth in revenue and financial results depend on, among others, the success to secure new tenders and contracts awarded.
2. The operations of the Group are mainly focus in Hong Kong, which are affected by various factors, inter alia, the general economic conditions in Hong Kong, general property market in Hong Kong and government policies on the infrastructure and property development and planning.
3. The demand of tunnelling services in Hong Kong is dominated by a relatively small number of customers, mainly Hong Kong SAR Government, public utilities companies and MTR Corporation Limited. Though the Group has established long and stable business relationships with the two electricity supplies in Hong Kong, it is uncertain that our existing customers will continue to provide us new contracts and the Group will be able to secure contracts from new customers.
4. The financial performance of each project is subject to the risk of underestimation of the project cost and the complexity as well as the length of the projects.
5. The Group is required to obtain or maintain certain registration and/or certificates under the laws in jurisdictions in which it operates in order to carry on the business. It is uncertain that all the required registrations, certificates or licences can be maintained or renewed in a timely manner. Any changes to the existing policies by the government authorities may have significant impact on the ability of the Group to carry on the existing business.

### 業務回顧

本集團於2022年財政年度的公平業務回顧載於本年報第7至15頁的「管理層討論及分析」一節。

### 主要風險及不確定性

本集團的營運、財務狀況、業務及前景受限於多項風險及不確定性。以下為本集團所識別的主要風險及不確定性。此外，可能存在本集團未知或現時不屬重大但於未來可能成為重大的其他風險及不確定性。

#### 業務風險

1. 地基、其他土木工程以及隧道工程的撥備乃按項目基準及非持續基準作出。收益及財務業績的未來增長視乎(其中包括)獲取新標及獲授合約的成功率而定。
2. 本集團的營運主要集中於香港，營運受若干因素影響，其中包括香港的整體經濟狀況、香港整體物業市場以及有關基礎建設以及物業開發及規劃的政府政策。
3. 香港隧道服務的需求乃由相對較少的客戶控制，該等客戶主要指香港特別行政區政府、公用事業公司及香港鐵路有限公司。儘管本集團已與香港兩間供電商建立長期及穩定的業務關係，惟我們現有客戶將繼續向我們提供新合約及本集團可獲得新客戶合約的情況尚不明確。
4. 各項目的財務業績受限於低估項目成本及複雜程度以及項目時長的風險。
5. 為開展業務，本集團須獲取或持有其運營所在司法權區法律管轄下的若干註冊登記及/或證書。無法確定，所有規定的登記、證書或許可證將繼續持有或獲即時重續。政府機關對現有政策所作出之任何變動均可能對本集團開展現有業務的能力造成重大影響。

## Report of Directors 董事會報告

6. The tenders which were awarded to the Group is based on the estimated project costs (which include mainly wages and construction material cost). The financial results of the Group is subject to the risk of price fluctuation of material price and the availability of the quality of construction materials will always meet the required standards.
  7. The construction business by nature is subject to the claims and disputes with customers, subcontractors, workers in relation to the substandard of works, completion of works in time, labour compensations or personal injuries. The sale of the Group's aquatic products may be subject to product liability claims, even though the Group is not directly responsible for the product safety. Claims, recalls or actions could be based on allegations that, among other things, the products sold by the retail operations are misbranded, contain contaminants or impermissible ingredients. Regardless of the merits of the claims, the disputes and litigation will affect the reputation of the Group in the industry it operates and in turn, adversely affect the business operations and financial results of the Group.
  8. The inherent risk of the foundation and tunnelling business is subject to the unforeseen ground conditions. The actual ground condition may be different from the information provided by the customers. The Group may be exposed to the risk of cost overrun if the customers disagree to compensate the Group for the additional cost incurred as a result of the unforeseen ground conditions.
  9. The Group is subject to the environmental regulations and guidelines in the jurisdictions in which it operates, such as Hong Kong, the PRC and the Philippines. Any changes in the such regulations and guidelines may have adverse impact on the operations and the financial results.
  10. The results of the Group are affected by the trends in the industries in which it operates, including the construction (including the foundation and other civil works and tunnelling works) and the sales and trading of aquatic products. The change in the government budgets and spending in infrastructures as well as the changes in customer tastes and preference for aquatic products may have adverse impact on the revenue and operation results of the Group.
6. 本集團根據估計項目成本(主要包括薪金及建築材料成本)獲授相關投標項目。本集團的財務業績受材料價格的價格波動風險的規限，而可用的建築材料質量將始終符合所規定的標準。
  7. 建築業務實質上受限於客戶、分包商、不合標準工程有關的工人、工程按時竣工、勞工賠償或人身傷害的索償及糾紛。本集團水產品的銷售額受產品責任申索的規限，儘管本集團不對產品安全承擔直接責任。申索、召回或行動乃基於以下指控作出，即(其中包括)零售業務銷售的產品屬違標、含有污染物或未獲許可的成分。不論申索的結果是否理想，糾紛及訴訟均將影響本集團於其所經營行業的聲譽，進而對本集團的業務營運及財務業績造成不利影響。
  8. 地基及隧道業務的固有風險取決於無法預見的路面狀況。路面實況可能與客戶所提供的資料有所差異。倘客戶不同意就因不可預見的路況產生的額外費用補償本集團，則本集團可能面臨成本超支的風險。
  9. 本集團須遵守其經營所在司法權區的環境法規及指引，如香港，中國及菲律賓等。該等法規及指引的任何變更均可能對運營及財務業績產生不利影響。
  10. 本集團的業績受其經營所在行業的趨勢影響，包括建築(包括地基及其他土木工程及隧道工程)及水產品的買賣。政府預算、基礎設施支出以及客戶對水產品的品味及偏好的變動均可能對本集團的收益及經營業績產生不利影響。



## Report of Directors

### 董事會報告

11. The success and the growth of the Group is, to a large extent, attributable to the continued commitment of the Directors and senior management team. Profile of Directors and senior management is set out on pages 34 to 40 of this Annual Report. Any unanticipated departure of the Directors and senior management team without appropriate replacement may have a material adverse impact on our business operations and profitability.
  12. The subsidiaries of the Group operating in the PRC are exposed to the following risks conducting business in the PRC:
    - Under the PRC laws and regulations, the Group's subsidiaries in the PRC are subject to various dividend policies. Limitations on the ability of the operating subsidiaries in the PRC to pay dividends to the Group and/or subject to higher withholding tax rate could have a material adverse effect on the ability of the Group to conduct business;
    - The PRC government control over foreign currency conversion and fluctuations in exchange rates may have restriction on the PRC subsidiaries of the Group to access foreign currency to pay dividends in foreign currencies to the Shareholders and to obtain foreign exchange for capital expenditure for the PRC subsidiaries.
  13. The outbreak of the COVID-19 or any other natural disasters or infectious diseases may severely affect and restrict the level of economic activity in Hong Kong and the PRC which may in turn have a material and adverse effect on the Group's business, financial position and results of operations.
  14. The Group's premises revitalization and enhancement business is subject to the regulatory environment and measures affecting the property related industries in the PRC. In particular, the Group's business performance primarily depends on the total contracted and revenue-bearing gross leasable area and the number of properties the Group manages, but the Group's business growth is, and will likely continue to be, affected by the PRC government regulations relating to the industries in which the Group operates.
11. 本集團的成功及發展很大程度上歸功於董事及高級管理層團隊的持續奉獻。董事及高級管理層履歷載於本年報第34至40頁。未經適當替換而導致董事及高級管理團隊意外離職的任何情況均可能對我們的業務營運及盈利能力造成重大不利影響。
  12. 本集團於中國經營的附屬公司在中國經營業務面臨以下風險：
    - 根據中國法律及法規，本集團於中國的附屬公司須遵守各項股息政策。中國營運附屬公司向本集團派付股息的能力及／或須繳納較高預扣稅稅率的限制均可能對本集團開展業務的能力造成重大不利影響；
    - 中國政府對外幣兌換及匯率波動的控制可能限制本集團的中國附屬公司獲取外幣向股東派付外幣股息及獲取外匯用於中國附屬公司的資本開支。
  13. COVID-19的爆發或任何其他自然災害或感染性疾病可能會嚴重影響並限制香港及中國的經濟活動水平，導致可能對本集團的業務、財務狀況及營運業績產生重大不利影響。
  14. 本集團的物業活化及升級業務面對影響中國房地產相關行業的監管環境及措施。特別是，本集團的業務表現主要取決於本集團管理的總訂約及創收可出租面積和物業數目，但本集團的業務增長受到並可能繼續受到中國政府對本集團所經營行業的相關規定之影響。

## Report of Directors 董事會報告

### Financial Risk

The Group is exposed to various financial risks, including interest rate, liquidity and credit risks. Details of financial risks are set out in the notes to the consolidated financial statements in this annual report.

### Joint Venture Partner Risk

The Group conducts some of its business through an associated company/joint operations in which it shares control with the joint venture partner. There are uncertainties that the joint venture partner will continue the relationship with the Group in the future or their goals or strategies are in line with the Group. Furthermore, the joint venture partner in the associated company/joint operations may undergo a change of control or financial difficulties which may have adverse impact on the Group's financial conditions and operation results of the Group.

### Likely development in the Group's business

The likely development of the Group is disclosed in the paragraph headed "Business Outlook" in the "Management Discussion and Analysis" in this annual report.

### An analysis using financial key performance indicators

The relevant financial key performance indicators relating to the business of the Group are set out in the "Business Review" and "Financial Review" section in the "Management Discussion and Analysis" and the consolidated financial statements in this annual report.

### 財務風險

本集團面臨多種財務風險，包括利率、流動資金及信貸風險。有關財務風險的詳情載於本年報的綜合財務報表附註。

### 合營企業合夥人風險

本集團透過其與合營企業合夥人共同控制的聯營公司／合營業務進行部分業務。無法確定有關合營企業合夥人未來將繼續與本集團保持關係或其目標或策略與本集團一致。此外，聯營公司／合營業務的合營企業合夥人可能會經歷控制權變更或財務困難，該等情況可能對本集團的財務狀況及經營業績造成不利影響。

### 本集團業務的可能發展

本集團的可能發展披露於本年報「管理層討論及分析」內「業務展望」一段。

### 運用財務關鍵表現指標的分析

有關本集團業務的相關財務關鍵表現指標載於本年報「管理層討論及分析」一節內「業務回顧」及「財務回顧」以及綜合財務報表。



## Report of Directors

### 董事會報告

#### Important events affecting the Group that have occurred since the end of the 2022 Financial Year

Saved as disclosed in this annual report, the Board is not aware of any significant event requiring disclosure that has taken place subsequent to 31 March 2022 and up to the date of this annual report.

#### Environmental policies and performance

Environment protection is critical to the long term development of the Group. The Group places importance in the management practice so as to prevent pollution, reduce waste and enhance waste recycling. The Group has adopted environmental management practices in accordance to ISO14001:2004 (Environmental management system) and ISO50001:2011 (Energy management system). The Group promotes environment-friendly construction worksites and implements appropriate facilities to improve the environments of the construction worksites.

#### Relationships with employees, customers, suppliers and others

The Group maintained a good relationship with its employees and had not experienced any significant disruptions to the operation due to labour dispute. The Group is committed to providing a safe and healthy workplace for the staff and have arranged an annual safety conference for staff of all levels to enhance their knowledge on site safety.

The Group maintains a good relationship with its customers and suppliers. The Group maintains close contact with the customers and has conducted regular reviews of the requirements of the customers and complaints. The Group will conduct appraisal of the performance of suppliers on regular basis.

#### Compliance with Laws and Regulations

The Group recognises the importance of compliance with regulatory requirements and risks of non-compliance with such requirements. The Group has on-going review of new enacted laws and regulations which may affect the operations of the Group. During the 2021 Financial Year, there is no incidence of non-compliance with the relevant laws and regulations that have significant impact on the business of the Group.

#### SUMMARY OF FINANCIAL INFORMATION

A summary of the results and of the assets and liabilities of the Group for the last five financial years is set out on page 225.

#### 自2022年財政年度終結後發生且對本集團有影響的重大事件

除本年報所披露者外，董事會並不知悉於2022年3月31日後及直至本年報日期所發生的須予披露之任何重大事項。

#### 環境政策及表現

環境保護對本集團長期發展至關重要。本集團著重管理常規，藉以避免污染、減少浪費及加強廢物回收。本集團已根據ISO14001:2004（環境管理體系）及ISO50001:2011（能源管理體系）採納環境管理常規。本集團推廣環保建築工地並配備適合設施，以改善建築工地環境。

#### 與僱員、客戶、供應商及其他人士的關係

本集團與其僱員維持良好關係及並無因勞資糾紛而出現任何重大業務中斷。本集團致力為僱員提供一個安全健康的工作環境，並已為各級員工安排年度安全會議，以提升其地盤安全知識。

本集團與其客戶及供應商維持良好關係。本集團與客戶維持緊密聯繫，並定期檢討客戶的要求及投訴。本集團會定期評核供應商的表現。

#### 遵守法例及法規

本集團深明遵守法規要求尤為重要及不遵守有關規定的風險。本集團持續審閱可能影響本集團營運的新實施法例及法規。於2021年財政年度，並無發生對本集團業務有顯著影響的違反相關法例及法規事件。

#### 財務資料概要

本集團過往五個財政年度的業績以及資產及負債概要載於第225頁。

## Report of Directors 董事會報告

### DONATIONS

Charitable donations made by the Group during the 2022 Financial Year amounted to approximately HK\$102,000 (2021 Corresponding Year: approximately HK\$25,600).

### PROPERTY, PLANT AND EQUIPMENT

Details of movements in property, plant and equipment of the Group during the 2022 Financial Year are set out in note 15 to the consolidated financial statements.

### INVESTMENT PROPERTIES

Details of movement in investment properties of the Group during the 2022 Financial Year are set out in note 17 to the consolidated financial statements.

### SHARE CAPITAL

Details of in share capital of the Company during the 2022 Financial Year are set out in note 38 to the consolidated financial statements. There were no movements in share capital during the 2022 Financial Year.

### PRE-EMPTIVE RIGHTS

There are no provisions for pre-emptive rights under the Company's Articles or the laws of the Cayman Islands, being the jurisdiction in which the Company was incorporated, which would oblige the Company to offer new shares on a pro rata basis to existing shareholders of the Company.

### PURCHASE, REDEMPTION OR SALE OF LISTED SECURITIES OF THE COMPANY

During the 2022 Financial Year, neither the Company nor its subsidiaries purchased, redeemed or sold any of the listed securities of the Company.

### DISTRIBUTABLE RESERVES

As at 31 March 2022, the Company's reserves available for distribution, calculated in accordance with the provisions of the Companies Law amounted to approximately HK\$122.0 million.

### MAJOR CUSTOMERS AND SUPPLIERS

For the 2022 Financial Year, the Group's five largest customers in aggregate accounted for approximately 61.8% (2021 Corresponding Year: approximately 70.3%) of the total revenue of the Group and the largest customer included therein accounted for approximately 17.7% (2021 Corresponding Year: approximately 20.2%).

### 捐款

本集團於2022年財政年度的慈善捐款金額為約港幣102,000元(2021年同期:約港幣25,600元)。

### 物業、機器及設備

本集團於2022年財政年度的物業、機器及設備變動詳情載於綜合財務報表附註15。

### 投資物業

本集團於2022年財政年度的投資物業變動詳情載於綜合財務報表附註17。

### 股本

本公司於2022年財政年度的股本詳情載於綜合財務報表附註38。於2022年財政年度期間並無發生任何股本變動。

### 優先購股權

本公司的章程細則或開曼群島(本公司註冊成立所在司法權區)法例下均無有關本公司須按比例向本公司現有股東發售新股份的優先購股權規定。

### 購買、贖回或出售本公司的上市證券

於2022年財政年度,本公司及其附屬公司均無購買、贖回或出售本公司任何上市證券。

### 可供分派儲備

於2022年3月31日,本公司根據公司法條文所計算的可供分派儲備約港幣122.0百萬元。

### 主要客戶及供應商

於2022年財政年度,本集團五大客戶共佔本集團總收益約61.8%(2021年同期:約70.3%),當中最大客戶佔本集團總收益約17.7%(2021年同期:約20.2%)。





## Report of Directors 董事會報告

For the 2022 Financial Year, the Group's five largest suppliers in aggregate accounted for approximately 48.0% (2021 Corresponding Year: approximately 24.8%) of the total costs of revenue of the Group and the largest supplier included therein accounted for approximately 18.7% (2021 Corresponding Year: approximately 9.8%).

To the best knowledge of the Directors, none of the Directors, their associates or any shareholders of the Company (which to the knowledge of the Directors of the Company own more than 5% of the Company's issued share capital) had any interest in the five largest suppliers or customers.

### DIRECTORS

The Directors of the Company during the 2022 Financial Year and up to the date of this annual report are:

#### Executive Directors

Mr. JIM Yin Kwan Jackin  
Mr. CHUI Mo Ming  
Mr. YAN Chi Tat  
Mr. LEUNG Hung Kwong Derrick  
Mr. XU JunMin

#### Non-executive Director

Mr. WANG Jian (appointed on 19 April 2021)

#### Independent Non-executive Directors

Mr. LEE Luk Shiu  
Mr. YU Hon Kwan  
Mr. WONG Chi Keung Johnny

Pursuant to the Articles of the Company, Mr. LEUNG Hung Kwong Derrick, Mr. XU JunMin, Mr. YU Hon Kwan and Mr. WONG Chi Keung Johnny will retire and, being eligible, offer themselves for re-election at the forthcoming AGM.

The Company has received from each of the Independent Non-executive Directors a confirmation of independence pursuant to Rule 3.13 of the Listing Rules. The Company considers all of the Independent Non-executive Directors are independent.

### BIOGRAPHIES DETAILS OF DIRECTORS AND MANAGEMENT

Biographical details of the Directors and the senior management of the Group are set out on pages 34 to 40 of this annual report.

於2022年財政年度，本集團五大供應商共佔本集團總收益成本約48.0%（2021年同期：約24.8%），當中最大供應商佔本集團總收益成本約18.7%（2021年同期：約9.8%）。

就董事所盡悉，各董事、彼等的聯繫人士或本公司任何股東（據本公司董事所知擁有本公司5%以上已發行股本）概無擁有五大供應商或客戶的任何權益。

### 董事

本公司於2022年財政年度及直至本年報日期止的董事為：

#### 執行董事

詹燕群先生  
徐武明先生  
甄志達先生  
梁雄光先生  
徐軍民先生

#### 非執行董事

汪建先生（於2021年4月19日獲委任）

#### 獨立非執行董事

李祿兆先生  
余漢坤先生  
王志強先生

根據本公司章程細則，梁雄光先生、徐軍民先生、余漢坤先生及王志強先生將於應屆股東週年大會退任，並合資格膺選連任。

本公司已收悉各獨立非執行董事根據上市規則第3.13條就其獨立身份作出的確認。本公司認為，所有獨立非執行董事均屬獨立人士。

### 董事及管理層的履歷詳情

本集團董事及高級管理層的履歷詳情載於本年報第34至40頁。

## Report of Directors 董事會報告

### DIRECTORS' SERVICE CONTRACTS

Each of the Executive Directors (except for Mr. XU JunMin) has entered into a service agreement with the Company for an initial fixed term of three years commencing from the date of Listing and has renewed for a further three years.

Mr. XU JunMin has entered into a letter of appointment with the Company for a term of three years commencing from 25 October 2019, which may be terminated in accordance with the terms of the letter of appointment.

Mr. WANG Jian has entered into a letter of appointment with the Company for a term of three years commencing from 19 April 2021, which may be terminated in accordance with the terms of the letter of appointment.

Each of the Independent Non-executive Directors has entered into a service agreement with the Company under which each of them is appointed for a period of one year commencing from the date of the Listing and has renewed for a further three years and shall be automatically renewed for such further period after expiry of the renewal term.

None of the Directors being proposed for re-election at the forthcoming annual general meeting has an unexpired service contract with the Company or any of its subsidiaries which is not determinable by the Group within one year without payment of compensation, other than statutory compensation.

### DIRECTORS'/CONTROLLING SHAREHOLDERS INTERESTS IN CONTRACTS OF SIGNIFICANCE

Save for those disclosed in this annual report, there is no transactions, arrangements and contracts of significance in relation to the Group's business to which the Company's subsidiaries, fellow subsidiaries or its parent companies was a party and in which a Director or Controlling Shareholders of the Company and the Director's connected party had a material interest, whether directly or indirectly, subsisted at the end of the year or at any time during the 2022 Financial Year.

### REMUNERATION FOR DIRECTORS

In compliance with the CG Code, the Company has established the Remuneration Committee to formulate remuneration policies. Directors' remuneration are subject to shareholders' approval at general meetings. Other emoluments are determined by the Board with reference to Directors' duties and responsibilities, the recommendations of the Remuneration Committee and the performance and results of the Group. Details of the remuneration of the Company's Directors are set out in note 11 to the consolidated financial statements.

### 董事服務合約

各執行董事(徐軍民先生除外)已與本公司訂立服務協議,初步固定任期自上市日期起計為期三年,且已續期三年。

徐軍民先生已與本公司訂立委任函,自2019年10月25日起計為期三年,可根據委任函的條款予以終止。

汪建先生已與本公司訂立委任函,自2021年4月19日起計為期三年,可根據委任函的條款予以終止。

各獨立非執行董事已與本公司訂立服務協議,據此,彼等任期自上市日期起計為期一年,並已續期三年,並於續期期限屆滿後可自動進一步續期有關期間。

概無擬於應屆股東週年大會上膺選連任的董事與本公司或其任何附屬公司訂立任何於一年內不可由本集團終止而毋須作出賠償(法定賠償除外)的尚未屆滿服務合約。

### 董事/控股股東於重大合約的權益

除本年報所披露者外,於年末或2022年財政年度內任何時間,本公司的附屬公司、同系附屬公司或其母公司概無訂立任何本公司董事或控股股東及董事的關連人士直接或間接擁有重大權益之與本集團業務有關的重大交易、安排及合約。

### 董事的薪酬

遵照企業管治守則,本公司已成立薪酬委員會,以制定薪酬政策。董事的薪酬須待股東於股東大會批准。其他酬金則由董事會經參考董事的職務及職責、薪酬委員會的建議以及本集團的表現及業績後釐定。本公司董事薪酬詳情載於綜合財務報表附註11。



## Report of Directors 董事會報告

### DEED OF NON-COMPETITION

Each of the Controlling Shareholders (as defined in the Listing Rules) of the Company has executed a Deed of Non-competition dated 25 November 2015 in favour of the Company, which contains certain non-competition undertakings given in favour of the Group. Particulars of the Deed of Non-competition are set out in the section headed "Relationship with the Controlling Shareholders" in the Prospectus.

The controlling shareholders have provided a confirmation to the Company confirming of their compliance with the Deed of Non-competition during the 2022 Financial Year.

### RELATED PARTY TRANSACTIONS

Details of the significant related party transactions entered into by the Group under the applicable accounting standards during the 2022 Financial Year are set out in note 45 to the consolidated financial statements.

None of the related party transactions disclosed in note 45 to the consolidated financial statements constituted disclosable non-exempted connected transactions or non-exempted continuing connected transactions of the Group under the Listing Rules. To the extent of the related party transactions constituted connected transactions as defined in the Listing Rules, the Company had complied with relevant requirements under Chapter 14A of the Listing Rules.

### CONNECTED TRANSACTIONS

The connected transactions of the Group during the year are as follows:

#### The Cooperation Agreement and the Reimbursement Agreements

On 31 March 2021, Guangzhou Qingchuang Ideal Commercial Operation Management Co., Ltd.\* (廣州青創理想商業運營管理有限公司) ("Qingchuang Ideal"), an indirect non wholly-owned subsidiary of the Company, entered into a cooperation agreement in respect of the premises situated at No. 4, Zhenxing Street, South Gongye Avenue, Haizhu District, Guangzhou, PRC (the "Premises") for a term of 9 years and 4 months (the "Cooperation Agreement") with Shenzhen Shen Mengcheng Real Estate Co., Ltd.\* (深圳市深夢城置地有限公司) ("Shen Meng Investment"), pursuant to which Shen Meng Investment agreed to terminate the former cooperation agreement (the "Former Cooperation Agreement") with Guangzhou Qingchuangshe Shangye Operation Management Co., Ltd.\* (廣州青創社商業運營管理有限公司) ("Qinchuangshe") which as conditional upon Qingchuang Ideal having entered into the Cooperation Agreement on the same terms and conditions as the Former Cooperation Agreement.

### 不競爭契據

本公司各控股股東(定義見上市規則)簽立日期為2015年11月25日以本公司為受益人的不競爭契據,其中包括若干有利於本集團的不競爭承諾。不競爭契據的詳情載於招股章程「與控股股東的關係」一節。

控股股東已向本公司提交彼等於2022年財政年度遵守不競爭契據的確認。

### 關聯方交易

本集團於2022年財政年度根據適用會計準則訂立的重大關聯方交易詳情載於綜合財務報表附註45。

概無披露於綜合財務報表附註45的關聯方交易構成根據上市規則本集團須予披露的不獲豁免關連交易或不獲豁免持續關連交易。就構成上市規則所界定持續關連交易的關聯方交易而言,本公司已遵守上市規則第14A章的相關規定。

### 關連交易

本年度,本集團的關連交易如下:

#### 合作協議及補償協議

於2021年3月31日,廣州青創理想商業運營管理有限公司(「青創理想」,本公司間接非全資附屬公司)就中國廣州市海珠區工業大道南路振興大街4號(「該物業」)與深圳市深夢城置地有限公司(「深夢投資」)訂立為期九年零四個月的合作協議(「合作協議」),據此深夢投資同意終止與廣州青創社商業運營管理有限公司(「青創社」)的前合作協議(「前合作協議」),惟青創理想必須按與前合作協議相同的條款及條件訂立合作協議。

## Report of Directors 董事會報告

On 31 March 2021, Qingchuangshe (the former tenant of the premises) and Qingchuang Ideal entered into the deposits reimbursement agreement (the “**Deposits Reimbursement Agreement**”) pursuant to which Qingchuang Ideal agreed to pay to Qingchuangshe RMB6 million, being the deposits which Qingchuangshe has previously paid to Shen Meng Investment pursuant to the Former Cooperation Agreement. Shen Meng Investment shall return the Deposits to Qingchuang Ideal after the expiry of the Cooperation Agreement.

On 31 March 2021, Qingchuangshe and Qingchuang Ideal entered into the expense reimbursement agreement (the “**Expense Reimbursement Agreement**”) pursuant to which Qingchuang Ideal agreed to pay to Qingchuangshe approximately RMB2.3 million, being the sum of the rental from January 2021 to March 2021 and the renovation costs which Qingchuangshe previously incurred pursuant to the Former Cooperation Agreement.

Qingchuangshe is indirectly owned as to 70% by Hong Kong Qing Chuang Holdings Limited (the “**HKQCH**”), whereas HKQCH is owned as to (i) 80% by Mr. Jim, an Executive Director, the Chairman of the Board and a Controlling Shareholder and (ii) 5% by Mr. Yan Chi Tat, an Executive Director and the Chief Executive Officer of the Company. Further, Mr. Jim is a director of each of Qingchuangshe and HKQCH. Therefore, Qingchuangshe is a connected person of the Company under Chapter 14A of the Listing Rules.

In view of the facts that (i) Qingchuangshe, a connected person of the Company and Shen Meng Investment, an independent third party, entered into the Former Cooperation Agreement pursuant to which Qingchuangshe leased the Premises; (ii) Qingchuangshe and Shen Meng Investment entered into the termination agreement in respect of the Former Cooperation Agreement which was conditional upon entering into of the Cooperation Agreement between Qingchuang Ideal and Shen Meng Investment; and (iii) Qingchuangshe and Qingchuang Ideal entered into the Reimbursement Agreements in respect of the Former Cooperation Agreement and the Cooperation Agreement, depending on the opinion of the Stock Exchange, Shen Meng Investment may be deemed to be a connected person of the Company under Chapter 14A of the Listing Rules. As a result, for prudence sake, the Board has resolved to comply with the requirements of connected transactions under Chapter 14A of the Listing Rules regarding the Cooperation Agreement and Reimbursement Agreements and the transactions contemplated thereunder as if Shen Meng Investment is deemed to be a connected person of the Company.

於2021年3月31日，青創社（該物業的前租戶）與青創理想訂立按金補償協議（「**按金補償協議**」），據此，青創理想同意向青創社支付人民幣6,000,000元，即青創社原先根據前合作協議向深夢投資支付的按金。深夢投資將於合作協議屆滿後將按金退還青創理想。

於2021年3月31日，青創社與青創理想訂立開支補償協議（「**開支補償協議**」），據此青創理想同意向青創社支付約人民幣2,300,000元，即自2021年1月至2021年3月的租金總額及青創社先前根據前合作協議產生的裝修成本。

青創社由香港青創控股有限公司（「**香港青創控股**」）間接擁有70%，而香港青創控股(i)由執行董事、董事會主席兼控股股東詹先生擁有80%；及(ii)由本公司執行董事兼行政總裁甄志達先生擁有5%。此外，詹先生為青創社及香港青創控股的董事。故此，根據上市規則第14A章，青創社為本公司的關連人士。

鑑於(i)青創社（為本公司的關連人士）及深夢投資（獨立第三方）訂立前合作協議，據此，青創社租賃該物業；(ii)青創社與深夢投資就前合作協議訂立終止協議，其以青創理想與深夢投資訂立合作協議為條件；及(iii)青創社與青創理想就前合作協議及合作協議訂立補償協議，視乎聯交所的意見，根據上市規則第十四A章，深夢投資可能視作本公司的關連人士。因此，為審慎起見，董事會已議決就合作協議及補償協議及其項下擬進行之交易遵守上市規則第14A章之關連交易規定，猶如深夢投資視作本公司的關連人士。



## Report of Directors 董事會報告

As the highest applicable percentage ratios in respect of the transactions exceed 5% but are less than 25%, the transactions constitute (i) discloseable transactions of the Company which are subject to the notification and announcement requirements under Chapter 14 of the Listing Rules; and (ii) non-exempt connected transactions of the Company which are subject to the notification, announcement, circular and independent Shareholders approval requirements under Chapter 14A of the Listing Rules.

For details, please refer to the announcements of the Company dated 31 March 2021 and 29 April 2021, and circular of the Company dated 3 September 2021.

### CONTINUING CONNECTED TRANSACTIONS

The Group has the following transactions with connected persons during the year and the Company has fully complied with the announcement, reporting and/or independent shareholders' approval requirements under Chapter 14A of the Listing Rules (where applicable):

- (i) The Group through its subsidiary (as tenant) entered into a lease agreement dated 1 April 2022 (the "**Lease Agreement**") with Pioneer National Development Limited (as landlord) ("**Pioneer National**") to lease the premises at Units 1104–1107, Nan Fung Commercial Centre, 19 Lam Lok Street, Kowloon Bay, Kowloon, Hong Kong for office use for a term of three years commencing from 1 April 2022 at a monthly rental of HK\$78,000 (exclusive of rates, Government rent and management fee payable by the tenant).

Pioneer National is owned as to 50% by Mr. Jim and 50% by Mr. Chui, both are Executive Directors and Controlling Shareholders of the Company. Pursuant to the Listing Rules, Pioneer National is a connected person and transactions contemplated under the Lease Agreement constituted continuing connected transactions since the Listing.

由於相關交易之最高適用百分比率超過5%但低於25%，故該等交易構成(i)本公司之須予披露交易，並須遵守上市規則第14章項下之申報及公告規定；及(ii)本公司之非豁免關連交易，並須遵守上市規則第14A章項下之申報、公告、通函及獨立股東批准規定。

詳情請參閱本公司分別於2021年3月31日及2021年4月29日刊發的公告，以及本公司於2021年9月3日刊發的通函。

### 持續關連交易

本年度，本集團與關連人士已訂立以下交易，及本公司已全面遵守上市規則第14A章項下的公告、申報及／或獨立股東批准的規定(倘適用)：

- (i) 本集團透過其附屬公司(作為承租人)與銳信發展有限公司(「銳信」，作為業主)訂立日期為2022年4月1日的租賃協議(「租賃協議」)，以租賃位於香港九龍九龍灣臨樂街19號南豐商業中心1104–1107室作辦公室用途的物業，自2022年4月1日起，為期三年，每月租金為港幣78,000元(不包括承租人應付的差餉、地租及管理費)。

銳信由詹先生擁有50%及由徐先生擁有50%，兩者均為本公司執行董事兼控股股東。根據上市規則，銳信為關連人士，而租賃協議項下擬進行的交易已自上市起構成持續關連交易。

## Report of Directors 董事會報告

(ii) The Group through its subsidiary (as tenant) entered into three lease agreements (the “**Land Lease Agreements**”) with Asia Time Development Limited (“**Asia Time**”), Hilton Development Limited (“**Hilton Development**”) and Land Treasure Development Limited (“**Land Treasure**”) (as landlords) respectively to lease various pieces of land in the New Territories, Hong Kong for a term of three years commencing from 1 April 2021 to 31 March 2024 at an aggregated monthly rental of HK\$195,000 (exclusive of rates, Government rent and management fee payable by the tenant).

Each of Asia Time, Hilton Development and Land Treasure is owned as to 50% by Mr. Jim and 50% by Mr. Chui, both are Executive Directors and Controlling Shareholders of the Company. Pursuant to the Listing Rules, each of Asia Time, Hilton Development and Land Treasure is a connected person and transactions contemplated under the Land Lease Agreements constituted continuing connected transactions.

Pursuant to HKFRS 16, the Group, if entering into a lease transaction as a lessee, should recognise the right-of-use assets on the consolidated statement of financial position of the Group according to HKFRS 16. Under the Listing Rules, the entering into a lease transaction by the Group as a lessee will be regarded as an acquisition of an asset under the definition of transaction in Rule 14.04(1)(a) of the Listing Rules.

As the Lease Agreement and Land Lease Agreements were all entered into within a 12-month period and between the Group and the same group of connected persons, the connected transactions contemplated under the Lease Agreement and Land Lease Agreements are required to be aggregated under Chapter 14A of the Listing Rules. As one or more of the relevant percentage ratios in respect of the transactions contemplated under the Lease Agreement and Land Lease Agreements on an aggregated basis exceeds 0.1% but all are less than 5%, accordingly, all of the Lease Agreement and Land Lease Agreements and the transactions contemplated thereunder are subject to the announcement and reporting but are exempt from the circular (including independent financial advice) and independent Shareholders’ approval requirements under Chapter 14A of the Listing Rules.

(ii) 本集團透過其附屬公司(作為承租人)分別與冠泰發展有限公司(「冠泰」)、凱忠發展有限公司(「凱忠發展」)及坤益發展有限公司(「坤益」)(作為業主)訂立三份租賃協議(「**土地租賃協議**」),以租賃若干於香港新界的土地,自2021年4月1日起至2023年3月31日止,為期三年,每月租金合共港幣195,000元(不包括承租人應付的差餉、地租及管理費)。

冠泰、凱忠及坤益均由詹先生及徐先生分別擁有50%,而詹先生及徐先生均為本公司執行董事及控股股東。根據上市規則,冠泰、凱忠及坤益均為關連人士,而土地租賃協議項下擬進行交易構成持續關連交易。

根據香港財務報告準則第16號,倘本集團作為承租人訂立租賃交易,則應根據香港財務報告準則第16號於本集團綜合財務狀況表內確認使用權資產。根據上市規則,本集團作為承租人訂立租賃交易將被視作根據上市規則第14.04(1)(a)條項下交易之定義進行資產收購。

由於租賃協議及土地租賃協議全部於12個月期間內由本集團與同一組關連人士訂立,故根據上市規則第14A章,租賃協議及土地租賃協議項下擬進行之關連交易須匯總計算。由於有關租賃協議及土地租賃協議項下擬進行之交易之一個或多個相關百分比率匯總計算後高於0.1%但全部低於5%,故根據上市規則第14A章,所有租賃協議及土地租賃協議以及其項下擬進行之交易須遵守公告及申報規定,惟獲豁免通函(包括獨立財務意見)及獨立股東批准規定。



## Report of Directors

### 董事會報告

(iii) On 31 December 2019, the Group through YH Global, an indirect wholly owned subsidiary of the Company, entered into a Master Supply Agreement with BGI Marine, an indirect non-wholly owned subsidiary of the Company, pursuant to which YH Global Group agreed to sell and/or supply and BGI Marine Group agreed to purchase aquatic products for the period from 1 January 2020 to 31 March 2022. Please refer to the announcement dated 31 December 2019 published by the Company for details.

BGI Marine was owned as to 70% indirectly by the Company and 30% directly by Mr. Xu JunMin, an Executive Director, and pursuant to the Listing Rules, BGI Marine is a connected subsidiary of the Company and the transactions contemplated under the Master Supply Agreement constituted continuing connection transaction.

As the relevant applicable percentage ratios with respect to the transactions contemplated under the Master Supply Agreement on an annual basis are more than 0.1% but less than 5% and the annual consideration is expected to be more than HK\$10 million for the three months ended 31 March 2020 and the two financial years ending 31 March 2021 and 31 March 2022, the transactions contemplated under the Master Supply Agreement are subject to the reporting and announcement but are exempt from the independent shareholders' approval requirements under Chapter 14A of the Listing Rules. The sales to BGI Marine Group under the Master Supply Agreement are subject to the annual cap of HK\$15 million, HK\$25 million and HK\$29 million for the period from 1 January 2020 to 31 March 2020, the financial year ending 31 March 2021 and 2022 respectively.

The aggregate sales to BGI Marine Group for the period from 1 April 2021 to 31 March 2022 under the Master Supply Agreement was approximately HK\$5.5 million.

(iii) 於2019年12月31日，本集團通過本公司的間接全資附屬公司義合環球與本公司的間接非全資附屬公司華大海洋訂立總供應協議，據此，義合環球集團同意銷售及／或供應及華大海洋集團同意採購水產品，期限由2020年1月1日至2022年3月31日。詳情請參閱本公司於2019年12月31日刊發的公告。

華大海洋由本公司間接擁有70%的權益，並由執行董事徐軍民先生直接擁有30%的權益，根據上市規則，華大海洋為本公司的關連附屬公司，總供應協議項下擬進行之交易構成持續關連交易。

由於總供應協議項下擬進行的交易每年相關適用百分比率均超過0.1%但低於5%，而截至2020年3月31日止三個月以及截至2021年3月31日及2022年3月31日止兩個財政年度的年度代價預計將超過港幣10百萬元，根據上市規則第14A章總供應協議項下擬進行的交易須遵守申報及公告規定，惟獲豁免遵守獨立股東批准之規定。於2020年1月1日至2020年3月31日期間、截至2021年及2022年3月31日止財政年度，根據總供應協議向華大海洋集團作出的銷售額分別不得超過年度上限港幣15百萬元、港幣25百萬元及港幣29百萬元。

於2021年4月1日至2022年3月31日期間，根據總供應協議對華大海洋集團作出的銷售總額約為港幣5.5百萬元。

## Report of Directors 董事會報告

### ANNUAL REVIEW ON CONTINUING CONNECTED TRANSACTIONS

In accordance with Rule 14A.55 of the Listing Rules, the continuing connected transactions set out above have been reviewed by the Independent Non-executive Directors who confirmed that the aforesaid continuing connected transactions were entered into:

- (1) in the ordinary and usual course of business of the Group;
- (2) on normal commercial terms or better; and
- (3) in accordance with the relevant agreements governing them on terms that are fair and reasonable and in the interests of the shareholders of the Company as a whole.

For the purpose of Rule 14A.56 of the Listing Rules, the Company's Auditor, SHINEWING CPA (HK) Limited ("SHINEWING"), has been engaged to report on the Group's continuing connected transactions disclosed in item (iii) above in accordance with Hong Kong Standard on Assurance Engagements 3000 (Revised) "Assurance Engagements Other Than Audits or Reviews of Historical Financial Information" and with reference to Practice Note 740 "Auditor's Letter on Continuing Connected Transactions under the Hong Kong Listing Rules" issued by the Hong Kong Institute of Certified Public Accountants. SHINEWING has issued an unqualified letter containing findings and conclusions in respect of the continuing connected transactions disclosed by the Group in item (iii) above in accordance with Rule 14A.56 of the Listing Rules. A copy of the Auditor's letter has been provided by the Company to the Stock Exchange.

### DISCLOSURE UNDER LISTING RULE 13.21

On 8 January 2019, Yee Hop Engineering, as a borrower, confirmed the acceptance of a facility letter issued by a bank offering a revolving credit facility up to an aggregate amount of HK\$20 million and later revised to HK\$25 million on 13 January 2020. Pursuant to the terms of the facility, the bank reserves the overriding right to modify and/or cancel the facility and the terms/conditions thereof at anytime at its discretion. The facility is repayable upon demand made by the bank. Details of the transaction are set out in the announcement of the Company dated 8 January 2019 and 13 January 2020.

### 持續關連交易之年度審閱

根據上市規則第14A.55條，上文所載持續關連交易已由獨立非執行董事審閱，而彼等確認上述持續關連交易乃基於下列各項訂立：

- (1) 於本集團一般及日常業務過程中訂立；
- (2) 按一般商業條款或更佳條款訂立；及
- (3) 根據監管交易之相關協議按公平合理且符合本公司股東整體利益之條款訂立。

根據上市規則第14A.56條，本公司之核數師信永中和(香港)會計師事務所有限公司(「信永中和」)已獲聘根據香港會計師公會頒佈之《香港鑒證業務準則》第3000號(經修訂「非審核或審閱過往財務資料之鑒證工作」，並參照《實務說明》第740號「關於香港上市規則所述持續關連交易的核數師函件」就上文第(iii)項所披露本集團之持續關連交易出具報告。根據上市規則第14A.56條，信永中和已發出無保留意見函件，其中包含有關本集團於上文第(iii)項披露之持續關連交易結果及結論。本公司已向聯交所提供核數師函件之副本。

### 根據上市規則第13.21條所作披露

於2019年1月8日，借款人義合工程確認接納銀行提呈信貸融資最多合共港幣20百萬元(其後於2020年1月13日修訂至港幣25百萬元)而發出之融資函件。根據融資條款，該銀行保留絕對權利可隨時酌情修訂及/或取消融資及有關條款/條件。融資須按該銀行要求償還。交易詳情乃載於本公司日期為2019年1月8日及2020年1月13日的公告。





## Report of Directors 董事會報告

On 18 February 2019, Yee Hop Engineering and Yee Hop Construction, as the borrowers, confirmed the acceptance of a facility letter issued by a bank making available a facility of HK\$20 million to both Yee Hop Engineering and Yee Hop Construction and an aggregate of HK\$250.61 million to Yee Hop Engineering only and later revised to HK\$15 million to the borrowers and an aggregate of HK\$35 million to Yee Hop Engineering only on 6 November 2020. Pursuant to the terms of the facility, the bank reserves the overriding right to modify and/or cancel the facility and the terms/conditions thereof at anytime at its discretion. The facility is repayable upon demand made by the bank. Details of the transaction are set out in the announcement of the Company dated 18 February 2019 and 6 November 2020.

On 27 March 2019, Yee Hop Engineering, as the borrower, confirmed the acceptance of a facility letter issued by a bank making available a credit facility up to an aggregate amount not exceeding HK\$20.88 million and later revised to HK\$37.63 million on 10 February 2020. Pursuant to the terms of the facility, which has no tenor, the bank reserves the overriding right to immediately modify, terminate, cancel or suspend the facility and the terms/conditions thereof at anytime at its discretion. The facility is repayable upon demand made by the bank. Details of the transaction are set out in the announcement of the Company dated 27 March 2019 and 10 February 2020.

On 5 December 2019, Yee Hop Engineering and Yee Hop Construction, as the borrowers, confirmed the acceptance of a facility letter issued by a bank making available credit facilities up to an aggregate amount not exceeding HK\$149.0 million and later revised to HK\$128.4 million on 13 November 2020. Pursuant to the terms of the facility, which has no tenor, the bank shall have an unrestricted discretion to reduce, cancel or suspend, or determine whether or not to permit drawings in relation to, the facilities. The facilities are subject to review at anytime and also subject to the bank's overriding right of repayment on demand including the right to call for cash cover on demand for prospective and contingent liabilities. Details of the transaction are set out in the announcements of the Company dated 5 December 2019 and 13 November 2020.

於2019年2月18日，借款人義合工程及義合建築確認接納該銀行提供融資港幣20百萬元（予義合工程及義合建築）及合共港幣250.61百萬元（僅予義合工程）及其後於2020年11月6日修訂至港幣15百萬元（予各借方）及合共港幣35百萬元（僅予義合工程）而發出之融資函件。根據融資條款，該銀行保留絕對權利可隨時酌情修訂及／或取消融資及有關條款／條件。融資須按該銀行要求償還。交易詳情乃載於本公司日期為2019年2月18日及2020年11月6日的公告。

於2019年3月27日，借款人義合工程確認接納銀行提供信貸融資不超過合共港幣20.88百萬元（其後於2020年2月10日修訂至港幣37.63百萬元）而發出之融資函件。根據融資條款（並無期限），該銀行保留凌駕性權利可隨時酌情立即修訂、終止、取消或暫停融資及有關條款／條件。融資須按該銀行要求償還。交易詳情乃載於本公司日期為2019年3月27日及2020年2月10日的公告。

於2019年12月5日，借款人義合工程及義合建築確認接納銀行提供信貸融資不超過合共港幣149.0百萬元（其後於2020年11月13日修訂為港幣128.4百萬元）而發出之融資函件。根據融資條款（並無期限），該銀行應有無限制酌情權以削減、取消或暫停，或釐定是否允許提取該等融資。該等融資可在任何時間檢討，而該銀行亦有凌駕性要求還款的權力，包括有權就潛在及或然負債要求全部以現金彌償。交易詳情乃載於本公司日期為2019年12月5日及2020年11月13日的公告。

## Report of Directors 董事會報告

On 7 July 2020, Yee Hop Engineering, as a borrower, confirmed the acceptance of a facility letter issued by a bank offering a term loan facility in an amount up to HK\$15 million. Pursuant to the terms of the facility, the bank shall have the overriding right at any time and at its sole discretion to terminate all or any part of, or reduce or decrease, the facility by prior notice to the borrower. The facility shall be repaid in full within 36 months from the relevant date of facility drawdown. Details of the transaction are set out in the announcement of the Company dated 7 July 2020.

On 20 May 2022, Yee Hop Engineering and YH Qing Chuang Limited, as the borrowers, confirmed the acceptance of a facility letter issued by a bank making available credit facilities for an aggregated amount not exceeding HK\$100 million. Pursuant to the terms of the facility, which has no tenor, the bank shall have an unrestricted discretion to reduce, cancel or suspend, or determine whether or not to permit drawings in relations to, the facility. The facility are subject to review at any time and also subject to the bank's overriding right of repayment on demand including the right to all call for cash cover on demand for prospective and contingent liabilities. Details of the transaction are set out in the announcement of the Company dated 20 May 2022.

As one of the conditions of the facilities set out above, the Company has undertaken to the banks, among others that Mr. Jim and Mr. Chui should, directly or indirectly, own no less than 51% shareholdings in the Company or the Company shall maintain ultimately controlled by Mr. Jim and Mr. Chui.

At the date of this annual report, JJ1318 and Mr. Chui holds 40.25% and 25.35% in the Shares of the Company respectively. JJ1318 is 100% beneficiary owned by Mr. Jim.

Save as disclosed above, the Company does not have other disclosure obligations under Rules 13.21 of the Listing Rules.

### DIRECTORS' AND CHIEF EXECUTIVE'S INTERESTS AND SHORT POSITIONS IN SHARES, UNDERLYING SHARES AND DEBENTURES

As at 31 March 2022, the interests and short positions of the Directors and Chief Executive Officer in the shares or underlying shares or debentures of the Company and its associated corporations (within the meaning of Part XV of the SFO), as recorded in the register required to be kept by the Company pursuant to Section 352 of the SFO, or as otherwise notified to the Company and the Stock Exchange pursuant to the Model Code, were as follows:

於2020年7月7日，借款人義合工程確認接納銀行提供定期貸款融資最多港幣15百萬元而發出之融資函件。根據融資條款，該銀行具有絕對權利以事先通知借款人的方式隨時及全權酌情終止所有或任何部分融資或減低或減少融資。融資須於相關融資提取日期起36個月內悉數償還。交易詳情乃載於本公司日期為2020年7月7日的公告。

於2022年5月20日，義合工程及義合青創（作為借方）確認接納銀行提供融資不超過合共港幣100,000,000元而發出之融資函件。根據融資條款（並無期限），該銀行應有無限制酌情權，就該融資削減、取消或暫停，或釐定是否允許提取。該融資可在任何時間檢討，而該銀行亦有凌駕性要求還款的權力，包括有權就潛在及或然債務要求全部以現金彌償。有關該交易之詳情載於本公司刊發日期為2022年5月20日的公告。

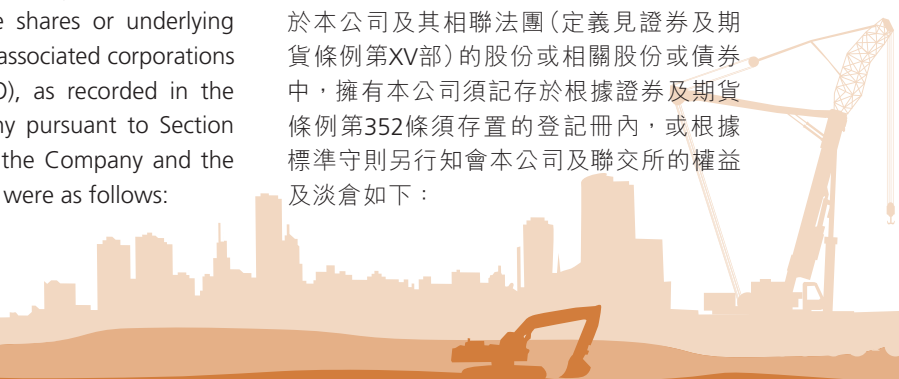
作為上文所載融資的條件之一，本公司已向該銀行承諾（其中包括）詹先生及徐先生將直接或間接持有本公司的股權不少於51%，或本公司將由詹先生及徐先生繼續實益擁有。

於本年報日期，JJ1318及徐先生分別持有本公司股份的40.25%及25.35%。JJ1318由詹先生全部實益擁有。

除上文所披露者外，根據上市規則第13.21條，本公司並無其他披露責任。

### 董事及主要行政人員於股份、相關股份及債券中的權益及淡倉

於2022年3月31日，董事及主要行政人員於本公司及其相聯法團（定義見證券及期貨條例第XV部）的股份或相關股份或債券中，擁有本公司須記存於根據證券及期貨條例第352條須存置的登記冊內，或根據標準守則另行知會本公司及聯交所的權益及淡倉如下：



## Report of Directors 董事會報告

### (a) Long position in Shares

### (a) 於股份的好倉

| Name of Director<br>董事姓名 | Capacity/nature of interest<br>身份／權益性質                            | Number of Shares<br>Interested<br>持有權益的<br>股份數目 | Approximate<br>percentage of<br>shareholding<br>interests of our<br>Company<br>所持本公司<br>股權概約百分比 |
|--------------------------|---|---|---|
| Mr. Jim<br>詹先生           | Interest in a controlled<br>corporation (Notes 1)<br>受控制法團權益(附註1) | 201,250,000 Shares<br>201,250,000股              | 40.25%  |
| Mr. Chui<br>徐先生          | Beneficial owner<br>實益擁有人   | 126,750,000 Shares<br>126,750,000股              | 25.35%  |
| Mr. Xu JunMin<br>徐軍民先生   | Beneficial owner<br>實益擁有人   | 27,000,000 Shares<br>27,000,000股                | 5.40%   |
| Mr. Wang Jian<br>汪建先生    | Beneficial owner<br>實益擁有人   | 20,000,000 Shares<br>20,000,000股                | 4.00%   |

### (b) Long position in JJ1318, an associated corporation of our Company

### (b) 於本公司聯營公司JJ1318的好倉

| Name of Director<br>董事姓名 | Capacity/nature of interest<br>身份／權益性質   | Percentage of<br>the issued share<br>capital of JJ1318<br>所佔JJ1318<br>已發行股本百分比 |
|--------------------------|--|--|
| Mr. Jim<br>詹先生           | Beneficial owner (Notes 1)<br>實益擁有人(附註1) | 100%   |

Notes:

- JJ1318 is beneficially owned as to 100% by Mr. Jim. Accordingly, Mr. Jim is deemed to be interested in the Shares held by JJ1318 under the SFO.

附註：

- JJ1318由詹先生實益擁有全部權益。因此，根據證券及期貨條例，詹先生被視為於JJ1318持有的股份中擁有權益。

## Report of Directors 董事會報告

Save as disclosed above, none of the Directors, Chief Executives of the Company and/or any of their respective associates had any interests or short positions in any Shares, underlying Shares and debentures of the Company or any of its associated corporations (within the meaning of part XV of the SFO) as at 31 March 2022 as recorded in the register required to be kept under section 352 of the SFO or as otherwise notified to the Company and the Stock Exchange pursuant to the Model Code.

### INTERESTS AND SHORT POSITIONS OF SUBSTANTIAL SHAREHOLDERS IN THE SHARES, UNDERLYING SHARES AND DEBENTURES OF THE COMPANY AND ITS ASSOCIATED CORPORATIONS

As at 31 March 2022, so far as is known to the Directors, the following persons (other than the Directors and Chief Executives of the Company) had interests or short positions in the Shares and underlying Shares of the Company which were required to be notified to the Company under Divisions 2 and 3 of Part XV of the SFO or which were recorded in the register required to be kept under section 336 of the SFO.

Long positions in the Shares and underlying shares of the Company:

| Name   | Capacity/nature of interest | Number of Shares Interested | Approximate percentage of shareholding interests of the Company |
|--------|-----------------------------|-----------------------------|---|
| 名稱     | 身份／權益性質                     | 持有權益的股份數目                   | 本公司股權所持概約百分比  |
| JJ1318 | Beneficial owner            | 201,250,000                 | 40.25%  |
| JJ1318 | 實益擁有人                       |                             |   |

Save as disclosed above, the Directors are not aware of any other persons who have interests or short positions in the Shares and underlying Shares of the Company which would fall to be disclosed to the Company under the provisions of Division 2 and 3 of Part XV of the SFO, or which were recorded in the registered required to be kept under section 336 of the SFO.

除上述所披露者外，於2022年3月31日，概無本公司董事、主要行政人員及／或彼等各自的任何聯繫人士於本公司或其任何相聯法團（定義見證券及期貨條例第XV部）的任何股份、相關股份及債券中，擁有須記存於根據證券及期貨條例第352條規定須存置的登記冊內或根據標準守則另行知會本公司及聯交所的任何權益或淡倉。

### 主要股東於本公司及其相聯法團股份、相關股份及債券中的權益及淡倉

於2022年3月31日，據董事所知，下列人士（董事及本公司主要行政人員除外）於本公司的股份及相關股份中，擁有須根據證券及期貨條例第XV部第2及3分部知會本公司，或須記存於根據證券及期貨條例第336條存置的登記冊的權益或淡倉。

於本公司股份及相關股份的好倉：

除上文所披露者外，董事概不知悉任何其他人士於本公司的股份及相關股份中，擁有根據證券及期貨條例第XV部第2及3分部須向本公司披露，或須記存於根據證券及期貨條例第336條存置的登記冊的權益或淡倉。



## Report of Directors 董事會報告

### DIRECTORS' RIGHTS TO ACQUIRE SHARES OR DEBENTURES

Save as disclosed, at no time during the 2022 Financial Year was the Company, its holding companies, or any of its subsidiaries or fellow subsidiaries, a party to any arrangements to enable the Directors of the Company to acquire benefits by means of the acquisition of shares in, or debentures of, the Company or any other body corporate.

### SHARE OPTION SCHEME

The Share Option Scheme is a share incentive scheme and is established to recognise and acknowledge the contributions that Eligible Participants (as defined below) have made or may make to the Group so as to motivate the Eligible Participants to optimise their performance and efficiency for the benefit of the Group, and attract, retain or otherwise maintain ongoing business relationship with the Eligible Participants whose contributions are, will or expected to be beneficial to the Group.

The Share Option Scheme shall be valid and effective for a period of ten years commencing on 25 November 2015, after which no further options will be issued. The total number of Shares which may be issued upon exercise of all options to be granted under the Share Option Scheme and any other schemes shall not in aggregate exceed 50,000,000 Shares (10% of the Shares in issue as at the date of Listing), unless approved by the shareholders in general meeting (the maximum number of Shares of the Company which may be issued upon exercise of all outstanding options granted and yet to be exercised under the Share Option Scheme and any other share option schemes of the Company must not exceed 30% of the total number of shares of the Company in issue from time to time). No option may be granted to any Eligible Participant which, if exercised in full, would result in the total number of Shares issued and to be issued upon exercise of the options already granted or to be granted to such Eligible Participant under the Share Option Scheme (including exercised, cancelled and outstanding share options) in any 12-month period up to and including the date of such grant exceeding 1% in aggregate of the Shares in issue as at the date of such grant. The offer of a grant of share options shall be accepted when the offer letter has been duly signed and a consideration of HK\$1 in total has been paid by the grantee. The exercise period of the share options granted is determinable by the Directors and ends on a date which is not later than ten years from the date of the offer of share options.

### 董事購買股份或債券的權利

除所披露者外，本公司、其控股公司或其任何附屬公司或同系附屬公司於2022年財政年度內任何時間概無訂立任何安排，以使本公司董事可透過收購本公司或任何其他法人團體的股份或債券獲取利益。

### 購股權計劃

購股權計劃是一項股份獎勵計劃及為肯定及感謝合資格參與者（定義見下文）已對或可能對本集團作出的貢獻而成立，以鼓勵合資格參與者為本集團的利益而優化其表現及效率，及吸引、挽留或以其他方式維持與其貢獻現時、將會或預期對本集團有利的合資格參與者的持續業務關係。

購股權計劃自2015年11月25日起計十年內有效及生效，其後不會進一步發行購股權。除非股東於股東大會批准，否則於所有根據購股權計劃及任何其他計劃授出的購股權獲行使時可予發行的股份總數，不得超過50,000,000股股份（於上市日期已發行股份10%）（於所有根據購股權計劃及本公司任何其他購股權計劃已授出而未行使的未行使購股權獲行使時涉及的股份數目上限，不得超過本公司不時已發行股份總數的30%）。倘全面行使購股權會導致於截至有關授出日期（包括當日）止12個月期間根據購股權計劃向合資格參與者已授出或將授出的購股權（包括已行使、已註銷及尚未行使的購股權）獲行使時已發行及將予發行的股份總數，超出於有關授出當日已發行股份總額的1%，則不得向任何合資格參與者授出購股權。授出購股權的要約將於要約函件已獲正式簽署且承授人已支付港幣1元的總代價後方獲接納。已授出購股權的行使期乃由董事釐定，並於不遲於接納購股權要約日期起計十年之日結束。

## Report of Directors 董事會報告

Eligible Participants include: (i) any Eligible Employees. “Eligible Employees” means any employee (whether full time or part time, including any Executive Director but excluding any Non-executive Director) of the Company, any subsidiary or any entity in which the Group holds at least 20% of its issued share capital (“**Invested Entity**”); (ii) any Non-executive Director (including Independent Non-executive Directors) of the Company, any subsidiary or any Invested Entity; (iii) any supplier of goods or services of any member of the Group or any Invested Entity; (iv) any customer of any member of the Group or any Invested Entity; (v) any person or entity that provides research, development or other technological support to any member of the Group or any Invested Entity; (vi) any shareholder of any member of the Group or any Invested Entity or any holder of any securities issued by any member of the Group or any Invested Entity; (vii) any advisor (professional or otherwise) or consultant to any area of business or business development of any member of the Group or any Invested Entity; and (viii) any other group or classes of participants who have contributed or may contribute by way of joint venture, business alliance or other business arrangement to the development and growth of the Group, and, for the purposes of the Share Option Scheme, options may be granted to any company wholly owned by one or more Eligible Participants.

The exercise price of options shares shall not be less than the highest of: (i) the closing price of the Share as stated in the Stock Exchange’s daily quotations sheet on the date of grant of the relevant option, which must be a day on which the Stock Exchange is open for the business of dealing in securities (a “**Trading Day**”); (ii) the average closing price of the Shares as stated in the Stock Exchange’s daily quotations sheets for the five Trading Days immediately preceding the offer date of the relevant option; and (iii) the nominal value of a Share on the offer date.

The principal terms of the Share Option Scheme are set out in the Prospectus.

Pursuant to the Share Option Scheme, the Company may grant options to Directors and employees of the Group and other eligible participants to subscribe for Shares not exceeding 10% of the Shares in issue, 50,000,000 Shares.

No option has been granted under the Share Option Scheme and no option was exercised during 2022 Financial Year. There was no option under the Share Option Scheme outstanding as of 31 March 2022.

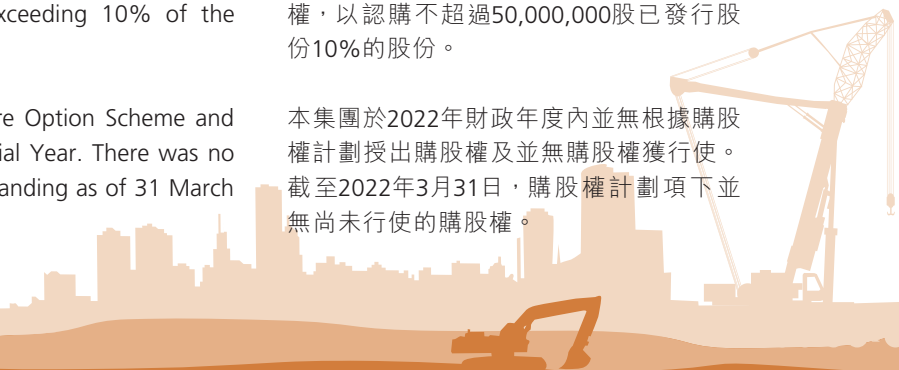
合資格參與者包括：(i)任何合資格僱員。「合資格僱員」指本公司、任何附屬公司或本集團持有其至少20%已發行股本的任何實體（「**投資實體**」）的任何僱員（不論是全職或兼職，包括任何執行董事但不包括任何非執行董事）；(ii)本公司、任何附屬公司或任何投資實體的任何非執行董事（包括獨立非執行董事）；(iii)本集團任何成員公司或任何投資實體的任何貨品或服務供應商；(iv)本集團任何成員公司或任何投資實體的任何客戶；(v)為本集團任何成員公司或任何投資實體提供研究、開發或其他技術支援的任何人士或實體；(vi)本集團任何成員公司或任何投資實體的任何股東或本集團任何成員公司或任何投資實體所發行的任何證券的任何持有人；(vii)本集團任何成員公司或任何投資實體的任何業務範疇或業務發展的任何顧問（專業或其他類型）或諮詢人士；及(viii)曾經或可能藉合資經營、業務聯盟或其他業務安排而對本集團的發展及增長作出貢獻的任何其他組別或類別參與者，以及就購股權計劃而言，購股權可能授予由一名或多名合資格參與者全資擁有的任何公司。

購股權股份的行使價不得低於以下最高者：(i)股份於有關購股權授出日期（該日須為聯交所營業以進行證券買賣的日期（「**交易日**」）於聯交所每日報價表所報的收市價；(ii)股份於緊接有關購股權的要約日期前五個交易日於聯交所每日報價表所報的平均收市價；及(iii)股份於要約日期的面值。

購股權計劃的主要條款載於招股章程。

根據購股權計劃，本公司可向董事及本集團僱員以及其他合資格參與者授出購股權，以認購不超過50,000,000股已發行股份10%的股份。

本集團於2022年財政年度內並無根據購股權計劃授出購股權及並無購股權獲行使。截至2022年3月31日，購股權計劃項下並無尚未行使的購股權。



## Report of Directors 董事會報告

### SUFFICIENT OF PUBLIC FLOAT

Based on the information that is publicly available to the Company and within the knowledge of the Directors, the Company has maintained a sufficient public float as required under the Listing Rules since the Listing.

### CORPORATE GOVERNANCE

Details of the Company's corporate governance practices are set out in the "Corporate Governance Report" section in this annual report.

### AUDIT COMMITTEE

The Audit Committee has reviewed the consolidated financial statements of the Group for the 2022 Financial Year.

### EQUITY LINK AGREEMENTS

Save as disclosed in this annual report relating to share option scheme, there is no equity-linked agreement that would or might result in the Company issuing Shares, or that required the Company to enter into an agreement that would or might result in the Company issuing Shares has been entered into by the Company during or subsisted at end of the 2022 Financial Year.

### MANAGEMENT CONTRACTS

No contracts concerning the management and administration of the whole or any substantial part of the business of the Company has been entered into or existed during the 2022 Financial Year.

### EMPLOYEES AND REMUNERATION POLICIES

The employees and remuneration policies of the Group during the 2022 Financial Year is set out in the subsection headed "Employees and Remuneration Policies" on page 14 of this annual report. The content is part of the report of the Directors.

### AUDITORS

A resolution will be proposed in the forthcoming AGM to re-appoint SHINEWING (HK) CPA Limited as Auditors of the Company.

### 充足公眾持股量

根據本公司公開可得的資料及就董事所知，自上市以來，本公司已維持上市規則所規定的充足公眾持股量。

### 企業管治

本公司企業管治常規的詳情載於本年報「企業管治報告」一節。

### 審核委員會

審核委員會已審閱本集團於2022年財政年度的綜合財務報表。

### 股票掛鈎協議

除本年報內有關購股權計劃所披露者，本公司於2022年財政年度期間或於2022年財政年度末並無訂立存在將或可能導致本公司發行股份或要求本公司訂立將或可能導致本公司發行股份之協議之股票掛鈎協議。

### 管理合約

於2022年財政年度概無訂立或存在與本公司整體或其業務任何重大部份之管理及行政有關之合約。

### 僱員及薪酬政策

本集團於2022年財政年度的僱員及薪酬政策載列於本年報第14頁「僱員及薪酬政策」分節，有關內容組成董事會報告的一部分。

### 核數師

一項續聘信永中和(香港)會計師事務所有限公司為本公司核數師的決議案將於應屆股東週年大會上提呈。

## Report of Directors 董事會報告

### CLOSURE OF REGISTER OF MEMBERS

The annual general meeting of the Company is scheduled to be held in August 2022. The closure of the register of members of the Company for determining the entitlement to attend and vote at the AGM will be set out in the Notice of AGM which will be despatched to shareholders of the Company in due course.

On behalf of the Board

**Mr. JIM Yin Kwan Jackin**  
*Chairman*

Hong Kong, 30 June 2022

### 暫停辦理股份過戶登記

本公司計劃於2022年8月舉行股東週年大會。本公司將暫停辦理股份過戶登記，以釐定出席股東週年大會並於會上投票的資格，詳情將載列於將適時寄發予本公司股東的股東週年大會通告。

代表董事會

*主席*  
**詹燕群先生**

香港，2022年6月30日





# Independent Auditor's Report

## 獨立核數師報告



SHINEWING (HK) CPA Limited  
17/F, Chubb Tower, Windsor House,  
311 Gloucester Road,  
Causeway Bay, Hong Kong

信永中和(香港)會計師事務所有限公司  
香港銅鑼灣告士打道311號  
皇室大廈安達人壽大樓17樓

### TO THE SHAREHOLDERS OF YEE HOP HOLDINGS LIMITED

*(incorporated in the Cayman Islands with limited liability)*

### OPINION

We have audited the consolidated financial statements of Yee Hop Holdings Limited (the “**Company**”) and its subsidiaries (collectively referred to as the “**Group**”) set out on pages 71 to 224, which comprise the consolidated statement of financial position as at 31 March 2022, and the consolidated statement of profit or loss and other comprehensive income, consolidated statement of changes in equity and consolidated statement of cash flows for the year then ended, and notes to the consolidated financial statements, including a summary of significant accounting policies.

In our opinion, the consolidated financial statements give a true and fair view of the consolidated financial position of the Group as at 31 March 2022, and of its consolidated financial performance and its consolidated cash flows for the year then ended in accordance with Hong Kong Financial Reporting Standards (“**HKFRSs**”) issued by the Hong Kong Institute of Certified Public Accountants (the “**HKICPA**”) and have been properly prepared in compliance with the disclosure requirements of the Hong Kong Companies Ordinance.

### BASIS FOR OPINION

We conducted our audit in accordance with Hong Kong Standards on Auditing (“**HKSAs**”) issued by the HKICPA. Our responsibilities under those standards are further described in the Auditors’ Responsibilities for the Audit of the Consolidated Financial Statements section of our report. We are independent of the Group in accordance with the HKICPA’s Code of Ethics for Professional Accountants (the “**Code**”) and we have fulfilled our other ethical responsibilities in accordance with the Code. We believe that the audit evidence we have obtained is sufficient and appropriate to provide a basis for our opinion.

### 致義合控股有限公司列位股東

*(於開曼群島註冊成立的有限公司)*

### 意見

我們已審核載於第71至224頁內的義合控股有限公司(「**貴公司**」)及其附屬公司(統稱為「**貴集團**」)的綜合財務報表，此等財務報表包括於2022年3月31日的綜合財務狀況表及截至該日止年度的綜合損益及其他全面收益表、綜合權益變動表及綜合現金流量表，以及綜合財務報表附註，包括主要會計政策概要。

我們認為，該等綜合財務報表已根據香港會計師公會(「**香港會計師公會**」)頒佈的香港財務報告準則(「**香港財務報告準則**」)真實且公平地反映 貴集團於2022年3月31日的綜合財務狀況及截至該日止年度的綜合財務表現及綜合現金流量，並已按照香港公司條例的披露規定妥為編製。

### 意見基準

我們已根據香港會計師公會頒佈的香港審計準則(「**香港審計準則**」)進行審核工作。我們於該等準則下的責任在我們的報告內核數師就審核綜合財務報表須承擔的責任中作進一步闡述。根據香港會計師公會的國際職業會計師道德守則(「**守則**」)，我們獨立於 貴集團，並已遵循守則履行其他道德責任。我們相信，我們所獲得的審核憑證能充足及適當地為我們的意見提供基礎。

## Independent Auditor's Report 獨立核數師報告

### KEY AUDIT MATTERS

Key audit matters are those matters that, in our professional judgment, were of most significance in our audit of the consolidated financial statements of the current period. These matters were addressed in the context of our audit of the consolidated financial statements as a whole, and in forming our opinion thereon, and we do not provide a separate opinion on these matters.

#### Accounting for construction contracts

Refer to notes 5 and 29(a) to the consolidated financial statements and the accounting policies on page 96.

### 關鍵審核事項

根據我們的專業判斷，關鍵審核事項為我們於本期間的綜合財務報表中最重要之審核事項。我們在審核整個綜合財務報表及就此達致意見時處理此等事項，而不會就此等事項單獨發表意見。

#### 建築合約的會計處理

請參閱綜合財務報表附註5及29(a)以及第96頁的會計政策。

| <b>The key audit matter</b><br><b>關鍵審核事項</b>   | <b>How the matter was addressed in our audit</b><br><b>我們的審計如何處理該事項</b>  |
|--|--|
| <p>For construction contracts, there is considerable judgment in assessing the appropriate contract revenue and margin which in turn affect the recognition of contract assets (liabilities). Revenue is recognised over time. The progress towards complete satisfaction of a performance obligation is measured based on input method, which is to recognise revenue on the basis of the Group's efforts or inputs to the satisfaction of a performance obligation relative to the total expected inputs to the satisfaction of that performance obligation by reference to the proportion of the actual costs incurred relative to the estimated total costs, that best depict the Group's performance in transferring control of goods or services, which involves the assessment of the completeness and accuracy of contract costs incurred and forecast costs to complete.</p> <p>就建築合約而言，於評估適當合約收益及利潤時需要大量判斷，其繼而影響合約資產（負債）的確認。收益乃隨時間確認。完成履行履約責任的進展情況根據投入法計量，即透過按 貴集團為完成履約責任而產生的支出或投入（相對於預期為完成履約責任的總投入），並參考所產生的實際成本相對於估計成本總額的比例確認收益，有關方法最能反映 貴集團於轉讓貨品或服務控制權方面的履約情況，其中涉及就所產生合約成本及預期完工成本的完整程度及準確度的估計。</p> | <p>Our audit procedures were designed to test revenue recognised during the year to ensure the Group's accounting policy on construction contracts is in accordance with the standard.</p> <p>我們設計審核程序以測試於年內確認的收益以確保 貴集團的建築合約會計政策與有關準則一致。</p> <p>We assessed whether the construction costs recognised were in accordance with the Group's accounting policy and supported by the audit evidence available through critically challenged the forecast costs to complete, contract costs, and the completeness and validity of provisions arising from customer disputes. We assessed reliability of management's assessment in budget costs by considering the historical actual costs and estimation of budget costs of completed projects. 我們透過審慎質疑預期完工成本、合約成本及就客戶糾紛產生的撥備的完整程度及有效性以評估所確認的建築成本是否遵循 貴集團的會計政策及由可得的審核憑證支持。我們透過考慮過往實際成本及已完工項目的預算成本的估計以評估管理層對預算成本的評估是否可靠。</p> <p>We have assessed progress towards complete satisfaction of a performance obligation under input method by recalculating the revised estimate of the progress towards complete satisfaction of a performance obligation of the construction works based on the latest budgeted costs and the total actual costs incurred.</p> <p>我們根據最近期預算成本及所產生的實際成本總額，透過重新計算建築工程完全達成履約責任期間進度的經修訂估計，根據投入法評估完全達成履約責任期間的進度。</p> |

## Independent Auditor's Report

### 獨立核數師報告

#### Impairment of trade receivables and contract assets

Refer to notes 27 and 29(a) to the consolidated financial statements and the accounting policies on pages 110 to 118.

#### 貿易應收款項及合約資產減值

請參閱綜合財務報表附註27及29(a)以及第110至118頁的會計政策。

| <b>The key audit matter</b><br><b>關鍵審核事項</b>  | <b>How the matter was addressed in our audit</b><br><b>我們的審計如何處理該事項</b>  |
|---|--|
| <p>As at 31 March 2022, the Group had trade receivables and contract assets of approximately HK\$98,779,000 and HK\$107,879,000 respectively.</p> <p>於2022年3月31日，貴集團的貿易應收款項及合約資產分別約港幣98,779,000元及港幣107,879,000元。</p> <p>The expected credit losses ("ECL") on trade receivables and contract assets are estimated by the management based on the ageing of customers collectively using a provision matrix by reference to the Group's past default experience of the debtor, an analysis of the debtor's current financial position, adjusted for factors that are specific to the debtors, general economic conditions of the industry in which the debtors operate and an assessment of both the current as well as the forecast direction of conditions at the reporting date.</p> <p>貿易應收款項及合約資產的預期信貸虧損（「<b>預期信貸虧損</b>」）由管理層根據共同客戶賬齡採用撥備矩陣並參考貴集團債務人的過往拖欠記錄及債務人的目前財務狀況分析而作出估計，並就債務人的特定因素、債務人經營所在行業的整體經濟情況及對於報告日期的當前情況及對未來情況預測的評估作出調整。</p> <p>We have identified the impairment of the trade receivables and contract assets as a key audit matter in view of the significance of the carrying amount of trade receivables and contract assets and the ECL estimation performed by the management involved significant judgements and estimates.</p> <p>鑒於貿易應收款項及合約資產賬面值的重要性以及管理層所進行的預期信貸虧損估計涉及重大判斷及估計，我們已確定貿易應收款項及合約資產的減值為關鍵審核事項。</p> | <p>Our audit procedures were designed to assess the management estimation on ECL of trade receivables and contract assets and challenge the reasonableness of the significant judgements and estimates, including use of significant unobservable inputs adopted in the ECL estimation by the management.</p> <p>我們的審計程序旨在評估管理層對貿易應收款項及合約資產的預期信貸虧損估計，並對重大判斷及估計的合理性提出質疑，包括使用管理層在預期信貸虧損估計中採用的重要不可觀察輸入數據。</p> <p>We have also assessed the appropriateness of the methodology and reviewed the input data used by the management with reference to the latest available general economic data and the cash collection performance against the Group's historical trends and credit loss experience.</p> <p>我們亦已評估方法論的適當性，並審查管理層使用的輸入數據，並參考最新可得的整體經濟數據以及針對貴集團歷史趨勢及信貸虧損經驗的現金收取表現。</p> |

## Independent Auditor's Report 獨立核數師報告

### OTHER INFORMATION

The directors of the Company are responsible for the other information. The other information comprises all of the information included in the annual report other than the consolidated financial statements and our auditor's report thereon.

Our opinion on the consolidated financial statements does not cover the other information and we do not express any form of assurance conclusion thereon.

In connection with our audit of the consolidated financial statements, our responsibility is to read the other information and, in doing so, consider whether the other information is materially inconsistent with the consolidated financial statements or our knowledge obtained in the audit or otherwise appears to be materially misstated. If, based on the work we have performed, we conclude that there is a material misstatement of this other information, we are required to report that fact. We have nothing to report in this regard.

### RESPONSIBILITIES OF DIRECTORS OF THE COMPANY AND THE AUDIT COMMITTEE FOR THE CONSOLIDATED FINANCIAL STATEMENTS

The directors of the Company are responsible for the preparation of the consolidated financial statements that give a true and fair view in accordance with HKFRSs issued by the HKICPA and the disclosure requirements of the Hong Kong Companies Ordinance and for such internal control as the directors of the Company determine is necessary to enable the preparation of consolidated financial statements that are free from material misstatement, whether due to fraud or error.

In preparing the consolidated financial statements, the directors of the Company are responsible for assessing the Group's ability to continue as a going concern, disclosing, as applicable, matters related to going concern and using the going concern basis of accounting unless the directors of the Company either intend to liquidate the Group or to cease operations, or have no realistic alternative but to do so.

The Audit Committee is responsible for overseeing the Group's financial reporting process.

### 其他資料

貴公司董事須對其他資料負責。其他資料包括年報內的所有資料，但不包括綜合財務報表及我們的核數師報告。

我們對綜合財務報表的意見並不涵蓋其他資料，我們亦不會對其他資料發表任何形式的核證結論。

就我們審核綜合財務報表而言，我們的責任為閱讀其他資料，從而考慮其他資料是否與綜合財務報表或我們在審核過程中獲悉的資料存在重大不符，或似乎存在重大錯誤陳述。基於我們已執行的工作，倘我們認為該其他資料有重大錯誤陳述，我們須報告該事實。就此，我們毋須作出報告。

### 貴公司董事及審核委員會就綜合財務報表須承擔的責任

貴公司董事負責根據香港會計師公會頒佈的香港財務報告準則及香港公司條例的披露要求，編製真實且公平的綜合財務報表，及落實其認為編製綜合財務報表所必要的內部監控，以使綜合財務報表不存在由於欺詐或錯誤而導致的重大錯誤陳述。

於編製綜合財務報表時，貴公司董事負責評估貴集團持續經營的能力，並在適用情況下披露與持續經營相關的事項，並運用持續經營為會計基礎，除非貴公司董事有意將貴集團清盤或停止經營或別無其他實際的替代方案則作別論。

審核委員會負責監督貴集團的財務申報程序。



## Independent Auditor's Report 獨立核數師報告

### AUDITOR'S RESPONSIBILITIES FOR THE AUDIT OF THE CONSOLIDATED FINANCIAL STATEMENTS

Our objectives are to obtain reasonable assurance about whether the consolidated financial statements as a whole are free from material misstatement, whether due to fraud or error, and to issue an auditor's report that includes our opinion, solely to you, as a body, in accordance with our agreed terms of engagement, and for no other purpose. We do not assume responsibility towards or accept liability to any other person for the contents of this report. Reasonable assurance is a high level of assurance, but is not a guarantee that an audit conducted in accordance with HKSA's will always detect a material misstatement when it exists. Misstatements can arise from fraud or error and are considered material if, individually or in the aggregate, they could reasonably be expected to influence the economic decisions of users taken on the basis of these consolidated financial statements.

As part of an audit in accordance with HKSA's, we exercise professional judgement and maintain professional skepticism throughout the audit. We also:

- Identify and assess the risks of material misstatement of the consolidated financial statements, whether due to fraud or error, design and perform audit procedures responsive to those risks, and obtain audit evidence that is sufficient and appropriate to provide a basis for our opinion. The risk of not detecting a material misstatement resulting from fraud is higher than for one resulting from error, as fraud may involve collusion, forgery, intentional omissions, misrepresentations, or the override of internal control.
- Obtain an understanding of internal control relevant to the audit in order to design audit procedures that are appropriate in the circumstances, but not for the purpose of expressing an opinion on the effectiveness of the Group's internal control.
- Evaluate the appropriateness of accounting policies used and the reasonableness of accounting estimates and related disclosures made by the directors of the Company.

### 核數師就審核綜合財務報表須 承擔的責任

我們的目標為對整體綜合財務報表是否存在由欺詐或錯誤而導致的任何重大錯誤陳述取得合理核證，並出具包括我們意見的核數師報告。我們按照協定之委聘條款僅向閣下（作為整體）報告，除此之外本報告別無其他目的。我們不會就本報告內容向任何其他人士負上或承擔任何責任或債務。合理核證乃高水平的保證，但不能保證按香港審計準則進行的審計在某一重大錯誤陳述存在時總能發現。錯誤陳述可因欺詐或錯誤產生，倘個別或整體在合理預期情況下可影響使用者根據該等綜合財務報表作出的經濟決定時，則被視為重大錯誤陳述。

我們根據香港會計準則執行審核的工作之一，為在審核的過程中運用職業判斷及保持職業懷疑。我們亦：

- 識別及評估由於欺詐或錯誤而導致綜合財務報表存在重大錯誤陳述的風險，設計及執行審核程序以應對該等風險，以及獲取充足及適當的審核憑證，作為我們意見的基礎。由於欺詐可能涉及串謀、偽造、蓄意遺漏、虛假陳述或凌駕內部監控的情況，因此未能發現因欺詐而導致的重大錯誤陳述的風險高於未能發現因錯誤而導致的重大錯誤陳述的風險。
- 了解與審核相關的內部監控，以設計適當的審計程序，惟並非旨在對貴集團內部監控的有效性發表意見。
- 評估貴公司董事所採用會計政策的恰當性及作出會計估計及相關披露的合理性。

## Independent Auditor's Report

### 獨立核數師報告

- Conclude on the appropriateness of the Company's directors' use of the going concern basis of accounting and, based on the audit evidence obtained, whether a material uncertainty exists related to events or conditions that may cast significant doubt on the Group's ability to continue as a going concern. If we conclude that a material uncertainty exists, we are required to draw attention in our auditor's report to the related disclosures in the consolidated financial statements or, if such disclosures are inadequate, to modify our opinion. Our conclusions are based on the audit evidence obtained up to the date of our auditor's report. However, future events or conditions may cause the Group to cease to continue as a going concern.
- Evaluate the overall presentation, structure and content of the consolidated financial statements, including the disclosures, and whether the consolidated financial statements represent the underlying transactions and events in a manner that achieves fair presentation.
- Obtain sufficient appropriate audit evidence regarding the financial information of the entities or business activities within the Group to express an opinion on the consolidated financial statements. We are responsible for the direction, supervision and performance of the group audit. We remain solely responsible for our audit opinion.
- 對 貴公司董事採用持續經營會計基準的恰當性作出結論，並根據所獲取的審核憑證，確定是否存在與事項或情況有關的重大不確定因素，從而可能導致對 貴集團的持續經營能力產生重大疑慮。倘我們認為存在重大不確定因素，則有必要在核數師報告中提請使用者注意綜合財務報表中的相關披露，或倘有關披露不足，則修訂我們的意見。我們的結論乃基於截至核數師報告日期止所得的審核憑證作出。然而，未來事項或情況可能導致 貴集團不能持續經營。
- 評估綜合財務報表的整體呈報方式、結構及內容，包括披露資料，以及綜合財務報表是否公平呈列相關交易及事項。
- 就 貴集團內實體或業務活動的財務資料獲取充足及適當的審核憑證，以便對綜合財務報表發表意見。我們負責集團審核的方向、監督及執行。我們為審核意見承擔全部責任。

We communicate with the Audit Committee regarding, among other matters, the planned scope and timing of the audit and significant audit findings, including any significant deficiencies in internal control that we identify during our audit.

We also provide the Audit Committee with a statement that we have complied with relevant ethical requirements regarding independence, and to communicate with them all relationships and other matters that may reasonably be thought to bear on our independence, and where applicable, actions taken to eliminate threats or safeguards applied.

我們與審核委員會就(其中包括)審核的計劃範圍、時間安排及重大審核發現溝通，該等發現包括我們在審核過程中識別的內部監控的任何重大缺陷。

我們亦向審核委員會作出聲明，指出我們已符合有關獨立性的相關道德要求，並與彼等溝通可能被合理認為會影響我們獨立性的所有關係及其他事宜，以及為消除對獨立性的威脅所採取的行動或防範措施(如適用)。



## Independent Auditor's Report 獨立核數師報告

From the matters communicated with the Audit Committee, we determine those matters that were of most significance in the audit of the consolidated financial statements of the current period and are therefore the key audit matters. We describe these matters in our auditor's report unless law or regulation precludes public disclosure about the matter or when, in extremely rare circumstances, we determine that a matter should not be communicated in our report because the adverse consequences of doing so would reasonably be expected to outweigh the public interest benefits of such communication.

The engagement partner on the audit resulting in this independent auditor's report is Mr. Chui Yiu Cheong.

從與審核委員會溝通的事項中，我們釐定對本期綜合財務報表審核至關重要的事項，因而構成關鍵審核事項。我們在核數師報告中描述該等事項，除非法律或法規不允許公開披露該等事項，或在極少數情況下，倘合理預期在我們的報告中溝通某事項造成的負面後果超出產生的公眾利益，則我們決定不應在報告中溝通該事項。

出具本獨立核數師報告的審計項目合夥人為徐耀昌先生。

**SHINEWING (HK) CPA Limited**

*Certified Public Accountants*

**Chui Yiu Cheong**

Practising Certificate Number: P07219

Hong Kong  
30 June 2022

**信永中和(香港)會計師事務所有限公司**

*執業會計師*

**徐耀昌**

執業證書編號：P07219

香港  
2022年6月30日

# Consolidated Statement of Profit or Loss and Other Comprehensive Income

## 綜合損益及其他全面收益表

For the year ended 31 March 2022 截至2022年3月31日止年度

|   |                       | Notes<br>附註 | 2022<br>HK\$'000<br>港幣千元 | 2021<br>HK\$'000<br>港幣千元<br>(Re-presented)<br>(重新呈列) |
|---|-----------------------|-------------|--------------------------|--|
| <b>Continuing operations</b>                                      | <b>持續經營業務</b>         |             |                          |  |
| Revenue   | 收益                    | 5           | <b>736,003</b>           | 863,865  |
| Cost of revenue   | 收益成本                  |             | <b>(632,069)</b>         | (764,088)  |
| Gross profit  | 毛利                    |             | <b>103,934</b>           | 99,777   |
| Other income and gain   | 其他收入及收益               | 6           | <b>9,597</b>             | 40,829   |
| Administrative and other expenses                                 | 行政及其他開支               |             | <b>(66,087)</b>          | (68,592)   |
| Selling and distribution expenses                                 | 銷售及分銷開支               |             | <b>(223)</b>             | –  |
| Impairment losses of financial assets                             | 金融資產減值虧損              | 10          | <b>(2,437)</b>           | (559)  |
| Share of result of an associate                                   | 分佔一間聯營公司業績            |             | <b>3,574</b>             | 19,024   |
| Finance costs   | 融資成本                  | 7           | <b>(7,101)</b>           | (4,804)  |
| Profit before taxation  | 除稅前溢利                 |             | <b>41,257</b>            | 85,675   |
| Income tax expense  | 所得稅開支                 | 8           | <b>(8,251)</b>           | (6,894)  |
| Profit for the year from continuing operations                    | 持續經營業務的<br>年內溢利       |             | <b>33,006</b>            | 78,781   |
| <b>Discontinued operation</b>                                     | <b>已終止業務</b>          |             |                          |  |
| Loss for the period/year from discontinued operation              | 已終止業務的期內/年內<br>虧損     | 9           | <b>(16,141)</b>          | (40,511)   |
| Profit for the year   | 年內溢利                  | 10          | <b>16,865</b>            | 38,270   |
| Profit (loss) for the year attributable to owners of the Company: | 本公司擁有人應佔年內<br>溢利(虧損): |             |                          |  |
| – from continuing operations                                      | – 來自持續經營業務            |             | <b>34,562</b>            | 79,456   |
| – from discontinued operation                                     | – 來自已終止業務             |             | <b>4,950</b>             | (30,139)   |
| Profit for the year attributable to owners of the Company         | 本公司擁有人應佔年內溢利          |             | <b>39,512</b>            | 49,317   |
| Loss for the year attributable to non-controlling interests:      | 非控股權益應佔年內虧損:          |             |                          |  |
| – from continuing operations                                      | – 來自持續經營業務            |             | <b>(1,556)</b>           | (793)  |
| – from discontinued operation                                     | – 來自已終止業務             |             | <b>(21,091)</b>          | (10,254)   |
| Loss for the year attributable to non-controlling interests       | 非控股權益應佔年內虧損           |             | <b>(22,647)</b>          | (11,047)   |
|   |                       |             | <b>16,865</b>            | 38,270   |



## Consolidated Statement of Profit or Loss and Other Comprehensive Income 綜合損益及其他全面收益表

For the year ended 31 March 2022 截至2022年3月31日止年度

|  | Notes<br>附註         | 2022<br>HK\$'000<br>港幣千元 | 2021<br>HK\$'000<br>港幣千元<br>(Re-presented)<br>(重新呈列) |
|--|---------------------|--------------------------|--|
| <b>Other comprehensive (expense) income</b>                        | <b>其他全面(開支)收益</b>   |                          |  |
| Items that may be reclassified subsequently to profit or loss:     | 其後可能重新分類至損益之項目：     |                          |  |
| Share of exchange reserve of an associate                          | 分佔一間聯營公司之匯兌儲備       | <b>(3,493)</b>           | 6,882  |
| Exchange difference arising on translation of foreign operations   | 換算海外業務產生的匯兌差額       | <b>3,583</b>             | 10,933   |
|  |                     | <b>90</b>                | 17,815   |
| Total comprehensive income for the year                            | 年內全面收益總額            | <b>16,955</b>            | 56,085   |
| Total comprehensive income (expense) for the year attributable to: | 以下各項應佔年內全面收益(開支)總額： |                          |  |
| – Owners of the Company  | – 本公司擁有人            | <b>38,172</b>            | 64,702   |
| – Non-controlling interests  | – 非控股權益             | <b>(21,217)</b>          | (8,617)  |
|  |                     | <b>16,955</b>            | 56,085   |
|  |                     | <b>HK\$</b><br>港幣元       | <b>HK\$</b><br>港幣元                                   |
| Earnings per share from continuing operations                      | 來自持續經營業務的每股盈利       |                          |  |
| Basic and diluted  | 基本及攤薄               | 14                       | 0.16   |
|  |                     | <b>0.07</b>              |  |
|  |                     | <b>HK\$</b><br>港幣元       | <b>HK\$</b><br>港幣元                                   |
| Earnings per share from continuing and discontinued operations     | 來自持續經營業務及已終止業務的每股盈利 |                          |  |
| Basic and diluted  | 基本及攤薄               | 14                       | 0.10   |
|  |                     | <b>0.08</b>              |  |

# Consolidated Statement of Financial Position

## 綜合財務狀況表

At 31 March 2022 於2022年3月31日

|  |                   | Notes<br>附註 | 2022<br>HK\$'000<br>港幣千元 | 2021<br>HK\$'000<br>港幣千元 |
|--|-------------------|-------------|--------------------------|--------------------------|
| Non-current assets   | 非流動資產             |             |                          |                          |
| Property, plant and equipment  | 物業、機器及設備          | 15          | 72,273                   | 206,674                  |
| Right-of-use assets  | 使用權資產             | 16          | 7,171                    | 3,910                    |
| Investment properties  | 投資物業              | 17          | 268,904                  | 134,857                  |
| Goodwill   | 商譽                | 18          | –                        | 8,242                    |
| Other intangible assets  | 其他無形資產            | 19          | –                        | 2,050                    |
| Interest in an associate   | 於一間聯營公司的權益        | 20          | 75,601                   | 89,685                   |
| Biological assets  | 生物資產              | 22          | –                        | 6,111                    |
| Financial asset at fair value through profit or loss                   | 按公平值計入損益的金融資產     | 23          | –                        | 993                      |
| Other non-current assets   | 其他非流動資產           | 24          | 460                      | 460                      |
| Prepayment for acquisition of non-current assets and long term deposit | 收購非流動資產的預付款項及長期存款 | 30          | 12,929                   | 40,631                   |
| Pledged deposit  | 已抵押存款             | 30          | 30,870                   | –                        |
| Loan and interest receivable   | 應收貸款及利息           | 28          | 18,421                   | 10,753                   |
| Deferred tax assets  | 遞延稅項資產            | 25          | 11                       | 806                      |
|  |                   |             | <b>486,640</b>           | 505,172                  |
| Current assets   | 流動資產              |             |                          |                          |
| Inventories  | 存貨                | 26          | –                        | 30,258                   |
| Biological assets  | 生物資產              | 22          | –                        | 5,295                    |
| Trade receivables  | 貿易應收款項            | 27          | 98,779                   | 142,658                  |
| Amounts due from joint operations                                      | 應收合營業務款項          | 35          | 3,093                    | –                        |
| Contract assets  | 合約資產              | 29          | 107,879                  | 115,373                  |
| Deposits, prepayments and other receivables                            | 按金、預付款項及其他應收款項    | 30          | 20,123                   | 50,831                   |
| Tax recoverable  | 可收回稅項             |             | –                        | 1,313                    |
| Other current assets   | 其他流動資產            | 24          | –                        | 43,927                   |
| Bank balances and cash   | 銀行結餘及現金           | 31          | 161,357                  | 71,138                   |
|  |                   |             | <b>391,231</b>           | 460,793                  |
| Current liabilities  | 流動負債              |             |                          |                          |
| Trade and retention payables   | 貿易應付款項及應付保固金      | 32          | 71,548                   | 137,827                  |
| Contract liabilities   | 合約負債              | 29          | –                        | 5,722                    |
| Accruals and other payables  | 應計費用及其他應付款項       | 33          | 25,012                   | 36,237                   |
| Lease liabilities  | 租賃負債              | 16          | 13,906                   | 8,319                    |
| Bank and other borrowings  | 銀行及其他借貸           | 34          | 34,578                   | 126,224                  |
| Amount due to a related company  | 應付一間關連公司的款項       | 35          | –                        | 9,847                    |
| Tax payable  | 應付稅項              |             | 4,423                    | 4,781                    |
|  |                   |             | <b>149,467</b>           | 328,957                  |
| Net current assets   | 流動資產淨值            |             | <b>241,764</b>           | 131,836                  |
| Total assets less current liabilities                                  | 資產總額減流動負債         |             | <b>728,404</b>           | 637,008                  |

## Consolidated Statement of Financial Position 綜合財務狀況表

At 31 March 2022 於2022年3月31日

|   |            | Notes<br>附註 | 2022<br>HK\$'000<br>港幣千元 | 2021<br>HK\$'000<br>港幣千元 |
|---|------------|-------------|--------------------------|--------------------------|
| Non-current liabilities                         | 非流動負債      |             |                          |                          |
| Bank and other borrowings                       | 銀行及其他借貸    | 34          | 24,242                   | 27,607                   |
| Deferred income                                 | 遞延收入       | 36          | –                        | 24,846                   |
| Long service payment obligations                | 長期服務金承擔    | 37          | 673                      | 583                      |
| Lease liabilities                               | 租賃負債       | 16          | 223,161                  | 130,416                  |
| Deferred tax liabilities                        | 遞延稅項負債     | 25          | 6,150                    | 9,747                    |
|   |            |             | <b>254,226</b>           | 193,199                  |
| Net assets                                      | 資產淨值       |             | <b>474,178</b>           | 443,809                  |
| Capital and reserves                            | 資本及儲備      |             |                          |                          |
| Share capital                                   | 股本         | 38          | 5,000                    | 5,000                    |
| Reserves  | 儲備         |             | 468,340                  | 392,099                  |
| Equity attributable to owners<br>of the Company | 本公司擁有人應佔權益 |             | <b>473,340</b>           | 397,099                  |
| Non-controlling interests                       | 非控股權益      |             | 838                      | 46,710                   |
| Total equity                                    | 權益總額       |             | <b>474,178</b>           | 443,809                  |

The consolidated financial statements on pages 71 to 224 were approved and authorised for issue by the board of directors on 30 June 2022 and are signed on its behalf by:

第71至224頁的綜合財務報表乃由董事會於2022年6月30日批准及授權刊發，並由下列人士代表簽署：

**Jim Yin Kwan, Jackin**

詹燕群

Director

董事

**Chui Mo Ming**

徐武明

Director

董事

# Consolidated Statement of Changes in Equity

## 綜合權益變動表

For the year ended 31 March 2022 截至2022年3月31日止年度

|   |                     | Attributable to owners of the Company<br>本公司擁有人應佔 |               |                           |                  |                           |                  | Non-controlling interests |                           | Total    |
|---|---------------------|---|---------------|---------------------------|------------------|---------------------------|------------------|---------------------------|---------------------------|----------|
|   |                     | Share capital                                     | Share premium | Merger reserve            | Exchange reserve | Other reserve             | Retained profits | Total                     | Non-controlling interests | Total    |
|   |                     | 股本  | 股份溢價          | 合併儲備                      | 匯兌儲備             | 其他儲備                      | 保留溢利             | 總計                        | 非控股權益                     | 總計       |
|   |                     | HK\$'000  | HK\$'000      | HK\$'000                  | HK\$'000         | HK\$'000                  | HK\$'000         | HK\$'000                  | HK\$'000                  | HK\$'000 |
|   |                     | 港幣千元  | 港幣千元          | 港幣千元<br>(Note a)<br>(附註a) | 港幣千元             | 港幣千元<br>(Note b)<br>(附註b) | 港幣千元             | 港幣千元                      | 港幣千元                      | 港幣千元     |
| At 1 April 2020   | 於2020年4月1日          | 5,000   | 112,583       | 14,808                    | (10,228)         | 1,124                     | 209,110          | 332,397                   | 52,653                    | 385,050  |
| Profit (loss) for the year  | 年內溢利(虧損)            | -   | -             | -                         | -                | -                         | 49,317           | 49,317                    | (11,047)                  | 38,270   |
| Share of exchange reserve of an associate                           | 分佔一間聯營公司之匯兌儲備       | -   | -             | -                         | 6,882            | -                         | -                | 6,882                     | -                         | 6,882    |
| Exchange difference arising on translation of foreign operations    | 換算海外業務產生的匯兌差額       | -   | -             | -                         | 8,503            | -                         | -                | 8,503                     | 2,430                     | 10,933   |
| Profit (loss) and total comprehensive income (expense) for the year | 年內溢利(虧損)及全面收益(開支)總額 | -   | -             | -                         | 15,385           | -                         | 49,317           | 64,702                    | (8,617)                   | 56,085   |
| Capital contribution by non-controlling interests                   | 非控股權益出資             | -   | -             | -                         | -                | -                         | -                | -                         | 2,674                     | 2,674    |
| At 31 March 2021  | 於2021年3月31日         | 5,000   | 112,583       | 14,808                    | 5,157            | 1,124                     | 258,427          | 397,099                   | 46,710                    | 443,809  |
| Profit (loss) for the year  | 年內溢利(虧損)            | -   | -             | -                         | -                | -                         | 39,512           | 39,512                    | (22,647)                  | 16,865   |
| Share of exchange reserve of an associate                           | 分佔一間聯營公司之匯兌儲備       | -   | -             | -                         | (3,493)          | -                         | -                | (3,493)                   | -                         | (3,493)  |
| Exchange difference arising on translation of foreign operations    | 換算海外業務產生的匯兌差額       | -   | -             | -                         | 2,153            | -                         | -                | 2,153                     | 1,430                     | 3,583    |
| (Loss) profit and total comprehensive (expense) income for the year | 年內(虧損)溢利及全面(開支)收益總額 | -   | -             | -                         | (1,340)          | -                         | 39,512           | 38,172                    | (21,217)                  | 16,955   |
| Capital contribution by non-controlling interests                   | 非控股權益出資             | -   | -             | -                         | -                | 40,761                    | -                | 40,761                    | 31,599                    | 72,360   |
| Reclassification upon disposal of subsidiaries                      | 因出售附屬公司而重新分類        | -   | -             | -                         | (2,692)          | (40,761)                  | 40,761           | (2,692)                   | (56,254)                  | (58,946) |
| At 31 March 2022  | 於2022年3月31日         | 5,000   | 112,583       | 14,808                    | 1,125            | 1,124                     | 338,700          | 473,340                   | 838                       | 474,178  |



## Consolidated Statement of Changes in Equity

### 綜合權益變動表

For the year ended 31 March 2022 截至2022年3月31日止年度

Note a: Merger reserve represents the difference between the nominal value of the issued capital of subsidiaries acquired pursuant to a group reorganisation over the consideration paid for acquiring these subsidiaries.

Note b: Other reserve represents i) the difference between additional capital contribution of approximately HK\$72,360,000 (equivalent to RMB60,000,000) made by an independent investor to a subsidiary, 深圳華泓海洋生物醫藥有限公司 and an increase in non-controlling interest of approximately HK\$31,599,000 (equivalent to RMB26,761,000) during the year ended 31 March 2022; and ii) the difference between the carrying value of the additional equity interests of the subsidiary acquired and the consideration paid of HK\$116 during the year ended 31 March 2016.

附註a：合併儲備指根據集團重組所收購附屬公司的已發行股本面值與就收購該等附屬公司的已付代價之差額。

附註b：其他儲備指i)截至2022年3月31日止年度內一名獨立投資者向一間附屬公司深圳華泓海洋生物醫藥有限公司作出額外出資約港幣72,360,000元（相當於人民幣60,000,000元）與非控股權益增加約港幣31,599,000元（相當於人民幣26,761,000元）之間的差額；及ii)截至2016年3月31日止年度所收購附屬公司額外股權的賬面值與已付代價港幣116元之差額。

# Consolidated Statement of Cash Flows

## 綜合現金流量表

For the year ended 31 March 2022 截至2022年3月31日止年度

|  |                           | 2022<br>HK\$'000<br>港幣千元 | 2021<br>HK\$'000<br>港幣千元 |
|--|---------------------------|--------------------------|--------------------------|
| <b>OPERATING ACTIVITIES</b>  | <b>經營活動</b>               |                          |                          |
| Profit (loss) before taxation  | 除稅前溢利(虧損)                 |                          |                          |
| – Continuing operations  | – 持續經營業務                  | <b>41,257</b>            | 85,675                   |
| – Discontinued operation   | – 已終止業務                   | <b>(97,176)</b>          | (40,806)                 |
|  |                           | <b>(55,919)</b>          | 44,869                   |
| Adjustments for:   | 為以下項目作出調整：                |                          |                          |
| Bank interest income   | 銀行利息收入                    | <b>(797)</b>             | (429)                    |
| Loan interest income   | 貸款利息收入                    | <b>(1,048)</b>           | (208)                    |
| Provision for long service payment   | 長期服務金撥備                   | <b>90</b>                | 67                       |
| Finance costs  | 融資成本                      | <b>11,074</b>            | 10,158                   |
| Depreciation of right-of-use assets  | 使用權資產折舊                   | <b>5,952</b>             | 5,797                    |
| Net unrealised exchange loss (gain)  | 未變現匯兌虧損(收益)               | <b>96</b>                | (8,762)                  |
| Loss (gain) from changes in fair value<br>less cost to sell of biological assets | 生物資產公平值變動之虧損<br>(收益)減銷售成本 | <b>5,989</b>             | (8,623)                  |
| Gain on disposal of a subsidiary   | 出售一間附屬公司的收益               | <b>(4,307)</b>           | –                        |
| Fair value loss on financial assets at fair<br>value through profit or loss      | 按公平值計入損益的<br>金融資產的公平值虧損   | –                        | 102                      |
| Gain on disposal of plant and<br>equipment                                       | 出售機器及設備的收益                | <b>(1,390)</b>           | (126)                    |
| Government subsidies   | 政府補助                      | <b>(4,978)</b>           | (27,162)                 |
| Share of result of an associate  | 分佔一間聯營公司業績                | <b>(3,574)</b>           | (19,024)                 |
| Interest income on bonds   | 有關債券之利息收入                 | <b>(621)</b>             | (7,274)                  |
| Loss on write-off of property, plant<br>and equipment                            | 撇銷物業、機器及設備虧損              | –                        | 9                        |
| Amortisation of intangible assets  | 無形資產攤銷                    | <b>150</b>               | 913                      |
| Impairment losses of financial assets  | 金融資產減值虧損                  | <b>11,560</b>            | 1,481                    |
| Impairment loss of goodwill  | 商譽減值虧損                    | <b>8,334</b>             | 7,346                    |
| Impairment loss of property,<br>plant and equipment                              | 物業、機器及設備的<br>減值虧損         | <b>9,505</b>             | –                        |
| Impairment loss of other intangible<br>assets                                    | 其他無形資產的減值虧損               | <b>173</b>               | –                        |
| Impairment loss of right-of-use assets   | 使用權資產的減值虧損                | <b>111</b>               | –                        |
| Depreciation of property,<br>plant and equipment                                 | 物業、機器及設備的<br>折舊           | <b>38,593</b>            | 39,817                   |
| Operating cash flows before movements<br>in working capital                      | 營運資金變動前的經營<br>現金流量        | <b>18,993</b>            | 38,951                   |
| Decrease (increase) in inventories   | 存貨減少(增加)                  | <b>9,420</b>             | (8,787)                  |
| (Increase) decrease in biological assets   | 生物資產(增加)減少                | <b>(4,157)</b>           | 19,318                   |
| Decrease in trade receivables  | 貿易應收款項減少                  | <b>(8,175)</b>           | 12,082                   |
| (Increase) decrease in deposits,<br>prepayments and other receivables            | 按金、預付款項及其他<br>應收款項(增加)減少  | <b>(2,112)</b>           | 5,385                    |
| (Decrease) increase in trade and<br>retention payables                           | 貿易應付款項及應付<br>保固金(減少)增加    | <b>(10,902)</b>          | 34,596                   |
| Increase (decrease) in accruals and<br>other payables                            | 應計費用及其他應付款項<br>增加(減少)     | <b>9,888</b>             | (11,451)                 |
| Increase (decrease) increase in<br>contract liabilities                          | 合約負債增加(減少)                | <b>1,454</b>             | (16,684)                 |
| Decrease in contract assets  | 合約資產減少                    | <b>7,494</b>             | 41,152                   |
| Cash generated from operations   | 經營活動所得現金                  | <b>21,903</b>            | 114,562                  |
| Income tax paid  | 已付所得稅                     | <b>(2,927)</b>           | (1,502)                  |
| <b>NET CASH FROM OPERATING ACTIVITIES</b>  | <b>經營活動所得現金淨額</b>         | <b>18,976</b>            | 113,060                  |

## Consolidated Statement of Cash Flows

## 綜合現金流量表

For the year ended 31 March 2022 截至2022年3月31日止年度

|  |                                | 2022<br>HK\$'000<br>港幣千元 | 2021<br>HK\$'000<br>港幣千元 |
|--|--------------------------------|--------------------------|--------------------------|
| <b>INVESTING ACTIVITIES</b>  | <b>投資活動</b>                    |                          |                          |
| Net cash inflow from disposing subsidiaries  | 出售附屬公司的現金流入淨額                  | <b>85,688</b>            | –                        |
| Redemption of zero coupon bonds  | 贖回零息債券                         | <b>44,452</b>            | 43,137                   |
| Repayment from loan to an associate  | 獲聯營公司償還貸款                      | <b>14,165</b>            | –                        |
| Repayment from an associate  | 獲聯營公司還款                        | <b>10,953</b>            | –                        |
| Proceeds from disposal of plant and equipment  | 出售機器及設備的所得款項                   | <b>2,487</b>             | 1,550                    |
| Interest received  | 已收利息                           | <b>797</b>               | 429                      |
| Purchase of an investment property   | 購置投資物業                         | <b>(33,298)</b>          | –                        |
| Placement in pledged deposit   | 存入已抵押存款                        | <b>(30,870)</b>          | –                        |
| Advance to an associate  | 墊款予一間聯營公司                      | <b>(21,690)</b>          | –                        |
| Advance to joint operations  | 墊款予合營業務                        | <b>(3,093)</b>           | –                        |
| Purchase of plant and equipment  | 購置機器及設備                        | <b>(10,157)</b>          | (39,694)                 |
| Advance of loan receivable   | 應收貸款墊款                         | <b>(6,896)</b>           | (11,104)                 |
| Prepayment for acquisition of non-current assets   | 收購非流動資產的預付款項                   | <b>(5,811)</b>           | (33,513)                 |
| Purchase of zero coupon bonds  | 購置零息債券                         | –                        | (25,086)                 |
| Settlement of construction payable for prior year's acquisition of plant and equipment         | 結算上年度收購機器及設備應付的建築費用            | –                        | (2,287)                  |
| Proceeds from sales of technical know-how  | 出售技術專業知識所得款項                   | –                        | 21,856                   |
| <b>NET CASH FROM (USED IN) INVESTING ACTIVITIES</b>  | <b>投資活動所得(所用)現金淨額</b>          | <b>46,727</b>            | (44,712)                 |
| <b>FINANCING ACTIVITIES</b>  | <b>融資活動</b>                    |                          |                          |
| Capital contribution by non-controlling interests  | 非控股權益出資                        | <b>72,360</b>            | 2,674                    |
| New bank and other borrowings raised   | 已募集新銀行及其他借貸                    | <b>62,562</b>            | 87,597                   |
| Government subsidies received  | 已收政府補貼                         | <b>5,042</b>             | 24,690                   |
| Advance from a director of a subsidiary  | 來自一間附屬公司的一名董事的墊款               | <b>1,306</b>             | 2,106                    |
| Repayment of bank and other borrowings   | 償還銀行及其他借貸                      | <b>(83,903)</b>          | (133,886)                |
| Interest paid on bank and other borrowings   | 就銀行及其他借款支付的利息                  | <b>(10,191)</b>          | (8,666)                  |
| (Repayment to) Advance from a related company  | 關連公司(獲還款)提供墊款                  | <b>(9,847)</b>           | 2,729                    |
| Repayment to lease liabilities   | 償還租賃負債                         | <b>(4,538)</b>           | (6,115)                  |
| Interest paid for lease liabilities  | 就租賃負債支付的利息                     | <b>(3,781)</b>           | (342)                    |
| <b>NET CASH FROM (USED IN) FINANCING ACTIVITIES</b>  | <b>融資活動所得(所用)現金淨額</b>          | <b>29,010</b>            | (29,213)                 |
| <b>NET INCREASE IN CASH AND CASH EQUIVALENTS</b>   | <b>現金及現金等價物增加淨額</b>            | <b>94,713</b>            | 39,135                   |
| <b>CASH AND CASH EQUIVALENTS AT THE BEGINNING OF THE YEAR</b>                                  | <b>年初的現金及現金等價物</b>             | <b>71,138</b>            | 31,079                   |
| Effect of foreign exchange rate changes  | 外匯匯率變動的影響                      | <b>(4,494)</b>           | 924                      |
| <b>CASH AND CASH EQUIVALENTS AT THE END OF THE YEAR, represented by bank balances and cash</b> | <b>年末的現金及現金等價物(以銀行結餘及現金表示)</b> | <b>161,357</b>           | 71,138                   |

# Notes to the Consolidated Financial Statements

## 綜合財務報表附註

For the year ended 31 March 2022 截至2022年3月31日止年度

### 1. GENERAL

Yee Hop Holdings Limited (the “**Company**”) was incorporated as an exempted company with limited liability incorporated in the Cayman Islands under the Companies Act, Chapter 22 (Law 3 of 1961, as consolidated and revised) of the Cayman Islands on 12 February 2015 and its shares are listed on The Stock Exchange of Hong Kong Limited on 18 December 2015. Its ultimate controlling parties are Mr. Jim Yin Kwan, Jackin and Mr. Chui Mo Ming (the “**Controlling Shareholders**”). The address of the registered office of the Company is Windward 3, Regatta Office Park, PO Box 1350, Grand Cayman, KY1-1108, Cayman Islands, and its principal place of business is located at Units 1104-06, 11/F., Nan Fung Commercial Centre, 19 Lam Lok Street, Kowloon Bay, Hong Kong.

The Company is an investment holding company while the principal subsidiaries are principally engaged in the provision of foundation and other civil works and tunneling works in Hong Kong and Philippines, premises revitalisation and enhancement (formerly known as sub-leasing of premises). During the year ended 31 March 2022, the subsidiaries of the Company also engaged in the research and development and breeding, sales and trading of aquatic products and related services in the People’s Republic of China (the “**PRC**”) which was discontinued in current year upon the completion of the disposal of Shenzhen BGI Marine Sci & Tech Co. Ltd\*深圳華大海洋科技有限公司 (“**BGI Marine**”), which together with its subsidiaries (collectively referred to as the “**BGI Marine Group**”), on 28 January 2022 (the “**Disposal**”), details are set out in notes 9 and 43. The principal activities of the subsidiaries are set out in note 48.

Other than those subsidiaries established in the PRC and the Philippines whose functional currency is Renminbi (“**RMB**”) and Philippine Peso (“**PHP**”) respectively, the functional currency of the Company and other subsidiaries is Hong Kong dollars (“**HK\$**”). For the purpose of presenting the consolidated financial statements, the Company and its subsidiaries (hereinafter collectively referred to as the “**Group**”) adopted HK\$ as its presentation currency.

### 1. 一般資料

義合控股有限公司（「**本公司**」）於2015年2月12日根據開曼群島法例第22章公司法（1961年第3冊，經綜合及修訂）於開曼群島註冊成立，而其股份於2015年12月18日在香港聯合交易所有限公司上市。其最終控股方為詹燕群先生及徐武明先生（「**控股股東**」）。本公司的註冊辦事處地址為Windward 3, Regatta Office Park, PO Box 1350, Grand Cayman, KY1-1108, the Cayman Islands，而其主要營業地點位於香港九龍灣樂樂街19號南豐商業中心11樓1104-06室。

本公司為一間投資控股公司，而主要附屬公司主要從事在香港及菲律賓提供地基及其他土木工程以及隧道工程、物業活化及升級（前稱物業分租）。於截至2022年3月31日止年度，本公司附屬公司亦於中華人民共和國（「**中國**」）從事水產研發及養殖、銷售及貿易以及相關服務，該業務已於本年度在2022年1月28日完成出售深圳華大海洋科技有限公司（「**華大海洋**」），連同其附屬公司統稱為「**華大海洋集團**」（「**出售事項**」）後終止，詳情載於附註9及43。附屬公司的主要業務載於附註48。

除於中國及菲律賓成立的附屬公司（其功能貨幣分別為人民幣（「**人民幣**」）及菲律賓比索（「**菲律賓比索**」））外，本公司及其他附屬公司的功能貨幣為港幣（「**港幣**」）。就呈列綜合財務報表而言，本公司及其附屬公司（以下統稱「**本集團**」）採用港幣作為其呈報貨幣。





## Notes to the Consolidated Financial Statements

### 綜合財務報表附註

For the year ended 31 March 2022 截至2022年3月31日止年度

#### 2. APPLICATION OF NEW AND AMENDMENTS HONG KONG FINANCIAL REPORTING STANDARDS (“HKFRS(s)”)

In the current year, the Group has applied, for its first time, the following amendments to Hong Kong Financial Reporting Standards (“HKFRSs”) issued by the Hong Kong Institute of Certified Public Accountants (the “HKICPA”) which are effective for the Group’s financial year beginning 1 April 2021:

|   |  |
|---|--|
| Amendments to HKFRS 16  | Covid-19-Related Rent Concessions        |
| Amendments to HKFRS 9, HKAS 39, HKFRS 7, HKFRS 4 and HKFRS 16 | Interest Rate Benchmark Reform – Phase 2 |

The application of the amendments to HKFRSs in the current year has had no material effect on the Group’s financial performance and positions for the current and prior periods and/or on the disclosures set out in these consolidated financial statements.

\* *English name for identification purpose only.*

#### 2. 應用新訂及香港財務報告準則（「香港財務報告準則」）修訂本

於本年度，本集團已首次採用以下由香港會計師公會（「香港會計師公會」）頒佈並於本集團2021年4月1日開始之財政年度生效之經修訂香港財務報告準則（「香港財務報告準則」）：

|  |                |
|--|----------------|
| 香港財務報告準則第16號（修訂本）  | Covid-19相關租賃優惠 |
| 香港財務報告準則第9號、香港會計準則第39號、香港財務報告準則第7號、香港財務報告準則第4號及香港財務報告準則第16號（修訂本） | 利率基準改革—第二階段    |

於本年度採用經修訂香港財務報告準則對本期間及過往期間本集團之財務表現及狀況及／或該等綜合財務報表所載之披露事項並無重大影響。

\* 英文名稱僅供識別。

## Notes to the Consolidated Financial Statements

### 綜合財務報表附註

For the year ended 31 March 2022 截至2022年3月31日止年度

## 2. APPLICATION OF NEW AND REVISED HONG KONG FINANCIAL REPORTING STANDARDS (“HKFRS(s)”) (continued)

### New and amendments to HKFRSs issued but not yet effective

The Group has not early applied the following new and amendments to HKFRSs that have been issued but are not yet effective.

|   |   |
|---|---|
| HKFRS 17  | Insurance Contracts and related Amendments <sup>3</sup>   |
| Amendments to HKFRS 3                               | Reference to Conceptual Framework <sup>2</sup>  |
| Amendments to HKFRS 10 and HKAS 28                  | Sale or Contribution of Assets between an Investor and its Associate or Joint Venture <sup>4</sup>  |
| Amendments to HKAS 1                                | Classification of Liabilities as Current or Non-current and the related amendments to Hong Kong Interpretation 5(2020) Presentation of Financial Statements – Classification by the Borrower of a Term Loan that Contains a Repayment on Demand Clause <sup>3</sup> |
| Amendments to HKAS 1 and HKFRS Practice Statement 2 | Disclosure of Accounting Policies <sup>3</sup>  |
| Amendments to HKAS 8                                | Definition of Accounting Estimates <sup>3</sup>   |
| Amendments to HKAS 12                               | Deferred Tax related to Assets and Liabilities arising from a Single Transaction <sup>3</sup>   |
| Amendments to HKAS 16                               | Property, plant and Equipment: Proceeds before Intended Use <sup>2</sup>  |
| Amendments to HKAS 37                               | Onerous Contracts – Cost of Fulfilling a Contract <sup>2</sup>  |
| Amendments to HKFRS 16                              | COVID-19 Related Rent Concessions beyond 30 June 2021 <sup>1</sup>  |
| Amendment to HKFRSs                                 | Annual Improvements to IFRSs 2018 – 2020 cycle <sup>2</sup>   |

<sup>1</sup> Effective for annual periods beginning on or after 1 April 2021.

<sup>2</sup> Effective for annual periods beginning on or after 1 January 2022.

<sup>3</sup> Effective for annual periods beginning on or after 1 January 2023.

<sup>4</sup> Effective for annual periods beginning on or after a date to be determined.

The directors of the Company anticipate that, except as described below, the application of other new and amendments to HKFRSs will have no material impact on the results and the financial position of the Group.

## 2. 應用新訂及香港財務報告準則（「香港財務報告準則」）修訂本（續）

### 已頒佈但尚未生效之新頒佈及經修訂香港財務報告準則

本集團並無提前採用以下已頒佈但尚未生效之新頒佈及經修訂香港財務報告準則。

|                                |  |
|--------------------------------|--|
| 香港財務報告準則第17號                   | 保險合約及相關修訂 <sup>3</sup>   |
| 香港財務報告準則第3號（修訂本）               | 涉及概念框架之引述 <sup>2</sup>   |
| 香港財務報告準則第10號及香港會計準則第28號（修訂本）   | 投資者及其聯營公司或合營企業之間資產出售或投入 <sup>4</sup>   |
| 香港會計準則第1號（修訂本）                 | 將負債分類為流動或非流動以及香港詮釋第5號之相關修訂（2020年）財務報表之呈列— 借款人對訂有按要價還條款之定期貸款進行分類 <sup>3</sup> |
| 香港會計準則第1號及香港財務報告準則實務報告第2號（修訂本） | 會計政策之披露 <sup>3</sup>   |
| 香港會計準則第8號（修訂本）                 | 會計估計之定義 <sup>3</sup>   |
| 香港會計準則第12號（修訂本）                | 單一交易產生的有關資產及負債的遞延稅項 <sup>3</sup>   |
| 香港會計準則第16號（修訂本）                | 物業、機器及設備：作擬定用途前的所得款項 <sup>2</sup>  |
| 香港會計準則第37號（修訂本）                | 虧損合約—履行合約的成本 <sup>2</sup>  |
| 香港財務報告準則第16號（修訂本）              | 2021年6月30日後 COVID-19相關租賃優惠 <sup>1</sup>                                      |
| 香港財務報告準則（修訂本）                  | 香港財務報告準則 2018年至2020年的年度改進 <sup>2</sup>                                       |

<sup>1</sup> 於2021年4月1日或之後開始之年度期間生效。

<sup>2</sup> 於2022年1月1日或之後開始之年度期間生效。

<sup>3</sup> 於2023年1月1日或之後開始之年度期間生效。

<sup>4</sup> 於待定期日或之後開始之年度期間生效。

本公司董事預期，除下文所述者外，應用其他新訂及經修訂香港財務報告準則不會對本集團之業績及財務狀況造成重大影響。

## Notes to the Consolidated Financial Statements

### 綜合財務報表附註

For the year ended 31 March 2022 截至2022年3月31日止年度

#### 2. APPLICATION OF NEW AND REVISED HONG KONG FINANCIAL REPORTING STANDARDS (“HKFRS(s)”) (continued)

##### Amendments to HKAS 1 – Classification of Liabilities as Current or Non-current and related amendments to Hong Kong Interpretation 5 (2020)

The amendments to HKAS 1 affect only the presentation of liabilities as current or non-current in the statement of financial position and not the amount or timing of recognition of any asset, liability, income or expenses, or the information disclosed about those items.

The amendments clarify that the classification of liabilities as current or non-current is based on rights that are in existence at the end of the reporting period, specify that classification is unaffected by expectations about whether an entity will exercise its right to defer settlement of a liability, explain that rights are in existence if covenants are complied with at the end of the reporting period, and introduce a definition of ‘settlement’ to make clear that settlement refers to the transfer to the counterparty of cash, equity instruments, other assets or services.

Hong Kong Interpretation 5 was revised as a consequence of Amendments to HKAS 1 Classification of Liabilities as Current or Non-current to align the corresponding wordings with no change in conclusion.

The amendments are applied retrospectively for annual periods beginning on or after 1 January 2023, with early application permitted.

Based on the Group’s outstanding liabilities as at 31 March 2022, the application of the amendments will not result in change in the classification of the Group’s liabilities.

#### 2. 應用新訂及香港財務報告準則（「香港財務報告準則」）修訂本（續）

##### 香港會計準則第1號（修訂本）— 將負債分類為流動或非流動以及香港詮釋第5號之相關修訂（2020年）

香港會計準則第1號之修訂僅影響財務狀況表中流動負債或非流動負債之呈列，並不影響任何資產、負債、收入或開支之確認金額或時間，或有關該等項目之披露資料。

該等修訂澄清負債應基於報告期末存在之權利分類為流動或非流動負債，明確規定分類不受有關實體是否會行使其延遲清償債務權利之預期，闡述如於報告期末遵守契約則存在該權利，且該修訂亦引入「結算」的定義，以明確表示結算乃指將現金、股權工具、其他資產或服務轉移至交易對手。

由於香港會計準則第1號分類為流動負債或非流動負債之修訂，而對香港詮釋第5號進行修訂，以使相應措詞保持一致且結論不變。

該等修訂自2023年1月1日或之後開始之年度期間追溯應用，並且允許提早採納。

根據本集團截至2022年3月31日之未償還負債，應用該等修訂不會導致本集團負債分類之變動。

## Notes to the Consolidated Financial Statements 綜合財務報表附註

For the year ended 31 March 2022 截至2022年3月31日止年度

### 2. APPLICATION OF NEW AND REVISED HONG KONG FINANCIAL REPORTING STANDARDS (“HKFRS(s)”) (continued) Amendments to HKAS 1 and HKFRS Practice Statement 2 – Disclosure of Accounting Policies

The amendments change the requirements in HKAS 1 with regard to disclosure of accounting policies. The amendments replace all instances of the term “significant accounting policies” with “material accounting policy information”. Accounting policy information is material if, when considered together with other information included in an entity’s financial statements, it can reasonably be expected to influence decisions that the primary users of general purpose financial statements make on the basis of those financial statements.

The supporting paragraphs in HKAS 1 are also amended to clarify that accounting policy information that relates to immaterial transactions, other events or conditions is immaterial and need not be disclosed. Accounting policy information may be material because of the nature of the related transactions, other events or conditions, even if the amounts are immaterial. However, not all accounting policy information relating to material transactions, other events or conditions is itself material.

Guidance and examples were provided to explain and demonstrate the application of the “four-step materiality process” described in HKFRS Practice Statement 2. The application of the amendments is not expected to have significant impact on the financial position or performance of the Group but may affect the disclosures of the Group’s significant accounting policies. The impacts of application, if any, will be disclosed in the Group’s future consolidated financial statements.

### 2. 應用新訂及香港財務報告準則（「香港財務報告準則」）修訂本（續） 香港會計準則第1號及香港財務報告準則實務報告第2號（修訂本）— 會計政策之披露

該等修訂更改香港會計準則第1號有關會計政策披露的規定。該等修訂以「重大會計政策資料」替換「重大會計政策」。倘將會計政策資料與實體財務報表中所載的其他資料一併考慮時，可合理預期會影響一般財務報表主要使用者根據該等財務報表作出的決定，則該會計政策資料屬重大。

香港會計準則第1號中的支持段落亦經修訂，以澄清與非重大交易、其他事件或條件相關的會計政策資料屬非重大且無須披露。由於相關交易、其他事件或條件的性質，即使金額微不足道，會計政策資料亦可能屬重大。然而，並非所有與重大交易、其他事件或條件相關的會計政策資料本身屬重大。

香港財務報告準則實務報告第2號中提供了指導意見和實例，以解釋及論證「四步法評估重大性流程」之應用。應用該等修訂預期不會對本集團財務狀況或表現產生重大影響，但可能影響本集團主要會計政策之披露。有關應用影響（如有）將於日後本集團的綜合財務報表中予以披露。



## Notes to the Consolidated Financial Statements

### 綜合財務報表附註

For the year ended 31 March 2022 截至2022年3月31日止年度

#### 2. APPLICATION OF NEW AND REVISED HONG KONG FINANCIAL REPORTING STANDARDS (“HKFRS(s)”) (continued)

##### Amendments to HKAS 8 Definition of Accounting Estimates

The amendments to HKAS 8 introduce the definition of ‘accounting estimates’. The amendments clarify the distinction between changes in accounting estimates and changes in accounting policies and the correction of errors. Also, they clarify how entities use measurement techniques and inputs to develop accounting estimates.

The amendments are effective for annual reporting periods beginning on or after 1 January 2023 and apply to changes in accounting policies and changes in accounting estimates that occur on or after the start of that period, with earlier application permitted.

##### Amendments to HKAS 12 Deferred Tax related to Assets and Liabilities arising from a Single Transaction

The amendments narrow the scope of the recognition exemption of deferred tax liabilities and deferred tax assets in paragraphs 15 and 24 of HKAS 12 so that it no longer applies to transactions that, on initial recognition, give rise to equal taxable and deductible temporary differences.

For leasing transactions in which the tax deductions are attributable to the lease liabilities, the Group currently applies HKAS 12 requirements to the relevant assets and liabilities as a whole. Temporary differences relating to relevant assets and liabilities are assessed on a net basis.

Upon the application of the amendments, the Group will recognise a deferred tax asset (to the extent that it is probable that taxable profit will be available against which the deductible temporary difference can be utilised) and a deferred tax liability for all deductible and taxable temporary differences associated with the right-of-use assets and the lease liabilities.

The amendments are effective for annual reporting periods beginning on or after 1 January 2023, with early application permitted. The application of the amendments is not expected to have significant impact on the Group’s consolidated financial statements as the net temporary differences relating to relevant assets and liabilities are insignificant.

#### 2. 應用新訂及香港財務報告準則（「香港財務報告準則」）修訂本（續）

##### 香港會計準則第8號（修訂本）會計估計之定義

香港會計準則第8號之修訂引入「會計估計」的定義。該等修訂釐清會計估計變動及會計政策變動之間的區別以及錯誤糾正。此外，其亦釐清實體使用計量技巧及輸入數據以計算會計估計的方式。

該等修訂自2023年1月1日或之後開始之年度期間生效，並適用於該期間開始時或之後發生的會計政策變動及會計估計變動，並且允許提早採納。

##### 香港會計準則第12號（修訂本）單一交易產生的有關資產及負債的遞延稅項

該等修訂縮窄香港會計準則第12號第15及24段遞延稅項負債及遞延稅項資產之確認豁免範圍，使其不再適用於初始確認時產生相等應課稅及可扣稅暫時差額之交易。

就稅項減免歸屬於租賃負債之租賃交易而言，本集團目前對相關資產及負債整體應用香港會計準則第12號之規定。與相關資產及負債有關之暫時差額以淨額估算。

應用該等修訂後，本集團將就與使用權資產及租賃負債相關的所有可扣稅及應課稅暫時差額確認遞延稅項資產（倘可能有應課稅溢利可供利用以抵銷可扣稅暫時差額時）及遞延稅項負債。

該等修訂自2023年1月1日或之後開始之年度報告期間生效，允許提早採納。預期應用該等修訂不會對本集團之綜合財務報表產生任何重大影響，原因是與相關資產及負債有關之淨暫時差額並不重大。

## Notes to the Consolidated Financial Statements

### 綜合財務報表附註

For the year ended 31 March 2022 截至2022年3月31日止年度

### 3. SIGNIFICANT ACCOUNTING POLICIES

The consolidated financial statements have been prepared in accordance with HKFRSs issued by the HKICPA. In addition, the consolidated financial statements include applicable disclosures required by the Rules Governing the Listing of Securities on The Stock Exchange of Hong Kong Limited (“Listing Rules”) and by the Hong Kong Companies Ordinance.

The consolidated financial statements have been prepared on the historical cost basis, except for certain financial instruments that are measured at fair values at the end of each reporting period.

Historical cost is generally based on the fair value of the consideration given in exchange for goods and services.

Fair value is the price that would be received to sell an asset or paid to transfer a liability in an orderly transaction between market participants at the measurement date regardless of whether that price is directly observable or estimated using another valuation technique. Details of fair value measurement are explained in the accounting policies set out below.

The principal accounting policies are set out below.

#### Basis of consolidation

The consolidated financial statements incorporate the financial statements of the Company and entities controlled by the Company and its subsidiaries. If a subsidiary prepares its financial statements using accounting policies other than those adopted in the consolidated financial statements for like transactions and events in similar circumstances, appropriate adjustments are made to that subsidiary’s financial statements in preparing the consolidated financial statements to ensure conformity with the group’s accounting policies.

Control is achieved where the Group has: (i) the power over the investee; (ii) exposure, or rights, to variable returns from its involvement with the investee; and (iii) the ability to use its power over the investee to affect the amount of the Group’s returns.

### 3. 重大會計政策

綜合財務報表乃按照香港會計師公會頒佈的香港財務報告準則編製。此外，綜合財務報表包括香港聯合交易所有限公司證券上市規則（「上市規則」）及香港公司條例的適用披露規定。

綜合財務報表乃按歷史成本編製，惟於各報告期末按公平值計量的若干金融工具除外。

歷史成本一般按交換貨品及服務時所付代價的公平值計量。

公平值為市場參與者於計量日期透過有序交易出售資產所收取或轉移負債所支付之價格，而不論該價格是否直接觀察所得或能否以另一估值技術估計所得。公平值計量詳情於下文所載會計政策中闡釋。

主要會計政策載於下文。

#### 綜合基準

綜合財務報表包括本公司及本公司所控制實體及其附屬公司的財務報表。倘附屬公司在類似情況下就相若交易及事件採用綜合財務報表所採納者以外的會計政策編製其財務報表，則在編製綜合財務報表時對該附屬公司的財務報表作出適當調整，以確保與集團的會計政策相符。

倘本集團(i)對投資對象擁有權力；(ii)對參與投資對象業務而獲得的可變回報須承擔風險或擁有權利；及(iii)可對投資對象行使其權力以影響本集團的回報金額，則取得控制權。



## Notes to the Consolidated Financial Statements

### 綜合財務報表附註

For the year ended 31 March 2022 截至2022年3月31日止年度

### 3. SIGNIFICANT ACCOUNTING POLICIES

(continued)

#### Basis of consolidation (continued)

When the Group has less than a majority of the voting rights of an investee, it considers that it has power over the investee when the voting rights are sufficient to give it the practical ability to direct the relevant activities of the investee unilaterally. The Group considers all relevant facts and circumstances in assessing whether or not the Group's voting rights in an investee are sufficient to give it power, including:

- the size of the Group's holding of voting rights relative to the size and dispersion of holdings of the other vote holders;
- potential voting rights held by the Group, other vote holders or other parties;
- rights arising from other contractual arrangements;
- any additional facts and circumstances that indicate that the Group has, or does not have, the current ability to direct the relevant activities at the time that decisions need to be made, including voting patterns at previous shareholders' meetings.

The Group reassesses whether it controls an investee if facts and circumstances indicate that there are changes to one or more of these elements of control stated above.

Consolidation of a subsidiary begins when the Group obtains control over the subsidiary and ceases when the Group loses control of the subsidiary.

Income and expenses of subsidiaries are included in the consolidated statement of profit or loss and other comprehensive income from the date the Group gains control until the date when the Group ceases to control the subsidiary.

### 3. 重大會計政策(續)

#### 綜合基準(續)

倘若本集團於投資對象的投票權未能佔多數，則當投票權足以使本公司有實際能力可單方指導被投資方的相關活動時，本集團則認為其對被投資方有權控制。本集團在評估本公司在投資對象的投票權是否足以賦予其權力控制時，將考慮所有的事實和情況，包括：

- 本集團持有的投票權規模與其他投票權持有人的投票權規模及分散度；
- 本集團、其他投票持有人或其他方的潛在投票權；
- 其他合約中約定的權利；
- 任何表明本集團在需要做出決策時有或者沒有指導相關活動能力的事實和情況，包括以往股東大會的投票模式。

倘有事實及情況顯示上述該等控制因素中有一項或多項出現變化，則本公司會重新評估其是否對投資對象擁有控制權。

附屬公司的合併入賬於本集團取得有關附屬公司的控制權起開始，並於本集團失去有關附屬公司的控制權時終止。

附屬公司的收入及開支乃自本集團取得控制權的日期起計入綜合損益及其他全面收益表，直至本集團不再控制有關附屬公司的日期為止。

## Notes to the Consolidated Financial Statements

### 綜合財務報表附註

For the year ended 31 March 2022 截至2022年3月31日止年度

### 3. SIGNIFICANT ACCOUNTING POLICIES

(continued)

#### Basis of consolidation (continued)

Profit or loss and each component of other comprehensive income of subsidiaries are attributed to the owners of the Company and to the non-controlling interests. Total comprehensive income of subsidiaries is attributed to the owners of the Company and to the non-controlling interests even if this results in the non-controlling interests having a deficit balance.

All intra-group assets and liabilities, equity, income, expenses and cash flows relating to transactions between members of the Group are eliminated in full on consolidation.

#### *Changes in the Group's ownership interests in existing subsidiaries*

When the Group loses control of a subsidiary, it (i) derecognises the assets (including any goodwill) and liabilities of the subsidiary at their carrying amounts at the date when control is lost, (ii) derecognises the carrying amount of any non-controlling interests in the former subsidiary at the date when control is lost (including any components of other comprehensive income attributable to them), and (iii) recognises the aggregate of the fair value of the consideration received and the fair value of any retained interest, with any resulting difference being recognised as a gain or loss in profit or loss attributable to the Group. When assets and liabilities of the subsidiary are carried at revalued amounts or fair values and the related cumulative gain or loss has been recognised in other comprehensive income and accumulated in equity, the amounts previously recognised in other comprehensive income and accumulated in equity are accounted for as if the Group had directly disposed of the related assets and liabilities (i.e. reclassified to profit or loss or transferred directly to retained earnings as specified by applicable HKFRSs). The fair value of any investment retained in the former subsidiary at the date when control is lost is regarded as the fair value on initial recognition for subsequent accounting under HKFRS 9 Financial Instruments or, when applicable, the cost on initial recognition of an investment in an associate or a joint venture.

### 3. 重大會計政策(續)

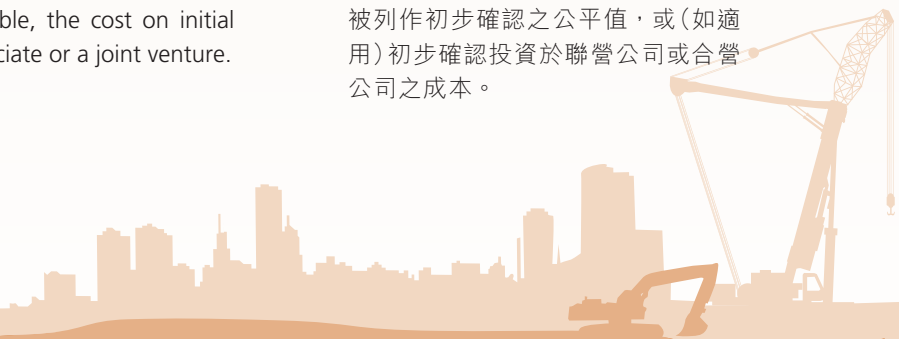
#### 綜合基準(續)

附屬公司損益及其他全面收益的每個項目乃歸屬於本公司擁有人及非控股權益。附屬公司的全面收益總額歸屬於本公司擁有人及非控股權益，前提是此舉會導致非控股權益產生虧絀結餘。

有關本集團成員之間交易的所有集團內公司間的資產及負債、股權、收入、支出及現金流量於綜合入賬時悉數對銷。

#### *本集團於現有附屬公司擁有權權益的變動*

當本集團失去對附屬公司的控制權：其(i)在失去控制權當日終止確認附屬公司的資產(包括任何商譽)及負債的賬面值、(ii)在失去控制權當日終止確認於前附屬公司的任何非控股權益的賬面值(包括彼等應佔其他全面收益的任何部份)，及(iii)確認已收代價的公平值及任何保留權益的公平值總額，而所產生之任何差額則確認為本集團應佔損益內的收益或虧損。倘該附屬公司之資產及負債乃按重估金額或公平值列賬，而相關累計盈虧已於其他全面收益中確認並於權益中累計，則先前於其他全面收益確認並於權益中累計款項，會按猶如本集團已直接出售相關資產及負債入賬(即按適用香港財務報告準則之規定重新分類至損益或直接轉撥至保留盈利)。在失去控制權當日於前附屬公司保留的任何投資的公平值將被視為根據香港財務報告準則第9號金融工具於其後入賬時被列作初步確認之公平值，或(如適用)初步確認投資於聯營公司或合營公司之成本。





## Notes to the Consolidated Financial Statements

### 綜合財務報表附註

For the year ended 31 March 2022 截至2022年3月31日止年度

### 3. SIGNIFICANT ACCOUNTING POLICIES

(continued)

#### Goodwill

Goodwill arising from a business combination is carried at cost less accumulated impairment losses, if any.

For the purposes of impairment testing, goodwill is allocated to each of the Group's cash-generating units (or groups of cash-generating units) that is expected to benefit from the synergies of the combination.

A cash-generating unit to which goodwill has been allocated is tested for impairment annually or more frequently when there is indication that the cash-generating unit may be impaired. For goodwill arising on an acquisition in a reporting period, the cash-generating unit to which goodwill has been allocated is tested for impairment before the end of that reporting period. If the recoverable amount of the cash-generating unit is less than its carrying amount, the impairment loss is allocated first to reduce the carrying amount of any goodwill allocated to the unit and then to the other assets of the unit on a pro-rata basis based on the carrying amount of each asset in the unit. Any impairment loss for goodwill is recognised directly in profit or loss. An impairment loss recognised for goodwill is not reversed in subsequent periods.

On disposal of the relevant cash-generating unit, the attributable amount of goodwill is included in the determination of the amount of profit or loss on disposal.

### 3. 重大會計政策 (續)

#### 商譽

業務合併所產生之商譽乃按成本減累計減值虧損(如有)列賬。

就減值測試而言，商譽乃分配至預期可自合併之協同效益獲益之本集團各個現金產生單位(或現金產生單位組別)。

獲分配商譽之現金產生單位每年進行減值測試，或如有跡象顯示現金產生單位可能出現減值，則更頻繁地進行測試。就於報告期內進行之收購所產生之商譽而言，獲分配商譽之現金產生單位於該報告期間末前進行減值測試。倘現金產生單位之可收回金額少於其賬面值，則首先分配減值虧損以調低該單位已獲分配之任何商譽之賬面值，其後根據單位內各資產之賬面值按比例分配減值虧損至該單位之其他資產。任何商譽減值虧損直接於損益確認。就商譽確認之減值虧損不會於其後期間撥回。

於出售相關現金產生單位時，商譽應佔金額計入釐定出售損益賬內。

## Notes to the Consolidated Financial Statements

### 綜合財務報表附註

For the year ended 31 March 2022 截至2022年3月31日止年度

### 3. SIGNIFICANT ACCOUNTING POLICIES

(continued)

#### Interest in an associate

An associate is an entity over which the Group has significant influence. Significant influence is the power to participate in the financial and operating policy decisions of the investee but is not control or joint control over those policies.

The Group's interest in an associate is accounted for in the consolidated financial statements using the equity method. Under the equity method, interest in an associate is initially recognised at cost. The Group's share of the profit or loss and changes in the other comprehensive income of the associate is recognised in profit or loss and other comprehensive income respectively after the date of acquisition. If the Group's share of losses of an associate equals or exceeds its interest in the associate, which determined using the equity method together with any long-term interests that, in substance, form part of the Group's net investment in the associate, the Group discontinues recognising its share of further losses. Additional losses are provided for, and a liability is recognised, only to the extent that the Group has incurred legal or constructive obligations or made payments on behalf of the associate.

If an associate uses accounting policies other than those of the Group for like transactions and events in similar circumstances, adjustments are made to make the associate's accounting policies conform to those of the Group when the associate's financial statements are used by the Group in applying the equity method.

An interest in an associate is accounted for using the equity method from the date on which the investee becomes an associate. On acquisition of the interest, any excess of the cost of acquisition over the Group's share of the net fair value of the identifiable assets and liabilities of the associate is recognised as goodwill and is included in the carrying amount of the interest.

### 3. 重大會計政策(續)

#### 於一間聯營公司之權益

聯營公司指本集團能對其行使重大影響力之實體。重大影響力指可參與投資對象之財務及營運決策，但並非控制或共同控制該等政策。

本集團於一間聯營公司之權益乃按權益法於綜合財務報表內入賬。根據權益法，於一間聯營公司之權益乃初步按成本確認。本集團應佔聯營公司之溢利或虧損及其他全面收益之變動於收購之日後分別在損益及其他全面收益中確認。倘本集團分佔一間聯營公司的虧損相等或超過其於該聯營公司之權益(使用權益法釐定，計及實質上構成本集團對該聯營公司之淨投資之任何長期權益)，本集團終止確認所分佔之進一步虧損。額外虧損獲計提撥備，而負債則予確認，惟僅限於本集團已產生法律或推定責任或已代該聯營公司作出付款。

於本集團應用權益法而使用一間聯營公司之財務報表時，倘該聯營公司使用本集團以外之會計政策，處理相類情況下之交易及事件，則對該聯營公司之會計政策作出調整，以與本集團之會計政策一致。

於聯營公司之權益由被投資對象成為聯營公司當日起，使用權益法入賬。於收購權益時，收購成本超過本集團所分佔聯營公司之可識別資產及負債之公平值淨額之任何差額，乃確認為商譽，計入權益之賬面值。



## Notes to the Consolidated Financial Statements

### 綜合財務報表附註

For the year ended 31 March 2022 截至2022年3月31日止年度

### 3. SIGNIFICANT ACCOUNTING POLICIES

(continued)

#### Interest in an associate (continued)

After application of the equity method, including recognising the associate's losses (if any), the Group determines whether it is necessary to recognise any additional impairment loss with respect to its interest in an associate. The Group assesses whether there is an objective evidence that the interest in an associate may be impaired. When an objective evidence exists, the entire carrying amount of the interest (including goodwill) is tested for impairment in accordance with HKAS 36 as a single asset by comparing its recoverable amount (higher of value in use and fair value less costs of disposal) with its carrying amount. Any impairment loss recognised forms part of the carrying amount of the interest in an associate. Any reversal of that impairment loss is recognised to the extent that the recoverable amount of the investment subsequently increases.

When the interest ceases to be an associate upon the Group losing significant influence over the associate, the Group discontinues to apply equity method.

Gains and losses resulting from transactions between the Group and its associate are recognised in consolidated financial statements only to the extent of unrelated investors' interests in the associate. The Group's share in the associate's gains or losses resulting from these transactions is eliminated.

#### Interests in joint operations

A joint operation is a joint arrangement whereby the parties that have joint control of the arrangement have rights to the assets, and obligations for the liabilities, relating to the arrangement. Joint control is the contractually agreed sharing of control of an arrangement, which exists only when decisions about the relevant activities require the unanimous consent of the parties sharing control.

### 3. 重大會計政策(續)

#### 於一間聯營公司之權益(續)

在採用權益法後，包括確認聯營公司的虧損(倘有)，本集團確定是否需要就其在聯營公司的權益確認任何額外減值虧損。本集團評估是否有客觀證據顯示於一間聯營公司的權益可能出現減值。倘有客觀證據存在，則權益(包括商譽)的全部賬面值根據香港會計準則第36號作為單項資產進行減值測試，方式為將其可回收金額(在用價值及公平值減出售成本的較高者)與其賬面值對比。任何已確認的減值虧損構成於一間聯營公司之權益之賬面值的一部分。有關減值虧損之任何撥回於該等投資可收回金額其後增加時予以確認。

當權益於本集團失去對聯營公司的重大影響力而不再為一間聯營公司時，本集團終止採用權益法。

本集團與其聯營公司進行交易產生之收益及虧損，僅會在該聯營公司並無關連之投資者權益的情況下於綜合財務報表內確認。本集團應佔聯營公司自該等交易產生之收益或虧損予以對銷。

#### 於合營業務之權益

合營業務是對合營安排具有共同控制權的各方就與該安排有關的資產及負債分別擁有權利及承擔責任的合營安排。共同控制權指按照合約協定對某項安排所共有的控制權，僅於相關活動的決策要求需經共同控制的各方一致同意時才存在。

## Notes to the Consolidated Financial Statements

### 綜合財務報表附註

For the year ended 31 March 2022 截至2022年3月31日止年度

### 3. SIGNIFICANT ACCOUNTING POLICIES

(continued)

#### Interests in joint operations (continued)

The Group, as a joint operator, recognises in relation to its interest in a joint operation:

- its assets, including its share of any assets held jointly;
- its liabilities, including its share of any liabilities incurred jointly;
- its revenue from the sale of its share of the output arising from the joint operation;
- its share of the revenue from the sale of the output by the joint operation; and
- its expenses, including its share of any expenses incurred jointly.

The Group accounts for the assets, liabilities, revenues and expenses relating to its interests in joint operations in accordance with the HKFRSs applicable to the particular assets, liabilities, revenues and expenses.

When a group entity enters into a transaction with a joint operation in which the group entity is a joint operator, such as a sale or contribution of assets, the Group is considered to be conducting the transaction with the other parties to the joint operation and the Group recognises gains and losses resulting from such a transaction only to the extent of the other parties' interests in the joint operation.

When a group entity enters into a transaction with a joint operation in which the group entity is a joint operator, such as a purchase of assets, the Group recognises its share of the gains and losses until it resells those assets to a third party.

### 3. 重大會計政策 (續)

#### 於合營業務之權益 (續)

本集團作為合營者就其於合營業務中的權益確認：

- 其資產，包括其於共同持有的任何資產中的份額；
- 其負債，包括其於共同產生的任何負債中的份額；
- 其銷售合營業務產出的份額的收入；
- 其來自銷售合營業務產出的收入的份額；及
- 其開支，包括其共同產生的任何開支的份額。

本集團就其於合營業務中的權益按照適用於特定資產、負債、收入及開支的香港財務報告準則入賬資產、負債、收入及開支。

當集團實體與合營業務進行交易而集團實體為合營企業方（如銷售或投入資產），本集團被視為與合營業務的其他各方交易，本集團會確認該交易產生的收益及虧損，惟以其他各方於合營業務的權益為限。

當集團實體與合營業務進行交易而集團實體為合營企業方（如購買資產），本集團會確認其攤佔的收益及虧損，直至該等資產轉售予第三方為止。



## Notes to the Consolidated Financial Statements

### 綜合財務報表附註

For the year ended 31 March 2022 截至2022年3月31日止年度

### 3. SIGNIFICANT ACCOUNTING POLICIES

(continued)

#### Investments in subsidiaries

Investments in subsidiaries are stated on the statement of financial position of the Company at cost less accumulated impairment loss.

#### Intangible assets

##### *Internally-generated intangible assets – research and development expenditure*

An internally-generated intangible asset arising from development activities (or from the development phase of an internal project) is recognised if, and only if, all of the following have been demonstrated:

- the technical feasibility of completing the intangible asset so that it will be available for use or sale;
- the intention to complete the intangible asset and use or sell it;
- the ability to use or sell the intangible asset;
- how the intangible asset will generate probable future economic benefits;
- the availability of adequate technical, financial and other resources to complete the development and to use or sell the intangible asset; and
- the ability to measure reliably the expenditure attributable to the intangible asset during its development.

The amount initially recognised for internally-generated intangible asset is the sum of the expenditure incurred from the date when the intangible asset first meets the recognition criteria listed above. Where no internally-generated intangible asset can be recognised, development expenditure is recognised in profit or loss in the period in which it is incurred.

Expenditure on research activities is recognised as an expense in the period in which it is incurred.

### 3. 重大會計政策 (續)

#### 於附屬公司的投資

於附屬公司的投資按成本減累計減值虧損於本公司財務狀況表列賬。

#### 無形資產

##### 內部產生的無形資產-研發支出

當及僅當以下所有各項得到證明時，開發活動（或內部項目的開發階段）產生的內部無形資產應予確認：

- 該無形資產達致可供使用或出售之技術可行性；
- 完成及加以使用或出售該無形資產之意向；
- 有能力使用或出售該無形資產；
- 該無形資產將產生可能的未來經濟利益的方式；
- 有充足技術、財務及其他資源完成該無形資產之開發，並使用或出售該無形資產；及
- 能可靠計量該無形資產於開發期間應佔的開支。

內部產生的無形資產之初步確認金額乃自無形資產首次符合上述確認標準後所產生的支出總額。倘並無內部產生的無形資產可予確認，則開發支出在其發生期間於損益內確認。

研究活動開支於其產生期間確認為支出。

## Notes to the Consolidated Financial Statements 綜合財務報表附註

For the year ended 31 March 2022 截至2022年3月31日止年度

### 3. SIGNIFICANT ACCOUNTING POLICIES

(continued)

**Intangible assets** (continued)

#### **Intangible assets acquired in a business combination**

Intangible assets acquired in a business combination are recognised separately from goodwill and are initially recognised at their fair value at the acquisition date (which is regarded as their cost).

Subsequent to initial recognition, intangible assets acquired in a business combination with finite useful lives are reported at costs less accumulated amortisation and any accumulated impairment losses. Amortisation for intangible assets with finite useful lives is recognised on a straight-line basis over their estimated useful lives.

An intangible asset is derecognised on disposal, or when no future economic benefits are expected from use or disposal. Gains and losses arising from derecognition of an intangible asset, measured as the difference between the net disposal proceeds and the carrying amount of the asset, are recognised in profit or loss when the asset is derecognised.

#### **Biological assets**

Biological assets are living animals including fishes, crabs and shrimps involved in the agricultural activities of the transformation of biological assets into agricultural produce for sale or into additional biological assets. Biological assets are measured at fair value less costs to sell at initial recognition and at the end of each reporting period while agricultural produce harvested from the biological assets are measured at fair value less costs to sell at the point of harvest, which is deemed as the cost at that date when the agricultural produce becomes inventory or additional biological assets.

A gain or loss arising on the initial recognition of a biological asset at fair value less costs to sell and from a change in fair value less costs to sell of a biological asset is included in profit or loss for the period in which it arises. A gain or loss arising on the initial recognition of agricultural produce at fair value less costs to sell is included in profit or loss for the period in which it arises.

Subsequent expenditure relating to producing and harvesting biological assets are charged to expense when incurred and costs that increase the number of units of biological assets owned or controlled by the Group are capitalised in the carrying amount of the biological assets.

### 3. 重大會計政策(續)

**無形資產(續)**

#### **業務合併過程中收購之無形資產**

業務合併過程中收購之無形資產會與商譽分開確認，並初步按收購日期之公平值(被視為其成本)確認。

初步確認後，於業務合併中所收購之具有限可使用年期之無形資產按成本減累計攤銷及任何累計減值虧損呈報。具有限定使用年期的無形資產在估計使用年期內以直線法確認攤銷。

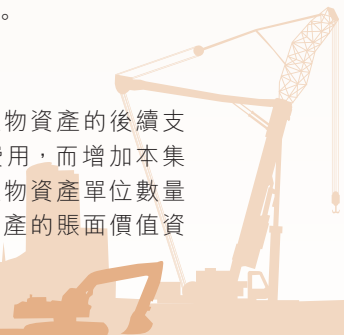
無形資產於出售時或當使用或出售預期不會產生任何日後經濟利益時終止確認。終止確認無形資產所產生的盈虧，乃按出售所得款項淨額與資產賬面值之間的差額計量，並於終止確認資產時於損益確認。

#### **生物資產**

生物資產指有生命之動物(包括魚、蟹及蝦)，涉及將生物資產轉化為待售農產品或轉化為更多生物資產。生物資產於初步確認及各呈報期末按公平值減銷售成本計量，而自生物資產收穫之農產品按公平值減收成時的銷售成本計量，這被視為農產品轉至存貨或更多生物資產之成本。

按公平值初步確認生物資產減銷售成本產生之盈虧及公平值變動減生物資產之銷售成本產生之盈虧於產生期間計入損益。按公平值初步確認農產品減銷售成本產生之盈虧於產生期間計入損益。

有關生產及收割生物資產的後續支出在發生時計入費用，而增加本集團擁有或控制的生物資產單位數量的成本按照生物資產的賬面價值資本化。



## Notes to the Consolidated Financial Statements

### 綜合財務報表附註

For the year ended 31 March 2022 截至2022年3月31日止年度

### 3. SIGNIFICANT ACCOUNTING POLICIES

(continued)

#### Inventories

Inventories are stated at the lower of cost and net realisable value. Costs of inventories are calculated using the first-in, first-out method. Net realisable value of inventories represents the estimated selling price in the ordinary course of business less all estimated costs of completion and costs necessary to make the sale.

#### Revenue recognition

Revenue is recognised to depict the transfer of promised goods or services to customers in an amount that reflects the consideration to which the entity expects to be entitled in exchange for those goods or services. Specifically, the Group uses a 5-step approach to revenue recognition:

- Step 1: Identify the contract(s) with a customer
- Step 2: Identify the performance obligations in the contract
- Step 3: Determine the transaction price
- Step 4: Allocate the transaction price to the performance obligations in the contract
- Step 5: Recognise revenue when (or as) the entity satisfies a performance obligation.

The Group recognises revenue when (or as) a performance obligation is satisfied, i.e. when “control” of the goods or services underlying the particular performance obligation is transferred to customers.

A performance obligation represents a good or service (or a bundle of goods or services) that is distinct or a series of distinct goods or services that are substantially same.

### 3. 重大會計政策 (續)

#### 存貨

存貨以成本與可變現淨值的較低者列賬。存貨成本採用先進先出法計算。存貨的可變現淨值指日常業務過程的估計售價減估計全部完工成本及必要的銷售開支。

#### 收益確認

收益確認旨在描述按反映實體預期就交換貨品或服務有權獲得代價之金額向客戶轉讓承諾貨品或服務。具體而言，本集團使用一套包含五個步驟之方法確認收益：

- 第一步： 識別與客戶訂立之合約
- 第二步： 識別合約中之履約責任
- 第三步： 釐定交易價
- 第四步： 將交易價分配至合約中之履約責任
- 第五步： 於(或因)實體完成履約責任時確認收益。

本集團於(或因)完成履約責任時確認收益，即當特定履約責任所屬貨品或服務之「控制權」轉移至客戶時。

履約責任指可區分的貨品或服務(或一批貨品或服務)或一系列大致相同的可區分的貨品或服務。

## Notes to the Consolidated Financial Statements

### 綜合財務報表附註

For the year ended 31 March 2022 截至2022年3月31日止年度

### 3. SIGNIFICANT ACCOUNTING POLICIES

(continued)

#### Revenue recognition (continued)

Control is transferred over time and revenue is recognised over time by reference to the progress towards complete satisfaction of the relevant performance obligation if one of the following criteria is met:

- The customer simultaneously receives and consumes the benefits provided by the Group's performance as the Group performs;
- The Group's performance creates and enhances an asset that the customer controls as the asset is created and enhanced; or
- The Group's performance does not create an asset with an alternative use to the Group and the Group has an enforceable right to payment for performance completed to date.

Otherwise, revenue is recognised at a point in time when the customer obtains control of the distinct goods or service.

Revenue is measured based on the consideration specified in a contract with a customer, excludes amounts collected on behalf of third parties, discounts, sales rebate and sales related taxes.

#### Contract assets and contract liabilities

A contract asset represents the Group's right to consideration in exchange for goods or services that the Group has transferred to a customer that is not yet unconditional. It is assessed for impairment in accordance with HKFRS 9. In contrast, a receivable represents the Group's unconditional right to consideration, i.e. only the passage of time is required before payment of that consideration is due.

### 3. 重大會計政策(續)

#### 收益確認(續)

倘符合以下其中一項準則，控制權於一段時間內轉移，而收益則參考完成相關履約責任之進度於一段時間內確認：

- 客戶於本集團履約時同時接收及耗用本集團履約所提供之利益；
- 本集團履約創造或加強客戶於資產被創造或加強時控制之資產；或
- 本集團履約並未創造對本集團而言具有替代用途之資產，且本集團對迄今已完成履約的付款具有可強制執行的權利。

否則，收益於客戶取得可區分的貨品或服務之控制權時確認。

收益根據與客戶合約規定的代價計量，惟不包括代表第三方收取的金額、折扣、銷售回扣及銷售相關稅項。

#### 合約資產及合約負債

合約資產指本集團向客戶轉讓本集團貨品或服務以換取代價之權利(尚未成為無條件)。本集團根據香港財務報告準則第9號評估減值。反之，應收款項指本集團對代價之無條件權利，即隨時間推移，在代價到期後即可收取付款。





## Notes to the Consolidated Financial Statements

### 綜合財務報表附註

For the year ended 31 March 2022 截至2022年3月31日止年度

### 3. SIGNIFICANT ACCOUNTING POLICIES

(continued)

#### Revenue recognition (continued)

##### **Contract assets and contract liabilities** (continued)

A contract liability represents the Group's obligation to transfer goods or services to a customer for which the Group has received consideration from the customer.

For a single contract with the customer, either a net contract asset or a net contract liability is presented. For multiple contracts, contract assets and contract liabilities of unrelated contracts are not presented on a net basis.

The Group recognised revenue from the following major sources:

- Construction contracts
- Sales of aquatic products

##### **Construction contracts**

A contract with a customer is classified by the Group as a construction contract when the contract relates to work on an asset under the control of the customer and therefore the Group's construction activities create or enhance an asset under the customer's control.

Revenue from the contract is recognised over time. The progress towards complete satisfaction of a performance obligation is measured based on input method, which is to recognise revenue on the basis of the Group's efforts or inputs to the satisfaction of that performance obligation relative to the total expected inputs to the satisfaction of that performance obligation by reference to the proportion of the actual costs incurred relative to the estimated total costs that best depict the Group's performance in transferring control of goods or services. When the outcome of the contract cannot be reasonably measured, revenue is recognised only to the extent of contract costs incurred that are expected to be recovered.

### 3. 重大會計政策 (續)

#### 收益確認 (續)

##### **合約資產及合約負債 (續)**

合約負債指本集團因已向客戶收取代價，而須向客戶轉讓貨品或服務的責任。

就與客戶訂立的單一合約而言，以合約資產淨額或合約負債淨額呈列。就多種合約而言，不相關合約的合約資產及合約負債不以淨額基準呈列。

本集團確認來自以下主要來源的收益：

- 建築合約
- 水產品銷售

##### **建築合約**

當合約與受客戶管控的資產工程相關，故本集團建築活動創造或提升受客戶管控的資產時，本集團將與客戶的合約歸類為建築合約。

合約收益乃隨時間確認。完成履行履約責任的進展情況根據投入法計量，即透過按本集團為完成履約責任而產生的支出或投入（相對於預期為完成履約責任的總投入），並參考所產生的實際成本相對於估計成本總額的比例確認收益，有關方法最能反映本集團於轉讓貨品或服務控制權方面的履約情況。當合約的結果不能合理計量時，僅在所產生的合約成本預期將會收回時方會確認收益。

## Notes to the Consolidated Financial Statements

### 綜合財務報表附註

For the year ended 31 March 2022 截至2022年3月31日止年度

### 3. SIGNIFICANT ACCOUNTING POLICIES

(continued)

#### Revenue recognition (continued)

##### Construction contracts (continued)

If at any time the costs to complete the contract are estimated to exceed the remaining amount of the consideration under the contract, then a provision is recognised in accordance with an onerous contract. An onerous contract exists when the Group has a contract under which the unavoidable costs of meeting the obligations under the contract exceed the economic benefits expected to be received from the contract. Provisions for onerous contracts are measured at the present value of the lower of the expected cost of terminating the contract and the net cost of continuing with the contract.

The Group's construction contracts normally include payment schedules which require stage payments over the construction period once milestones are reached. These payment schedules prevent the build-up of significant contract assets. The Group also typically agrees to a one to two years retention period for 5% to 10% of the contract value. This amount is included in contract assets until the end of the retention period as the Group's entitlement to this final payment is conditional on the satisfaction of the service quality by the customers over a certain period as stipulated in the contracts.

##### Sales of aquatic products

Revenue from sale of aquatic products is recognised at the point when the control of the goods is transferred to the customers (generally on delivery of aquatic products and acceptance by the customer). The Group requires certain customers to provide upfront deposits ranging from 10% to 100% of total contract sum as part of its credit risk management policies and this has resulted in a contract liability at early stages.

##### Research and development services

Revenue from service income from marine creatures' gene sequencing is recognised at the point when the terms of a contract with the customer is satisfied and control of the completion reports is transferred to the customers (generally on delivery of completion reports). Under these contracts, the Group renders gene sequencing services in accordance with the customer's specification on certain marine creatures.

### 3. 重大會計政策(續)

#### 收益確認(續)

##### 建築合約(續)

倘於任何時間估計完成合約成本超過合約代價剩餘金額，則根據虧損性合約確認撥備。當本集團為達成合約項下責任所產生的不可避免成本超逾預期自該合約收取的經濟效益，即視為存在虧損性合約。虧損性合約撥備按終止合約的預期成本與合約存續的成本淨額兩者較低者的現值計量。

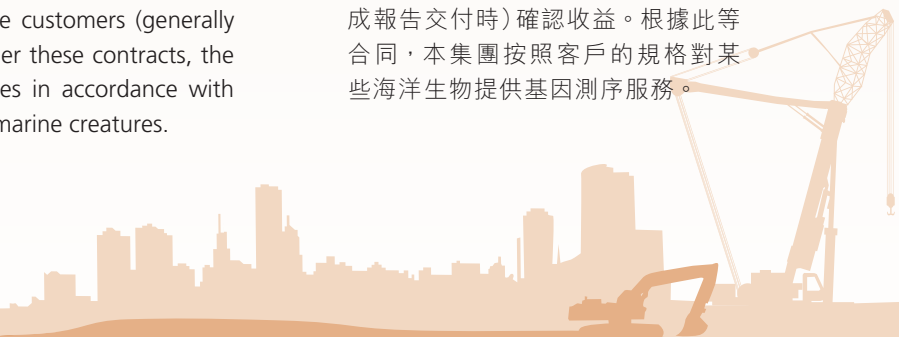
本集團建築合約通常包括建築期間要求分階段付款的付款日程（一旦進程達標）。此等付款日程防止積聚重大合約資產。本集團亦基本上同意就5%至10%的合約價值設有一至兩年保證期。因本集團獲得此最終款項的權利按合約規定須待客戶於某一期間內滿意服務質量後方可作實，故此金額計入合約資產，直至保證期結束為止。

##### 銷售水產品

銷售水產品的收益在貨品控制權轉移至客戶時（通常在交付水產品及客戶驗收時）確認。本集團要求若干客戶提供佔總合約金額10%至100%的前期按金，作為其信貸風險管理政策的一部分，此導致早期階段的合約責任。

##### 研發服務

來自海洋生物基因測序的服務收入在滿足與客戶的合同條款及完成報告的控制權轉移予客戶時（一般在完成報告交付時）確認收益。根據此等合同，本集團按照客戶的規格對某些海洋生物提供基因測序服務。



## Notes to the Consolidated Financial Statements

### 綜合財務報表附註

For the year ended 31 March 2022 截至2022年3月31日止年度

### 3. SIGNIFICANT ACCOUNTING POLICIES

(continued)

#### Revenue recognition (continued)

##### Service income

Revenue from service income from provision of administrative services to its joint operations is recognised over time. As a practical expedient, if the Group has a right to consideration from a customer in an amount that corresponds directly with the value of the Group's performance completed to date, the Group recognises revenue in the amount to which the Group has the right to invoice. The service income recognised in profit or loss is included in the other income and gain line item.

##### Variable consideration

For the consideration promised in a contract includes sales rebates, the Group estimates the amount of consideration to which the Group will be entitled in exchange for transferring the promised goods to a customer.

The Group estimates an amount of variable consideration by using either the expected value method or the most likely amount method, depending on which method the Group expects to better predict the amount of consideration to which it will be entitled.

The estimated amount of variable consideration is included in the transaction price only to the extent that it is highly probable that such an inclusion will not result in a significant revenue reversal in the future when the uncertainty associated with the variable consideration is subsequently resolved.

At the end of each reporting period, the Group updates the estimated transaction price (including updating its assessment of whether an estimate of variable consideration is constrained) to represent faithfully the circumstances present at the end of the reporting period and the changes in circumstances during the reporting period.

### 3. 重大會計政策 (續)

#### 收益確認 (續)

##### 服務收入

向其合營業務提供行政服務的服務收入在一段時間內確認。作為實務權宜安排，倘若本集團有權從客戶處獲得與本集團迄今完成的履約價值直接對應的代價，本集團按本集團有權開具發票的金額確認收益。在損益中確認的服務收入包括在其他收入及收益單行項目中。

##### 可變代價

就包含銷售回扣之合約所承諾之代價而言，本集團估計本集團將有權就向客戶轉移所承諾貨品換取之代價金額。

本集團透過使用預期價值法或最可能金額法估計可變代價之金額，視乎本集團預期將更好預測其有權收取之代價金額之方法而定。

可變代價的估計金額將納入交易價格，惟前提為隨後解決與可變代價相關的不確定性時，有關納入不會導致日後的重大收入撥回。

於各報告期末，本集團更新估計交易價格(包括更新其對可變代價估計是否受限的評估)，以忠實反映報告期末的情況及報告期內的情況變動。

## Notes to the Consolidated Financial Statements 綜合財務報表附註

For the year ended 31 March 2022 截至2022年3月31日止年度

### 3. SIGNIFICANT ACCOUNTING POLICIES

(continued)

#### Sale and leaseback transactions

##### *The Group acts as a seller-lessee*

The Group applies the requirements of HKFRS 15 to assess whether sale and leaseback transaction constitutes a sale by the Group as a seller-lessee. For a transfer that does not satisfy the requirements as a sale, the Group accounts for the transfer proceeds as other borrowing within the scope of HKFRS 9.

#### Leasing

##### *Definition of a lease*

Under HKFRS 16, a contract is, or contains, a lease if the contract conveys a right to control the use of an identified asset for a period of time in exchange for consideration.

##### *The Group as lessee*

The Group assesses whether a contract is or contains a lease, at inception of the contract, as appropriate. The Group recognises a right-of-use asset and a corresponding lease liability with respect to all lease arrangements in which it is the lessee, except for short-term leases (defined as leases with a lease term of 12 months or less from the commencement date and do not contain a purchase option) and leases of low value assets. For these leases, the Group recognises the lease payments as an operating expense on a straight-line basis over the term of the lease unless another systematic basis is more representative of the time pattern in which economic benefits from the leased assets are consumed.

### 3. 重大會計政策 (續)

#### 售後租回交易

##### *本集團作為賣方承租人*

本集團採用香港財務報告準則第15號的規定評估售後租回交易是否構成本集團作為賣方承租人的銷售。對於不滿足銷售要求的轉讓，本集團將在香港財務報告準則第9號範圍內，計入轉移所得款項為貸款。

#### 租賃

##### *租賃之定義*

根據香港財務報告準則第16號，倘合約賦予控制權於一段時間內使用已識別資產以換取代價，則該合約屬於或包含租賃。

##### *本集團作為承租人*

本集團於合約起始時(倘適用)評估合約是否屬於或包含租賃。除短期租賃(定義為自租賃開始日期起計租期為12個月或以下，並且不包含購買選擇權的租賃)及低價值資產租賃外，本集團就其作為承租人之所有租賃安排確認使用權資產及相應租賃負債。就該等租賃而言，本集團於租賃期內按直線基準確認租賃款項為經營開支，除非另有系統化基準更能代表耗用租賃資產所產生經濟利益之時間模式，則另作別論。



## Notes to the Consolidated Financial Statements

### 綜合財務報表附註

For the year ended 31 March 2022 截至2022年3月31日止年度

### 3. SIGNIFICANT ACCOUNTING POLICIES

(continued)

#### Lease liabilities

At the commencement date, the Group measures lease liability at the present value of the lease payments that are not paid at that date. The lease payments are discounted by using the interest rate implicit in the lease. If this rate cannot be readily determined, the Group uses its incremental borrowing rate.

Lease payments included in the measurement of the lease liability comprise:

- fixed lease payments (including in-substance fixed payments), less any lease incentives receivable;
- variable lease payments that depend on an index or rate, initially measured using the index or rate at the commencement date;
- the amount expected to be payable by the lessee under residual value guarantees;
- the exercise price of purchase options if the lessee is reasonably certain to exercise the options; and
- payments of penalties for terminating the lease, if the lease term reflects the Group exercising an option to terminate the lease.

The lease liability is presented as a separate line in the consolidated statement of financial position.

The lease liability is subsequently measured by increasing the carrying amount to reflect interest on the lease liability (using the effective interest method) and by reducing the carrying amount to reflect the lease payments made.

### 3. 重大會計政策(續)

#### 租賃負債

於開始日期，本集團按當日尚未支付租賃款項之現值計量租賃負債。租賃款項按租賃隱含之利率貼現。倘未能輕易釐定該利率，則本集團使用其增量借貸利率。

計量租賃負債時所包含之租賃款項包括：

- 固定租賃款項(包括實質固定款項)減任何應收租賃優惠；
- 可變租賃付款，其取決於一項指數或利率，初步計量時使用開始日期的指數或利率；
- 承租人根據剩餘價值擔保預期應付金額；
- 購買權的行使價(倘承租人合理確定行使該等權利)；及
- 終止租賃的罰金付款(倘租賃條款反映本集團行使權利以終止租賃)。

租賃負債在綜合財務狀況表中單獨呈列。

租賃負債其後計算為透過增加賬面值以反映租賃負債的利息(採用實際利率法)及透過減少賬面值以反映作出的租賃付款。

## Notes to the Consolidated Financial Statements

### 綜合財務報表附註

For the year ended 31 March 2022 截至2022年3月31日止年度

### 3. SIGNIFICANT ACCOUNTING POLICIES

(continued)

#### Lease liabilities (continued)

Lease liability is remeasured (and with a corresponding adjustment to the related right-of-use asset) whenever:

- the lease term has changed or there is a change in the assessment of exercise of a purchase option, in which case the lease liability is remeasured by discounting the revised lease payments using revised discount rate.
- the lease payments change due to changes in an index or rate or a change in expected payment under a guaranteed residual value, in which cases the lease liability is remeasured by discounting the revised lease payments using the initial discount rate (unless the lease payments change is due to a change in a floating interest rate, in which case a revised discount rate is used).
- a lease contract is modified and the lease modification is not accounted for as a separate lease, in which case the lease liability is remeasured by discounting the revised lease payments using a revised discount rate.

#### Right-of-use assets

The right-of-use assets comprise the initial measurement of the corresponding lease liability, lease payments made at or before the commencement date and any initial direct costs, less lease incentives received. Whenever the Group incurs an obligation for costs to dismantle and remove a leased asset, restore the site on which it is located or restore the underlying asset to the condition required by the terms and conditions of the lease, a provision is recognised and measured under HKAS 37 "Provision, Contingent Liabilities and Contingent Assets". The costs are included in the related right-of-use asset, unless those costs are incurred to produce inventories.

Right-of-use assets are subsequently measured at cost less accumulated depreciation and impairment losses, and adjusted for any remeasurement of lease liabilities. They are depreciated over the shorter period of lease term and useful life of the underlying asset. The depreciation starts at the commencement date of the lease.

### 3. 重大會計政策(續)

#### 租賃負債(續)

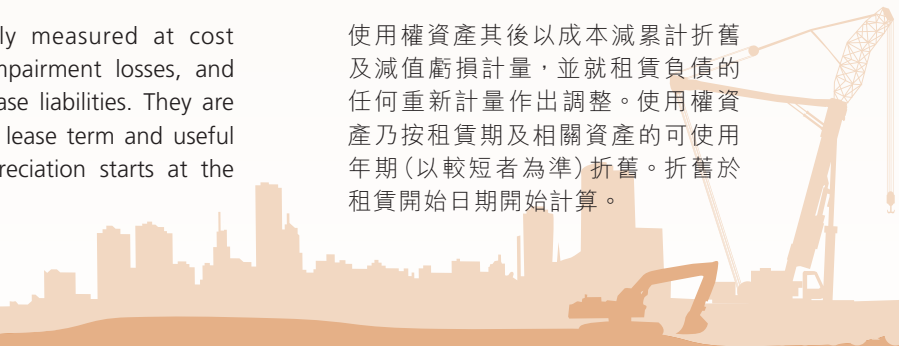
倘出現以下情況，重新計量租賃負債(並對相關使用權資產作出相應調整)：

- 租賃期有所變動或對行使購買選擇權的評估發生變化，在該情況下，租賃負債使用經修訂貼現率貼現經修訂租賃付款予以重新計量。
- 租賃付款因指數或利率變動或有擔保剩餘價值下預期付款變動而出現變動，在此情況下，租賃負債使用初始貼現率貼現經修訂的租賃付款(除非租賃付款由於浮動利率改變而有所變動，在這種情況下則使用經修訂貼現率)予以重新計量。
- 租賃合約已修改且租賃修改不作為一項單獨租賃入賬，在該情況下，租賃負債使用經修訂貼現率貼現經修訂租賃付款予以重新計量。

#### 使用權資產

使用權資產包括相應租賃負債、於開始日期或之前作出的租賃付款及任何初期直接成本，減收取的租賃優惠的初步計量。當本集團產生拆除及移除租賃資產、恢復相關資產所在場地或將相關資產恢復至租賃條款及條件所規定狀態的成本責任時，將根據香港會計準則第37號「撥備、或然負債及或然資產」確認及計量撥備。成本計入相關使用權資產中，除非該等成本乃因生產存貨而產生則作別論。

使用權資產其後以成本減累計折舊及減值虧損計量，並就租賃負債的任何重新計量作出調整。使用權資產乃按租賃期及相關資產的可使用年期(以較短者為準)折舊。折舊於租賃開始日期開始計算。



## Notes to the Consolidated Financial Statements

### 綜合財務報表附註

For the year ended 31 March 2022 截至2022年3月31日止年度

### 3. SIGNIFICANT ACCOUNTING POLICIES

(continued)

#### Right-of-use assets (continued)

When the Group obtains ownership of the underlying leased assets at the end of the lease term upon exercise of purchase option, the cost of the relevant right-of-use assets and the related depreciation and impairment loss are transferred to property, plant and equipment.

The Group presents right-of-use assets that do not meet the definition of investment property as a separate line in the consolidated statement of financial position. The right-of-use assets that meet the definition of investment property are presented within "investment property".

The Group applies HKAS 36 *Impairment of Assets* to determine whether a right-of-use asset is impaired and accounts for any identified impairment loss.

#### **The Group as lessor**

The Group enters into lease agreements as a lessor with respect to some of its machineries. Leases for which the Group is a lessor are classified as finance or operating leases. Whenever the terms of the lease transfer substantially all the risks and rewards of ownership to the lessee, the contract is classified as a finance lease. All other leases are classified as operating leases.

Rental income from operating leases is recognised on a straight-line basis over the term of the relevant lease. Initial direct costs incurred in negotiating and arranging an operating lease are added to the carrying amount of the leased asset and recognised on a straight-line basis over the lease term.

### 3. 重大會計政策 (續)

#### 使用權資產 (續)

當本集團於租賃期末獲得相關租賃資產的所有權時，於行使購買選擇權時，相關使用權資產的成本及相關折舊及減值虧損轉移至物業、機器及設備。

本集團於綜合財務狀況表內將不符合投資物業定義的使用權資產呈列為獨立項目。符合投資物業定義的使用權資產於「投資物業」內呈列。

本集團應用香港會計準則第36號 *資產減值* 釐定使用權資產是否出現減值，並入賬任何已識別減值虧損。

#### **本集團作為出租人**

本集團就其部分機械作為出租人訂立租賃協議。本集團為出租人的租賃分類為融資或經營租賃。倘租賃條款將絕大部分權風險及回報轉移至承租人，則有關合約分類為融資租賃。所有其他租賃分類為經營租賃。

來自經營租賃的租金收入在相關租賃期內以直線法確認。磋商及安排經營租賃所產生的初始直接成本則加入至租賃資產的賬面值中，並在租賃期內按直線法確認。

## Notes to the Consolidated Financial Statements

### 綜合財務報表附註

For the year ended 31 March 2022 截至2022年3月31日止年度

### 3. SIGNIFICANT ACCOUNTING POLICIES

(continued)

#### Sublease

When the Group is an intermediate lessor, it accounts for the head lease and the sublease as two separate contracts. The sublease is classified as a finance or operating lease by reference to the right-of-use asset arising from the head lease, rather than by reference to the underlying asset. If the head lease is a short-term lease to which the group applies the exemption described above, the sublease shall be classified as an operating lease.

#### Foreign currencies

In preparing the financial statements of each individual group entity, transactions in currencies other than the functional currency of that entity (foreign currencies) are recorded in the respective functional currency (i.e. the currency of the primary economic environment in which the entity operates) at the rates of exchanges prevailing on the dates of the transactions. At the end of the reporting period, monetary items denominated in foreign currencies are retranslated at the rates prevailing at that date. Non-monetary items that are measured in terms of historical cost in a foreign currency are not retranslated.

Exchange differences arising on the settlement of monetary items, and on the retranslation of monetary items, are recognised in profit or loss in the period in which they arise.

For the purposes of presenting the consolidated financial statements, the assets and liabilities of the Group's foreign operations are translated into the presentation currency of the Group (i.e. Hong Kong dollars) using exchange rates prevailing at the end of each reporting period. Income and expenses items are translated at the average exchange rates for the year. Exchange differences arising, if any, are recognised in other comprehensive income and accumulated in equity under the heading of exchange translation reserve (attributed to non-controlling interest as appropriate).

### 3. 重大會計政策(續)

#### 分租

當本集團為中間出租人時，主租賃及分租分別入賬列為兩份單獨合約。分租參考主租賃所產生使用權資產，而非參考相關資產，分類為融資租賃或經營租賃。倘主租賃為短期租賃，本集團豁免上文所述之規定，分租將獲分類為經營租賃。

#### 外幣

於編製各集團實體的財務報表時，以該實體的功能貨幣以外的貨幣(外幣)進行的交易以各自的功能貨幣(即該實體營運所在的主要經濟環境通行之貨幣)按交易日的通行匯率予以記錄。於報告期末，以外幣計值的貨幣項目按通行匯率重新換算。以外幣歷史成本計量的非貨幣項目不作重新換算。

因貨幣項目結算和貨幣項目換算而產生的匯兌差額在其產生期間在損益中確認。

就呈列綜合財務報表而言，本集團海外業務的資產及負債乃按各報告期末的通行匯率換算為本集團的呈列貨幣(即港幣)。收入和支出項目按當年的平均匯率換算。產生的匯兌差額(如有)在其他全面收益中確認，並在外幣換算儲備項下的權益中累計(酌情歸屬於非控股權益)。





## Notes to the Consolidated Financial Statements

### 綜合財務報表附註

For the year ended 31 March 2022 截至2022年3月31日止年度

### 3. SIGNIFICANT ACCOUNTING POLICIES

(continued)

#### Foreign currencies (continued)

On the disposal of a foreign operation (i.e. a disposal of the Group's entire interest in a foreign operation, or a disposal involving loss of control over a subsidiary that includes a foreign operation, a disposal involving loss of joint control over a joint arrangement that includes a foreign operation, or a disposal involving loss of significant influence over an associate that includes a foreign operation), all of the exchange differences accumulated in equity in respect of that operation attributable to the owners of the Company are reclassified to profit or loss. In addition, in relation to a partial disposal of a subsidiary that does not result in the Group losing control over the subsidiary, the proportionate share of accumulated exchange differences are re-attributed to non-controlling interests and are not recognised in profit or loss. For all other partial disposals (i.e. partial disposals of associates or joint arrangements that do not result in the Group losing significant influence or joint control), the proportionate share of the accumulated exchange differences is reclassified to profit or loss.

#### Borrowing costs

All other borrowing costs are recognised in profit or loss in the period in which they are incurred.

### 3. 重大會計政策(續)

#### 外幣(續)

對於出售海外業務(即出售本集團在海外業務中的全部權益,或出售涉及喪失對擁有海外業務的附屬公司的控制權,或出售涉及喪失對擁有海外業務的合營公司的共同控制權,或涉及喪失對聯營公司的重大影響力),就該項經營累計計入權益的歸屬於本公司權益持有人的所有匯兌差額均獲重新分類至損益。此外,對於並不會導致本集團失去對該附屬公司控制權的部份出售,本集團在累計匯兌差額中的比例份額重新歸屬於非控制性權益,且不計入損益。對於所有其他部分出售(即聯營公司或合營公司的部分出售不會導致本集團喪失重大影響力或共同控制權),累計匯兌差額中的比例份額獲重新分類至損益。

#### 借貸成本

所有其他借貸成本於產生期間在損益確認。

## Notes to the Consolidated Financial Statements

### 綜合財務報表附註

For the year ended 31 March 2022 截至2022年3月31日止年度

### 3. SIGNIFICANT ACCOUNTING POLICIES

(continued)

#### Government grants

Government grants are not recognised until there is reasonable assurance that the Group will comply with the conditions attaching to them and that the grants will be received.

Government grants are recognised in profit or loss on a systematic basis over the periods in which the Group recognises as expenses the related costs for which the grants are intended to compensate. Specifically, government grants whose primary condition is that the Group should purchase, construct or otherwise acquire non-current assets are recognised as deferred income in the consolidated statement of financial position and transferred to profit or loss on a systematic and rational basis over the useful lives of the related assets.

Government grants related to income that are receivable as compensation for expenses or losses already incurred or for the purpose of giving immediate financial support to the Group with no future related costs are recognised in profit or loss in the period in which they become receivable.

#### Retirement benefits costs

Payments to the Mandatory Provident Fund Scheme (“MPF Scheme”) are recognised as an expense when employees have rendered service entitling them to the contributions.

The Group’s net obligations in respect of long service payment to its employees on cessation of employment in certain circumstances under the Hong Kong Employment Ordinance is the amount of future benefits that the employees have earned in return for their services in the current and prior periods. The obligation is calculated using the projected unit credit method, discounted to its present value and reduced by entitlements accrued under the Group’s retirement plans that are attributed to contributions made by the Group.

### 3. 重大會計政策 (續)

#### 政府補貼

政府補貼僅會於出現本集團遵守政府補貼所附帶的條件及將收取補貼的合理保證的情況下方會確認。

政府補貼於本集團將補貼擬作抵銷的相關成本確認為開支之期間內有系統地在損益中確認。具體而言，以要求本集團購買、建造或收購非流動資產為主要條件的政府補貼乃於綜合財務狀況表確認為遞延收入，並於相關資產的可使用年內基於系統合理基準轉撥至損益中。

政府補貼關於作為已產生開支或虧損的應收補償或為向本集團提供即時財務支援而並無未來相關成本之收入，於其成為應收款項時在損益中確認。

#### 退休福利成本

向強制性公積金計劃(「強積金計劃」)支付的款項，於員工提供的服務致使彼等合資格享有供款時確認為開支。

根據香港僱傭條例，本集團在若干情況下就終止僱傭而向其僱員支付長期服務金之責任淨額，為本期間及先前期間僱員就彼等之服務所賺取之未來福利金額。此項責任乃以預計單位貸記法計算，並貼現至其現值，再扣減本集團就其退休金計劃所作供款的應得權益。



## Notes to the Consolidated Financial Statements

### 綜合財務報表附註

For the year ended 31 March 2022 截至2022年3月31日止年度

### 3. SIGNIFICANT ACCOUNTING POLICIES

(continued)

#### Short-term and other long-term employee benefits

A liability is recognised for benefits accruing to employees in respect of salaries, annual leave and sick leave in the period the related service is rendered at the undiscounted amount of the benefits expected to be paid in exchange for that service.

Liabilities recognised in respect of short-term employee benefits are measured at the undiscounted amount of the benefits expected to be paid in exchange for the related service.

Liabilities recognised in respect of other long-term employee benefits are measured at the present value of the estimated future cash outflows expected to be made by the Group in respect of services provided by employees up to the reporting date.

#### Taxation

Income tax expense represents the sum of the tax currently payable and deferred tax.

The tax currently payable is based on taxable profit for the year. Taxable profit differs from "profit before taxation" as reported in the consolidated statement of profit or loss and other comprehensive income because it excludes items of income or expense that are taxable or deductible in other years and it further excludes items that are never taxable or deductible. The Group's liability for current tax is calculated using tax rates that have been enacted or substantively enacted by the end of each reporting period.

Deferred tax is recognised on temporary differences between the carrying amounts of assets and liabilities in the consolidated financial statements and the corresponding tax base used in the computation of taxable profit. Deferred tax liabilities are generally recognised for all taxable temporary differences. Deferred tax assets are generally recognised for all deductible temporary difference to the extent that it is probable that taxable profits will be available against which those deductible temporary differences can be utilised. Such deferred tax assets and liabilities are not recognised if the temporary difference arises from the initial recognition of other assets and liabilities in a transaction that affects neither the taxable profit nor the accounting profit.

### 3. 重大會計政策(續)

#### 短期及其他長期僱員福利

負債乃就僱員期內(預期將就換取該服務而支付的未貼現福利金額所提供相關服務的期間)按其薪金、年假及病假應計的福利予以確認。

就短期僱員福利確認的負債按為交換相關服務預期支付的未貼現福利金額計量。

就其他長期僱員福利確認的負債按本集團預期在截至報告日期就僱員所提供服務將作出的估計未來現金流出現值計量。

#### 稅項

所得稅開支指即期應付稅項及遞延稅項的總和。

即期應付稅項按年內應課稅溢利計算。應課稅溢利有別於綜合損益及其他全面收益表所報的「除稅前溢利」，原因在於應課稅溢利不包括其他年度的應課稅或可扣減收支項目，亦不包括毋須課稅或不作扣減的項目。本集團的即期稅項負債採用於各報告期末已頒佈或實質頒佈的稅率計算。

遞延稅項按綜合財務報表的資產及負債賬面值與計算應課稅溢利所用相應稅基的暫時差額確認。遞延稅項負債一般就所有應課稅暫時差額確認。遞延稅項資產一般限於有可能取得應課稅溢利以抵銷可動用可扣減暫時差額時就所有可扣減暫時差額確認。倘暫時差額由初步確認一項不影響應課稅溢利或會計溢利的交易的其他資產及負債所產生，則不會確認有關遞延稅項資產及負債。

## Notes to the Consolidated Financial Statements

### 綜合財務報表附註

For the year ended 31 March 2022 截至2022年3月31日止年度

### 3. SIGNIFICANT ACCOUNTING POLICIES

(continued)

#### Taxation (continued)

Deferred tax liabilities are recognised for taxable temporary differences associated with investments in subsidiaries and interest in an associate, except where the Group is able to control the reversal of the temporary difference and it is probable that the temporary difference will not reverse in the foreseeable future. Deferred tax assets arising from deductible temporary differences associated with such investments and interests are only recognised to the extent that it is probable that there will be sufficient taxable profits against which to utilise the benefits of the temporary differences and they are expected to reverse in the foreseeable future.

The carrying amount of deferred tax assets is reviewed at the end of each reporting period and reduced to the extent that it is no longer probable that sufficient taxable profits will be available to allow all or part of the asset to be recovered.

Deferred tax assets and liabilities are measured at the tax rates that are expected to apply in the period in which the liability is settled or the asset is realised, based on tax rate (and tax laws) that have been enacted or substantively enacted by the end of each reporting period.

The measurement of deferred tax liabilities and assets reflects the tax consequences that would follow from the manner in which the Group expects, at the end of each reporting period, to recover or settle the carrying amount of its assets and liabilities.

Deferred tax assets and liabilities are offset when there is a legally enforceable right to set off current tax assets against current tax liabilities and when they relate to income taxes levied by the same taxation authority and the Group intends to settle current tax liabilities and assets on a net basis.

For the purposes of measuring deferred tax for leasing transactions in which the Group recognises the right-of-use assets and the related lease liabilities, the Group first determines whether the tax deductions are attributable to the right-of-use assets or the lease liabilities.

### 3. 重大會計政策 (續)

#### 稅項 (續)

遞延稅項負債乃就與於附屬公司的投資有關的應課稅暫時差額確認，惟倘本集團可控制有關暫時差額撥回，以及暫時差額不大可能在可見將來撥回則除外。與該等投資及權益相關的可扣減暫時差額所產生的遞延稅項資產僅限於很大可能有足夠應課稅溢利以動用暫時差額利益並預期於可見將來撥回該等利益時確認。

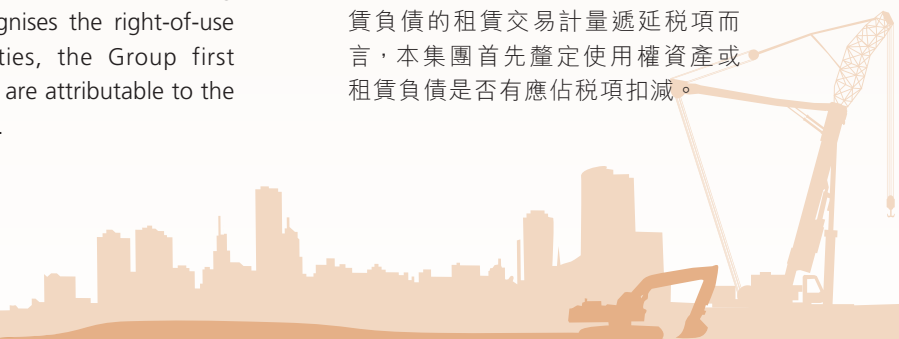
遞延稅項資產賬面值會於各報告期末檢討，並於不再可能有足夠應課稅溢利以收回全部或部分資產時調減。

遞延稅項資產及負債根據各報告期末已頒佈或實際頒佈的稅率（及稅法），按預期償付負債或變現資產期內適用的稅率計算。

遞延稅項負債及資產的計量反映按照本集團於各報告期末收回或清償其資產及負債賬面值所預期方式的稅務後果。

倘有可依法執行權利動用即期稅項資產以抵銷即期稅項負債，而遞延稅項與由同一稅務機構徵收之所得稅有關，以及本集團擬以淨額基準結算即期稅項負債與資產，則可以抵銷遞延稅項資產與負債。

就本集團確認使用權資產及相關租賃負債的租賃交易計量遞延稅項而言，本集團首先釐定使用權資產或租賃負債是否有應佔稅項扣減。



## Notes to the Consolidated Financial Statements

### 綜合財務報表附註

For the year ended 31 March 2022 截至2022年3月31日止年度

### 3. SIGNIFICANT ACCOUNTING POLICIES

(continued)

#### Taxation (continued)

For leasing transactions in which the tax deductions are attributable to the lease liabilities, the Group applies HKAS 12 Income Taxes requirements to right-of-use assets and lease liabilities separately. Temporary differences relating to right-of-use assets and lease liabilities are not recognised at initial recognition and over the lease terms due to application of the initial recognition exemption.

Current and deferred tax are recognised in profit or loss.

#### Property, plant and equipment

Property, plant and equipment including buildings held for use in the production or supply of goods or services, or for administrative purposes (other than construction in progress as described below), are stated in the consolidated statement of financial position at cost less subsequent accumulated depreciation and accumulated impairment losses, if any.

#### Ownership interests in leasehold land and buildings

When the Group makes payments for ownership interests of properties which includes both leasehold land and building elements, the entire consideration is allocated between the leasehold land and the building elements in proportion to the relative fair values at initial recognition. When the consideration cannot be allocated reliably between non-lease building element and undivided interest in the underlying leasehold land, the entire properties are classified as property, plant and equipment.

Depreciation is recognised so as to allocate the cost of items of property, plant and equipment (other than construction in progress) less their residual values over their estimated useful lives, using the straight-line method. The estimated useful lives, residual values and depreciation method are reviewed at the end of each reporting period, with the effect of any changes in estimate accounted for on a prospective basis.

### 3. 重大會計政策 (續)

#### 稅項 (續)

就稅項扣減歸屬於租賃負債的租賃交易而言，本集團對使用權資產及租賃負債分別應用香港會計準則第12號「所得稅」的規定。由於應用首次確認豁免，與使用權資產及租賃負債相關的暫時性差異於首次確認時及租期內不予確認。

即期及遞延稅項於損益確認。

#### 物業、機器及設備

物業、機器及設備，包括為生產或供應貨品或服務而持作或作行政用途（如下文所述在建工程除外）的建築物，於綜合財務狀況表按成本減其後累計折舊及累計減值虧損（如有）列賬。

#### 租賃土地及樓宇的所有權權益

當本集團就物業（包括租賃地土地及樓宇部分）擁有權益作出付款時，整個代價會根據租賃土地及樓宇部分於初始確認時的相對公平值按比例在兩者之間作出分配。當代價不能可靠地在非租賃樓宇部分及相關租賃土地的不分割權益之間作出分配的情況下，整項物業分類為物業、機器及設備。

折舊以直線法確認，以於估計可使用年期內分配物業、機器及設備項目（在建工程除外）成本減其剩餘價值。估計可使用年期、剩餘值及折舊方法均於各報告期末檢討，任何估計變動的影響均按未來適用基準入賬。

## Notes to the Consolidated Financial Statements 綜合財務報表附註

For the year ended 31 March 2022 截至2022年3月31日止年度

### 3. SIGNIFICANT ACCOUNTING POLICIES

(continued)

#### Property, plant and equipment (continued)

##### Ownership interests in leasehold land and buildings (continued)

Properties in the course of construction for production, supply or administrative purposes are carried at cost, less any recognised impairment loss. Costs include professional fees and, for qualifying assets, borrowing costs capitalised in accordance with the Group's accounting policy. Such properties are classified to the appropriate categories of property, plant and equipment when completed and ready for intended use. Depreciation of these assets, on the same basis as other property assets, commences when the assets are ready for their intended use.

An item of property, plant and equipment is derecognised upon disposal or when no future economic benefits are expected to arise from the continued use of the asset. Any gain or loss arising on the disposal or retirement of an item of property, plant and equipment is determined as the difference between the sales proceeds and the carrying amount of the asset and is recognised in profit or loss.

#### Investment properties

Investment properties are properties held to earn rentals (including properties under development for such purposes). Investment properties include leased properties recognised by the Group as right-of-use asset and leased out under operating lease.

Construction costs incurred for investment properties under development are capitalised as part of the carrying amount of the investment properties under development.

Investment properties are initially measured at cost, including any directly attributable expenditure. Subsequent to initial recognition, investment properties are stated at cost less subsequent accumulated depreciation and any accumulated impairment losses. Depreciation is recognised so as to write off the cost of investment properties over their estimated useful lives and after taking into account of their estimated residual value, using the straight-line method. Costs incurred for investment properties under construction are capitalised as part of the carrying amount of the investment properties under construction. An investment property held by the Group as a right-of-use asset is measured initially at cost in accordance with HKFRS 16.

### 3. 重大會計政策 (續)

#### 物業、機器及設備 (續)

##### 租賃土地及樓宇的所有權權益 (續)

處於動工階段以供生產、供應或行政用途之物業按成本減任何已確認減值虧損列賬。成本包括專業費用及(就合資格資產而言)根據本集團會計政策已資本化之借貸成本。該等物業於完成及可作擬定用途時分類為適當類別的物業、機器及設備。該等資產於資產可作擬定用途時按與其他物業資產相同的基準開始折舊。

物業、機器及設備項目於出售後或當預期繼續使用該資產不會於日後產生經濟利益時終止確認。出售或報廢物業、機器及設備項目時產生的任何收益或虧損按出售所得款項與該資產賬面值之間的差額於損益確認。

#### 投資物業

投資物業指持有以賺取租金之物業(包括作該等用途之開發中物業)。投資物業包括本集團確認為使用權資產的已租賃物業及根據經營租賃出租的物業。

開發中投資物業產生之建築成本資本化為開發中投資物業之賬面值

投資物業按成本(包括任何直接產生的開支)初步計量。初步確認後,投資物業按成本減其後續累計折舊及任何累計減值虧損列賬。投資物業的折舊乃以直線法確認,按彼等的估計可使用年期並經計及彼等的估計剩餘價值後撇銷其成本。在建投資物業所產生的成本撥充資本,作為在建投資物業賬面值的一部分。本集團持有作使用權資產的投資物業按照香港財務報告準則第16號初步按成本計量。



## Notes to the Consolidated Financial Statements

### 綜合財務報表附註

For the year ended 31 March 2022 截至2022年3月31日止年度

### 3. SIGNIFICANT ACCOUNTING POLICIES

(continued)

#### Cash and cash equivalents

Bank balances and cash in the consolidated statement of financial position comprise cash at banks and on hand and short-term deposits with a maturity of three months or less.

For the purpose of the consolidated statement of cash flows, cash and cash equivalents consist of bank balances and cash, as defined above, net of outstanding bank overdrafts.

#### Financial instruments

Financial assets and financial liabilities are recognised in the consolidated statement of financial position when a group entity becomes a party to the contractual provisions of the instrument.

Financial assets and financial liabilities are initially measured at fair value, except for trade receivables arising from contracts with customers which are initially measured in accordance with HKFRS 15. Transaction costs that are directly attributable to the acquisition or issue of financial assets and financial liabilities (other than financial assets at fair value through profit or loss) are added to or deducted from the cost of the financial assets or financial liabilities, as appropriate, on initial recognition. Transaction costs directly attributable to the acquisition of financial assets or financial liabilities at fair value through profit or loss are recognised immediately in profit or loss.

#### Financial assets

All regular way purchases or sales of financial assets are recognised and derecognised on a trade date basis. Regular way purchases or sales are purchases or sales of financial assets that require delivery of assets within the time frame established by regulation or convention in the marketplace.

All recognised financial assets are subsequently measured in their entirety at either amortised cost or fair value, depending on the classification of the financial assets. The classification of financial assets at initial recognition depends on the financial asset's contractual cash flow characteristics and the Group's business model for managing them. The Group's financial assets are classified as financial assets at amortised cost and financial assets at fair value through profit or loss ("FVTPL").

### 3. 重大會計政策(續)

#### 現金及現金等價物

於綜合財務狀況表的銀行結餘及現金包括銀行現金及手頭現金以及於三個月或少於三個月到期的短期存款。

就綜合現金流量表而言，現金及現金等價物包括銀行結餘及現金(定義見上文)扣除尚未償還銀行透支。

#### 金融工具

金融資產及金融負債於集團實體成為金融工具契約條款的一方時於綜合財務狀況表確認。

金融資產及金融負債起初以公平值計量，惟與客戶合約產生的貿易應收款賬按照香港財務報告準則第15號進行初始計量。初步確認後，金融資產及金融負債(按公平值計入損益的金融資產除外)的收購或發行直接應佔的交易成本添置於金融資產或金融負債的成本或從金融資產或金融負債的成本中扣除(倘適用)。收購按公平值計入損益的金融資產或金融負債直接應佔之交易成本即時於損益內確認。

#### 金融資產

所有以常規方式購入或出售的金融資產於交易日確認及終止確認。以常規方式購入或出售指須於市場規則或慣例所設定的時間架構內交收資產的金融資產購入或出售。

視乎金融資產的分類而定，所有已確認的金融資產隨後按攤銷成本或公平值整體計量。初始確認時的金融資產分類取決於金融資產的合約現金流量特徵以及本集團管理彼等的業務模式。本集團的金融資產分類為按攤銷成本計量的金融資產及按公平值計入損益(「按公平值計入損益」)的金融資產。

## Notes to the Consolidated Financial Statements 綜合財務報表附註

For the year ended 31 March 2022 截至2022年3月31日止年度

### 3. SIGNIFICANT ACCOUNTING POLICIES

(continued)

**Financial instruments** (continued)

**Financial assets** (continued)

*Financial assets at amortised cost (debt instruments)*

The Group measures financial assets subsequently at amortised cost if both of the following conditions are met:

- the financial asset is held within a business model whose objective is to hold financial assets in order to collect contractual cash flows; and
- the contractual terms of the financial asset give rise on specified dates to cash flows that are solely payments of principal and interest on the principal amount outstanding.

Financial assets at amortised cost are subsequently measured using the effective interest method and are subject to impairment.

(i) Amortised cost and effective interest method

The effective interest method is a method of calculating the amortised cost of a debt instrument and of allocating interest income over the relevant period.

For financial assets other than purchased or originated credit impaired financial assets (i.e. assets that are credit impaired on initial recognition), the effective interest rate is the rate that exactly discounts estimated future cash receipts (including all fees and points paid or received that form an integral part of the effective interest rate, transaction costs and other premiums or discounts) excluding expected credit losses, through the expected life of the debt instrument, or, where appropriate, a shorter period, to the gross carrying amount of the debt instrument on initial recognition.

### 3. 重大會計政策 (續)

**金融工具** (續)

**金融資產** (續)

*按攤銷成本計量的金融資產 (債務工具)*

倘滿足以下兩個條件，本集團隨後按攤銷成本計量金融資產：

- 金融資產以業務模式持有，其目的為持有金融資產以收取合約現金流量；及
- 金融資產的合約條款在指定日期產生現金流量，而現金流量僅為支付未償還本金額的本金及利息。

按攤銷成本計算的金融資產其後採用實際利率法計量，並可能會出現減值。

(i) 攤銷成本及實際利率法

實際利率法是計算債務工具的攤銷成本及在相關期間分配利息收入的方法。

就購買或源生信貸減值金融資產以外的金融資產 (即於初始確認時發生信貸減值的資產) 而言，實際利率乃按債務工具預計存續期或 (如適用) 較短期間，將估計未來現金收入 (包括構成實際利率不可或缺部分的一切已付或已收費用及基點、交易成本及其他溢價或折讓) (不包括預期信貸虧損) 準確貼現至初始確認時債務工具的賬面總值的利率。





## Notes to the Consolidated Financial Statements

### 綜合財務報表附註

For the year ended 31 March 2022 截至2022年3月31日止年度

### 3. SIGNIFICANT ACCOUNTING POLICIES

(continued)

#### Financial instruments (continued)

##### Financial assets (continued)

Financial assets at amortised cost (debt instruments)  
(continued)

(i) Amortised cost and effective interest method (continued)

The amortised cost of a financial asset is the amount at which the financial asset is measured at initial recognition minus the principal repayments, plus the cumulative amortisation using the effective interest method of any difference between that initial amount and the maturity amount, adjusted for any loss allowance. The gross carrying amount of a financial asset is the amortised cost of a financial asset before adjusting for any loss allowance.

Interest income is recognised using the effective interest method for debt instruments measured subsequently at amortised cost. For financial assets other than purchased or originated credit impaired financial assets, interest income is calculated by applying the effective interest rate to the gross carrying amount of a financial asset, except for financial assets that have subsequently become credit impaired. For financial assets that have subsequently become credit-impaired, interest income is recognised by applying the effective interest rate to the amortised cost of the financial asset. If, in subsequent reporting periods, the credit risk on the credit-impaired financial instrument improves so that the financial asset is no longer credit-impaired, interest income is recognised by applying the effective interest rate to the gross carrying amount of the financial asset.

Interest income is recognised in profit or loss and is included in the "Other income and gain" line item (note 7).

### 3. 重大會計政策 (續)

#### 金融工具 (續)

##### 金融資產 (續)

按攤銷成本計量的金融資產 (債務工具) (續)

(i) 攤銷成本及實際利率法 (續)

金融資產的攤銷成本為金融資產在初始確認時減本金償還額的金額，加上使用實際利率法計算的初始金額與到期金額之間任何差額的累計攤銷，並就任何虧損撥備進行調整。金融資產的賬面總額為金融資產就任何虧損撥備作出調整前的攤銷成本。

就其後按攤銷成本計量的債務工具而言，利息收入採用實際利率法確認。對於購買或源生信貸減值金融資產以外的金融資產，利息收入的計算方法乃將實際利率應用於金融資產的賬面值總額，但隨後發生信貸減值的金融資產除外。對於後續發生信貸減值的金融資產，按照該金融資產的攤餘成本採用實際利率確認利息收入。如果在隨後的報告期內，已發生信貸減值的金融工具的信貸風險有所改善，金融資產不再存在信用減值，則按照該金融資產的賬面總額採用實際利率確認利息收入。

利息收入確認為損益，並計入「其他收入及收益」項目（附註7）。

## Notes to the Consolidated Financial Statements

### 綜合財務報表附註

For the year ended 31 March 2022 截至2022年3月31日止年度

### 3. SIGNIFICANT ACCOUNTING POLICIES

(continued)

#### Financial instruments (continued)

##### Financial assets (continued)

##### Financial asset at FVTPL

Financial asset that do not meet the criteria for being measured at amortised cost or fair value through other comprehensive income (“FVTOCI”) is measured at FVTPL. Specifically, investment in equity instrument is classified as at FVTPL, unless the Group designates an equity investment that is neither held for trading nor a contingent consideration arising from a business combination as at FVTOCI on initial recognition.

Financial asset at FVTPL is measured at fair value at the end of each reporting period, with any fair value gain or loss recognised in profit or loss to the extent it is not part of a designated hedging relationship. The net gain or loss recognised in profit or loss includes any dividend or interest earned on the financial asset and is included in the other gains and losses line item. Fair value is determined in the manner described in note 40.

##### Impairment of financial assets and other items subject to impairment assessment under HKFRS 9

The Group recognises a loss allowance for ECL on investments in debt instruments that are measured at amortised cost, contract assets as well as financial guarantee contracts. The amount of ECL is updated at each reporting date to reflect changes in credit risk since initial recognition of the respective financial instrument.

The Group always recognises lifetime ECL for trade receivables and contract assets. The ECL on these financial assets are estimated using a provision matrix based on the Group’s historical credit loss experience, adjusted for factors that are specific to the debtors, general economic conditions and an assessment of both the current as well as the forecast direction of conditions at the reporting date, including time value of money where appropriate.

For all other financial assets measured at amortised cost, the Group measures the loss allowance equal to 12-month ECL, unless when there has a significant increase in credit risk since initial recognition, the Group recognises lifetime ECL. The assessment of whether lifetime ECL should be recognised is based on significant increase in the likelihood or risk of a default occurring since initial recognition.

### 3. 重大會計政策 (續)

#### 金融工具 (續)

##### 金融資產 (續)

##### 按公平值計入損益的金融資產

不符合按攤銷成本或按公平值計入其他全面收益(「按公平值計入其他全面收益」)計量標準的金融資產按公平值計入損益計量。特別是，權益工具投資分類為按公平值計入損益，除非本集團在初始確認時將一項既非持作買賣亦非業務合併產生的或然代價的股權投資指定為按公平值計入其他全面收益。

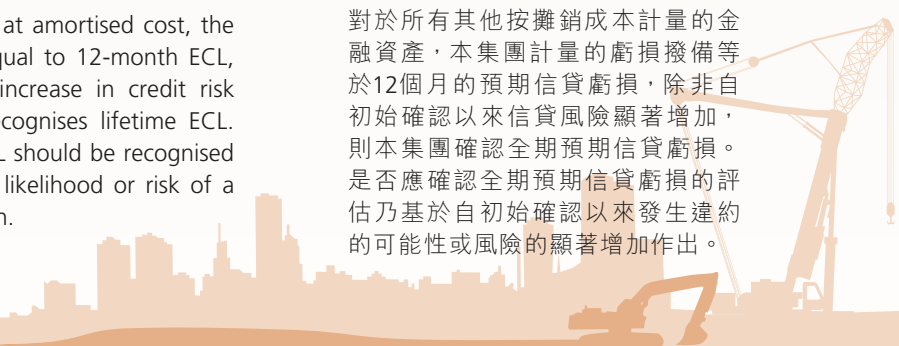
按公平值計入損益的金融資產在各報告期末按公平值計量，任何公平值收益或虧損在其不屬於指定對沖關係的範圍內於損益確認。在損益中確認的淨收益或虧損包括金融資產所賺取的任何股息或利息，並計入其他收益及虧損項目。公平值以附註40中所述的方式釐定。

##### 金融資產及其他須根據香港財務報告準則第9號進行減值評估之項目的減值

本集團就按攤銷成本計量的債務工具投資、合約資產以及財務擔保合約的預期信貸虧損確認虧損撥備。預期信貸虧損金額於各報告日期更新，以反映各項金融工具信貸風險自初步確認以來的變動。

本集團時常確認貿易應收款項及合約資產的全期預期信貸虧損。該等金融資產的預期信貸虧損乃使用撥備矩陣根據本集團過往信貸虧損經驗估計，並就債務人特定因素、整體經濟狀況及對於報告日期的當前情況及對未來情況預測的評估(包括貨幣時間價值(倘適當))作出調整。

對於所有其他按攤銷成本計量的金融資產，本集團計量的虧損撥備等於12個月的預期信貸虧損，除非自初始確認以來信貸風險顯著增加，則本集團確認全期預期信貸虧損。是否應確認全期預期信貸虧損的評估乃基於自初始確認以來發生違約的可能性或風險的顯著增加作出。



## Notes to the Consolidated Financial Statements

### 綜合財務報表附註

For the year ended 31 March 2022 截至2022年3月31日止年度

### 3. SIGNIFICANT ACCOUNTING POLICIES

(continued)

**Financial instruments** (continued)

**Financial assets** (continued)

*Impairment of financial assets and other items subject to impairment assessment under HKFRS 9 (continued)*

Significant increase in credit risk

In assessing whether the credit risk on a financial instrument has increased significantly since initial recognition, the Group compares the risk of a default occurring on the financial instrument as at the reporting date with the risk of a default occurring on the financial instrument as at the date of initial recognition. In making this assessment, the Group considers both quantitative and qualitative information that is reasonable and supportable, including historical experience and forward-looking information that is available without undue cost or effort.

In particular, the following information is taken into account when assessing whether credit risk has increased significantly since initial recognition:

- an actual or expected significant deterioration in the financial instrument's external (if available) or internal credit rating;
- existing or forecast adverse changes in business, financial or economic conditions that are expected to cause a significant decrease in the debtor's ability to meet its debt obligations;
- an actual or expected significant deterioration in the operating results of the debtor;
- significant increases in credit risk on other financial instruments of the same debtor;
- an actual or expected significant adverse change in the regulatory, economic, or technological environment of the debtor that results in a significant decrease in the debtor's ability to meet its debt obligations.

Irrespective of the outcome of the above assessment, the Group presumes that the credit risk on a financial asset has increased significantly since initial recognition when contractual payments are more than 30 days past due, unless the Group has reasonable and supportable information that demonstrates otherwise.

### 3. 重大會計政策 (續)

**金融工具** (續)

**金融資產** (續)

*金融資產及其他須根據香港財務報告準則第9號進行減值評估之項目的減值* (續)

信貸風險顯著增加

在評估自初始確認以來金融工具的信貸風險是否顯著增加時，本集團將於報告日期金融工具發生的違約風險與於初始確認日期金融工具發生的違約風險進行比較。在進行評估時，本集團會考慮合理有據的定量及定性資料，包括過往經驗及無需過多的成本或努力即可獲得的前瞻性資料。

尤其是，在評估自初始確認以來信貸風險是否顯著增加時，會考慮以下資料：

- 金融工具外部(如有)或內部信貸評級實際或預期重大惡化；
- 預計會導致債務人履行其債務責任的能力大幅下降的業務、財務或經濟狀況的現有或預測的不利變化；
- 債務人經營業績的實際或預期顯著惡化；
- 同一債務人的其他金融工具的信貸風險顯著增加；
- 債務人的監管、經濟或技術環境中實際或預期的重大不利變化導致債務人履行其債務責任的能力大幅下降。

無論上述評估的結果如何，本集團均假設金融資產的信貸風險自初始確認(當合約付款逾期超過30天時)以來大幅增加，除非本集團有合理有據的資料證明存在其他情況則作別論。

## Notes to the Consolidated Financial Statements 綜合財務報表附註

For the year ended 31 March 2022 截至2022年3月31日止年度

### 3. SIGNIFICANT ACCOUNTING POLICIES

(continued)

**Financial instruments** (continued)

**Financial assets** (continued)

*Impairment of financial assets and other items subject to impairment assessment under HKFRS 9 (continued)*

Significant increase in credit risk (continued)

Despite the foregoing, the Group assumes that the credit risk on a financial instrument has not increased significantly since initial recognition if the financial instrument is determined to have low credit risk at the reporting date. A financial instrument is determined to have low credit risk if i) the financial instrument has a low risk of default, ii) the borrower has a strong capacity to meet its contractual cash flow obligations in the near term, and iii) adverse changes in economic and business conditions in the longer term may, but will not necessarily, reduce the ability of the borrower to fulfil its contractual cash flow obligations. The Group considers a financial asset to have low credit risk when the asset has external credit rating of 'investment grade' in accordance with the globally understood definition or if an external rating is not available, the asset has an internal rating of 'performing'.

For financial guarantee contracts, the date that the Group becomes a party to the irrevocable commitment is considered to be the date of initial recognition for the purposes of assessing the financial instrument for impairment. In assessing whether there has been a significant increase in the credit risk since initial recognition of a financial guarantee contract, the Group considers the changes in the risk that the specified debtor will default on the contract.

The Group regularly monitors the effectiveness of the criteria used to identify whether there has been a significant increase in credit risk and revises them as appropriate to ensure that the criteria are capable of identifying significant increase in credit risk before the amount becomes past due.

### 3. 重大會計政策 (續)

**金融工具** (續)

**金融資產** (續)

*金融資產及其他須根據香港財務報告準則第9號進行減值評估之項目的減值 (續)*

信貸風險顯著增加 (續)

儘管存在上述情況，倘金融工具於報告日期被釐定為信貸風險偏低，本集團假設金融工具之信貸風險自初始確認以來並無大幅增加。倘i)金融工具之違約風險偏低，ii)借款人具有強大能力履行其短期之合約現金流量責任，及iii)經濟及業務狀況於較長期間出現不利變動可能但未必削減借款人履行其合約現金流量責任之能力，則金融工具被釐定為信貸風險偏低。當資產具有根據國際定義之外部「投資級」信貸評級或(倘並無外部評級)資產具有內部「履約級」評級，則本集團視金融資產為信貸風險偏低。

就財務擔保合約而言，本集團成為不可撤銷承擔一方的日期被視為就金融工具減值評估進行初始確認之日期。於估計信貸風險自財務擔保合約初始確認起是否有顯著上升時，本集團考慮指定債務人之合約違約風險的變動。

本集團定期監察用以識別信貸風險是否顯著增加的準則的有效性，並對其進行修訂(如適當)，以確保該準則能夠在金額到期前識別信貸風險的顯著增加。



## Notes to the Consolidated Financial Statements

### 綜合財務報表附註

For the year ended 31 March 2022 截至2022年3月31日止年度

### 3. SIGNIFICANT ACCOUNTING POLICIES

(continued)

#### Financial instruments (continued)

##### Financial assets (continued)

*Impairment of financial assets and other items subject to impairment assessment under HKFRS 9 (continued)*

##### Definition of default

The Group considers the following as constituting an event of default for internal credit risk management purposes as historical experience indicates that receivables that meet either of the following criteria are generally not recoverable:

- when there is a breach of financial covenants by the debtor; or
- information developed internally or obtained from external sources indicates that the debtor is unlikely to pay its creditors, including the Group, in full (without taking into account any collaterals held by the Group).

The Group considers that default has occurred when a financial asset is more than 90 days past due unless the Group has reasonable and supportable information to demonstrate that a more lagging default criterion is more appropriate.

##### Credit-impaired financial assets

A financial asset is credit-impaired when one or more events that have a detrimental impact on the estimated future cash flows of that financial asset have occurred. Evidence that a financial asset is credit-impaired includes observable data about the following events:

- significant financial difficulty of the issuer or the borrower;
- a breach of contract, such as a default or past due event;
- the lender(s) of the borrower, for economic or contractual reasons relating to the borrower's financial difficulty, having granted to the borrower a concession(s) that the lender(s) would not otherwise consider;
- it is becoming probable that the borrower will enter into bankruptcy or other financial reorganisation; or
- the disappearance of an active market for that financial asset because of financial difficulties.

### 3. 重大會計政策(續)

#### 金融工具(續)

##### 金融資產(續)

金融資產及其他須根據香港財務報告準則第9號進行減值評估之項目的減值(續)

##### 違約的定義

本集團認為以下各項構成內部信貸風險管理的違約事件，原因為過往經驗表明符合以下任何一項標準的應收款項一般不可收回：

- 債務人違反財務契諾時；或
- 內部開發或從外部來源獲得的資料表明債務人不可能全額向其債權人(包括本集團)付款時(未計及本集團持有的任何抵押品)。

本集團認為，除非本集團有合理且可支持的資料證明更為滯後的違約標準更為合適，否則金融資產逾期超過90天時即表明已發生違約。

##### 信貸減值的金融資產

當一項或多項事件對該金融資產的估計未來現金流量產生不利影響時，金融資產即發生信貸減值。金融資產存在信貸減值的證據包括有關以下事件的可觀察數據：

- 發行人或借款人出現重大財務困難；
- 違反合約，例如拖欠或逾期事件；
- 借款人的貸款人出於與借款人的財務困難有關的經濟或合約原因，已向借款人授予貸款人在其他情況下不會考慮的特許權；
- 借款人很可能會破產或進行其他財務重組；或
- 由於財務困難，該金融資產的活躍市場消失。

## Notes to the Consolidated Financial Statements

### 綜合財務報表附註

For the year ended 31 March 2022 截至2022年3月31日止年度

### 3. SIGNIFICANT ACCOUNTING POLICIES

(continued)

**Financial instruments** (continued)

**Financial assets** (continued)

*Impairment of financial assets and other items subject to impairment assessment under HKFRS 9 (continued)*

Write-off policy

The Group writes off a financial asset when there is information indicating that the debtor is in severe financial difficulty and there is no realistic prospect of recovery, e.g. when the counterparty has been placed under liquidation or has entered into bankruptcy proceedings. Financial assets written off may still be subject to enforcement activities under the Group's recovery procedures, taking into account legal advice where appropriate. Any recoveries made are recognised in profit or loss.

Measurement and recognition of expected credit losses

The measurement of ECL is a function of the probability of default, loss given default (i.e. the magnitude of the loss if there is a default) and the exposure at default. The assessment of the probability of default and loss given default is based on historical data adjusted by forward-looking information. As for the exposure at default, for financial assets, this is represented by the assets' gross carrying amount at the reporting date; for financial guarantee contracts, the exposure includes the amount drawn down as at the reporting date, together with any additional amounts expected to be drawn down in the future by default date determined based on historical trend, the Group's understanding of the specific future financing needs of the debtors, and other relevant forward-looking information.

For financial assets, the ECL is estimated as the difference between all contractual cash flows that are due to the Group in accordance with the contract and all the cash flows that the Group expects to receive, discounted at the original effective interest rate.

### 3. 重大會計政策(續)

**金融工具**(續)

**金融資產**(續)

*金融資產及其他須根據香港財務報告準則第9號進行減值評估之項目的減值(續)*

撇銷政策

當有資料表明債務人處於嚴重的財務困難且並無實際收回的可能(例如當對手方已被清盤或已進入破產程序時)時,本集團會撇銷一項金融資產。撇銷的金融資產仍可進行本集團收回程序下的強制執行活動,並在適當的情況下考慮法律建議。所作出的任何收回均在損益中確認。

預期信貸虧損之計量及確認

預期信貸虧損的計量為違約概率、違約虧損率(即違約時的虧損程度)及違約風險的函數。違約概率及違約虧損率的評估基於根據前瞻性資料作出調整的過往數據作出。對於違約風險,就金融資產而言,指於報告日期資產的總賬面金額;就財務擔保合約而言,風險包括於報告日期提取的金額,連同任何基於歷史趨勢、本集團對債務人特定未來融資需求的理解以及其他相關前瞻性資料釐定的預計將於未來違約日期前提取的額外金額。

就金融資產而言,預期信貸虧損估計為根據合約應付本集團的所有合約現金流量與本集團預期收取的所有現金流量(按原實際利率貼現)之間的差額。



## Notes to the Consolidated Financial Statements

### 綜合財務報表附註

For the year ended 31 March 2022 截至2022年3月31日止年度

### 3. SIGNIFICANT ACCOUNTING POLICIES

(continued)

#### Financial instruments (continued)

##### Financial assets (continued)

*Impairment of financial assets and other items subject to impairment assessment under HKFRS 9 (continued)*

Measurement and recognition of expected credit losses (continued)

For a financial guarantee contract, as the Group is required to make payments only in the event of a default by the debtor in accordance with the terms of the instrument that is guaranteed, the expected loss allowance is the expected payments to reimburse the holder for a credit loss that it incurs less any amounts that the Group expects to receive from the holder, the debtor or any other party.

If the Group has measured the loss allowance for a financial instrument at an amount equal to lifetime ECL in the previous reporting period, but determines at the current reporting date that the conditions for lifetime ECL are no longer met, the Group measures the loss allowance at an amount equal to 12-month ECL at the current reporting date, except for assets for which simplified approach was used.

The Group recognises an impairment gain or loss in profit or loss for all financial instruments with a corresponding adjustment to their carrying amount through a loss allowance account.

##### Derecognition of financial assets

The Group derecognises a financial asset only when the contractual rights to the cash flows from the asset expire, or when it transfers the financial asset and substantially all the risks and rewards of ownership of the asset to another party.

On derecognition of a financial asset measured at amortised cost, the difference between the asset's carrying amount and the sum of the consideration received and receivable is recognised in profit or loss.

### 3. 重大會計政策 (續)

#### 金融工具 (續)

##### 金融資產 (續)

金融資產及其他須根據香港財務報告準則第9號進行減值評估之項目的減值 (續)

預期信貸虧損之計量及確認 (續)

就財務擔保合約而言，由於根據擔保工具條款，本集團僅須於債務人違約時付款，預計虧損撥備為償還持有人所產生信貸虧損的預計款項減本集團預計自持有人、債務人或任何其他方收取的任何金額。

如本集團已在上一個報告期內按相等於全預期信貸虧損的金額計量金融工具的虧損撥備，但在本報告日期確定不再符合全期預期信貸虧損的條件，則本集團在本報告日期按等於12個月預期信貸虧損的金額計量虧損撥備，惟使用簡化方法的資產除外。

本集團於損益確認所有金融工具的減值收益或虧損，並通過虧損撥備賬對其賬面金額進行相應調整。

##### 終止確認金融資產

本集團僅在自資產收取現金流量的合約權利到期或將金融資產及資產所有權的絕大部分風險及回報轉移至另一方時終止確認金融資產。

於終止確認按攤銷成本計量的金融資產時，資產賬面值與已收及應收代價總額之間的差額於損益中確認。

## Notes to the Consolidated Financial Statements

### 綜合財務報表附註

For the year ended 31 March 2022 截至2022年3月31日止年度

### 3. SIGNIFICANT ACCOUNTING POLICIES

(continued)

**Financial instruments (continued)**

**Financial liabilities and equity instruments**

*Classification as debt or equity*

Debt and equity instruments issued by a group entity are classified as either financial liabilities or as equity in accordance with the substance of the contractual arrangements and the definitions of a financial liability and an equity instrument.

*Equity instruments*

An equity instrument is any contract that evidences a residual interest in the assets of an entity after deducting all of its liabilities. Equity instruments issued by a group entity are recognised at the proceeds received, net of direct issue costs.

*Financial liabilities*

The Group's financial liabilities are subsequently measured at amortised cost using the effective interest method or at FVTPL.

Financial liabilities subsequently measured at amortised cost  
Financial liabilities that are not 1) contingent consideration of an acquirer in a business combination, 2) held-for-trading, or 3) designated as at FVTPL, are subsequently measured at amortised cost using the effective interest method.

The effective interest method is a method of calculating the amortised cost of a financial liability and of allocating interest expense over the relevant period. The effective interest rate is the rate that exactly discounts estimated future cash payments (including all fees and points paid or received that form an integral part of the effective interest rate, transaction costs and other premiums or discounts) through the expected life of the financial liability, or (where appropriate) a shorter period, to the amortised cost of a financial liability.

### 3. 重大會計政策 (續)

**金融工具 (續)**

**金融負債及股本工具**

*分類為債務或權益*

集團實體發行的債務及股本工具根據合約安排的性質以及金融負債及股本工具的定义分類為金融負債或權益。

*股本工具*

股本工具指在扣除所有負債後證明實體資產剩餘權益的任何合約。集團實體發行的股本工具按已收所得款項確認，扣除直接發行成本。

*金融負債*

本集團的金融負債其後採用實際利率法按攤銷成本或按公平值計入損益計量。

其後按攤銷成本計量的金融負債並非1)收購人於業務合併中的或然代價；2)持作買賣；或3)指定為按公平值計入損益的金融負債，其後以實際利率法按攤銷成本計量。

實際利率法乃計算相關期間內金融負債之攤銷成本及分配利息開支之方法。實際利率指準確貼現金融負債之預計可使用年期或(如適用)較短期間內估計未來現金收入(包括構成實際利率不可或缺部分之已付或已收之一切費用及利率差價、交易成本及其他溢價或折讓)至金融負債攤銷成本的利率。





## Notes to the Consolidated Financial Statements

### 綜合財務報表附註

For the year ended 31 March 2022 截至2022年3月31日止年度

### 3. SIGNIFICANT ACCOUNTING POLICIES

(continued)

#### Financial instruments (continued)

##### Financial guarantee contracts

A financial guarantee contract is a contract that requires the issuer to make specified payments to reimburse the holder for a loss it incurs because a specified debtor fails to make payments when due in accordance with the terms of a debt instrument.

Financial guarantee contracts issued by a group entity are initially measured at their fair values and, if not designated as at FVTPL and do not arise from a transfer of a financial asset, are subsequently measured at the higher of:

- the amount of the loss allowance determined in accordance with HKFRS 9; and
- the amount initially recognised less, where appropriate, cumulative amortisation recognised in accordance with the revenue recognition policies.

##### Derecognition of financial liabilities

The Group derecognises financial liabilities when, and only when, the Group's obligations are discharged, cancelled or they expire. The difference between the carrying amount of the financial liability derecognised and the consideration paid and payable, including any non-cash assets transferred or liabilities assumed, is recognised in profit or loss.

### 3. 重大會計政策 (續)

#### 金融工具 (續)

##### 財務擔保合約

財務擔保合約為一項要求發行人作出指定付款，以償還持有人因特定債務人無法按照債務工具的條款支付到期款項而產生損失的合約。

集團實體發行的財務擔保合約初步按其公平值計量，其後(倘並非指定為按公平值計入損益且並非源於轉讓財務資產)按以下較高者計量：

- 根據香港財務報告準則第9號釐定的虧損撥備金額；及
- 初步確認金額減(如適用)根據收益確認政策所確認的累計攤銷金額。

##### 終止確認金融負債

當且僅當本集團的責任被解除、註銷或屆滿時，本集團可終止確認金融負債。已終止確認金融負債的賬面值與已付及應付代價(包括任何已轉讓非現金資產或已承擔負債)之間的差額於損益確認。

## Notes to the Consolidated Financial Statements

### 綜合財務報表附註

For the year ended 31 March 2022 截至2022年3月31日止年度

### 3. SIGNIFICANT ACCOUNTING POLICIES

(continued)

#### Provisions

Provisions are recognised when the Group has a present obligation (legal or constructive) as a result of a past event, it is probable that the Group will be required to settle that obligation, and a reliable estimate can be made of the amount of the obligation.

Provisions are measured at the best estimate of the consideration required to settle the present obligation at the end of the reporting period, taking into account the risks and uncertainties surrounding the obligation. When a provision is measured using the cash flows estimated to settle the present obligation, its carrying amount is the present value of those cash flows (where the effect of the time value of money is material). When some or all of the economic benefits required to settle a provision are expected to be recovered from a third party, a receivable is recognised as an asset if it is virtually certain that reimbursement will be received and the amount of the receivable can be measured reliably.

#### Impairment losses on property, plant and equipment, investment properties, intangible assets and right-of-use assets (other than goodwill)

At the end of the reporting period, the Group reviews the carrying amounts of its property, plant and equipment, investment properties, intangible assets and right-of-use assets to determine whether there is any indication that those assets have suffered an impairment loss. If any such indication exists, the recoverable amount of the asset is estimated in order to determine the extent of the impairment loss, if any. When it is not possible to estimate the recoverable amount of an individual asset, the Group estimates the recoverable amount of the cash-generating unit (“CGU”) to which the asset belongs. When a reasonable and consistent basis of allocation can be identified, corporate assets are also allocated to individual CGU, or otherwise they are allocated to the smallest group of CGUs for which a reasonable and consistent allocation can be identified.

### 3. 重大會計政策 (續)

#### 撥備

倘本集團因過往事件承擔現有法律或推定責任，而本集團可能須履行該責任，並能可靠估計該責任的金額，則確認撥備。

撥備按報告期末履行現時責任所需代價的最佳估計計量，並經考慮圍繞責任的風險及不明朗因素。當撥備按履行現時責任估計所需現金流量計量時，其賬面值為該等現金流量的現值（倘貨幣時間價值影響重大）。當結算撥備的部分或全部經濟利益預期可自第三方收回，倘大致確定將獲償付及應收款項金額能可靠計量，則將應收款項確認為資產。

#### 物業、機器及設備、投資物業、無形資產以及使用權資產（商譽除外）之減值虧損

於報告期末，本集團對其物業、機器及設備、投資物業、無形資產及無形資產以及使用權資產賬面值作出評估，以釐定有否任何跡象顯示該等資產出現減值虧損。倘存在任何此類跡象，則會對資產可收回金額作出估計，以確定減值虧損的程度（如有）。倘無法估計個別資產的可收回金額，本集團會估計該資產所屬現金產生單位（「現金產生單位」）的可收回金額。當可以識別一個合理一致的分配基礎，企業資產亦會分配至個別現金產生單位，否則企業資產按能識別的合理一致基礎分配至最小現金產生單位組合。



## Notes to the Consolidated Financial Statements

### 綜合財務報表附註

For the year ended 31 March 2022 截至2022年3月31日止年度

### 3. SIGNIFICANT ACCOUNTING POLICIES

(continued)

#### Impairment losses on property, plant and equipment, investment properties, intangible assets and right-of-use assets (other than goodwill)

(continued)

Recoverable amount is the higher of fair value less costs of disposal and value in use. In assessing value in use, the estimated future cash flows are discounted to their present value using a pre-tax discount rate that reflects current market assessments of the time value of money and the risks specific to the asset for which the estimates of future cash flows have not been adjusted.

If the recoverable amount of an asset (or a CGU) is estimated to be less than its carrying amount, the carrying amount of the asset (or the CGU) is reduced to its recoverable amount. An impairment loss is recognised immediately in profit or loss.

Where an impairment loss subsequently reverses, the carrying amount of the asset (or the CGU) is increased to the revised estimate of its recoverable amount, but so that the increased carrying amount does not exceed the carrying amount that would have been determined had no impairment loss been recognised for the asset (or the CGU) in prior years. A reversal of an impairment loss is recognised as income immediately in profit or loss.

### 3. 重大會計政策 (續)

#### 物業、機器及設備、投資物業、無形資產以及使用權資產 (商譽除外) 之減值虧損 (續)

可收回金額是指公平值減出售成本與使用價值兩者中的較高者。評估使用價值時，估計未來現金流量會採用稅前折現率折現為現值，該稅前折現率應反映對貨幣時間價值的當前市場評價及該資產特有的風險 (未針對該風險調整估計未來現金流量)。

倘估計資產 (或現金產生單位) 的可收回金額低於其賬面值，則資產 (或現金產生單位) 的賬面值將調低至其可收回金額。減值虧損應即時於損益中確認。

倘減值虧損於其後撥回，資產 (或現金產生單位) 的賬面值將調升至其經修訂的估計可收回金額，而增加後的賬面值不得超過倘該資產 (或現金產生單位) 在過往年度並無確認減值虧損時原應確認的賬面值。減值虧損的撥回乃即時於損益確認為收入。

## Notes to the Consolidated Financial Statements

### 綜合財務報表附註

For the year ended 31 March 2022 截至2022年3月31日止年度

### 3. SIGNIFICANT ACCOUNTING POLICIES

(continued)

#### Fair value measurement

When measuring fair value except for the Group's share-based payment transactions, leasing transactions and value in use of property, plant and equipment, right-of-use assets, goodwill and other intangible assets for the purpose of impairment assessment, the Group takes into account the characteristics of the asset or liability if market participants would take those characteristics into account when pricing the asset or liability at the measurement date.

A fair value measurement of a non-financial asset takes into account a market participant's ability to generate economic benefits by using the asset in its highest and best use or by selling it to another market participant that would use the asset in its highest and best use.

The Group uses valuation techniques that are appropriate in the circumstances and for which sufficient data are available to measure fair value, maximising the use of relevant observable inputs and minimising the use of unobservable inputs. Specifically, the Group categorised the fair value measurements into three levels, based on the characteristics of inputs, as follow:

- Level 1 – Quoted (unadjusted) market prices in active markets for identical assets or liabilities.
- Level 2 – Valuation techniques for which the lowest level input that is significant to the fair value measurement is directly or indirectly observable.
- Level 3 – Valuation techniques for which the lowest level input that is significant to the fair value measurement is unobservable.

At the end of the reporting period, the Group determines whether transfer occur between levels of the fair value hierarchy for assets and liabilities which are measured at fair value on recurring basis by reviewing their respective fair value measurement.

### 3. 重大會計政策(續)

#### 公平值計量

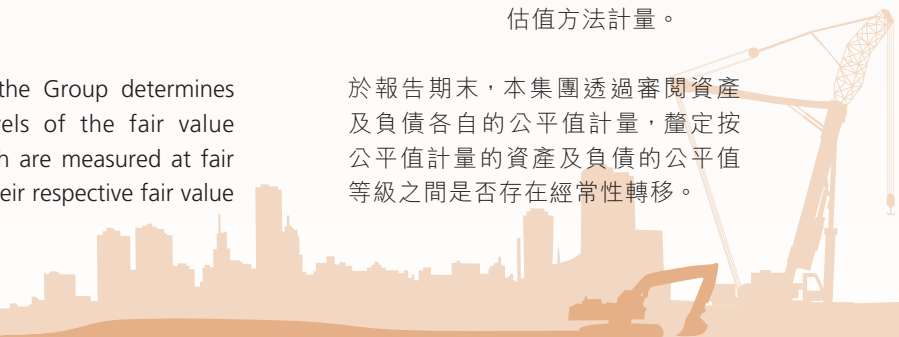
計量公平值時，除本集團以股份為基礎的付款交易、租賃交易以及就減值評估而言，物業、機器及設備、使用權資產、商譽及其他無形資產之使用價值外，本集團考慮該等市場參與者於計量日對資產或負債定價時所考慮的資產或負債特徵。

就非金融資產作公平值計量時，會計及市場參與者以最有效及最佳用途應用該項資產，或向另一名可按最有效及最佳用途應用該項資產的市場參與者出售該項資產可取得的經濟利益。

本集團所用估值法適用於有關情況，且有充足數據可供計量公平值，盡量運用相關可觀察輸入數據及盡量避免使用不可觀察輸入數據。具體而言，本集團根據輸入數據的特徵將公平值計量分類為三個級別如下：

- 第一級 – 按相同資產或負債於活躍市場的市場報價(未經調整)計量。
- 第二級 – 按對公平值計量而言屬重大的最低級別輸入值均直接或間接觀察得出的估值方法計量。
- 第三級 – 按對公平值計量而言屬重大的最低級別輸入值不可觀察得出的估值方法計量。

於報告期末，本集團透過審閱資產及負債各自的公平值計量，釐定按公平值計量的資產及負債的公平值等級之間是否存在經常性轉移。



## Notes to the Consolidated Financial Statements

### 綜合財務報表附註

For the year ended 31 March 2022 截至2022年3月31日止年度

#### 4. CRITICAL ACCOUNTING JUDGEMENT AND KEY SOURCES OF ESTIMATION UNCERTAINTY

In the application of the Group's accounting policies, which are described in note 3, the directors of the Company are required to make judgement, estimates and assumptions about the carrying amounts of assets, liabilities, revenue and expenses reported and disclosures made in the consolidated financial statements. The estimates and associated assumptions are based on historical experience and other factors that are considered to be relevant. Actual results may differ from these estimates.

The estimates and underlying assumptions are reviewed on an on-going basis. Revisions to accounting estimates are recognised in the period in which the estimate is revised if the revision affects only that period, or in the period of the revision and future periods if the revision affects both current and future periods.

##### Critical judgement in applying accounting policies

The following is the critical judgement, apart from those involving estimations (see below), that the directors of the Company have made in the process of applying the Group's accounting policies and that have the most significant effect on the amounts recognised and disclosures made in the consolidated financial statements.

##### Classification of joint arrangements

Yee Hop-Amain JV and Amain-CW Yee Hop JV are joint operations as the Group have joint control of the arrangements and have rights to the assets, and obligations for the liabilities, relating to the arrangements. Pursuant to the respective contractual agreements regarding each of these joint arrangements, all major decisions and the decisions regarding the relevant activities of these joint arrangements require the unanimous consent of all parties to the arrangement. Accordingly, the directors of the Company concluded that the Group has joint control over the joint arrangements.

#### 4. 關鍵會計判斷及估計不明朗因素的主要來源

於應用本集團會計政策（於附註3載述）時，本公司董事須就資產及負債賬面值、所報收益及開支以及於綜合財務報表披露者作出判斷、估計及假設。估計及相關假設按照過往經驗及其他視為相關的因素作出。實際結果可能有別於該等估計。

估計及相關假設按持續基準審閱。倘修訂僅影響該期間，則會計估計修訂會於估計作出修訂的期間確認，或倘修訂影響本期間及未來期間，則於修訂期間及未來期間確認。

##### 應用會計政策的重大判斷

除本公司董事於應用本集團會計政策之過程中涉及估計之關鍵判斷（見下文）以外，以下為對在綜合財務報表確認之金額有最重大影響之關鍵判斷。

##### 合營安排的分類

Yee Hop-Amain JV及Amain-CW Yee Hop JV屬合營業務，原因為本集團對有關安排擁有共同控制權以及就有關安排而對資產享有權利及對負債負有責任。根據有關此等合營安排的各自合約協議，所有重大決定及此等合營安排的相關活動的決定均須經安排各方一致同意。因此，本公司董事認為本集團對合營安排擁有共同控制權。

## Notes to the Consolidated Financial Statements

### 綜合財務報表附註

For the year ended 31 March 2022 截至2022年3月31日止年度

#### 4. CRITICAL ACCOUNTING JUDGEMENT AND KEY SOURCES OF ESTIMATION UNCERTAINTY (continued)

##### Classification of joint arrangements (continued)

The directors of the Company also assessed whether these joint arrangements are joint operations or joint ventures under HKFRS 11 Joint Arrangements. After considering the rights and obligations of parties to the joint arrangements with reference to the structure, the legal form of the arrangements, the contractual terms agreed by the parties in the arrangements, and the relevant facts and circumstances, the directors of the Company concluded that all of the Group's joint arrangements should be classified as joint operations under HKFRS 11 as the relevant joint arrangement document specify that the parties to the joint arrangements have rights to the assets and obligations to the liabilities relating to the joint arrangements.

##### Key sources of estimation uncertainty

The followings are the key assumptions concerning the future, and other key sources of estimation uncertainty at the end of the reporting period, that have a significant risk of resulting in a material adjustment to the carrying amounts of assets and liabilities within the next financial year.

##### Accounting for construction contracts

The Group recognises revenue according to the management's estimation of the total outcome of the project as well as the percentage of completion of construction works under the input method. When determining the total budgeted costs, management makes reference to information such as current or recent offers from subcontractors and suppliers and estimation on material costs, labour costs and other costs for the completion of the projects provided by its internal quantity surveyors. Notwithstanding that the management reviews and revises the estimates of both contract revenue and costs for the construction contract as the contract progresses, the actual outcome of the contract in terms of its total revenue and costs may be higher or lower than the estimates and this will affect the revenue, cost and profit recognised.

#### 4. 關鍵會計判斷及估計不明朗因素的主要來源(續)

##### 合營安排的分類(續)

本公司董事亦根據香港財務報告準則第11號合營安排評估該等合營安排是否為合營業務或合營企業。經參考有關安排結構、法律形式、各方於安排中協定的合約條款以及相關事實及情況下考慮合營安排各方的權利及責任後，本公司董事認為，本集團所有的合營安排根據香港財務報告準則第11號分類為合營業務，原因為相關合營安排文件訂明合營安排各方對合營安排有關的資產及負債享有權利及責任。

##### 估計不明朗因素的主要來源

以下為有關未來的主要假設，及於報告期末的估計不明朗因素其他主要來源，其主要風險為會對下一個財政年度內的資產及負債賬面值構成重大調整。

##### 建築合約之會計處理

本集團根據管理層對項目總成果的估計及建築工程完成百分比按投入法確認收益。在釐定總預算成本時，管理層參考分包商及供應商現時或近期之報價以及對其內部工料測量師所提供項目完工所需材料成本、勞工成本及其他成本之估計等資料。雖然管理層基於合約進度審閱及修訂建築合約的合約收益及成本估計，但合約實際結果在總收益及成本方面可能高或低於估計，而此將影響已確認的收益、成本及溢利。



## Notes to the Consolidated Financial Statements

### 綜合財務報表附註

For the year ended 31 March 2022 截至2022年3月31日止年度

#### 4. CRITICAL ACCOUNTING JUDGEMENT AND KEY SOURCES OF ESTIMATION UNCERTAINTY (continued)

##### Impairment loss on trade receivables, contract assets, deposits and other receivables, pledged deposit, loan to an associate and loan and interest receivable

The impairment provisions for trade receivables, contract assets, deposits and other receivables, loan to an associate and loan and interest receivable are based on assumptions about ECL. The Group uses judgement in making these assumptions and selecting the inputs to the impairment calculation, based on the number of days that an individual receivable is outstanding as well as the Group's historical experience and forward-looking information at the end of the reporting period. Changes in these assumptions and estimates could materially affect the result of the assessment and it may be necessary to make additional impairment charge to the profit or loss. At 31 March 2022, the carrying amounts of trade receivables, contract assets, deposits and other receivables, pledged deposit, loan to an associate and loan and interest receivable are approximately HK\$100,896,000 (2021: HK\$147,849,000), HK\$107,879,000 (2021: HK\$115,373,000), HK\$28,217,000 (2021: HK\$31,536,000), HK\$30,870,000 (2021: nil), HK\$7,362,000 (2021: HK\$21,527,000) and HK\$19,256,000 (2021: HK\$11,312,000) respectively, net of accumulated loss allowance for ECL of approximately HK\$2,117,000 (2021: HK\$5,191,000), nil (2021: nil), HK\$156,000 (2021: HK\$112,000), nil (2021: nil), nil (2021: nil) and HK\$835,000 (2021: HK\$559,000).

#### 4. 關鍵會計判斷及估計不明朗因素的主要來源(續)

##### 貿易應收款項、合約資產、按金及其他應收款項、已抵押存款、向一間聯營公司貸款以及應收貸款及應收利息的減值虧損

貿易應收款項、合約資產、按金及其他應收款項、向一間聯營公司貸款以及應收貸款及應收利息的減值撥備基於對預期信貸虧損的假設。本集團根據個別應收款項的未償還天數以及本集團於報告期末的歷史經驗及前瞻性資料，使用判斷作出該等假設及選擇減值計算的輸入數據。該等假設及估計的變化可能對評估結果產生重大影響，可能有必要對損益作出額外的減值支出。於2022年3月31日，貿易應收款項、合約資產、按金及其他應收款項、已抵押存款、向一間聯營公司貸款以及應收貸款及應收利息的賬面值分別約為港幣100,896,000元（2021年：港幣147,849,000元）、港幣107,879,000元（2021年：港幣115,373,000元）、港幣28,217,000元（2021年：港幣31,536,000元）、港幣30,870,000元（2021年：無）、港幣7,362,000元（2021年：港幣21,527,000元）及港幣19,256,000元（2021年：港幣11,312,000元），扣除預期信貸虧損之累計虧損撥備分別約港幣2,117,000元（2021年：港幣5,191,000元）、無（2021年：無）、港幣156,000元（2021年：港幣112,000元）、無（2021年：無）、無（2021年：無）及港幣835,000元（2021年：港幣559,000元）。

## Notes to the Consolidated Financial Statements

### 綜合財務報表附註

For the year ended 31 March 2022 截至2022年3月31日止年度

#### 4. CRITICAL ACCOUNTING JUDGEMENT AND KEY SOURCES OF ESTIMATION UNCERTAINTY (continued)

##### Impairment loss on interest in an associate

In determining whether the Group's interest in an associate is impaired requires an estimation of the recoverable amount. Impairment assessment had been carried out at the end of the reporting period on the interest in an associate with reference to the investee company's financial performance, financial position and cash flows of the underlying investment and comparable industry information. In the opinion of the directors of the Company, no impairment is considered necessary. As at 31 March 2022, the carrying amount of the Group's interest in an associate is approximately HK\$68,239,000 (2021: HK\$68,158,000).

##### Impairment loss on financial guarantee contracts

The directors of the Company use their judgement in selecting an appropriate valuation technique for the guarantee contracts, and assumptions included the probability of default by the specified counterparty and an analysis of the counterparty's current and future financial position.

As at 31 March 2022, the contingent liabilities from the guarantees in respect of performance bonds in favor of its clients amounted to HK\$50,790,000 (2021: HK\$47,795,000). Further details about the guarantee contracts are set out in note 42.

##### Estimated useful lives of property, plant and equipment

The Group depreciates the property, plant and equipment over their estimated useful life and after taking into account of their estimated residual values, using the straight line method. The estimated useful life reflects the directors' estimate of the periods that the Group intends to derive future economic benefits from the use of the Group's property, plant and equipment. The residual values reflect the directors' estimated amount that the Group would currently obtain from disposal of the assets, after deducting the estimated costs of disposal, if the assets were already of the age and in the condition expected at the end of its useful life. As at 31 March 2022, the carrying values of property, plant and equipment are approximately HK\$72,273,000 (2021: HK\$206,674,000).

#### 4. 關鍵會計判斷及估計不明朗因素的主要來源(續)

##### 於一間聯營公司之權益之減值虧損

於釐定本集團於一間聯營公司之權益是否出現減值時，須估計可收回金額。於報告期末，參考被投資公司之財務表現、財務狀況及相關投資的現金流量及可資比較行業資料，其就於一間聯營公司之權益進行減值評估。本公司董事認為並不需要作出減值。於2022年3月31日，本集團於一間聯營公司之權益的賬面值為約港幣68,239,000元（2021年：港幣68,158,000元）。

##### 財務擔保合約的減值虧損

本公司董事使用其判斷為擔保合約選擇適當的估值方法，而假設包括特定對手方違約的可能性及對手方目前與未來財務狀況的分析。

於2022年3月31日，就履約債券以其客戶為受益人的擔保的或然負債為港幣50,790,000元（2021年：港幣47,795,000元）。有關擔保合約的進一步詳情載於附註42。

##### 物業、機器及設備的估計可使用年期

本集團經計及物業、機器及設備估計剩餘價值後，採用直線法按估計可使用年期對物業、機器及設備進行折舊。估計可使用年期反映董事就使用本集團物業、機器及設備擬產生未來經濟利益的期間作出的估計。剩餘價值反映倘資產已老化及預計使用年期將完結，董事對本集團出售資產現時取得的估計款額（扣除出售估計成本後）。於2022年3月31日，物業、機器及設備的賬面值約為港幣72,273,000元（2021年：港幣206,674,000元）。





## Notes to the Consolidated Financial Statements

### 綜合財務報表附註

For the year ended 31 March 2022 截至2022年3月31日止年度

#### 4. CRITICAL ACCOUNTING JUDGEMENT AND KEY SOURCES OF ESTIMATION UNCERTAINTY (continued)

##### Impairment of goodwill, other intangible assets, property, plant and equipment and right-of-use assets in respect of the cash-generating unit relating to breeding, sales and trading of aquatic products and related services

Determining whether goodwill, other intangible assets, property, plant and equipment and right-of-use assets are impaired requires an estimation of the recoverable amount which was the higher of fair value less cost to sell and value in use of the cash-generating units to which goodwill, other intangible assets, property, plant and equipment and right-of-use assets had been allocated. The value in use calculation required the Group to estimate the future cash flows expected to arise from the cash-generating unit and a suitable discount rate in order to calculate the present value. Where the actual future cash flows are less than expected, a material impairment loss may arise. As at 28 January 2022, the gross carrying amounts of goodwill, other intangible assets, property, plant and equipment and right-of-use assets were approximately HK\$15,775,000 (31 March 2021: HK\$15,588,000), HK\$4,077,000 (31 March 2021: HK\$3,944,000), HK\$147,256,000 (31 March 2021: HK\$112,304,000) and HK\$626,000 (31 March 2021: HK\$2,198,000) respectively, net of accumulated impairment loss of HK\$8,334,000 (31 March 2021: HK\$7,346,000), HK\$173,000 (31 March 2021: nil), HK\$9,505,000 (31 March 2021: nil) and HK\$111,000 (31 March 2021: nil). Details of the recoverable amount calculation were disclosed in note 18.

#### 4. 關鍵會計判斷及估計不明朗因素的主要來源(續)

##### 有關水產研發及養殖、銷售及貿易以及相關服務之現金產生單位的商譽、其他無形資產、物業、機器及設備以及使用權資產之減值

釐定商譽、其他無形資產、物業、機器及設備以及使用權資產是否減值時需估計獲分配商譽、其他無形資產、物業、機器及設備以及使用權資產的現金產生單位的可收回金額(為公平值減銷售成本與使用價值的較高者)。計算使用價值需要本集團估計預期自現金產生單位產生的未來現金流量以及用以計算現值的適當貼現率。倘實際未來現金流量低於預期，則可能出現重大減值虧損。於2022年1月28日，商譽、其他無形資產、物業、機器及設備以及使用權資產的總賬面值分別為約港幣15,775,000元(2021年3月31日：港幣15,588,000元)、港幣4,077,000元(2021年3月31日：港幣3,944,000元)、港幣147,256,000元(2021年3月31日：港幣112,304,000元)及港幣626,000元(2021年3月31日：港幣2,198,000元)，扣除累計減值虧損分別為港幣8,334,000元(2021年3月31日：港幣7,346,000元)、港幣173,000元(2021年3月31日：無)、港幣9,505,000元(2021年3月31日：無)及港幣111,000元(2021年3月31日：無)。可收回金額計算詳情披露於附註18。

## Notes to the Consolidated Financial Statements

### 綜合財務報表附註

For the year ended 31 March 2022 截至2022年3月31日止年度

#### 4. CRITICAL ACCOUNTING JUDGEMENT AND KEY SOURCES OF ESTIMATION UNCERTAINTY (continued)

##### Fair value of biological assets

As described in note 22, the directors of the Company used their judgements and estimates in determining the fair value of biological assets. The fair values were determined with reference to the market-determined prices of items with similar age, breed and genetic merit. The carrying amount of biological assets as at 31 March 2021 was approximately HK\$11,406,000. During the year ended 31 March 2022, such biological assets were disposed of through the disposal (Note 43). Details of the assumptions used were disclosed in note 22. The directors of the Company believe that the chosen valuation techniques and assumptions were appropriate in determining the fair value of biological assets.

##### Allowance for inventories

The management reviewed the inventory ageing analysis on a periodical basis in order to determine whether allowance need to be made in respect of any obsolete and defective inventories identified, and estimated the net realisable value based primarily on the latest sales unit prices, sales contracts and current market conditions. As at 31 March 2021, the carrying amount of inventories was approximately HK\$30,258,000. During the year ended 31 March 2022, the inventories were disposed of through the disposal (Note 43). No allowance for inventories was recognised for both years.

#### 4. 關鍵會計判斷及估計不明朗因素的主要來源(續)

##### 生物資產的公平值

如附註22所述，本公司董事在釐定生物資產的公平值時使用其判斷及估計。公平值參考市場確定的具有相似年齡、品種及遺傳價值的項目價格而定。於2021年3月31日，生物資產的賬面值約為港幣11,406,000元。於截至2022年3月31日止年度，有關生物資產已透過出售事項而出售(附註43)。所用假設的詳情於附註22披露。本公司董事認為所選擇的估值技術及假設適用於釐定生物資產的公平值。

##### 存貨撥備

管理層定期審閱存貨賬齡分析，以釐定是否需要就任何已識別的陳舊及瑕疵存貨作出撥備，並主要根據最新的銷售單價、銷售合約及當時之市況估計可變現淨值。於2021年3月31日，存貨的賬面值約為港幣30,258,000元。於截至2022年3月31日止年度，有關生物資產已透過出售事項而出售(附註43)。兩個年度均並無確認存貨撥備。



## Notes to the Consolidated Financial Statements

### 綜合財務報表附註

For the year ended 31 March 2022 截至2022年3月31日止年度

#### 5. REVENUE AND SEGMENT INFORMATION

##### Revenue

An analysis of the Group's revenue for the year is as follows:

#### 5. 收益及分部資料

##### 收益

本集團的年內收益分析如下：

|   |                               | 2022<br>HK\$'000<br>港幣千元 | 2021<br>HK\$'000<br>港幣千元<br>(Re-presented)<br>(重新呈列) |
|---|-------------------------------|--------------------------|--|
| <b>Revenue from contracts with customers within the scope of HKFRS 15</b> | <b>香港財務報告準則第15號範圍內的客戶合約收益</b> |                          |  |
| Disaggregated by major products or services lines                         | 按主要產品或服務線的分拆                  |                          |  |
| – Construction revenue under foundation and other civil works             | – 地基及其他土木工程項下之建築收益            | <b>594,277</b>           | 769,396  |
| – Construction revenue under tunneling works                              | – 隧道工程項下之建築收益                 | <b>141,726</b>           | 94,469   |
|   |                               | <b>736,003</b>           | 863,865  |

Set out below is the reconciliation of revenue from contracts with customers with the amounts disclosed in the segment information.

下表載列來自與客戶所訂立合約之收益與分部資料所披露之金額之對賬。

## Notes to the Consolidated Financial Statements

### 綜合財務報表附註

For the year ended 31 March 2022 截至2022年3月31日止年度

#### 5. REVENUE AND SEGMENT INFORMATION

(continued)

Revenue (continued)

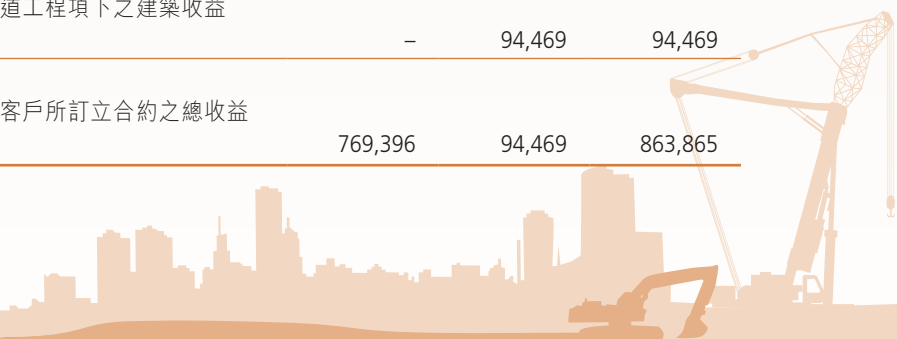
For the year ended 31 March 2022

|  |                      | Segments<br>分部  |  |                                 |
|--|----------------------|---|--|---------------------------------|
|  |                      | Foundation<br>and other<br>civil works<br>地基及其他<br>土木工程<br>HK\$'000<br>港幣千元 | Tunneling<br>works<br>隧道工程<br>HK\$'000<br>港幣千元 | Total<br>總計<br>HK\$'000<br>港幣千元 |
| Types of goods or service                                      | 貨品或服務類型              |   |  |                                 |
| Construction revenue under<br>foundation and other civil works | 地基及其他土木工程項下之<br>建築收益 | 594,277   | –  | 594,277                         |
| Construction revenue under<br>tunneling works                  | 隧道工程項下之建築收益          | –   | 141,726  | 141,726                         |
| Total revenue from contracts with<br>customers                 | 與客戶所訂立合約之總收益         | 594,277   | 141,726  | 736,003                         |

For the year ended 31 March 2021 (Re-presented)

截至2021年3月31日止年度(重新呈  
列)

|  |                      | Segments<br>分部  |  |                                 |
|--|----------------------|---|--|---------------------------------|
|  |                      | Foundation<br>and other<br>civil works<br>地基及其他<br>土木工程<br>HK\$'000<br>港幣千元 | Tunneling<br>works<br>隧道工程<br>HK\$'000<br>港幣千元 | Total<br>總計<br>HK\$'000<br>港幣千元 |
| Types of goods or service                                      | 貨品或服務類型              |   |  |                                 |
| Construction revenue under<br>foundation and other civil works | 地基及其他土木工程項下之<br>建築收益 | 769,396   | –  | 769,396                         |
| Construction revenue under<br>tunneling works                  | 隧道工程項下之建築收益          | –   | 94,469   | 94,469                          |
| Total revenue from contracts with<br>customers                 | 與客戶所訂立合約之總收益         | 769,396   | 94,469   | 863,865                         |



## Notes to the Consolidated Financial Statements

### 綜合財務報表附註

For the year ended 31 March 2022 截至2022年3月31日止年度

#### 5. REVENUE AND SEGMENT INFORMATION

(continued)

**Revenue** (continued)

**Disaggregation of revenue by timing of recognition**

|                  |            | 2022<br>HK\$'000<br>港幣千元 | 2021<br>HK\$'000<br>港幣千元<br>(Re-presented)<br>(重新呈列) |
|------------------|------------|--------------------------|--|
| <b>Over time</b> | <b>隨時間</b> | <b>736,003</b>           | 863,865  |

#### Transaction price allocated to the remaining performance obligations for contracts with customers

As at 31 March 2022, the aggregate amount of transaction price allocated to the performance obligations that are unsatisfied (or partially unsatisfied) is approximately HK\$907 million (2021: HK\$586 million). The amount represents revenue expected to be recognised in the future from construction contracts. The Group will recognise this revenue as the relevant performance obligation on the construction contract is satisfied, which is expected to occur over the next 5-32 (2021: 12-22) months.

#### 5. 收益及分部資料(續)

收益(續)

按時間確認的收益分拆

|                  | 2022<br>HK\$'000<br>港幣千元 | 2021<br>HK\$'000<br>港幣千元<br>(Re-presented)<br>(重新呈列) |
|------------------|--------------------------|--|
| <b>Over time</b> | <b>736,003</b>           | 863,865  |

#### 就合約客戶分配至餘下履約責任之交易價格

於2022年3月31日，分配至未履行(或部分未履行)之履約責任之交易價格總額為約港幣907百萬元(2021年：港幣586百萬元)。該金額指預期日後自建築合約確認的收益。本集團將於相關建築合約的履約責任達成時(預計於未來5至32個月(2021年：12至22個月)內發生)確認該收益。

## Notes to the Consolidated Financial Statements

### 綜合財務報表附註

For the year ended 31 March 2022 截至2022年3月31日止年度

#### 5. REVENUE AND SEGMENT INFORMATION

(continued)

##### Segment information

Information reported to the chief executive officer (“CEO”), being the chief operating decision maker, for the purposes of resource allocation and assessment of segment performance focuses on types of goods sold and services provided. The directors of the Company have chosen to organise the Group around differences in goods and services. No operating segments identified by the chief operating decision maker have been aggregated in arriving at the reportable segments of the Group.

During the year ended 31 March 2022, the Group commenced to engage in the business of premises revitalisation and enhancement segment, with the objective to generate rental income from sub-leasing of its premises in the PRC and it is considered a new operating and reportable segment by the chief operating decision maker. No sub-leasing agreement was signed during the year ended 31 March 2022. Operating segment regarding the breeding, sales and trading of aquatic products and related services business was discontinued in the current year. The segment information reported does not include any amounts for this discontinued operation, details which are described in note 9 and note 43.

Specifically, the Group’s reportable segments are as follows:

1. Foundation and other civil works;
2. Tunneling works; and
3. Premises revitalisation and enhancement (formerly known as Sub-leasing of premises).

#### 5. 收益及分部資料(續)

##### 分部資料

向行政總裁(「行政總裁」, 即主要經營決策者)報告以作資源分配及評估分部表現用途的資料著眼於所售出的貨品及提供的服務類別。本公司董事已決定按不同貨品及服務組織本集團。主要經營決策者在達致本集團的可呈報分部時並無彙集已識別的經營分部。

於截至2022年3月31日止年度, 本集團開始從物業活化及升級的業務分部, 目標是通過分租其在中國的物業產生租金收入, 且該分部被主要經營決策者視為一個新的經營及可呈報分部。於截至2022年3月31日止年度概無訂立分租協議。有關水產養殖、銷售及貿易以及相關服務的經營分部已於本年度終止。所報告的分部資料並不包括此已終止業務的任何金額, 詳情載於附註9及附註43。

具體而言, 本集團可呈報分部如下:

1. 地基及其他土木工程;
2. 隧道工程;
3. 物業活化及升級(前稱物業分租)



## Notes to the Consolidated Financial Statements

### 綜合財務報表附註

For the year ended 31 March 2022 截至2022年3月31日止年度

#### 5. REVENUE AND SEGMENT INFORMATION

(continued)

##### Segment revenues and results

The following is an analysis of the Group's revenue and results from continuing operations by reportable and operating segments.

##### For the year ended 31 March 2022

Continuing operations

#### 5. 收益及分部資料(續)

##### 分部收益及業績

以下為按可呈報及經營分部劃分的本集團來自持續經營業務的收益及業績分析。

##### 截至2022年3月31日止年度

持續經營業務

|                                 |            | Foundation<br>and other<br>civil works<br>地基及其他<br>土木工程<br>HK\$'000<br>港幣千元 | Tunneling<br>works<br>隧道工程<br>HK\$'000<br>港幣千元 | Premises<br>revitalisation<br>and<br>enhancement<br>物業活化及<br>升級<br>HK\$'000<br>港幣千元 | Total<br>總計<br>HK\$'000<br>港幣千元 |
|---------------------------------|------------|---|--|---|---------------------------------|
| <b>REVENUE</b>                  | <b>收益</b>  |   |  |   |                                 |
| External segment revenue        | 外部分部收益     | 594,277   | 141,726  | -   | 736,003                         |
| Segment profit (loss)           | 分部溢利(虧損)   | 91,411  | 13,087   | (564)   | 103,934                         |
| Share of profit of an associate | 分佔一間聯營公司溢利 |   |  |   | 3,574                           |
| Unallocated income              | 未分配收入      |   |  |   | 9,597                           |
| Unallocated expenses            | 未分配開支      |   |  |   | (68,747)                        |
| Unallocated finance costs       | 未分配融資成本    |   |  |   | (7,101)                         |
| Profit before taxation          | 除稅前溢利      |   |  |   | 41,257                          |

## Notes to the Consolidated Financial Statements

### 綜合財務報表附註

For the year ended 31 March 2022 截至2022年3月31日止年度

#### 5. REVENUE AND SEGMENT INFORMATION

(continued)

##### Segment revenues and results (continued)

For the year ended 31 March 2021 (Re-presented)

Continuing operations

#### 5. 收益及分部資料(續)

##### 分部收益及業績(續)

截至2021年3月31日止年度(重新呈列)

持續經營業務

|                                 |            | Foundation and<br>other civil works<br>地基及其他<br>土木工程<br>HK\$'000<br>港幣千元 | Tunneling<br>works<br>隧道工程<br>HK\$'000<br>港幣千元 | Total<br>總計<br>HK\$'000<br>港幣千元 |
|---------------------------------|------------|--|--|---------------------------------|
| <b>REVENUE</b>                  | <b>收益</b>  |  |  |                                 |
| External segment revenue        | 外部分部收益     | 769,396  | 94,469   | 863,865                         |
| Segment profit                  | 分部溢利       | 90,482   | 8,918  | 99,400                          |
| Unallocated income              | 未分配收入      |  |  | 40,829                          |
| Unallocated expenses            | 未分配開支      |  |  | (68,774)                        |
| Unallocated finance costs       | 未分配融資成本    |  |  | (4,804)                         |
| Share of profit of an associate | 分佔一間聯營公司溢利 |  |  | 19,024                          |
| Profit before taxation          | 除稅前溢利      |  |  | 85,675                          |

The accounting policies of the operating segments are the same as the Group's accounting policies described in note 3. Segment profit (loss) represents the profit earned by (loss incurred from) each segment without allocation of certain administrative and other expenses, certain selling and distribution expenses, directors' salaries, finance costs, share of profit of an associate and other income and gain. This is the measure reported to the CEO for the purposes of resource allocation and performance assessment.

經營分部的會計政策與附註3所述之本集團會計政策相同。分部溢利(虧損)指各分部在並無分配若干行政及其他開支、若干銷售及分銷開支、董事薪金、融資成本、分佔聯營公司溢利以及其他收入及收益的情況下所賺取的溢利(錄得的虧損)。此乃旨在進行資源分配及表現評估而向行政總裁呈報的方法。





## Notes to the Consolidated Financial Statements

### 綜合財務報表附註

For the year ended 31 March 2022 截至2022年3月31日止年度

#### 5. REVENUE AND SEGMENT INFORMATION

(continued)

##### Segment assets and liabilities

The following is an analysis of the Group's assets and liabilities by reportable and operating segments:

##### Segment assets

|   |            | 2022<br>HK\$'000<br>港幣千元 | 2021<br>HK\$'000<br>港幣千元<br>(Re-presented)<br>(重新呈列) |
|---|------------|--------------------------|--|
| Foundation and other civil works          | 地基及其他土木工程  | 196,191                  | 209,843  |
| Tunneling works                           | 隧道工程       | 47,736                   | 36,712   |
| Premises revitalisation and enhancement   | 物業活化及升級    | 318,307                  | 134,857  |
| Total segment assets                      | 分部資產總額     | 562,234                  | 381,412  |
| Assets relating to discontinued operation | 有關已終止業務的資產 | –                        | 285,970  |
| Corporate and other unallocated assets    | 公司及其他未分配資產 | 315,637                  | 298,583  |
| Total assets                              | 資產總額       | 877,871                  | 965,965  |

##### Segment liabilities

|  |            | 2022<br>HK\$'000<br>港幣千元 | 2021<br>HK\$'000<br>港幣千元 |
|--|------------|--------------------------|--------------------------|
| Foundation and other civil works               | 地基及其他土木工程  | 76,846                   | 81,409                   |
| Tunneling works                                | 隧道工程       | 10,035                   | 5,417                    |
| Premises revitalisation and enhancement        | 物業活化及升級    | 231,562                  | 134,857                  |
| Total segment liabilities                      | 分部負債總額     | 318,443                  | 221,683                  |
| Liabilities relating to discontinued operation | 有關已終止業務的負債 | –                        | 112,373                  |
| Corporate and other unallocated liabilities    | 公司及其他未分配負債 | 85,250                   | 188,100                  |
| Total liabilities                              | 負債總額       | 403,693                  | 522,156                  |

#### 5. 收益及分部資料(續)

##### 分部資產及負債

下列為本集團按可呈報及經營分部劃分的資產及負債分析：

##### 分部資產

|   |            | 2022<br>HK\$'000<br>港幣千元 | 2021<br>HK\$'000<br>港幣千元<br>(Re-presented)<br>(重新呈列) |
|---|------------|--------------------------|--|
| Foundation and other civil works          | 地基及其他土木工程  | 196,191                  | 209,843  |
| Tunneling works                           | 隧道工程       | 47,736                   | 36,712   |
| Premises revitalisation and enhancement   | 物業活化及升級    | 318,307                  | 134,857  |
| Total segment assets                      | 分部資產總額     | 562,234                  | 381,412  |
| Assets relating to discontinued operation | 有關已終止業務的資產 | –                        | 285,970  |
| Corporate and other unallocated assets    | 公司及其他未分配資產 | 315,637                  | 298,583  |
| Total assets                              | 資產總額       | 877,871                  | 965,965  |

##### 分部負債

|  |            | 2022<br>HK\$'000<br>港幣千元 | 2021<br>HK\$'000<br>港幣千元 |
|--|------------|--------------------------|--------------------------|
| Foundation and other civil works               | 地基及其他土木工程  | 76,846                   | 81,409                   |
| Tunneling works                                | 隧道工程       | 10,035                   | 5,417                    |
| Premises revitalisation and enhancement        | 物業活化及升級    | 231,562                  | 134,857                  |
| Total segment liabilities                      | 分部負債總額     | 318,443                  | 221,683                  |
| Liabilities relating to discontinued operation | 有關已終止業務的負債 | –                        | 112,373                  |
| Corporate and other unallocated liabilities    | 公司及其他未分配負債 | 85,250                   | 188,100                  |
| Total liabilities                              | 負債總額       | 403,693                  | 522,156                  |

## Notes to the Consolidated Financial Statements 綜合財務報表附註

For the year ended 31 March 2022 截至2022年3月31日止年度

### 5. REVENUE AND SEGMENT INFORMATION

(continued)

#### Segment assets and liabilities (continued)

For the purposes of monitoring segment performance and allocating resources between segments:

1. All assets are allocated to operating segments, other than interest in an associate, amount due from joint operations, loan to an associate, financial asset at FVTPL, certain plant and equipment, other non-current assets, loan and interest receivables, bank balance and cash, tax recoverable, certain deposits, prepayments and other receivables, other current assets, certain right-of-use assets and deferred tax assets. Assets used jointly by reportable segments are allocated on the basis of the revenues earned by individual reportable segments; and
2. All liabilities are allocated to operating segments, other than certain trade payables, certain accrual and other payables, bank and other borrowings, tax payable, long service payment obligations, amount due to a related company, certain lease liabilities and deferred tax liabilities. Liabilities for which reportable segments are jointly liable are allocated in proportion to segment assets.

### 5. 收益及分部資料(續)

#### 分部資產及負債(續)

就監察分部表現及於分部間分配資源目的而言：

1. 除於聯營公司權益、應收合營業務款項、向聯營公司提供的貸款、按公平值計入損益的金融資產、若干機器及設備、其他非流動資產、應收貸款及利息、銀行結餘及現金、可收回稅項、若干按金、預付款項及其他應收款項、其他流動資產、若干使用權資產及遞延稅項資產外，所有資產均分配予經營分部。可呈報分部共同使用的資產按照個別可呈報分部賺取的收益分配；及
2. 除若干貿易應付款項、若干應計費用及其他應付款項、銀行及其他借貸、應付稅項、長期服務金承擔、應付關連公司款項、若干租賃負債及遞延稅項負債外，所有負債均分配予經營分部。各可呈報分部共同承擔的負債按照分部資產的比例分配。



## Notes to the Consolidated Financial Statements

### 綜合財務報表附註

For the year ended 31 March 2022 截至2022年3月31日止年度

#### 5. REVENUE AND SEGMENT INFORMATION

(continued)

##### Other segment information

#### 5. 收益及分部資料(續)

##### 其他分部資料

|  |   | Foundation<br>and other<br>civil works<br>地基及其他<br>土木工程<br>HK\$'000<br>港幣千元 | Tunneling<br>works<br>隧道工程<br>HK\$'000<br>港幣千元 | Premises<br>revitalisation<br>and<br>enhancement<br>物業活化及<br>升級<br>HK\$'000<br>港幣千元 | Unallocated<br>未分配<br>HK\$'000<br>港幣千元 | Total<br>總計<br>HK\$'000<br>港幣千元 |
|--|---|---|--|---|--|---------------------------------|
| <b>Year ended 31 March 2022</b>  | <b>截至2022年3月31日止年度</b>                  |   |  |   |  |                                 |
| <b>Continuing operations</b>   | <b>持續經營業務</b>                           |   |  |   |  |                                 |
| <b>Amounts included in the measure of segment profit or segment assets:</b>  | <b>包括在計算分部溢利或分部資產的金額：</b>               |   |  |   |  |                                 |
| Depreciation and amortisation  | 折舊及攤銷                                   | 11,174  | 2,563  | -   | 16,306                                 | 30,043                          |
| Additions to non-current assets  | 添置非流動資產                                 | 4,065   | 1,375  | 127,926   | 9,786                                  | 143,152                         |
| <b>Amounts regularly provided to the chief operating decision maker but not included in the measure of segment profit or segment assets:</b> | <b>定期向主要經營決策者提供但不包括在計算分部溢利或分部資產的金額：</b> |   |  |   |  |                                 |
| Bank interest income   | 銀行利息收入                                  | -   | -  | -   | (669)                                  | (669)                           |
| Loan interest income   | 貸款利息收入                                  | -   | -  | -   | (1,048)                                | (1,048)                         |
| Interest income on bonds   | 債券利息收入                                  | -   | -  | -   | (621)                                  | (621)                           |
| Gain on disposal of plant and equipment, net   | 出售機器及設備之收益，淨額                           | -   | -  | -   | (1,390)                                | (1,390)                         |
| Share of profit of an associate  | 分佔一間聯營公司之溢利                             | -   | -  | -   | (3,574)                                | (3,574)                         |
| Finance costs  | 融資成本                                    | -   | -  | -   | 7,101                                  | 7,101                           |
| Income tax expense   | 所得稅開支                                   | -   | -  | -   | 8,251                                  | 8,251                           |

## Notes to the Consolidated Financial Statements

### 綜合財務報表附註

For the year ended 31 March 2022 截至2022年3月31日止年度

#### 5. REVENUE AND SEGMENT INFORMATION

(continued)

**Other segment information** (continued)

**Continuing operations**

#### 5. 收益及分部資料(續)

**其他分部資料(續)**

**持續經營業務**

|  | Foundation and other civil works<br>地基及其他<br>土木工程<br>HK\$'000<br>港幣千元 | Tunneling works<br>隧道工程<br>HK\$'000<br>港幣千元 | Premises revitalisation and enhancement<br>物業活化及升級<br>HK\$'000<br>港幣千元 | Unallocated<br>未分配<br>HK\$'000<br>港幣千元 | Total<br>總計<br>HK\$'000<br>港幣千元 |
|--|---|---|--|--|---------------------------------|
| Year ended 31 March 2021 (Re-presented)  | 截至2021年3月31日止年度(重新呈列)   |   |  |  |                                 |
| <b>Amounts included in the measure of segment profit or segment assets:</b>  | <b>包括在計算分部溢利或分部資產的金額:</b>   |   |  |  |                                 |
| Depreciation and amortisation  | 12,527  | 2,873                                       | -  | 13,426                                 | 28,826                          |
| Additions to non-current assets  | 18,394  | 5,984                                       | 134,857  | 1,550                                  | 160,785                         |
| <b>Amounts regularly provided to the chief operating decision maker but not included in the measure of segment profit or segment assets:</b> | <b>定期向主要經營決策者提供但不包括在計算分部溢利或分部資產的金額:</b>                               |   |  |  |                                 |
| Bank interest income   | -   | -   | -  | (383)                                  | (383)                           |
| Loan interest income   | -   | -   | -  | (208)                                  | (208)                           |
| Imputed interest income on bonds   | -   | -   | -  | (6,272)                                | (6,272)                         |
| Interest income on bonds   | -   | -   | -  | (1,002)                                | (1,002)                         |
| Government subsidies   | -   | -   | -  | (21,888)                               | (21,888)                        |
| Gain on disposal of plant and equipment, net   | -   | -   | -  | (126)                                  | (126)                           |
| Share of profit of an associate  | -   | -   | -  | (19,024)                               | (19,024)                        |
| Impairment of financial assets   | -   | -   | -  | 1,481                                  | 1,481                           |
| Finance costs  | -   | -   | -  | 4,804                                  | 4,804                           |
| Income tax expense   | -   | -   | -  | 6,894                                  | 6,894                           |



## Notes to the Consolidated Financial Statements

### 綜合財務報表附註

For the year ended 31 March 2022 截至2022年3月31日止年度

#### 5. REVENUE AND SEGMENT INFORMATION

(continued)

**Other segment information** (continued)

##### **Geographical information**

The Group's operations are located in Hong Kong, the PRC and the Philippines.

Information about the Group's revenue from external customers is presented based on the location of the operations. Information about the Group's non-current assets is presented based on the geographical location of the assets.

|                                 |           | Year ended<br>31/3/2022<br>截至2022年<br>3月31日止年度<br>HK\$'000<br>港幣千元 | Year ended<br>31/3/2021<br>截至2021年<br>3月31日止年度<br>HK\$'000<br>港幣千元<br>(Re-presented)<br>(重新呈列) |
|---------------------------------|-----------|--|--|
| Revenue from external customers | 來自外部客戶的收益 |  |  |
| Hong Kong                       | 香港        | <b>726,938</b>   | 853,502  |
| The Philippines                 | 菲律賓       | <b>9,065</b>   | 10,363   |
| Total                           | 總計        | <b>736,003</b>   | 863,865  |

|                 |     | Non-current assets*<br>非流動資產*                       |   |
|-----------------|-----|---|---|
|                 |     | At 31/3/2022<br>於2022年<br>3月31日<br>HK\$'000<br>港幣千元 | At 31/3/2021<br>於2021年<br>3月31日<br>HK\$'000<br>港幣千元 |
| Hong Kong       | 香港  | <b>155,943</b>                                      | 158,998   |
| The PRC         | 中國  | <b>272,247</b>                                      | 297,077   |
| The Philippines | 菲律賓 | <b>21,794</b>                                       | 29,281  |
|                 |     | <b>449,984</b>                                      | 485,356   |

\* Non-current assets exclude those financial instruments and deferred tax assets.

#### 5. 收益及分部資料(續)

其他分部資料(續)

##### 地理資料

本集團於香港、中國及菲律賓運營。

有關本集團來自外部客戶的收益的資料乃按運營所在地呈報。有關本集團非流動資產的資料乃按資產的地理位置呈報。

|                                 |           | Year ended<br>31/3/2022<br>截至2022年<br>3月31日止年度<br>HK\$'000<br>港幣千元 | Year ended<br>31/3/2021<br>截至2021年<br>3月31日止年度<br>HK\$'000<br>港幣千元<br>(Re-presented)<br>(重新呈列) |
|---------------------------------|-----------|--|--|
| Revenue from external customers | 來自外部客戶的收益 |  |  |
| Hong Kong                       | 香港        | <b>726,938</b>   | 853,502  |
| The Philippines                 | 菲律賓       | <b>9,065</b>   | 10,363   |
| Total                           | 總計        | <b>736,003</b>   | 863,865  |

\* 非流動資產不包括該等金融工具及遞延稅項資產。

## Notes to the Consolidated Financial Statements 綜合財務報表附註

For the year ended 31 March 2022 截至2022年3月31日止年度

### 5. REVENUE AND SEGMENT INFORMATION

(continued)

#### Information about major customers

Revenue from customers of the corresponding year contributing over 10% of the total revenue of the Group are as follows:

|                        |                  | 2022<br>HK\$'000<br>港幣千元          | 2021<br>HK\$'000<br>港幣千元 |
|------------------------|------------------|-----------------------------------|--------------------------|
| Company A <sup>1</sup> | 公司A <sup>1</sup> | 126,691                           | 213,599                  |
| Company B <sup>1</sup> | 公司B <sup>1</sup> | 102,998                           | 161,324                  |
| Company C <sup>1</sup> | 公司C <sup>1</sup> | 109,947                           | 154,977                  |
| Company D <sup>1</sup> | 公司D <sup>1</sup> | N/A <sup>2</sup> 不適用 <sup>2</sup> | 142,088                  |

<sup>1</sup> Revenue from both foundation and other civil works and tunneling works segments.

<sup>2</sup> The revenue from that customer was less than 10% of the total revenue of the Group during the reporting period.

### 5. 收益及分部資料(續)

#### 主要客戶的資料

於相應年度為本集團總收益貢獻超過10%的客戶收益如下：

<sup>1</sup> 來自地基及其他土木工程及隧道工程分部的收益。

<sup>2</sup> 於報告期間來自該客戶的收益少於本集團總收益的10%。



## Notes to the Consolidated Financial Statements

### 綜合財務報表附註

For the year ended 31 March 2022 截至2022年3月31日止年度

#### 6. OTHER INCOME AND GAIN

#### 6. 其他收入及收益

|   |               | 2022<br>HK\$'000<br>港幣千元 | 2021<br>HK\$'000<br>港幣千元<br>(Re-presented)<br>(重新呈列) |
|---|---------------|--------------------------|--|
| <b>Continuing operations</b>            | <b>持續經營業務</b> |                          |  |
| Bank interest income                    | 銀行利息收入        | 669                      | 383  |
| Gain on disposal of plant and equipment | 出售機器及設備收益     | 1,390                    | 126  |
| Government subsidies (note 1)           | 政府補助(附註1)     | –                        | 21,888   |
| Insurance claim                         | 保險賠償          | 541                      | 576  |
| Sundry income                           | 雜項收入          | 3,589                    | 1,934  |
| Imputed interest income on bonds        | 債券的估算利息收入     | –                        | 6,272  |
| Interest income on bonds                | 債券利息收入        | 621                      | 1,002  |
| Rental income from equipment            | 設備租賃收入        | 246                      | 413  |
| Exchange gain                           | 匯兌收益          | –                        | 8,027  |
| Loan interest income (note 2)           | 貸款利息收入(附註2)   | 1,048                    | 208  |
| Service income (note 3)                 | 服務收入(附註3)     | 1,493                    | –  |
|   |               | <b>9,597</b>             | <b>40,829</b>  |

Notes:

- For the year ended 31 March 2021, government subsidies amounting to HK\$21,074,000 (2022: nil) was received under the Employment Support Scheme and HK\$814,000 (2022: nil) was received from Construction Industry Council as the Anti-epidemic Fund to support eligible construction company to overcome the challenge from outbreak of COVID-19.
- The amount represented loan interest income from loan receivable from a related company (note 28).
- The amount represented service income from joint operations.

附註：

- 截至2021年3月31日止年度，政府補助港幣21,074,000元（2022年：零）自保就業計劃收取及港幣814,000元（2022年：零）自建造業議會獲取作為抗疫基金，以資助合資格建築公司克服COVID-19爆發帶來的挑戰。
- 該金額代表來自一間關聯公司之應收貸款的貸款利息收入（附註28）。
- 該金額代表來自合營業務之服務收入。

#### 7. FINANCE COSTS

#### 7. 融資成本

|                                      |               | 2022<br>HK\$'000<br>港幣千元 | 2021<br>HK\$'000<br>港幣千元<br>(Re-presented)<br>(重新呈列) |
|--------------------------------------|---------------|--------------------------|--|
| <b>Continuing operations</b>         | <b>持續經營業務</b> |                          |  |
| Interests on:                        | 利息：           |                          |  |
| – bank overdraft and bank borrowings | – 銀行透支及銀行借貸   | 2,484                    | 4,670  |
| – other borrowings                   | – 其他借貸        | 918                      | –  |
| – lease liabilities                  | – 租賃負債        | 3,699                    | 134  |
|                                      |               | <b>7,101</b>             | <b>4,804</b>   |

## Notes to the Consolidated Financial Statements

### 綜合財務報表附註

For the year ended 31 March 2022 截至2022年3月31日止年度

#### 8. INCOME TAX EXPENSE

#### 8. 所得稅開支

|                                |               | 2022<br>HK\$'000<br>港幣千元 | 2021<br>HK\$'000<br>港幣千元<br>(Re-presented)<br>(重新呈列) |
|--------------------------------|---------------|--------------------------|--|
| <b>Continuing operations</b>   | <b>持續經營業務</b> |                          |  |
| Current year taxation          | 本年度稅項：        |                          |  |
| Hong Kong Profits Tax          | 香港利得稅         | 9,954                    | 5,525  |
| Over-provision in prior years: | 往年超額撥備：       |                          |  |
| Hong Kong Profits Tax          | 香港利得稅         | -                        | (67)   |
| Deferred taxation (note 25)    | 遞延稅項(附註25)    | (1,703)                  | 1,436  |
|                                |               | <b>8,251</b>             | <b>6,894</b>   |

Under the two-tiered profits tax rates regime, the first HK\$2 million of profits of qualifying corporation will be taxed at 8.25%, and profits above HK\$2 million will be taxed at 16.5%. For the years ended 31 March 2022 and 2021, Hong Kong profits tax of the qualified entity of the Group is calculated in accordance with the two-tiered profits tax rates regime. The profits of other Group entities in Hong Kong not qualifying for the two-tiered profits tax rates regime will continue to be taxed at the flat rate of 16.5%.

Under the Law of the People's Republic of China on Enterprise Income Tax (the "EIT Law") and Implementation Regulation of the EIT Law, the tax rate of the PRC subsidiaries is 25%. Accordingly, provision for PRC EIT for the PRC subsidiaries is calculated at 25% on the estimated assessable profit for the year. No PRC EIT has been provided for the years ended 31 March 2022 and 2021 as the assessable profits are absorbed by unrecognised tax losses.

Under the Philippines National Tax Law, the tax rate of the Philippines subsidiary is changed from 30% to 25% since 11 April 2021 following the effective of Corporate Recovery and Tax Incentives for Enterprises (CREATE) Act. Accordingly, provision for the Philippines Corporate Tax for the Philippines subsidiary is calculated at 25% (2021: 30%) on the estimated assessable profit for the year. No Philippines Corporate Tax has been provided for the years ended 31 March 2022 and 2021 as the Philippines subsidiary did not have any assessable profits subject to Philippines Corporate Tax.

按照二級利得稅稅率制度，合資格企業的首港幣二百萬元溢利的利得稅率為8.25%，超過港幣二百萬元的溢利的利得稅率則為16.5%。截至2022年及2021年3月31日止年度，本集團合資格實體的香港利得稅根據二級利得稅稅率制度計算。不符合二級利得稅稅率制度的本集團在香港的其他實體的溢利將繼續按照16.5%的劃一稅率徵稅。

根據中華人民共和國企業所得稅法(「企業所得稅法」)及企業所得稅法實施條例，中國附屬公司的稅率為25%。因此，就中國附屬公司的中國企業所得稅撥備按年內估計應課稅溢利的25%計算。截至2022年及2021年3月31日止年度，由於應課稅溢利已由未確認稅項虧損吸收，故並無計提中國企業所得稅撥備。

根據菲律賓國家稅法，菲律賓附屬公司的稅率在《企業復甦及稅務激勵法》(CREATE)後自2021年4月11日起由30%更改為25%。因此，就菲律賓附屬公司的菲律賓企業稅撥備乃按年內估計應課稅溢利的25%(2021年：30%)計算。由於菲律賓附屬公司並無任何須繳付菲律賓企業稅的應課稅溢利，因此截至2022年及2021年3月31日止年度並無計提菲律賓企業稅。

\* Translation of Chinese name for identification purpose only

\* 中文名稱的翻譯僅供識別



## Notes to the Consolidated Financial Statements

### 綜合財務報表附註

For the year ended 31 March 2022 截至2022年3月31日止年度

#### 8. INCOME TAX EXPENSE (continued)

The tax charge for the year can be reconciled to the profit before taxation per the consolidated statement of profit or loss and other comprehensive income as follows:

#### 8. 所得稅開支(續)

本年度稅項開支與綜合損益及其他全面收益表所載除稅前溢利對賬如下：

|  |                                    | 2022<br>HK\$'000<br>港幣千元 | 2021<br>HK\$'000<br>港幣千元<br>(Re-presented)<br>(重新呈列) |
|--|------------------------------------|--------------------------|--|
| <b>Continuing operations</b>   | <b>持續經營業務</b>                      |                          |  |
| Profit before taxation   | 除稅前溢利                              | <b>41,257</b>            | 85,675   |
| Tax calculated at the domestic income tax rate of 16.5%  | 按當地所得稅率16.5%計算的稅項                  | <b>6,808</b>             | 14,136   |
| Tax effect on share of result of an associate  | 分佔一間聯營公司業績之稅務影響                    | <b>(590)</b>             | (3,139)  |
| Tax effect of income not taxable for tax purposes  | 稅務方面毋須課稅收入之稅務影響                    | <b>(443)</b>             | (5,775)  |
| Tax effect of expenses not deductible for tax purposes   | 稅務方面不可扣減支出之稅務影響                    | <b>1,773</b>             | 536  |
| Over-provision in prior years  | 過往年度超額撥備                           | –                        | (67)   |
| Utilisation of tax loss previously not recognised  | 動用過往未確認的稅項虧損                       | <b>(124)</b>             | –  |
| Tax effect of tax loss not recognised  | 未確認稅項虧損的稅務影響                       | <b>2,233</b>             | 2,939  |
| Effect of two-tiers profits tax rates regime   | 兩級利得稅稅率制度的影響                       | <b>(165)</b>             | (165)  |
| Tax effect of deductible temporary difference not recognised   | 未確認之可扣減暫時差異之稅項影響                   | –                        | 92   |
| Effect of different tax rates of subsidiaries operating in other jurisdictions or subsidiary subject to statutory tax rate | 於其他司法權區經營之附屬公司或按法定稅率繳稅之附屬公司不同稅率之影響 | <b>(1,221)</b>           | (1,603)  |
| Effect of tax exemption granted (note)   | 獲授稅務豁免之影響(附註)                      | <b>(20)</b>              | (60)   |
| Income tax expense for the year  | 本年度之所得稅開支                          | <b>8,251</b>             | 6,894  |

Note: Tax exemption represents a reduction of Hong Kong Profits Tax for the years of assessments 2021/2022 and 2020/2021 by 100%, subject to a ceiling of HK\$10,000 (2021: HK\$20,000).

附註：稅務豁免即於2021年/2022年及2020年/2021年課稅年度扣除100%香港利得稅，上限為港幣10,000元（2021年：港幣20,000元）。

## Notes to the Consolidated Financial Statements

### 綜合財務報表附註

For the year ended 31 March 2022 截至2022年3月31日止年度

#### 9. DISCONTINUED OPERATION

On 16 December 2021, the Group entered into a sale agreement to dispose of an indirect subsidiary, BGI Marine, which BGI Marine Group carried out all of the Group's aquatic products business. The disposal was effected in order to re-deploy the Group's resource on other business development opportunities with better outlook and prospects and develop the Group's existing business. The disposal was completed on 28 January 2022, on which date control of BGI Marine passed to the acquirer.

The loss for the period/year from the discontinued operation is set out below. The comparative figures in the consolidated statement of profit or loss and other comprehensive income have been restated to re-present the sales of aquatic products as discontinued operation:

#### 9. 已終止業務

於2021年12月16日，本集團訂立出售協議，出售間接附屬公司華大海洋而華大海洋集團過去開展本集團所有水產業務。進行出售是為了將本集團的資源重新調配至其他具有更佳展望和前景的業務發展機會，並發展集團的現有業務。該項出售已於2022年1月28日完成而華大海洋的控制權已於該日移交予收購方。

已終止業務的期間／年度虧損載列如下。綜合損益及其他全面收益表中的比較數字已經重列，以將水產銷售重新呈列作已終止業務。

|  |                        | For the period<br>ended 28<br>January 2022<br>截至2022年<br>1月28日止期間<br>HK\$'000<br>港幣千元 | For the<br>year ended<br>31 March 2021<br>截至2021年<br>3月31日止年度<br>HK\$'000<br>港幣千元 |
|--|------------------------|---|---|
| Loss of BGI Marine for the period/year         | 華大海洋的期間／年度虧損           | (94,087)  | (40,511)  |
| Gain on disposal of BGI Marine<br>(note 43(a)) | 出售華大海洋的收益<br>(附註43(a)) | 77,946  | -   |
|  |                        | <b>(16,141)</b>   | (40,511)  |



## Notes to the Consolidated Financial Statements

## 綜合財務報表附註

For the year ended 31 March 2022 截至2022年3月31日止年度

**9. DISCONTINUED OPERATION** (continued)

The results of BGI Marine for the period from 1 April 2021 to 28 January 2022, which have been included in the consolidated statement of profit or loss and other comprehensive income, were as follows:

**9. 已終止業務** (續)

以下為華大海洋於2021年4月1日至2022年1月28日期間的業績(已計入綜合損益及其他全面收益表):

|   |                           | For the period<br>ended 28<br>January 2022<br>截至2022年<br>1月28日止期間<br>HK\$'000<br>港幣千元 | For the<br>year ended<br>31 March 2021<br>截至2021年<br>3月31日止年度<br>HK\$'000<br>港幣千元 |
|---|---------------------------|---|---|
| Revenue   | 收益                        | <b>92,048</b>   | 192,588   |
| Cost of revenue   | 收益成本                      | <b>(84,762)</b>   | (171,716)   |
| Gross profit  | 毛利                        | <b>7,286</b>  | 20,872  |
| (Loss) gain from changes in fair value<br>of biological assets less costs to sell | 生物資產公平值變動之<br>(虧損)收益減銷售成本 | <b>(5,989)</b>  | 8,623   |
| Other income and gain   | 其他收入及收益                   | <b>9,507</b>  | 5,259   |
| Administrative and other expenses   | 行政及其他開支                   | <b>(58,734)</b>   | (36,415)  |
| Selling and distribution expenses   | 銷售及分銷開支                   | <b>(18,027)</b>   | (25,523)  |
| Impairment loss of goodwill   | 商譽減值虧損                    | <b>(8,334)</b>  | (7,346)   |
| Impairment losses of financial assets   | 金融資產減值虧損                  | <b>(9,123)</b>  | (922)   |
| Impairment loss of property,<br>plant and equipment                               | 物業、機器及設備減值虧損              | <b>(9,505)</b>  | -   |
| Impairment loss of other<br>intangible assets                                     | 其他無形資產減值虧損                | <b>(173)</b>  | -   |
| Impairment loss of right-of-use assets  | 使用權資產減值虧損                 | <b>(111)</b>  | -   |
| Finance costs   | 融資成本                      | <b>(3,973)</b>  | (5,354)   |
| Loss before taxation  | 除稅前虧損                     | <b>(97,176)</b>   | (40,806)  |
| Income tax credit   | 所得稅抵免                     | <b>3,089</b>  | 295   |
| Loss for the period/year  | 期間/年度虧損                   | <b>(94,087)</b>   | (40,511)  |

## Notes to the Consolidated Financial Statements

### 綜合財務報表附註

For the year ended 31 March 2022 截至2022年3月31日止年度

#### 9. DISCONTINUED OPERATION (continued)

#### 9. 已終止業務(續)

|  |                            | For the period<br>ended 28<br>January 2022<br>截至2022年<br>1月28日止期間<br>HK\$'000<br>港幣千元 | For the<br>year ended<br>31 March 2021<br>截至2021年<br>3月31日止年度<br>HK\$'000<br>港幣千元 |
|--|----------------------------|---|---|
| Loss for the period/year from discontinued operation includes the following: | 來自己終止業務的期間/年度虧損包括下列各項：     |   |   |
| Staff costs  | 員工成本                       |   |   |
| Salaries and other benefits  | 薪金及其他福利                    | 17,507  | 19,512  |
| Retirement benefit scheme contributions                                      | 退休福利計劃供款                   | 997   | 1,039   |
| <b>Total staff costs (excluding directors' remuneration (note 11))</b>       | <b>員工總成本(董事酬金除外(附註11))</b> | <b>18,504</b>   | 20,551  |
| Impairment losses on financial assets:                                       | 金融資產減值虧損：                  |   |   |
| – trade receivables  | – 貿易應收款項                   | 8,678   | 815   |
| – other receivables  | – 其他應收款項                   | 445   | 107   |
| <b>Total impairment losses on financial assets</b>                           | <b>金融資產減值虧損總額</b>          | <b>9,123</b>  | 922   |
| Amortisation of intangible assets (included in cost of revenue)              | 無形資產攤銷(計入收益成本)             | 150   | 913   |
| Depreciation of property, plant and equipment                                | 物業、機器及設備折舊                 | 12,878  | 14,615  |
| Depreciation of right-of-use assets  | 使用權資產折舊                    | 1,624   | 2,173   |
| <b>Total depreciation and amortisation</b>                                   | <b>折舊及攤銷總額</b>             | <b>14,652</b>   | 17,701  |
| Cost of inventories recognised as an expense                                 | 確認為開支的存貨成本                 | 70,195  | 155,222   |
| Research and development expenses recognised as an expense (note (i))        | 確認為開支的研發開支(附註(i))          | 14,164  | 16,345  |
| Loss on write-off of property, plant and equipment                           | 撇銷物業、機器及設備虧損               | –   | 9   |
| Government subsidiaries (note (iii))   | 政府補助(附註(iii))              | (4,978)   | (5,274)   |
| Gain on disposal of a subsidiary   | 出售一間附屬公司的收益                | (4,307)   | –   |
| Fair value loss on financial asset through profit or loss                    | 計入損益金融資產的公平值虧損             | –   | 102   |
| Bank interest income   | 銀行利息收入                     | (128)   | (46)  |
| Sundry income  | 雜項收入                       | (94)  | (41)  |
| <b>Other income and gain</b>   | <b>其他收入及收益</b>             | <b>(9,507)</b>  | (5,259)   |
| Interests on:  | 利息：                        |   |   |
| – bank borrowings  | – 銀行借貸                     | 2,888   | 3,826   |
| – other borrowings   | – 其他借貸                     | 1,003   | 1,320   |
| – lease liabilities  | – 租賃負債                     | 82  | 208   |
| <b>Finance costs</b>   | <b>融資成本</b>                | <b>3,973</b>  | 5,354   |

## Notes to the Consolidated Financial Statements

### 綜合財務報表附註

For the year ended 31 March 2022 截至2022年3月31日止年度

#### 9. DISCONTINUED OPERATION (continued)

Notes:

- (i) The BGI Marine Group's research and development costs are mainly expenditures incurred for the formulation, design and evaluation of various aquatic products. Management assessed that those internal projects are in the research and initial development stage, and did not capitalise any of those expenditure as an asset, of which approximately HK\$14,164,000 (2021: HK\$16,345,000) was recognised in cost of revenue.
- (ii) Government grant was received from the PRC government authorities for the Group's construction on laboratories of which an amount of approximately HK\$4,978,000 (2021: HK\$4,575,000) was transferred from deferred income to profit or loss for the year ended 31 March 2022. Other government subsidies of approximately HK\$699,000 (2022: nil) were received from the PRC government authorities for development of agriculture business without unfulfilled conditions during the year ended 31 March 2021.

During the year, BGI Marine Group contributed approximately HK\$24,445,000 (2021: HK\$1,083,000) to the Group's net operating cash inflows, paid approximately HK\$10,637,000 (2021: HK\$21,675,000) in respect of investing activities and paid approximately HK\$5,700,000 (2021: received approximately HK\$27,607,000) in respect of financing activities. The carrying amounts of the assets and liabilities of BGI Marine Group at the date of disposal are disclosed in note 43(a).

#### 9. 已終止業務(續)

附註：

- (i) 華大海洋集團的研究及開發成本主要為地基、設計及估值各種水產品所產生的支出。管理層評估該等內部項目處於研究及初步開發階段，且並無資本化任何該等支出為資產，其中約港幣14,164,000元（2021年：港幣16,345,000元）確認為收益成本。
- (ii) 政府補助為自中國政府部門所收取用於本集團實驗室建設，其中截至2022年3月31日止年度已自遞延收入轉入損益約港幣4,978,000元（2021年：港幣4,575,000元）。其他政府補助約港幣699,000元（2022年：無）自中國政府部門獲取以於截至2021年3月31日止年度發展農業業務，但並無未達成條件。

年內，華大海洋集團為本集團的經營現金流入淨額貢獻約港幣24,445,000元（2021年：1,083,000元），就投資活動支付約港幣10,637,000元（2021年：21,675,000元），就融資活動支付約港幣5,700,000元（2021年：收到約港幣27,607,000元）。華大海洋集團之資產及負債於出售日期的賬面值乃於附註43(a)披露。

## Notes to the Consolidated Financial Statements

### 綜合財務報表附註

For the year ended 31 March 2022 截至2022年3月31日止年度

#### 10. PROFIT FOR THE YEAR

Profit for the year has been arrived at after charging:

#### 10. 年度溢利

年度溢利乃經扣除下列各項達致：

|   |                     | 2022<br>HK\$'000<br>港幣千元 | 2021<br>HK\$'000<br>港幣千元<br>(Re-presented)<br>(重新呈列) |
|---|---------------------|--------------------------|--|
| <b>Continuing operations</b>                                    | <b>持續經營業務</b>       |                          |  |
| Staff costs   | 員工成本                |                          |  |
| – Salaries and other benefits                                   | – 薪金及其他福利           | 171,917                  | 192,761  |
| – Retirement benefit scheme contributions                       | – 退休福利計劃供款          | 7,738                    | 8,714  |
| – Provision for long service payment                            | – 長期服務金撥備           | 90                       | 67   |
| Total staff costs (excluding directors' remuneration (note 11)) | 員工總成本(董事酬金(附註11)除外) | 179,745                  | 201,542  |
| Impairment losses on financial assets:                          | 金融資產減值虧損：           |                          |  |
| – loan and interest receivable                                  | – 應收貸款及利息           | 276                      | 559  |
| – trade receivables   | – 貿易應收款項            | 2,117                    | –  |
| – other receivables   | – 其他應收款項            | 44                       | –  |
| Total impairment losses on financial assets                     | 金融資產減值虧損總額          | 2,437                    | 559  |
| Depreciation of property, plant and equipment                   | 物業、機器及設備折舊          | 25,715                   | 25,202   |
| Depreciation of right-of-use assets                             | 使用權資產折舊             | 4,328                    | 3,624  |
| Total depreciation and amortisation                             | 折舊及攤銷總額             | 30,043                   | 28,826   |
| Auditor's remuneration  | 核數師酬金               | 1,115                    | 1,100  |



## Notes to the Consolidated Financial Statements

### 綜合財務報表附註

For the year ended 31 March 2022 截至2022年3月31日止年度

#### 11. DIRECTORS' AND CHIEF EXECUTIVE'S EMOLUMENTS

The emoluments paid or payable to each of the nine (2021: eight) directors and the CEO of the Company were as follows:

Year ended 31 March 2022

|   | Executive directors<br>執行董事             |                              |  |                           | CEO<br>行政總裁                 | Independent non-executive directors<br>獨立非執行董事 |                             |   | Non-executive director<br>非執行董事 | Total<br>總計     |
|---|---|------------------------------|--|---------------------------|-----------------------------|--|-----------------------------|---|---------------------------------|-----------------|
|   | Mr. Jim Yin<br>Kwan,<br>Jackin<br>詹燕群先生 | Mr. Chui<br>Mo Ming<br>徐武明先生 | Mr. Leung<br>Hung Kwong,<br>Derrick<br>梁雄光先生 | Mr. Xu<br>JunMin<br>徐軍民先生 | Mr. Yan<br>Chi Tat<br>甄志達先生 | Mr. Lee<br>Luk Shiu<br>李祿兆先生                   | Mr. Yu<br>Hon Kwan<br>余漢坤先生 | Mr. Wong<br>Chi Keung,<br>Johnny<br>王志強先生 | Mr. Wang<br>Jian<br>汪建先生        |                 |
|   | HKS'000<br>港幣千元                         | HKS'000<br>港幣千元              | HKS'000<br>港幣千元                              | HKS'000<br>港幣千元           | HKS'000<br>港幣千元             | HKS'000<br>港幣千元                                | HKS'000<br>港幣千元             | HKS'000<br>港幣千元                           | HKS'000<br>港幣千元                 | HKS'000<br>港幣千元 |
| Emoluments paid or receivable in respect of a person's services as a director, whether of the Company or its subsidiary undertaking |   |                              |  |                           |                             |  |                             |   |                                 |                 |
| Fees  | -                                       | -                            | -  | -                         | -                           | 240  | 240                         | 240                                       | -                               | 720             |
| Other emoluments:   |   |                              |  |                           |                             |  |                             |   |                                 |                 |
| Salaries  | 2,400                                   | 1,716                        | 1,230  | 579                       | 1,356                       | -  | -                           | -   | -                               | 7,281           |
| Discretionary bonus   | 460                                     | 415                          | 199  | -                         | 434                         | -  | -                           | -   | -                               | 1,508           |
| Retirement benefit scheme contributions   | 203                                     | 137                          | 83   | 113                       | 131                         | -  | -                           | -   | -                               | 667             |
| Total   | 3,063                                   | 2,268                        | 1,512  | 692                       | 1,921                       | 240  | 240                         | 240                                       | -                               | 10,176          |

#### 11. 董事及行政總裁薪酬

已付或應付本公司九位(2021年: 八位)董事及行政總裁的薪酬如下:

截至2022年3月31日止年度

## Notes to the Consolidated Financial Statements

### 綜合財務報表附註

For the year ended 31 March 2022 截至2022年3月31日止年度

#### 11. DIRECTORS' AND CHIEF EXECUTIVE'S EMOLUMENTS (continued)

Year ended 31 March 2021

#### 11. 董事及行政總裁薪酬 (續)

截至2021年3月31日止年度

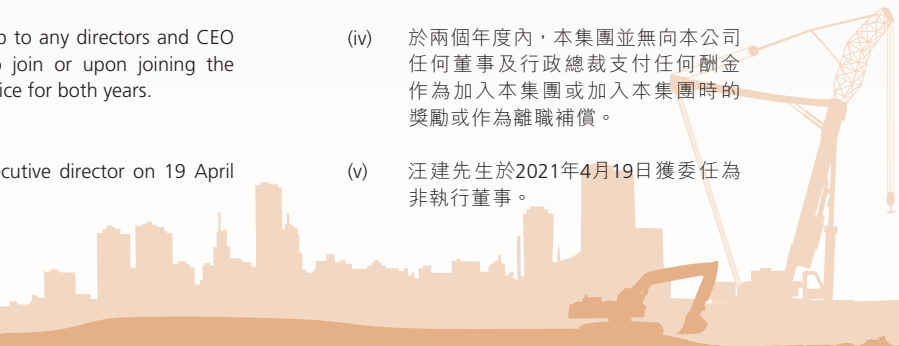
|   | Executive directors<br>執行董事                              |  |  |   | CEO<br>行政總裁                                     | Independent non-executive directors<br>獨立非執行董事   |   |  | Total<br>總計  |
|---|--|--|--|---|---|--|---|--|--------------|
|   | Mr. Jim Yin<br>Kwan, Jackin<br>詹燕群先生<br>HK\$'000<br>港幣千元 | Mr. Chui<br>Mo Ming<br>徐武明先生<br>HK\$'000<br>港幣千元 | Mr. Leung<br>Hung Kwong,<br>Derrick<br>梁雄光先生<br>HK\$'000<br>港幣千元 | Mr. Xu<br>JunMin<br>徐軍民先生<br>HK\$'000<br>港幣千元 | Mr. Yan<br>Chi Tat<br>甄志達先生<br>HK\$'000<br>港幣千元 | Mr. Lee<br>Luk Shiu<br>李祿兆先生<br>HK\$'000<br>港幣千元 | Mr. Yu<br>Hon Kwan<br>余漢坤先生<br>HK\$'000<br>港幣千元 | Mr. Wong Chi<br>Keung, Johnny<br>王志強先生<br>HK\$'000<br>港幣千元 |              |
| Emoluments paid or receivable in respect of a person's services as a director, whether of the Company or its subsidiary undertaking | 就有關人士於本公司或其附屬公司任職董事已付或應收薪酬                               |  |  |   |   |  |   |  |              |
| Fees  | 袍金   |  |  |   |   |  |   |  |              |
| Other emoluments:   | 其他薪酬：  |  |  |   |   |  |   |  |              |
| Salaries  | 2,400  | 1,716  | 1,230  | 673   | 1,356   | -  | -   | -  | 7,375        |
| Discretionary bonus   | 400  | 400  | 120  | -   | 400   | -  | -   | -  | 1,320        |
| Retirement benefit scheme contributions   | 105  | 65   | 49   | 85  | 71  | -  | -   | -  | 375          |
| <b>Total</b>  | <b>2,905</b>   | <b>2,181</b>                                     | <b>1,399</b>   | <b>758</b>                                    | <b>1,827</b>                                    | <b>240</b>                                       | <b>240</b>                                      | <b>240</b>   | <b>9,790</b> |

#### Notes:

- (i) The discretionary bonus is based on the individual performance of the directors and the Group's performance and profitability and the prevailing market conditions.
- (ii) Mr. Yan Chi Tat is also the CEO of the Company and his emoluments disclosed above include those for services rendered by him as the chief executive.
- (iii) Neither the CEO nor any of the directors waived any emoluments for both years.
- (iv) No emoluments were paid by the Group to any directors and CEO of the Company as an inducement to join or upon joining the Group or as compensation for loss of office for both years.
- (v) Mr. Wang Jian is appointed as non-executive director on 19 April 2021.

#### 附註：

- (i) 酌情花紅乃根據董事之個人表現及本集團之表現及盈利能力及當前市況釐定。
- (ii) 甄志達先生亦為本公司的行政總裁，彼於上文披露的薪酬包括彼作為主要行政人員所提供的該等服務。
- (iii) 於兩個年度內，概無行政總裁及任何董事放棄任何酬金。
- (iv) 於兩個年度內，本集團並無向本公司任何董事及行政總裁支付任何酬金作為加入本集團或加入本集團時的獎勵或作為離職補償。
- (v) 汪建先生於2021年4月19日獲委任為非執行董事。





## Notes to the Consolidated Financial Statements

### 綜合財務報表附註

For the year ended 31 March 2022 截至2022年3月31日止年度

#### 12. INDIVIDUALS WITH HIGHEST EMOLUMENTS

Of the five individuals with the highest emoluments in the Group, four (2021: four) of them were directors or the CEO of the Company whose emoluments are included in note 13 above. The emoluments of the remaining one (2021: one) individual were as follows:

|   |            | 2022<br>HK\$'000<br>港幣千元 | 2021<br>HK\$'000<br>港幣千元 |
|---|------------|--------------------------|--------------------------|
| Salaries, allowances and other benefits     | 薪金、津貼及其他福利 | 1,219                    | 1,214                    |
| Contributions to retirement benefits scheme | 退休福利計劃供款   | 67                       | 67                       |
|   |            | <b>1,286</b>             | 1,281                    |

His emoluments were within the following band

|                                |                               | 2022<br>No. of<br>employees<br>僱員數目 | 2021<br>No. of<br>employees<br>僱員數目 |
|--------------------------------|-------------------------------|-------------------------------------|-------------------------------------|
| HK\$1,000,001 to HK\$1,500,000 | 港幣1,000,001元至<br>港幣1,500,000元 | 1                                   | 1                                   |

#### 13. DIVIDENDS

During the years ended 31 March 2022 and 2021, no interim and final dividend has been proposed or paid.

#### 12. 最高薪酬人士

本集團五名最高薪酬人士中，其中四人（2021年：四人）為本公司董事或行政總裁，彼等的薪酬已披露於上文附註13。剩餘一名人士（2021年：一人）的薪酬如下：

|   |            | 2022<br>HK\$'000<br>港幣千元 | 2021<br>HK\$'000<br>港幣千元 |
|---|------------|--------------------------|--------------------------|
| Salaries, allowances and other benefits     | 薪金、津貼及其他福利 | 1,219                    | 1,214                    |
| Contributions to retirement benefits scheme | 退休福利計劃供款   | 67                       | 67                       |
|   |            | <b>1,286</b>             | 1,281                    |

彼之薪酬乃處於以下範圍

|                                |                               | 2022<br>No. of<br>employees<br>僱員數目 | 2021<br>No. of<br>employees<br>僱員數目 |
|--------------------------------|-------------------------------|-------------------------------------|-------------------------------------|
| HK\$1,000,001 to HK\$1,500,000 | 港幣1,000,001元至<br>港幣1,500,000元 | 1                                   | 1                                   |

#### 13. 股息

截至2022年及2021年3月31日止年度，概無擬派或派付中期及末期股息。

## Notes to the Consolidated Financial Statements

### 綜合財務報表附註

For the year ended 31 March 2022 截至2022年3月31日止年度

#### 14. EARNINGS PER SHARE

##### a) From continuing and discontinued operations

The calculation of the basic and diluted earnings per share attributable to the owners of the Company is based on the following data:

|  |                      | 2022<br>HK\$'000<br>港幣千元 | 2021<br>HK\$'000<br>港幣千元 |
|--|----------------------|--------------------------|--------------------------|
| <b>Earnings</b>  | <b>盈利</b>            |                          |                          |
| Earnings for the purpose of basic earnings per share                                   | 用於計算每股基本盈利的盈利        | 39,512                   | 49,317                   |
| <b>Number of shares</b>  | <b>股份數目</b>          | '000<br>千股               | '000<br>千股               |
| Weighted average number of ordinary shares for the purpose of basic earnings per share | 用於計算每股基本盈利的加權平均普通股數目 | 500,000                  | 500,000                  |

##### b) From continuing operations

The calculation of the basic and diluted earnings per share attributable to the owners of the Company is based on the following data:

|  |                            | 2022<br>HK\$'000<br>港幣千元 | 2021<br>HK\$'000<br>港幣千元 |
|--|----------------------------|--------------------------|--------------------------|
| <b>Earnings</b>  | <b>盈利</b>                  |                          |                          |
| Earnings for the purpose of basic earnings per share   | 用於計算每股基本盈利的盈利              | 39,512                   | 49,317                   |
| Less: (profit) loss for the year attributable to owners of the Company from discontinued operation | 減：來自已終止業務的本公司擁有人應佔年內(溢利)虧損 | (4,950)                  | 30,139                   |
| Profit for the purpose of basic and diluted earnings per share from continuing operations          | 用於計算來自持續經營業務的每股基本及攤薄盈利的溢利  | 34,562                   | 79,456                   |

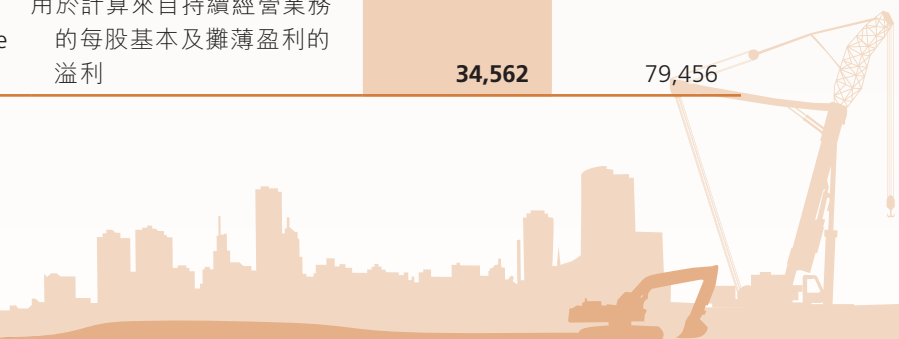
#### 14. 每股盈利

##### a) 來自持續經營業務及已終止業務

本公司擁有人應佔的每股基本及攤薄盈利乃根據下列數據計算：

##### b) 來自持續經營業務

本公司擁有人應佔的每股基本及攤薄盈利乃根據下列數據計算：



## Notes to the Consolidated Financial Statements

### 綜合財務報表附註

For the year ended 31 March 2022 截至2022年3月31日止年度

#### 14. EARNINGS PER SHARE (continued)

##### c) From discontinued operation

Basic and diluted earnings (2021: loss) per share for the discontinued operation attributable to the owners of the Company is HK1 cent per share for the year ended 31 March 2022 (2021: HK6 cents per share), based on the profit (2021: loss) for the year ended 31 March 2022 from the discontinued operations of approximately HK\$4,950,000 (2021: HK\$30,139,000) and the denominators detailed above for both basic and diluted earnings (2021: loss) per share.

The diluted earnings per share is equal to the basic earnings per share as there were no dilutive potential ordinary shares outstanding during the years ended 31 March 2022 and 2021.

#### 14. 每股盈利(續)

##### c) 來自己終止業務

截至2022年3月31日止年度的本公司擁有人應佔已終止業務的每股基本及攤薄盈利(2021年:虧損)為港幣1仙(2021年:每股港幣6仙),乃根據截至2022年3月31日止年度來自己終止業務的溢利(2021年:虧損)約港幣4,950,000元(2021年:港幣30,139,000元)以及上文就每股基本及攤薄盈利(2021年:虧損)所詳述的分母計算。

由於截至2022年及2021年3月31日止年度並無任何具攤薄潛力的未行使普通股,每股攤薄盈利等於每股基本盈利。

## Notes to the Consolidated Financial Statements

### 綜合財務報表附註

For the year ended 31 March 2022 截至2022年3月31日止年度

#### 15. PROPERTY, PLANT AND EQUIPMENT

#### 15. 物業、機器及設備

|  |                      | Ownership interests in leasehold land and buildings<br>租賃土地及樓宇的所有權權益<br>HK\$'000<br>港幣千元 | Leasehold improvement<br>租賃物業裝修<br>HK\$'000<br>港幣千元 | Machinery and equipment<br>機械及設備<br>HK\$'000<br>港幣千元 | Motor vehicles<br>汽車<br>HK\$'000<br>港幣千元 | Construction in progress<br>在建工程<br>HK\$'000<br>港幣千元 | Total<br>總計<br>HK\$'000<br>港幣千元 |
|--|----------------------|--|---|--|--|--|---------------------------------|
| COST<br>成本   |                      |  |   |  |  |  |                                 |
| At 1 April 2020  | 於2020年4月1日           | 37,788   | 16,199  | 324,038  | 26,757                                   | 4,094  | 408,876                         |
| Additions  | 添置                   | -  | -   | 26,205   | 12,853                                   | 636  | 39,694                          |
| Disposals  | 出售                   | -  | -   | (300)  | (2,018)                                  | -  | (2,318)                         |
| Write-off  | 撇銷                   | -  | -   | (138)  | -  | -  | (138)                           |
| Exchange realignment                                       | 匯兌調整                 | 1,340  | 3,318   | 7,886  | 127                                      | 372  | 13,043                          |
| At 31 March 2021   | 於2021年3月31日          | 39,128   | 19,517  | 357,691  | 37,719                                   | 5,102  | 459,157                         |
| Additions  | 添置                   | 24   | -   | 4,436  | 4,365                                    | 1,314  | 10,139                          |
| Disposals  | 出售                   | -  | -   | (4,127)  | (2,737)                                  | -  | (6,864)                         |
| Disposals through disposal of subsidiaries<br>(note 43(a)) | 透過出售附屬公司而出售(附註43(a)) | (40,572)   | (20,090)  | (78,852)   | (1,135)                                  | (6,607)  | (147,256)                       |
| Exchange realignment                                       | 匯兌調整                 | 1,420  | 573   | (143)  | (10)                                     | 191  | 2,031                           |
| At 31 March 2022   | 於2022年3月31日          | -  | -   | 279,005  | 38,202                                   | -  | 317,207                         |
| ACCUMULATED DEPRECIATION AND IMPAIRMENT<br>累計折舊及減值         |                      |  |   |  |  |  |                                 |
| At 1 April 2020  | 於2020年4月1日           | 1,507  | 4,418   | 184,636  | 20,388                                   | -  | 210,949                         |
| Charge for the year  | 年內扣除                 | 2,994  | 2,786   | 29,347   | 4,690                                    | -  | 39,817                          |
| Eliminated on disposals                                    | 出售時對銷                | -  | -   | (300)  | (594)                                    | -  | (894)                           |
| Eliminated on write-off                                    | 撇銷時對銷                | -  | -   | (129)  | -  | -  | (129)                           |
| Exchange realignment                                       | 匯兌調整                 | 488  | 434   | 1,752  | 66                                       | -  | 2,740                           |
| At 31 March 2021   | 於2021年3月31日          | 4,989  | 7,638   | 215,306  | 24,550                                   | -  | 252,483                         |
| Charge for the year  | 年內扣除                 | 2,825  | 2,095   | 29,864   | 3,809                                    | -  | 38,593                          |
| Impairment loss recognised in profit or loss               | 於損益確認減值虧損            | 3,300  | 850   | 4,712  | 28                                       | 615  | 9,505                           |
| Eliminated on disposals                                    | 出售時對銷                | -  | -   | (4,127)  | (1,640)                                  | -  | (5,767)                         |
| Disposal through disposal of subsidiaries<br>(note 43(a))  | 透過出售附屬公司而出售(附註43(a)) | (11,416)   | (10,863)  | (26,359)   | (895)                                    | (615)  | (50,148)                        |
| Exchange realignment                                       | 匯兌調整                 | 302  | 280   | (312)  | (2)                                      | -  | 268                             |
| At 31 March 2022   | 於2022年3月31日          | -  | -   | 219,084  | 25,850                                   | -  | 244,934                         |
| NET CARRYING VALUES<br>賬面淨值                                |                      |  |   |  |  |  |                                 |
| At 31 March 2022   | 於2022年3月31日          | -  | -   | 59,921   | 12,352                                   | -  | 72,273                          |
| At 31 March 2021   | 於2021年3月31日          | 34,139   | 11,879  | 142,385  | 13,169                                   | 5,102  | 206,674                         |

## Notes to the Consolidated Financial Statements

### 綜合財務報表附註

For the year ended 31 March 2022 截至2022年3月31日止年度

#### 15. PROPERTY, PLANT AND EQUIPMENT

(continued)

Note:

- (i) Certain right-of-use assets were transferred to property, plant and equipment as the Group obtained ownership of the underlying leased assets upon settlement of entire lease liabilities.

The above items of property, plant and equipment are depreciated on a straight-line basis, after taking into account of their estimated residual values, over their estimated useful lives as follows:

|  |  |
|--|--|
| Ownership interest in leasehold land and buildings | 4.75% – 10% per annum                            |
| Leasehold improvement                              | Over the shorter of the term of lease or 3 years |
| Machinery and equipment                            | 20% – 33.33% per annum                           |
| Motor vehicles                                     | 20% – 25% per annum                              |

The leasehold land and buildings are located in the PRC under medium-term lease.

Details of impairment assessment of property, plant and equipment related to the operating segment in breeding, sales and trading of aquatic products and related services are set out in note 18.

#### 15. 物業、機器及設備(續)

附註：

- (i) 由於本集團於結算全部租賃負債後取得相關租賃資產的所有權，故若干使用權資產已轉撥至物業、機器及設備。

上述物業、機器及設備項目乃採用直線法經計及其估計剩餘價值後於其如下估計使用年限內折舊：

|               |              |
|---------------|--------------|
| 租賃土地及樓宇的擁有權權益 | 每年4.75%至10%  |
| 租賃物業裝修        | 按租賃年期或三年之較短者 |
| 機械及設備         | 每年20%至33.33% |
| 汽車            | 每年20%至25%    |

中期租約項下的租賃土地及樓宇位於中國。

與水產養殖、銷售及貿易以及相關服務的經營分部有關的物業、機器及設備的減值評估詳情載於附註18。

## Notes to the Consolidated Financial Statements

### 綜合財務報表附註

For the year ended 31 March 2022 截至2022年3月31日止年度

#### 16. LEASES

##### (i) Right-of-use assets

|               |    | <b>31/3/2022</b><br><b>2022年3月31日</b><br><b>RMB'000</b><br>人民幣千元 | 31/3/2021<br>2021年3月31日<br>RMB'000<br>人民幣千元 |
|---------------|----|--|---|
| Motor vehicle | 汽車 | <b>593</b>   | 785   |
| Buildings     | 樓宇 | <b>6,578</b>   | 3,125                                       |
|               |    | <b>7,171</b>   | 3,910                                       |

The Group has lease arrangements for motor vehicle, office properties, site offices and storage area. The lease terms are generally ranged from two to eleven years. The lease payments are fixed.

Additions to the right-of-use assets for the year ended 31 March 2022 amounted to approximately HK\$9,786,000 (2021: HK\$311,000) and nil (2021: HK\$1,000,000), due to new leases of office properties and motor vehicle.

#### 16. 租賃

##### (i) 使用權資產

本集團對汽車、辦公室物業、地盤辦公室及存放區有租賃安排。租期一般介乎兩至十一年。租賃付款為固定租金。

截至2022年3月31日止年度使用權資產添置為約港幣9,786,000元（2021年：港幣311,000元）及無（2021年：港幣1,000,000元），由於新租賃樓宇及汽車所致。

##### (ii) Lease liabilities

|             |     | <b>31/3/2022</b><br><b>2022年3月31日</b><br><b>RMB'000</b><br>人民幣千元 | 31/3/2021<br>2021年3月31日<br>RMB'000<br>人民幣千元 |
|-------------|-----|--|---|
| Non-current | 非流動 | <b>223,161</b>   | 130,416                                     |
| Current     | 流動  | <b>13,906</b>  | 8,319                                       |
|             |     | <b>237,067</b>   | 138,735                                     |

##### (ii) 租賃負債



## Notes to the Consolidated Financial Statements

### 綜合財務報表附註

For the year ended 31 March 2022 截至2022年3月31日止年度

#### 16. LEASES (continued)

##### (ii) Lease liabilities (continued)

##### Amounts payable under lease liabilities

|  |                             | 31/3/2022<br>2022年3月31日<br>RMB'000<br>人民幣千元 | 31/3/2021<br>2021年3月31日<br>RMB'000<br>人民幣千元 |
|--|-----------------------------|---|---|
| Within one year  | 一年內                         | 13,906                                      | 8,319                                       |
| After one year but within two years  | 一年以上兩年以內                    | 20,410                                      | 9,678                                       |
| After two years but within five years  | 兩年以上五年以內                    | 64,288                                      | 34,340                                      |
| After five years   | 五年以上                        | 138,463                                     | 86,398                                      |
|  |                             | <b>237,067</b>                              | 138,735                                     |
| Less: Amount due for settlement within 12 months (shown under current liabilities) | 減：於12個月內到期並須結清的金額（於流動負債下列示） | <b>(13,906)</b>                             | (8,319)                                     |
| Amount due for settlement after 12 months  | 於12個月後到期並須結清的金額             | <b>223,161</b>                              | 130,416                                     |

As at 31 March 2022, included in lease liabilities was an amount of approximately HK\$6,649,000 (2021: HK\$357,000) due to a related company. During the year ended 31 March 2022, the Group entered into a number of new lease agreements in respect of renting office properties (for its own use and sub-lease purposes) and motor vehicles and recognised lease liabilities of approximately HK\$94,628,000 (2021: HK\$135,168,000) and nil (2021: HK\$1,000,000) respectively.

The controlling shareholder of the Company, Mr. Jim Yin Kwan, Jackin, has beneficial and controlling interest in the related company.

#### 16. 租賃(續)

##### (ii) 租賃負債(續)

##### 租賃負債應付款項

於2022年3月31日，租賃負債中包括應付一間關連公司的款項約港幣6,649,000元（2021年：港幣357,000元）。截至2022年3月31日止年度，本集團就租賃辦公室物業（自用及轉租用途）及汽車訂立多項新租賃協議，並分別確認租賃負債約港幣94,628,000元（2021年：港幣135,168,000元）及無（2021年：港幣1,000,000元）。

本公司的控股股東詹燕群先生於該關連公司擁有實益及控股權益。

## Notes to the Consolidated Financial Statements

### 綜合財務報表附註

For the year ended 31 March 2022 截至2022年3月31日止年度

#### 16. LEASES (continued)

##### (iii) Amounts recognised in profit or loss

|  |                   | Year ended<br>31/3/2022<br>截至<br>2022年3月31日<br>止年度<br>RMB'000<br>人民幣千元 | Year ended<br>31/3/2021<br>截至<br>2021年3月31日<br>止年度<br>RMB'000<br>人民幣千元 |
|--|-------------------|--|--|
| Depreciation expense on right-of-use assets:     | 使用權資產的折舊開支：       |  |  |
| – Motor vehicles                                 | – 機動車             | 192  | 215  |
| – Buildings                                      | – 樓宇              | 5,760  | 5,582  |
|  |                   | <b>5,952</b>   | 5,797  |
| Impairment loss on right-of-use assets (note 18) | 使用權資產的減值虧損 (附註18) | 111  | –  |
| Interest expense on lease liabilities            | 租賃負債之利息開支         | 3,781  | 342  |
| Expense relating to short-term leases            | 有關短期租賃的開支         | 929  | 6,595  |

##### (iv) Others

During the year ended 31 March 2022, the total cash outflow for leases amount to approximately HK\$9,248,000 (2021: HK\$13,052,000).

On 28 January 2022, right-of-use assets and lease liabilities of approximately HK\$515,000 and HK\$663,000 respectively were eliminated through the Disposal, details are set out in note 43(a).

##### Restrictions or covenants on leases

As at 31 March 2022, lease liabilities of approximately HK\$237,067,000 (2021: HK\$138,735,000) are recognised with related right-of-use assets of HK\$7,171,000 (2021: HK\$3,910,000) and investment properties of HK\$268,904,000 (2021: HK\$134,857,000). The lease agreements do not impose any covenants other than the security interests in the leased assets that are held by the lessor. Leased assets may not be used as security for borrowing purposes.

#### 16. 租賃 (續)

##### (iii) 於損益確認的金額

##### (iv) 其他

截至2022年3月31日止年度，租賃現金流出總額為約港幣9,248,000元（2021年：港幣13,052,000元）。

於2022年1月28日，分別約為港幣515,000元及港幣663,000元的使用權資產以及租賃負債已通過出售事項抵銷，詳情載於附註43(a)。

##### 租賃限制或契諾

於2022年3月31日，約港幣237,067,000元（2021年：港幣138,735,000元）的租賃負債連同港幣7,171,000元（2021年：港幣3,910,000元）的相關使用權資產及港幣268,904,000元（2021年：港幣134,857,000元）的投資物業一併確認。除出租人持有的租賃資產的擔保權益外，租賃協議並無施加任何契諾。租賃資產不得作為借貸的抵押品。





## Notes to the Consolidated Financial Statements

### 綜合財務報表附註

For the year ended 31 March 2022 截至2022年3月31日止年度

#### 17. INVESTMENT PROPERTIES

#### 17. 投資物業

|   |                                  | Leased properties<br>under development<br>開發中租賃物業<br>HK\$'000<br>港幣千元 |
|---|----------------------------------|---|
| <hr/>   |                                  |   |
| COST  | 成本                               |   |
| At 1 April 2020 and 31 March 2021             | 於2020年4月1日及2021年3月31日            | –   |
| Additions                                     | 添置                               | 134,857   |
| <hr/>   |                                  |   |
| At 31 March 2021                              | 於2021年3月31日                      | 134,857   |
| Additions                                     | 添置                               | 127,926   |
| Exchange realignment                          | 匯兌調整                             | 6,121   |
| <hr/>   |                                  |   |
| At 31 March 2022                              | 於2022年3月31日                      | 268,904   |
| <hr/>   |                                  |   |
| ACCUMULATED DEPRECIATION<br>AND IMPAIRMENT    | 累計折舊及減值                          |   |
| At 1 April 2020 and 31 March 2021<br>and 2022 | 於2020年4月1日以及2021年<br>及2022年3月31日 | –   |
| <hr/>   |                                  |   |
| NET CARRYING VALUES                           | 賬面淨值                             |   |
| At 31 March 2022                              | 於2022年3月31日                      | 268,904   |
| <hr/>   |                                  |   |
| At 31 March 2021                              | 於2021年3月31日                      | 134,857   |

During the year ended 31 March 2022, the Group recognised additional an investment property amounted approximately HK\$127,926,000 (2021: HK\$134,857,000) which representing right-of-use assets and renovation costs of approximately HK\$94,628,000 (2021: 134,857,000) and HK\$33,298,000 (2021: nil) respectively. The investments properties were leased and were under development (renovation) during the years ended 31 March 2022 and 2021 and up to the date of this report. Under the lease agreements, the Group is permitted to sub-lease the properties to others. While it is the Group's intention, the properties were recognised as investment properties. The properties were located in Guangzhou. The Group commenced to engage in the business of premises revitalisation and enhancement segment, with the objective to generate rental income from sub-leasing of its premises in the PRC.

截至2022年3月31日止年度，本集團確認新增投資物業約港幣127,926,000元（2021年：港幣134,857,000元），即使用權資產及翻新成本分別約港幣94,628,000元（2021年：港幣134,857,000元）及港幣33,298,000元（2021年：無）。於截至2022年及2021年3月31日止年度以及直至本報告日期，投資物業已出租並正在開發（裝修）。根據租賃協議，本集團獲准將此等物業分租予他人。儘管此為本集團的意向，但該等物業確認為投資物業。此等物業位於廣州。本集團開始從事物業活化及升級分部的業務，目的是通過分租其於中國的物業以獲得租金收入。

## Notes to the Consolidated Financial Statements

### 綜合財務報表附註

For the year ended 31 March 2022 截至2022年3月31日止年度

#### 17. INVESTMENT PROPERTIES (continued)

The fair value of the Group's investment properties as at 31 March 2022 was approximately HK\$510,341,000. The fair value has been arrived at based on a valuation carried out by the directors of the Company. The valuation was determined by establishing the market value of the properties on an "as-if" completed basis with appropriate deduction on construction costs and professional fees to be incurred. Details of the valuation techniques and assumptions are discussed below.

The following table gives information about how the fair values of the investment properties as at 31 March 2022 are determined (in particular, the valuation techniques and inputs used):

|                       | Fair value hierarchy | Fair value as at 31 March 2022<br>於2022年3月31日的<br>公平值 | Valuation technique<br>估值技術 | Significant unobservable input<br>重要的不可觀察輸入值範圍 | Range of unobservable input<br>不可觀察輸入值                           | Relationship of key input and significant unobservable input to fair value<br>與公平值的關鍵輸入值及重要的不可觀察輸入值之關係 |
|-----------------------|----------------------|---|-----------------------------|--|--|--|
| Investment properties | Level 3              | Approximately HK\$510,341,000                         | Residual method             | Estimated costs to complete                    | From approximately HK\$8,183,000 to approximately HK\$16,804,000 | The higher the estimated costs to complete, the lower the fair value                                   |
| 投資物業                  | 第三級                  | 約港幣510,341,000元                                       | 剩餘法                         | 估計完成成本   | 約港幣8,183,000元至約港幣16,804,000元                                     | 估計完成成本越高，公平值越低   |

The above investment properties are depreciated on a straight-line basis at the following rates per annum:

|                                     |   |
|-------------------------------------|---|
| Leased properties under development | Over the lease terms of ranging from 10 to 12 years |
|-------------------------------------|---|

#### 17. 投資物業(續)

本集團的投資物業於2022年3月31日的公平值約為港幣510,341,000元。該公平值是根據本公司董事進行的估值得出。估價是按「猶如」完成的基礎確定物業的市值，並適當扣減建築成本及將產生的專業費用。估價技術及假設的詳情在下文討論。

下表提供關於如何釐定2022年3月31日投資物業的公平值的資料(特別是所使用的估價技術及輸入):

上述投資物業按下列年率以直線法計提折舊:

|         |              |
|---------|--------------|
| 開發中租賃物業 | 於介乎10至12年的租期 |
|---------|--------------|



## Notes to the Consolidated Financial Statements

## 綜合財務報表附註

For the year ended 31 March 2022 截至2022年3月31日止年度

## 18. GOODWILL

## 18. 商譽

|  |                          | HK\$'000<br>港幣千元 |
|--|--------------------------|------------------|
| <hr/>  |                          |                  |
| COST   | 成本                       |                  |
| At 1 April 2020  | 於2020年4月1日               | 14,810           |
| Exchange realignment                                     | 匯兌調整                     | 778              |
| <hr/>  |                          |                  |
| At 31 March 2021   | 於2021年3月31日              | 15,588           |
| Eliminated through disposal of subsidiaries (note 43(a)) | 透過出售附屬公司而抵銷<br>(附註43(a)) | (15,775)         |
| Exchange realignment                                     | 匯兌調整                     | 187              |
| <hr/>  |                          |                  |
| At 31 March 2022   | 於2022年3月31日              | –                |
| <hr/>  |                          |                  |
| ACCUMULATED IMPAIRMENT                                   | 累計減值                     |                  |
| At 1 April 2020  | 於2020年4月1日               | –                |
| Impairment loss recognised                               | 已確認減值虧損                  | 7,346            |
| <hr/>  |                          |                  |
| At 31 March 2021   | 於2021年3月31日              | 7,346            |
| Impairment loss recognised during the year               | 年內確認的減值虧損                | 8,334            |
| Eliminated through disposal of subsidiaries (note 43(a)) | 透過出售附屬公司而抵銷<br>(附註43(a)) | (15,775)         |
| Exchange realignment                                     | 匯兌調整                     | 95               |
| <hr/>  |                          |                  |
| At 31 March 2022   | 於2022年3月31日              | –                |
| <hr/>  |                          |                  |
| NET CARRYING VALUES                                      | 賬面淨值                     |                  |
| At 31 March 2022   | 於2022年3月31日              | –                |
| <hr/>  |                          |                  |
| At 31 March 2021   | 於2021年3月31日              | 8,242            |
| <hr/>  |                          |                  |

## Notes to the Consolidated Financial Statements

### 綜合財務報表附註

For the year ended 31 March 2022 截至2022年3月31日止年度

#### 18. GOODWILL (continued)

For the purposes of impairment testing, goodwill has been allocated to an individual cash-generating unit and representing the operating segment in breeding, sales and trading of aquatic products and related services. The carrying amount of goodwill as at 31 March 2021 is allocated to this unit. During the year ended 31 March 2022, such goodwill was disposed of through the Disposal (note 43(a)).

For the purpose of impairment assessment, property, plant and equipment, intangible assets and right-of-use assets (including allocation of corporate assets) that generate cash flows together with the related goodwill and trademark are also included in the respective cash-generating unit ("CGU").

As at 28 January 2022, the directors of the Company performed an impairment assessment of this cash generating unit comprising goodwill, other intangible assets, property, plant and equipment and right-of-use assets with carrying amount before impairment of approximately HK\$15,755,000, HK\$1,909,000, HK\$106,613,000 and HK\$626,000 (31 March 2021: approximately HK\$15,588,000, HK\$2,050,000, HK\$112,115,000 and HK\$2,198,000) respectively.

The recoverable amount of above CGU was determined with reference to a value-in-use calculation of the related CGU. That calculation used cash flow projections based on financial budget approved by the directors of the Company covering a five-year period, with discount rate at 10.44% (31 March 2021: 11.03%) per annum respectively. Cash flows beyond the 5-year period are extrapolated using a 0% (31 March 2021: 0%) growth rate. Key assumptions include the expected growth in revenues and operating margins, estimated compound growth rates, selection of discount rates and the COVID-19 impact. Management prepared the financial budgets reflecting actual and prior year performance and market development expectations.

#### 18. 商譽(續)

就減值測試而言，商譽已分配至個別現金產生單位，並指水產品的育種、銷售及貿易以及相關服務經營分部。於2021年3月31日商譽的賬面值分配至該單位。於截至2022年3月31日止年度，該商譽已通過出售事項而出售(附註43(a))。

就減值評估而言，產生現金流的物業、機器及設備、無形資產及使用權資產(包括企業資產的分配)以及相關的商譽及商標亦包括於各自的現金產生單位(「現金產生單位」)。

於2022年1月28日，本公司董事對由商譽、其他無形資產、物業、機器及設備以及使用權資產組成的此現金產生單位進行減值評估而未作減值的賬面值分別約港幣15,755,000元、港幣1,909,000元、港幣106,613,000元及港幣626,000元(2021年3月31日：約港幣15,588,000元、港幣2,050,000元、港幣112,115,000元及港幣2,198,000元)。

上述現金產生單位的可收回金額乃參考相關現金產生單位使用價值計算釐定。該計算使用基於本公司董事批准的五年財務預算的現金流量預測，貼現率分別為每年10.44%(2021年3月31日：11.03%)。超過5年期的現金流量按0%(2021年3月31日：0%)增長率推算。主要假設包括收益及經營利潤率的預期增長、估計複合增長率、貼現率的甄選以及COVID-19的影響。管理層已編製反映實際及上一年業績以及市場發展預期的財務預算。



## Notes to the Consolidated Financial Statements

### 綜合財務報表附註

For the year ended 31 March 2022 截至2022年3月31日止年度

#### 18. GOODWILL (continued)

Since the prolonged unprecedented COVID-19 pandemic and the associated anti-epidemic measures extended globally had further disrupted the supply chain of the aquatic products, the budgeted growth rates have been revised to 7% (31 March 2021: 7-8%) and are based on management expectations taking into consideration the COVID-19 impact, and where considered appropriate, with adjustments made with reference to industry reports which are more conservative for the purpose of goodwill impairment test.

As a result, the recoverable amount of this cash generating unit was less than its carrying value, therefore the Group has recorded an impairment loss for goodwill, other intangible assets, property, plant and equipment and right-of-use assets of approximately HK\$8,334,000 (2021: HK\$7,346,000), HK\$173,000 (2021: nil), HK\$9,505,000 (2021: nil) and HK\$111,000 (2021: nil) during the year ended 31 March 2022.

#### 18. 商譽(續)

由於長期及史無前例的COVID-19疫情以及相關的全球防疫措施進一步擾亂了水產品的供應鏈，因此預算增長率已修改為7%（2021年3月31日：7-8%），並基於管理層預期考慮到COVID-19的影響，於認為適當的情況下，參考行業報告（對商譽減值測試而言更為保守）進行調整。

因此，該現金產生單位的可收回金額低於其賬面值，因此本集團於截至2022年3月31日止年度錄得商譽、其他無形資產、物業、機器及設備以及使用權資產的減值虧損分別約港幣8,334,000元（2021年：港幣7,346,000元）、港幣173,000元（2021年：無）、港幣9,505,000元（2021年：無）及港幣110,000元（2021年：無）。

## Notes to the Consolidated Financial Statements

## 綜合財務報表附註

For the year ended 31 March 2022 截至2022年3月31日止年度

## 19. OTHER INTANGIBLE ASSETS

## 19. 其他無形資產

|   |                           | Patents<br>專利<br>HK\$'000<br>港幣千元 | Customer<br>relationships<br>客戶關係<br>HK\$'000<br>港幣千元 | Total<br>總計<br>HK\$'000<br>港幣千元 |
|---|---------------------------|-----------------------------------|---|---------------------------------|
| <b>COST</b>   | <b>成本</b>                 |                                   |   |                                 |
| At 1 April 2020   | 於2020年4月1日                | 2,132                             | 1,369   | 3,501                           |
| Exchange realignment  | 匯兌調整                      | 270                               | 173   | 443                             |
| At 31 March 2021  | 於2021年3月31日               | 2,402                             | 1,542   | 3,944                           |
| Disposals through disposal<br>of subsidiaries<br>(note 43(a)) | 透過出售附屬公司<br>而出售 (附註43(a)) | (2,483)                           | (1,594)   | (4,077)                         |
| Exchange realignment  | 匯兌調整                      | 81                                | 52  | 133                             |
| At 31 March 2022  | 於2022年3月31日               | –                                 | –   | –                               |
| <b>ACCUMULATED<br/>AMORTISATION AND<br/>IMPAIRMENT</b>        | <b>累計攤銷及減值</b>            |                                   |   |                                 |
| At 1 April 2020   | 於2020年4月1日                | 165                               | 720   | 885                             |
| Charge for the year   | 年內扣除                      | 170                               | 743   | 913                             |
| Exchange realignment  | 匯兌調整                      | 17                                | 79  | 96                              |
| At 31 March 2021  | 於2021年3月31日               | 352                               | 1,542   | 1,894                           |
| Charge for the year   | 年內扣除                      | 150                               | –   | 150                             |
| Impairment loss recognised<br>(note 19)                       | 已確認的減值虧損<br>(附註19)        | 173                               | –   | 173                             |
| Disposals through disposal<br>of subsidiaries<br>(note 43(a)) | 透過出售附屬公司<br>而出售 (附註43(a)) | (747)                             | (1,594)   | (2,341)                         |
| Exchange realignment  | 匯兌調整                      | 72                                | 52  | 124                             |
| At 31 March 2022  | 於2022年3月31日               | –                                 | –   | –                               |
| <b>NET CARRYING VALUES</b>                                    | <b>賬面淨值</b>               |                                   |   |                                 |
| At 31 March 2022  | 於2022年3月31日               | –                                 | –   | –                               |
| At 31 March 2021  | 於2021年3月31日               | 2,050                             | –   | 2,050                           |

The above intangible assets have finite useful lives. Such intangible assets are amortised on a straight-line basis over the following periods:

Patents 5 – 15 years, shorter of the remaining contractual life and estimated useful life

Customer relationships 1 – 2 years

Details of impairment assessment of other intangible assets are set out in note 18.

上述無形資產的使用年期有限。該等無形資產於以下期間按直線法攤銷：

專利 5至15年(餘下合約期及估計可使用年期，以較短者為準)

客戶關係 1至2年

其他無形資產減值評估詳情載於附註18。



## Notes to the Consolidated Financial Statements

### 綜合財務報表附註

For the year ended 31 March 2022 截至2022年3月31日止年度

#### 20. INTEREST IN AN ASSOCIATE

#### 20. 於一間聯營公司之權益

|   |                  | 2022<br>HK\$'000<br>港幣千元 | 2021<br>HK\$'000<br>港幣千元 |
|---|------------------|--------------------------|--------------------------|
| Cost of investment in an associate – unlisted                   | 於一間聯營公司之投資成本－非上市 | 44,462                   | 44,462                   |
| Share of post-acquisition profit and other comprehensive income | 分佔收購後溢利及其他全面收益   | 23,777                   | 23,696                   |
|   |                  | <b>68,239</b>            | 68,158                   |
| Loan to an associate (note)                                     | 向一間聯營公司貸款(附註)    | 7,362                    | 21,527                   |
|   |                  | <b>75,601</b>            | 89,685                   |

Note: Loan to an associate is deemed capital which is unsecured, non-interest bearing where settlement is neither planned nor likely to occur in the foreseeable future. The Group measures the loss allowance for loan to an associate at an amount equal to 12-month ECL. No impairment loss was recognised during the year ended 31 March 2022 and 2021.

附註：向一間聯營公司貸款為視同資本，其無抵押、不計息及並無計劃或於可預見未來償還。本集團對於向一間聯營公司貸款的虧損撥備乃按等於12個月預期信貸虧損的金額計量。於截至2022年及2021年3月31日止年度並無確認減值虧損。

As at 31 March 2022 and 2021, the Group had interest in the following material associate:

於2022年及2021年3月31日，本集團於下列主要聯營公司擁有權益：

| Name of entity  | Form of entity       | Country of registration | Principal place of operation | Class of shares held | Proportion of ownership interests or participating shares indirectly held by the Group |      | Proportion of voting power indirectly held |      | Principal activity           |
|---|----------------------|-------------------------|------------------------------|----------------------|--|------|--|------|------------------------------|
|   |                      |                         |                              |                      | 本集團間接持有之所有權益或參與股份比例  | 2021 | 間接持有投票權比例                                  | 2021 |                              |
| 實體名稱  | 實體形式                 | 註冊國家                    | 主要營運地點                       | 所持股份類別               | 2022   | 2021 | 2022                                       | 2021 | 主要業務                         |
| Perfect View Enterprises Limited ("Perfect View")<br>實宏企業有限公司<br>(「實宏」) | Incorporated<br>註冊成立 | Hong Kong<br>香港         | Hong Kong<br>香港              | Ordinary<br>普通股      | 40%  | 40%  | 40%  | 40%  | Property development<br>物業發展 |

## Notes to the Consolidated Financial Statements

### 綜合財務報表附註

For the year ended 31 March 2022 截至2022年3月31日止年度

#### 20. INTEREST IN AN ASSOCIATE (continued)

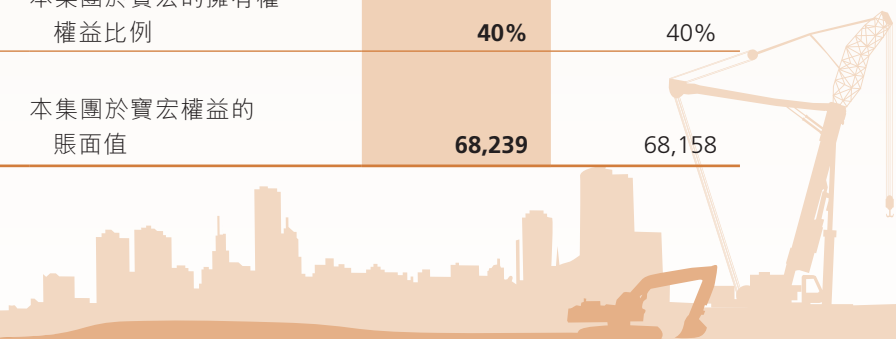
The summarised financial information prepared using HKFRS in respect of the associate of the Group is accounted for using equity method is set out below:

|  |               | 2022<br>HK\$'000<br>港幣千元  | 2021<br>HK\$'000<br>港幣千元  |
|--|---------------|---|---|
| Current assets                                       | 流動資產          | 31,338  | 76,939  |
| Non-current assets                                   | 非流動資產         | 186,328   | 314,874   |
| Current liabilities                                  | 流動負債          | (28,546)  | (24,374)  |
| Non-current liabilities                              | 非流動負債         | (18,522)  | (197,043)   |
|  |               | <b>Year ended<br/>31 March 2022<br/>截至<br/>2022年3月31日<br/>止年度<br/>HK\$'000<br/>港幣千元</b> | <b>Year ended<br/>31 March 2021<br/>截至<br/>2021年3月31日<br/>止年度<br/>HK\$'000<br/>港幣千元</b> |
| Revenue  | 收益            | 164,190   | 482,073   |
| Profit for the year                                  | 年內溢利          | 8,935   | 47,561  |
| Other comprehensive (expense)<br>income for the year | 本年度其他全面(開支)收益 | (8,732)   | 17,205  |
| Total comprehensive (expense)<br>income for the year | 本年度全面(開支)收益總額 | 203   | 64,766  |

The reconciliation of the summarised financial information presented above to the carrying amount of the interest in the associate is set out below:

上述呈列之財務資料概要與於聯營公司之權益賬面值的對賬載列如下：

|   |                    | 2022<br>HK\$'000<br>港幣千元 | 2021<br>HK\$'000<br>港幣千元 |
|---|--------------------|--------------------------|--------------------------|
| Net assets of the associate                                     | 聯營公司之資產淨值          | 170,598                  | 170,396                  |
| Proportion of the Group's ownership<br>interest in Perfect View | 本集團於寶宏的擁有權<br>權益比例 | 40%                      | 40%                      |
| Carrying amount of the Group's<br>interest in Perfect View      | 本集團於寶宏權益的<br>賬面值   | 68,239                   | 68,158                   |





## Notes to the Consolidated Financial Statements

### 綜合財務報表附註

For the year ended 31 March 2022 截至2022年3月31日止年度

#### 20. INTEREST IN AN ASSOCIATE (continued)

As at 31 March 2022, the directors performed an impairment assessment of the interest in Perfect View and determined that it is not impaired based on the estimated recoverable amount with reference to a value-in-use calculation of Perfect View. That calculation used cash flow projections based on estimated future cash flows expected to be generated by the associate and applied a discount rate at 10.53% (2021: 9.71%) per annum. The key assumptions for the value-in-use calculation related to the estimation of cash flow included gross margin and discount rate. Gross margin represents budgeted gross margin, which is based on past performance and the management's expectation for the market development. The discount rate used is a pre-tax rate that reflects current market assessments of the risks specific to the relevant industry. Management believes that any reasonably possible change in any these assumptions would not cause the carrying amount of the interest in Perfect View to exceed its recoverable amount. During the years ended 31 March 2022 and 2021, no impairment loss was recognised.

#### 21. INTERESTS IN JOINT OPERATIONS

As at 31 March 2022, the Group had interest in the following joint operations:

| Name of entity<br>實體名稱 | Form of entity<br>實體形式 | Country of registration<br>註冊國家 | Principal place of operation<br>主要營運地點 | Class of shares held<br>所持股份類別 | Proportion of participating shares held by the Group<br>本集團持有之參與股份比例 |                                | Proportion of voting power held<br>持有投票權比例 |                                | Principal activity<br>主要業務 |
|------------------------|------------------------|---------------------------------|--|--------------------------------|--|--------------------------------|--|--------------------------------|----------------------------|
|                        |                        |                                 |  |                                | 2022   | 2021                           | 2022                                       | 2021                           |                            |
| Yee Hop-Amain JV       | Unincorporated<br>非法團  | Hong Kong<br>香港                 | Hong Kong<br>香港                        | n/a<br>不適用                     | 70%  | n/a (Note i)<br>不適用<br>(附註i)   | 66.67%                                     | n/a (Note i)<br>不適用<br>(附註i)   | Construction<br>建築         |
| Amain-CW Yee Hop JV    | Unincorporated<br>非法團  | Hong Kong<br>香港                 | Hong Kong<br>香港                        | n/a<br>不適用                     | 2%   | n/a (Note ii)<br>不適用<br>(附註ii) | 50%  | n/a (Note ii)<br>不適用<br>(附註ii) | Construction<br>建築         |

Notes:

- The entity is incorporated on 4 November 2021.
- The entity is incorporated on 25 October 2021.

#### 20. 於一間聯營公司之權益 (續)

於2022年3月31日，董事對寶宏權益進行減值評估，並釐定其並未參考寶宏使用價值計算根據估計可收回金額進行減值。該計算使用的現金流預測是基於該聯營公司預計產生的估計未來現金流，並採用貼現年利率10.53%（2021年：9.71%）。與現金流量估計有關的使用價值計算的主要假設包括毛利率及貼現率。毛利率指預算毛利率，其乃基於過往業績及管理層對市場發展的期望。所使用的貼現率是稅前利率，反映當前市場對相關行業特定風險的評估。管理層認為任何該等假設的任何合理可能變動均不會導致於寶宏權益的賬面值超過其可收回金額。截至2022年及2021年3月31日止年度，概無確認減值虧損。

#### 21. 於合營業務之權益

於2022年3月31日，本集團於下列合營業務擁有權益：

附註：

- 該實體於2021年11月4日註冊成立。
- 該實體於2021年10月25日註冊成立。

## Notes to the Consolidated Financial Statements

### 綜合財務報表附註

For the year ended 31 March 2022 截至2022年3月31日止年度

## 22. BIOLOGICAL ASSETS

### Nature of the Group's agricultural activities

The biological assets of the Group are live aquatic products at various stages of development, including fish seedlings, fishes, crab seedlings, crabs, shrimp seedlings and shrimps, which are classified as current assets. Biological assets also include breeding stock, which are used to produce future live fishes, crabs and shrimps and classified as non-current assets of the Group. The quantity of live fishes, crabs, shrimps and breeding stock owned by the Group at the end of the reporting period are as follows:

|                |     | As at<br>31 March 2022<br>於2022年3月31日<br>Kg<br>千克 | As at<br>31 March 2021<br>於2021年3月31日<br>Kg<br>千克 |
|----------------|-----|---|---|
| Live fishes    | 生鮮魚 | –   | 148,064   |
| Breeding stock | 良種畜 | –   | 60,405  |
|                |     | –   | 208,469   |
| Live crabs     | 生鮮蟹 | –   | 1,041   |
| Live shrimps   | 生鮮蝦 | –   | 869   |

The Group is exposed to risks arising from environmental and climatic changes, commodity prices and financing risks. The Group diversified the geographical location of farms to mitigate the adverse climatic conditions such as droughts and floods. The Group established effective internal control procedures and policies to comply with environmental regulations and relevant laws. The biological assets were disposed of through the Disposal as set out in note 43(a).

## 22. 生物資產

### 本集團農業活動的性質

本集團的生物資產指分類為流動資產之於發展各階段的生鮮水產，包括魚幼苗、魚、蟹苗、蟹、蝦苗及蝦。生物資產亦包括良種畜，乃用於培育生鮮魚蟹蝦並分類為本集團的非流動資產。本集團於報告期末擁有的生鮮魚蟹蝦及良種畜的數量如下：

本集團面臨環境及氣候變化所產生的風險、商品價格及財務風險。本集團分散農場的地理位置，以弱化旱澇災害等不利氣候條件。本集團設立有效內部控制程序及政策以符合環境規例及相關法律。生物資產已通過附註43(a)所載的出售事項而出售。



## Notes to the Consolidated Financial Statements

### 綜合財務報表附註

For the year ended 31 March 2022 截至2022年3月31日止年度

#### 22. BIOLOGICAL ASSETS (continued)

##### Carrying value of the Group's biological assets

#### 22. 生物資產(續)

##### 本集團生物資產的賬面值

|  |             | 2022<br>HK\$'000<br>港幣千元 | 2021<br>HK\$'000<br>港幣千元 |
|--|-------------|--------------------------|--------------------------|
| At the beginning of the financial year     | 於財政年度初      | 11,406                   | 20,722                   |
| Increase due to purchase and breeding      | 購買及餵食造成的增加  | 11,680                   | 8,211                    |
| Changes in fair value                      | 公平值變動       | (5,989)                  | 8,623                    |
| Decrease due to death or defects           | 毀壞或瑕疵品造成的減少 | (3,055)                  | (9,170)                  |
| Decrease due to sale                       | 銷售造成的減少     | (4,468)                  | (18,359)                 |
| Disposals through disposal of subsidiaries | 透過出售附屬公司而出售 | (9,574)                  | -                        |
| Exchange realignment                       | 匯兌調整        | -                        | 1,379                    |
| At the end of the financial year           | 於財政年度末      | -                        | 11,406                   |

#### Analysed for reporting purpose

#### 就報告用途所作分析

|                       |        | As at<br>31 March 2022<br>於2022年3月31日<br>HK\$'000<br>港幣千元 | As at<br>31 March 2021<br>於2021年3月31日<br>HK\$'000<br>港幣千元 |
|-----------------------|--------|---|---|
| Live fishes           | 生鮮魚    | -   | 11,236  |
| Live crabs            | 生鮮蟹    | -   | 148   |
| Live shrimps          | 生鮮蝦    | -   | 22  |
| Less: current portion | 減：流動部分 | -   | 11,406<br>(5,295)   |
| Non-current portion   | 非流動部分  | -   | 6,111   |

## Notes to the Consolidated Financial Statements

### 綜合財務報表附註

For the year ended 31 March 2022 截至2022年3月31日止年度

#### 22. BIOLOGICAL ASSETS (continued)

##### Fair value measurement

The Group's biological assets were valued by Shenzhen Zhongkehua Capital Rating Co., Limited ("Shenzhen Zhongkehua"), independent qualified professional valuers not connected with the Group. The address of Shenzhen Zhongkehua is Tiangong Security Market 9CF029, Niulanqian Industrial Building, Longsheng West Road, Longhua District, Shenzhen, China. The fair value less costs to sell of biological assets are determined with reference to the market-determined prices of items with similar age, breed and genetic merit.

Changes in fair value less costs to sell of biological assets include changes in the fair value of the aquatic products at 28 January 2022 and 31 March 2021.

##### Key assumptions and inputs

The major significant unobservable inputs to the valuation of the biological assets include estimated market price and breeding costs.

Set forth below are the valuation techniques, key assumptions and inputs adopted in the valuation process to determine the fair values of the Group's biological assets as at 31 March 2021.

#### 22. 生物資產(續)

##### 公平值計量

本集團生產資產由 Shenzhen Zhongkehua Capital Rating Co., Limited (「Shenzhen Zhongkehua」) 估值，其為與本集團概無關連的獨立合資格專業估值師。Shenzhen Zhongkehua 的地址為中國深圳龍華區龍勝西路牛欄前工業大廈天宮安防市場9CF029。生物資產的公平值減出售成本乃參考年齡、品種及遺傳優點相近的貨品的市場定價釐定。

生物資產的公平值減出售成本變動包括於2022年1月28日及2021年3月31日水產的公平值變動。

##### 主要假設及輸入數據

生物資產估值的主要重大不可觀察輸入數據包括估計市場價格及養殖成本。

下文列載估值過程中採納的估值技術、主要假設及輸入數據，以釐定於2021年3月31日本集團生物資產的公平值：

|                                      |                | As at 31<br>March 2022<br>於2022年<br>3月31日<br>HK\$<br>港幣元 | As at 28<br>January 2022<br>於2022年<br>1月28日<br>HK\$<br>港幣元 | As at 31<br>March 2021<br>於2021年<br>3月31日<br>HK\$<br>港幣元 |
|--------------------------------------|----------------|--|--|--|
| Live fishes:<br>Per kg market price  | 生鮮魚：<br>每千克市場價 | n/a (note i)<br>不適用(附註i)                                 | 22 to 142<br>22至142  | 21 to 178<br>21至178                                      |
| Live crabs:<br>Per kg market price   | 生鮮蟹：<br>每千克市場價 | n/a (note i)<br>不適用(附註i)                                 | n/a<br>不適用   | 142  |
| Live shrimps:<br>Per kg market price | 生鮮蝦：<br>每千克市場價 | n/a (note i)<br>不適用(附註i)                                 | n/a<br>不適用   | 26   |



## Notes to the Consolidated Financial Statements

### 綜合財務報表附註

For the year ended 31 March 2022 截至2022年3月31日止年度

#### 22. BIOLOGICAL ASSETS (continued)

##### Key assumptions and inputs (continued)

Note:

- i. During the year ended 31 March 2022, such biological assets were disposed of through the Disposal (note 43(a)).

A significant increase/decrease in the estimated market price and the estimated production volume in isolation would result in a significant increase/decrease in the fair value of the biological assets.

The fair values of the Group's biological assets at 31 March 2021 are grouped into Level 2 of fair value measurement. There were no transfers between any levels of fair value hierarchy during the year.

Valuation techniques and inputs used in Level 2 fair value measurements of biological assets:

The fair values of fishes, crabs and shrimps are determined using market comparison approach by reference to recent sales price of comparable aquatic products using market data which is publicly available.

There has been no change from the valuation technique used during the years ended 31 March 2021. In estimating the fair value of the biological assets, the highest and best use of the biological assets is their current use.

#### 22. 生物資產(續)

##### 主要假設及輸入數據(續)

附註：

- i. 於截至2022年3月31日止年度，此等生物資產已通過出售事項(附註43(a))而出售。

單獨而言，估計市價及估計產量大幅上升/下降會導致生物資產公平值大幅上升/下降。

本集團的生物資產於2021年3月31日的公平值分類為第二級公平值計量。於年內，任何公平值層級之間概無轉移。

生物資產第二級公平值計量使用的估值技術及輸入數據：

魚、蟹及蝦的公平值乃使用市場比較法釐定，當中參考從公開可得市場數據得出的可比較水產的近期售價。

截至2021年3月31日止年度使用的估值技術概無變動。估計生物資產的公平值時，生物資產的最高及最佳用途為其當前用途。

## Notes to the Consolidated Financial Statements

### 綜合財務報表附註

For the year ended 31 March 2022 截至2022年3月31日止年度

#### 23. FINANCIAL ASSET AT FAIR VALUE THROUGH PROFIT OR LOSS

|  | 2022<br>HK\$'000<br>港幣千元 | 2021<br>HK\$'000<br>港幣千元 |
|--|--------------------------|--------------------------|
| Unlisted equity investment in the PRC 於中國未上市股權投資 | –                        | 993                      |

As at 31 March 2021, the above unlisted equity investment represents investment in 0.19% unlisted equity interest in a private entity incorporated in the PRC. The investment is measured at fair value using market approach based on a valuation carried out by Graval Consulting Limited, independent qualified professional valuer not connected with the Group. The above unlisted equity investment of approximately HK\$1,026,000 was disposed of through the Disposal as set out in note 43(a).

#### 23. 按公平值計入損益的金融資產

於2021年3月31日，上述非上市股本投資指於一間在中國註冊成立的私人實體0.19% 非上市股權的投資。該投資使用市場法按公平值計量，且基於與本集團概無關連的獨立合資格專業估值師博浩企業顧問有限公司所進行的估值。上述約港幣1,026,000元的非上市股本投資已通過附註43(a)所載的出售事項而出售。

#### 24. OTHER NON-CURRENT ASSETS/OTHER CURRENT ASSETS

##### Other non-current assets

|                      | 2022<br>HK\$'000<br>港幣千元 | 2021<br>HK\$'000<br>港幣千元 |
|----------------------|--------------------------|--------------------------|
| Club debenture 俱樂部債券 | 460                      | 460                      |

##### Other current assets

|                         | 2022<br>HK\$'000<br>港幣千元 | 2021<br>HK\$'000<br>港幣千元 |
|-------------------------|--------------------------|--------------------------|
| Zero coupon bonds 零票息債券 | –                        | 43,927                   |

As at 31 March 2021, the zero coupon bonds represented two bonds issued by Windmill Street Development Limited (“Windmill”), an indirectly held associate of the Company, with carrying amounts of approximately HK\$43,927,000 (equivalent to principal amounts, imputed interests and overdue interests of GBP3,673,000, GBP345,000 and GBP99,000 respectively) for financing the development costs for the property to be developed by the associate.

#### 24. 其他非流動資產／其他流動資產

##### 其他非流動資產

##### 其他流動資產

於2021年3月31日，零票息債券指由本公司間接持有的聯營公司 Windmill Street Development Limited (「Windmill」) 發行的兩份債券，賬面值約為港幣43,927,000元（相當於本金額、估算利息及逾期利息分別為3,673,000英鎊、345,000英鎊及99,000英鎊），用於為聯營公司擬開發物業的開發成本提供資金。



## Notes to the Consolidated Financial Statements

### 綜合財務報表附註

For the year ended 31 March 2022 截至2022年3月31日止年度

#### 24. OTHER NON-CURRENT ASSETS/OTHER CURRENT ASSETS (continued)

The zero coupon bonds carried effective interest rates ranging from 7.66% to 11.55% per annum and was redeemable at specified redemption price from 31 May 2020 until 31 December 2020 pursuant to the bond agreements. Pursuant to the bond agreements, if Windmill had not repaid the bond on the last redemption date (i.e. 31 December 2020), interests shall accrue on the any sum due and payable but unpaid by Windmill under the bond agreement from 1 January 2021 up to the date of actual payment at the rate of 10% per annum compounded monthly. As at 31 March 2021, the above two bonds were not redeemed by Windmill on the last redemption date and was carried at 10% additional interests per annum compounded monthly. During the 31 March 2022, the two zero coupon bonds and the associated interest receivable of approximately HK\$44,452,000 in aggregate was redeemed and fully repaid by Windmill.

The Group measures the loss allowance for zero coupon bonds at an amount equal to lifetime ECL-not credit impaired. No impairment loss was recognised during the years ended 31 March 2022 and 2021.

The club debenture represents club membership in a private club with indefinite useful life in Hong Kong and is measured at cost less impairment. The directors of the Company consider no impairment identified with reference to the second hand market price of the club debenture as at the end of the reporting period.

#### 24. 其他非流動資產／其他流動資產(續)

零票息債券按每年介乎7.66%至11.55%的實際利率計息，根據債券協議自2020年5月31日起直至2020年12月31日可按特定贖回價贖回。根據債券協議，倘Windmill於最後贖回日期(即2020年12月31日)仍未償還債券，則將Windmill於債券協議下到期及應付但未支付之任何款項自2021年1月1日起直至實際支付日期止按10%之年利率按月複息累計利息。於2021年3月31日，上述兩種債券於最後贖回日期未被Windmill贖回且按10%之額外年利率按月複息累計利息。於2022年3月31日，兩份零票息債券及相關應收利息合共約港幣44,452,000元由Windmill贖回並悉數償還。

本集團以相等於全期預期信貸虧損—未出現減值虧損的金額計量零票息債券的虧損撥備。截至2022年及2021年3月31日止年度並無確認減值虧損。

俱樂部債券指香港一間私人俱樂部的無限使用年期的俱樂部會籍並按成本減減值計量。本公司董事認為於報告期末，並無參考該俱樂部債券二手市場價格確認減值。

## Notes to the Consolidated Financial Statements

### 綜合財務報表附註

For the year ended 31 March 2022 截至2022年3月31日止年度

#### 25. DEFERRED TAX ASSETS (LIABILITIES)

The following is the analysis of the deferred tax assets (liabilities) for the financial reporting purposes:

|                          |        | 2022<br>HK\$'000<br>港幣千元 | 2021<br>HK\$'000<br>港幣千元 |
|--------------------------|--------|--------------------------|--------------------------|
| Deferred tax assets      | 遞延稅項資產 | 11                       | 806                      |
| Deferred tax liabilities | 遞延稅項負債 | (6,150)                  | (9,747)                  |
|                          |        | <b>(6,139)</b>           | <b>(8,941)</b>           |


The following are the major deferred tax assets (liabilities) recognised and movements thereon during the current and prior years:

|   |                          | Accelerated<br>tax<br>depreciation | Tax<br>Losses            | Revaluation of<br>property,<br>plant and<br>equipment | Goodwill and<br>intangible<br>assets arising<br>from<br>acquisition of<br>subsidiaries | Allowance for<br>impairment<br>loss of trade<br>receivables<br>and other<br>receivables | Others                 | Total                  |
|---|--------------------------|------------------------------------|--------------------------|---|--|---|------------------------|------------------------|
|   |                          | 加速稅項折舊<br>HK\$'000<br>港幣千元         | 稅項虧損<br>HK\$'000<br>港幣千元 | 重估物業、<br>機器及設備<br>HK\$'000<br>港幣千元                    | 收購附屬公司<br>產生的商譽及<br>無形資產<br>HK\$'000<br>港幣千元   | 貿易應收款項<br>及其他應收款項<br>減值虧損撥備<br>HK\$'000<br>港幣千元   | 其他<br>HK\$'000<br>港幣千元 | 總額<br>HK\$'000<br>港幣千元 |
| At 1 April 2020   | 於2020年4月1日               | (6,456)                            | 50                       | (1,850)   | (413)  | 687   | 173                    | (7,809)                |
| (Charged) credit to profit or loss<br>(note 8) (re-presented)               | (扣自)計入損益<br>(附註8)(重新呈列)  | (1,436)                            | -                        | -   | -  | -   | -                      | (1,436)                |
| Credit (charged) to profit or loss<br>in discontinued operation<br>(note 9) | 已終止業務的計入<br>(扣自)損益(附註9)  | -                                  | -                        | 243   | 133  | (18)  | (63)                   | 295                    |
| Exchange realignment  | 匯兌調整                     | -                                  | -                        | 28  | 4  | (24)  | 1                      | 9                      |
| At 31 March 2021  | 於2021年3月31日              | (7,892)                            | 50                       | (1,579)   | (276)  | 645   | 111                    | (8,941)                |
| Credit (charged) to profit or<br>loss (note 8)                              | 計入(扣自)損益<br>(附註8)        | 1,753                              | (50)                     | -   | -  | -   | -                      | 1,703                  |
| Credit (charged) to profit or loss<br>in discontinued operation<br>(note 9) | 已終止業務的計入<br>(扣自)損益(附註9)  | -                                  | -                        | 208   | 1,489  | 1,505   | (113)                  | 3,089                  |
| Eliminated through disposal of<br>subsidiaries (note 43(a))                 | 透過出售附屬公司而<br>抵銷(附註43(a)) | -                                  | -                        | 1,461   | (1,213)  | (2,237)   | -                      | (1,989)                |
| Exchange realignment  | 匯兌調整                     | -                                  | -                        | (90)  | -  | 87  | 2                      | (1)                    |
| At 31 March 2022  | 於2022年3月31日              | (6,139)                            | -                        | -   | -  | -   | -                      | (6,139)                |

#### 25. 遞延稅項資產(負債)

以下為遞延稅項資產(負債)的分析，以作財務報告用途：

於本年度及過往年度，已確認的主要遞延稅項資產(負債)及其變動如下：





## Notes to the Consolidated Financial Statements

## 綜合財務報表附註

For the year ended 31 March 2022 截至2022年3月31日止年度

## 25. DEFERRED TAX ASSETS (LIABILITIES)

(continued)

As at 31 March 2021, the Group has not recognised deferred tax assets for tax losses arising in the PRC of approximately HK\$93,187,000 (equivalent to RMB78,553,000) (2022: nil) due to the unpredictability of future profit streams that will expire after five years from the year of assessment to which they relate to. The tax losses of approximately HK\$93,187,000 will expire five years from the year of origination. As at 31 March 2021, tax losses of approximately HK\$21,499,000, HK\$2,586,000, HK\$22,083,000 and HK\$47,019,000 will expire in years ended 31 March 2022, 2023, 2024 and 2025 (equivalent to RMB18,123,000, RMB2,180,000, RMB18,615,000 and RMB39,636,000) (2022: nil). During the year ended 31 March 2022, such tax losses arising in the PRC has been disposed of through the Disposal (note 43(a)).

As at 31 March 2022, the Group has unused tax losses of approximately HK\$23,505,000 (2021: HK\$15,296,000) arising in other jurisdictions available for offset against future profits. No deferred tax asset has been recognised in respect of approximately HK\$23,505,000 (2021: HK\$15,296,000) due to the unpredictability of future profit streams. Included in the tax losses of approximately HK\$12,766,000 (2021: HK\$3,898,000) that will be expired after three years from the year of assessment to which they relate to, the remaining tax losses of approximately HK\$10,739,000 (2021: HK\$11,398,000) may be carried forward indefinitely.

Under the EIT Law, withholding tax is imposed on dividends declared in respect of profits earned by PRC subsidiaries from 1 January 2008 onwards. Deferred taxation has not been provided for in the consolidated financial statements in respect of temporary differences attributable to accumulated profits of the PRC subsidiaries amounting to approximately HK\$4,906,000 (equivalent to approximately RMB4,136,000) (2022: nil) as the Group is able to control the timing of the reversal of the temporary differences and it is probable that the temporary differences will not reverse in the foreseeable future. During the year ended 31 March 2022, such temporary differences attributable to accumulated profits of the PRC subsidiaries have been disposed of through the Disposal (note 43(a)).

## 25. 遞延稅項資產(負債)(續)

於2021年3月31日，本集團並未就於中國產生稅項虧損約港幣93,187,000元(相當於約人民幣78,553,000元)(2022年：無)確認遞延稅項資產，原因為與其相關的評稅年度起計五年後到期的未來溢利流的不可預測性。稅項虧損約港幣93,187,000元將於原產生年度起計五年屆滿。於2021年3月31日，稅項虧損約港幣21,499,000元、港幣2,586,000元、港幣22,083,000元及港幣47,019,000元(分別相當於人民幣18,123,000元、人民幣2,180,000元、人民幣18,615,000元及人民幣39,636,000元)將於2022年、2023年、2024年及2025年3月31日止年度屆滿。於截至2022年3月31日止年度，於中國產生的有關稅項虧損已透過出售事項而出售(附註43(a))。

於2022年3月31日，本集團有其他司法權區產生的未動用稅項虧損約港幣23,505,000元(2021年：港幣15,296,000元)可用於抵銷未來溢利。由於未來溢利流的不可預測性，概無就約港幣23,505,000元(2021年：港幣15,296,000元)確認遞延稅項資產。稅項虧損中約港幣12,766,000元(2021年：港幣3,898,000元)將在相關評稅年度起三年後到期，其餘稅項虧損約港幣10,739,000元(2021年：港幣11,398,000元)可無限期結轉。

根據企業所得稅法，自2008年1月1日起就中國附屬公司所賺取的溢利所宣派的股息徵收預扣稅。綜合財務報表並未就中國附屬公司累計溢利約港幣4,906,000元(相當於約人民幣4,136,000元)(2022年：無)引致之暫時差額作出遞延稅項撥備，概因本集團能夠控制撥回暫時差額之時間，而暫時差額可能不會於可預見將來撥回。於截至2022年3月31日止年度，中國附屬公司之累計溢利所應佔的該等暫時差額已透過出售事項而出售(附註43(a))。

## Notes to the Consolidated Financial Statements

### 綜合財務報表附註

For the year ended 31 March 2022 截至2022年3月31日止年度

#### 25. DEFERRED TAX ASSETS (LIABILITIES)

(continued)

At 31 March 2021, the Group had deductible differences of approximately HK\$5,862,000 (2022: nil). Deferred tax asset of approximately HK\$645,000 (2022: nil) had been recognised on temporary difference of approximately HK\$4,398,000 (2022: nil). No deferred tax asset has been recognised on the remaining deductible temporary difference of approximately HK\$1,392,000 (2022: nil) due to the unpredictability of future profit streams will be available against which the deductible temporary differences can be utilised. During the year ended 31 March 2022, such deductible temporary difference has been disposed of through the Disposal (note 43(a)).

#### 26. INVENTORIES

|                            |         | 2022<br>HK\$'000<br>港幣千元 | 2021<br>HK\$'000<br>港幣千元 |
|----------------------------|---------|--------------------------|--------------------------|
| Raw materials and supplies | 原材料及供應品 | –                        | 913                      |
| Finished goods             | 成品      | –                        | 29,345                   |
|                            |         | –                        | 30,258                   |

During the year ended 31 March 2022, the inventories were disposed of through the Disposal as set out in note 43.

#### 27. TRADE RECEIVABLES

|                                     |          | 2022<br>HK\$'000<br>港幣千元 | 2021<br>HK\$'000<br>港幣千元 |
|-------------------------------------|----------|--------------------------|--------------------------|
| Trade receivables                   | 貿易應收款項   | 100,896                  | 147,849                  |
| Less: allowance for impairment loss | 減：減值虧損撥備 | (2,117)                  | (5,191)                  |
|                                     |          | 98,779                   | 142,658                  |

At 1 April 2020, the carrying amount of trade receivables was approximately HK\$150,693,000.

The Group does not hold any collateral over these balances.

#### 25. 遞延稅項資產(負債)(續)

於2021年3月31日，本集團擁有可扣稅項差額約港幣5,862,000元（2022年：無）。遞延稅項資產約港幣645,000元（2022年：無）已確認暫時差額約港幣4,398,000元（2022年：無）。概無就剩餘可扣減暫時差額約港幣1,392,000元（2022年：無）確認遞延稅項資產，乃因可扣減暫時差額將可用於沖抵不可預測未來溢利來源所致。於截至2022年3月31日止年度，該等可扣減暫時差額已透過出售事項而出售（附註43(a)）。

#### 26. 存貨

於截至2022年3月31日止年度，存貨已透過附註43所載的出售事項而出售。

#### 27. 貿易應收款項

於2020年4月1日，貿易應收款項的賬面值約為港幣150,693,000元。

本集團概無就該等結餘持有任何抵押品。



## Notes to the Consolidated Financial Statements

### 綜合財務報表附註

For the year ended 31 March 2022 截至2022年3月31日止年度

#### 27. TRADE RECEIVABLES (continued)

For construction services, the Group does not have a standardised and universal credit period granted to its customers, and the credit period of individual customer is considered on a case-by-case basis and stipulated in the project contract, as appropriate. For “Breeding, sales and trading of aquatic products and related services”, the Group allows an average credit period ranging from 90 days to 180 days. The following is an aged analysis of trade receivables, presented based on the certified report or dates of delivery of goods which approximates revenue recognition date at the end of each reporting period, and net of impairment loss recognised:

|                 |          | 2022<br>HK\$'000<br>港幣千元 | 2021<br>HK\$'000<br>港幣千元 |
|-----------------|----------|--------------------------|--------------------------|
| 0 to 30 days    | 0至30日    | 33,423                   | 107,712                  |
| 31 to 60 days   | 31至60日   | 35,696                   | 28,506                   |
| 61 to 90 days   | 61至90日   | 12,845                   | 3,648                    |
| 91 to 180 days  | 91至180日  | 5,379                    | 647                      |
| 181 to 365 days | 181至365日 | –                        | 1,682                    |
| Over 365 days   | 365日以上   | 11,436                   | 463                      |
|                 |          | <b>98,779</b>            | 142,658                  |

During the year ended 31 March 2022, trade receivables related to Breeding, sales and trading of aquatic products and related services were disposed of through the Disposal as set out in note 43.

The Group measures the loss allowance for trade receivables at an amount equal to lifetime ECL. The expected credit losses on trade receivables are estimated by reference to past default experience of the debtor and an analysis of the debtor's current financial position, adjusted for factors that are specific to the debtors, general economic conditions of the industry in which the debtors operate and an assessment of both the current as well as the forecast direction of conditions at the reporting date.

#### 27. 貿易應收款項(續)

就建築服務而言，本集團概無標準及普遍的信貸期授予其顧客，個別客戶的信貸期被視為個別個案及於項目合約中規定(如適用)。就水產養殖、銷售及貿易以及相關服務而言，本集團允許介乎90日至180日的平均信貸期。根據與各報告期末收益確認日期相若的核證報告或交貨日期呈列的貿易應收款項的賬齡分析(扣除已確認的減值虧損)如下：

於截至2022年3月31日止年度，與水產養殖、銷售及貿易及相關服務有關的貿易應收款項已通過附註43所載的出售事項而出售。

本集團按相等於全期預期信貸虧損的金額計量貿易應收款項的虧損撥備。貿易應收款項的預期信貸虧損乃參考債務人的過往違約經驗及對債務人的現行財務狀況的分析進行估計，並就債務人的特定因素、債務人經營所在行業的整體經濟狀況及於報告日期對當前及預測狀況方向的評估作出調整。

## Notes to the Consolidated Financial Statements

### 綜合財務報表附註

For the year ended 31 March 2022 截至2022年3月31日止年度

#### 27. TRADE RECEIVABLES (continued)

As the Group's historical credit loss experience does not indicate significantly different loss patterns for different customer segments in the segments of "Foundation and other civil works", "Tunneling works" and "Breeding, sales and trading of aquatic products and related services", the loss allowance based on past due status is not further distinguished between the Group's different customer bases in the corresponding segments.

There has been no change in the estimation techniques or significant assumptions made during the current reporting period.

The Group recognised lifetime ECL for trade receivables based on individually significant customer or the ageing of customers collectively that are not individually significant by using a provision matrix.

#### 27. 貿易應收款項(續)

由於本集團的過往信貸虧損經驗並未就「地基及其他土木工程」、「隧道工程」及「水產養殖、銷售及貿易以及相關服務」不同客戶分部顯示重大不同虧損模式，基於逾期狀況的虧損撥備不會進一步於本集團相關分部的不同客戶群之間區分。

於本報告期間，估計技術或重要假設並無變化。

本集團根據個別重大客戶或非個別重大客戶之集合賬齡採用撥備矩陣確認貿易應收款項的全期預期信貸虧損。

| As at 31 March 2022                                  | 於2022年3月31日     | Weighted average expected loss rate<br>加權平均預期虧損率<br>% | Gross carrying amount<br>賬面總值<br>HK\$'000<br>港幣千元 | Loss allowance<br>虧損撥備<br>HK\$'000<br>港幣千元 | Net carrying amount<br>賬面淨值<br>HK\$'000<br>港幣千元 |
|--|-----------------|---|---|--|---|
| Current (not past due)                               | 即期(未逾期)         | 0.05%   | 81,781  | 37   | 81,744  |
| More than 6 months but less than 12 months past due  | 逾期超過6個月但少於12個月  | 63.6%   | 450   | 286  | 164   |
| More than 12 months but less than 24 months past due | 逾期超過12個月但少於24個月 | 100%  | 1,397   | 1,397                                      | -   |
| Individually assessed                                | 個別評估            | 2.30%   | 83,628<br>17,268                                  | 1,720<br>397                               | 81,908<br>16,871                                |
|  |                 |   | 100,896   | 2,117                                      | 98,779  |



## Notes to the Consolidated Financial Statements

### 綜合財務報表附註

For the year ended 31 March 2022 截至2022年3月31日止年度

#### 27. TRADE RECEIVABLES (continued)

#### 27. 貿易應收款項(續)

| As at 31 March 2021                                  | 於2021年3月31日         | Weighted<br>average<br>expected<br>loss rate<br>加權平均<br>預期虧損率<br>% | Gross<br>carrying<br>amount<br>賬面總值<br>HK\$'000<br>港幣千元 | Loss<br>allowance<br>虧損撥備<br>HK\$'000<br>港幣千元 | Net<br>carrying<br>amount<br>賬面淨值<br>HK\$'000<br>港幣千元 |
|--|---------------------|--|---|---|---|
| Current (not past due)                               | 即期(未逾期)             | 0.03%  | 140,158   | 39  | 140,119   |
| Less than 3 month past due                           | 逾期少於3個月             | 1.82%  | 379   | 7   | 372   |
| More than 3 months but less than 6 months past due   | 逾期超過3個月<br>但少於6個月   | 11.23%   | 316   | 35  | 281   |
| More than 6 months but less than 12 months past due  | 逾期超過6個月<br>但少於12個月  | 50.05%   | 3,776   | 1,890   | 1,886   |
| More than 12 months but less than 24 months past due | 逾期超過12個月<br>但少於24個月 | 100%   | 1,759   | 1,759   | -   |
| More than 24 months but less than 36 months past due | 逾期超過24個月<br>但少於36個月 | 100%   | 1,419   | 1,419   | -   |
| More than 36 months but less than 48 months past due | 逾期超過36個月<br>但少於48個月 | 100%   | 42  | 42  | -   |
|  |                     |  | 147,849   | 5,191   | 142,658   |

## Notes to the Consolidated Financial Statements

### 綜合財務報表附註

For the year ended 31 March 2022 截至2022年3月31日止年度

#### 27. TRADE RECEIVABLES (continued)

The movement in the allowance for impairment loss of trade receivables is set out below:

|   |                   | 2022<br>HK\$'000<br>港幣千元 | 2021<br>HK\$'000<br>港幣千元 |
|---|-------------------|--------------------------|--------------------------|
| 1 April   | 4月1日              | 5,191                    | 4,004                    |
| Allowance for impairment loss                         | 減值虧損撥備            | 10,795                   | 815                      |
| Eliminated through disposal of subsidiaries (note 43) | 透過出售附屬公司而抵銷(附註43) | (13,869)                 | -                        |
| Exchange realignment                                  | 匯兌調整              | -                        | 372                      |
| 31 March  | 3月31日             | 2,117                    | 5,191                    |

The following significant changes in the gross carrying amounts of trade receivables contributed to the loss allowance during the year ended 31 March 2022:

- increase in days more than 12 months but less than 24 months past due resulted in an increase in loss allowance of HK\$1,397,000; and
- eliminated of loss allowance amounted to approximately HK\$13,869,000 through the Disposal (note 43).

The Group writes off trade receivable when there is information indicating that the debtor is in severe financial difficulty and there is no realistic prospect of recovery, e.g. when the debtor has been placed under liquidation or has entered into bankruptcy proceedings, or when the trade receivables are over 2 years past due, whichever occurs earlier.

#### 27. 貿易應收款項(續)

貿易應收款項減值虧損撥備的變動載列如下：

|   |                   | 2022<br>HK\$'000<br>港幣千元 | 2021<br>HK\$'000<br>港幣千元 |
|---|-------------------|--------------------------|--------------------------|
| 1 April   | 4月1日              | 5,191                    | 4,004                    |
| Allowance for impairment loss                         | 減值虧損撥備            | 10,795                   | 815                      |
| Eliminated through disposal of subsidiaries (note 43) | 透過出售附屬公司而抵銷(附註43) | (13,869)                 | -                        |
| Exchange realignment                                  | 匯兌調整              | -                        | 372                      |
| 31 March  | 3月31日             | 2,117                    | 5,191                    |

於截至2022年3月31日止年度，貿易應收款項的總賬面金額的以下重大變化導致虧損撥備：

- 逾期超過12個月但少於24個月的天數增加，導致虧損撥備增加港幣1,397,000元；及
- 通過出售事項而抵銷的虧損撥備約為港幣13,869,000元(附註43)。

當有信息顯示債務人處於嚴重財務困境以及現實上將無法收回時，例如債務人被清盤或進入破產程序，或貿易應收款項逾期兩年以上時(以較早發生者為準)，本集團將撇銷貿易應收款項。



## Notes to the Consolidated Financial Statements

### 綜合財務報表附註

For the year ended 31 March 2022 截至2022年3月31日止年度

#### 28. LOAN AND INTEREST RECEIVABLE

|   | 2022<br>HK\$'000<br>港幣千元 | 2021<br>HK\$'000<br>港幣千元 |
|---|--------------------------|--------------------------|
| Fixed-rate loan and interest receivable 應收固定利率貸款及<br>應收利息 | 19,256                   | 11,312                   |
| Less: allowance for impairment loss 減：減值虧損撥備              | (835)                    | (559)                    |
|   | <b>18,421</b>            | <b>10,753</b>            |

As at 31 March 2022, included in the loan and interest receivable was principal amount and interest receivable of approximately HK\$18,000,000 (2021: HK\$11,104,000) and HK\$1,256,000 (2021: HK\$208,000) respectively from a related company, which was unsecured, carried fixed interest rate of 6.0% per annum and repayable three years from the date of drawdown of the loan.

The Group measured the loss allowance for loan and interest receivable at an amount equal to 12-month ECL. As at 31 March 2022 and 2021, in determining the expected credit losses for these assets on an individual basis, the directors of the Company have taken into account the financial position of the counterparty, considering various external sources of actual and forecast economic information, as appropriate, in estimating the probability of default of each of these financial assets occurring within their respective loss assessment time horizon, as well as the loss upon default in each case.

The movement in the allowance for impairment loss of loan and interest receivable is set out below:

|                               | 2022<br>HK\$'000<br>港幣千元 |
|-------------------------------|--------------------------|
| 1 April 2020 2020年4月1日        | —                        |
| Increase during the year 年內增加 | 559                      |
| 31 March 2021 2021年3月31日      | 559                      |
| Increase during the year 年內增加 | 276                      |
| 31 March 2022 2022年3月31日      | 835                      |

There has been no change in the estimation techniques or significant assumptions made during both years in assessing the loss allowance for loan and interest receivable.

#### 28. 應收貸款及應收利息

於2022年3月31日，應收貸款及應收利息包括應收一間關聯公司的本金及利息分別約港幣18,000,000元（2021年：港幣11,104,000元）及港幣1,256,000元（2021年：港幣208,000元），該筆款項為無抵押、年利率為6.0%、須自貸款提取日期起計三年償還。

本集團按相當於12個月預期信貸虧損的金額計量應收貸款及應收利息的虧損撥備。於2022年及2021年3月31日，於單獨確定此等資產的預期信貸虧損時，本公司董事計及交易對手方的財務狀況，考慮各種外部來源的實際及預測經濟信息（如適用），從而估計此等金融資產於各自虧損評估時間範圍內發生違約的概率，以及於各種情況的違約損失。

應收貸款及應收利息減值虧損撥備的變動載列如下：

於評估應收貸款及利息的虧損撥備時，此兩個年度內的估計技術或重要假設均無變化。

## Notes to the Consolidated Financial Statements

### 綜合財務報表附註

For the year ended 31 March 2022 截至2022年3月31日止年度

#### 29. CONTRACT ASSETS AND CONTRACT LIABILITIES

##### (a) Contract assets

|  |                    | 2022<br>HK\$'000<br>港幣千元 | 2021<br>HK\$'000<br>港幣千元 |
|--|--------------------|--------------------------|--------------------------|
| <b>Analysed as current:</b>                              | <b>分析為流動：</b>      |                          |                          |
| Retention receivables of construction contracts (note a) | 建築合約應收保固金 (附註a)    | 92,697                   | 86,239                   |
| Unbilled revenue of construction contracts (note b)      | 建築合約之未發票據之收益 (附註b) | 15,182                   | 29,134                   |
|  |                    | <b>107,879</b>           | <b>115,373</b>           |

Notes:

- (a) Retention receivables included in contract assets represent the Group's right to receive consideration for work performed because the rights are conditional on the satisfaction of the service quality by the customers over a certain period as stipulated in the contracts. The contract assets are transferred to the trade receivables when the rights become unconditional, which is typically at the expiry date of the period for the provision of assurance by the Group on the service quality of the construction work performed by the Group. The due dates for retention receivables are usually one to two years after the completion of construction work.
- (b) Unbilled revenue included in contract assets represents the Group's right to receive consideration for work completed but not yet billed because the rights are conditional upon the satisfaction by the customers on the construction work completed by the Group and the work is pending for the certification by the customers. The contract assets are transferred to the trade receivables when the rights become unconditional, which is typically at the time the Group obtains the certification of the completed construction work from the customers.

#### 29. 合約資產及合約負債

##### (a) 合約資產

附註：

- (a) 計入合約資產之應收保固金指本集團就已履約工程收取代價之權利，原因是相關權利須待客戶於合約規定一定期間內對服務質量表示滿意後方可作實。倘為相關權利不受條件限制（通常於本集團就本集團所實施建築工程的服務質量提供質保之期間屆滿日期），合約資產會轉移至貿易應收款項。應收保固金之到期日通常為建築工程完工後一至兩年。
- (b) 計入合約資產之未發票據之收益指本集團就已完成但尚未發票據之工程收取代價之權利，原因是相關權利須待客戶對本集團所完成建築工程表示滿意後方可作實且有相關工程須待客戶認可。倘為相關權利不受條件限制（屆時本集團通常已就所完成建築工程取得客戶認可），合約資產會轉移至貿易應收款項。





## Notes to the Consolidated Financial Statements

### 綜合財務報表附註

For the year ended 31 March 2022 截至2022年3月31日止年度

#### 29. CONTRACT ASSETS AND CONTRACT LIABILITIES (continued)

##### (a) Contract assets (continued)

Contract assets are included in current assets as the Group expects to realise these within its normal operating cycle.

The recovery or settlement for contract assets pursuant to the terms of contracts as at 31 March 2022 and 2021 is as follows:

|                 |      | 2022<br>HK\$'000<br>港幣千元 | 2021<br>HK\$'000<br>港幣千元 |
|-----------------|------|--------------------------|--------------------------|
| Within one year | 一年內  | 95,188                   | 107,725                  |
| Over one year   | 超過一年 | 12,691                   | 7,648                    |
|                 |      | <b>107,879</b>           | <b>115,373</b>           |

The Group measures the loss allowance for contract assets at an amount equal to lifetime ECL. At 31 March 2022 and 2021, the Group assessed the impact of loss allowance for impairment of contract assets was insignificant.

##### (b) Contract liabilities

|                                       |           | 2022<br>HK\$'000<br>港幣千元 | 2021<br>HK\$'000<br>港幣千元 |
|---------------------------------------|-----------|--------------------------|--------------------------|
| Sales of aquatic products<br>(note a) | 銷售水產(附註a) | -                        | 5,722                    |

Note:

- (a) Contract liabilities include advances received from customers before delivery of aquatic products.

#### 29. 合約資產及合約負債(續)

##### (a) 合約資產(續)

合約資產於流動資產內列賬，原因為本集團預期於正常營運週期內變現該等資產。

於2022年及2021年3月31日，合約資產根據合約條款的收回或結算如下：

本集團按相等於全期預期信貸虧損的金額計量合約資產虧損撥備。於2022年及2021年3月31日，本集團估計合約資產減值之虧損撥備的影響屬不重大。

##### (b) 合約負債

附註：

- (a) 合約負債包括於交付水產前收取客戶的預付款。

## Notes to the Consolidated Financial Statements

### 綜合財務報表附註

For the year ended 31 March 2022 截至2022年3月31日止年度

#### 29. CONTRACT ASSETS AND CONTRACT LIABILITIES (continued)

##### (b) Contract liabilities (continued)

Revenue recognised during the year ended 31 March 2022 that was included in the contract liabilities as at 1 April 2021 is approximately HK\$5,722,000 (1 April 2020: approximately HK\$21,206,000). There was no revenue recognised in the current year that related to performance obligations that were satisfied in a prior year.

During the year ended 31 March 2022, contract liabilities were disposed of through the Disposal as set out in note 43(a).

#### 29. 合約資產及合約負債(續)

##### (b) 合約負債(續)

於2021年4月1日，於合約負債內列賬之截至2022年3月31日止年度確認的收益為港幣5,722,000元(2020年4月1日：約港幣21,206,000元)。本年度並無確認有關於上一年度已達致的履約責任的收益。

於截至2022年3月31日止年度，合約負債已透過附註43(a)所載的出售事項而出售。

#### 30. DEPOSITS, PREPAYMENTS AND OTHER RECEIVABLES/PLEGGED DEPOSIT

##### Deposits, prepayments and other receivables

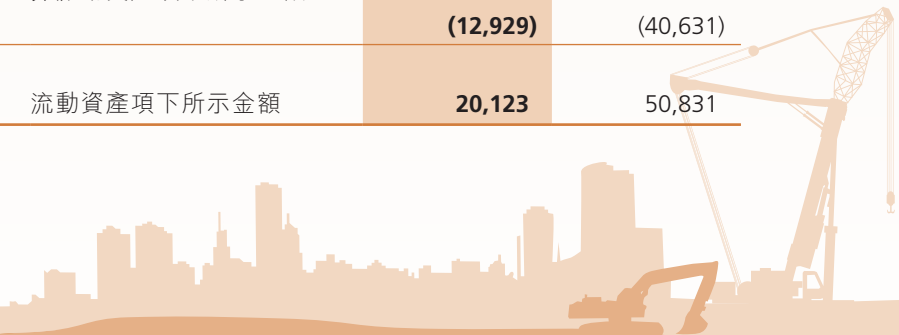
The following is an analysis of deposits, prepayments and other receivables at the end of each reporting period:

#### 30. 按金、預付款項及其他應收款項／已抵押存款

##### 按金、預付款項及其他應收款項

於各報告期末，按金、預付款項及其他應收款項的分析如下：

|   |             | 2022<br>HK\$'000<br>港幣千元 | 2021<br>HK\$'000<br>港幣千元 |
|---|-------------|--------------------------|--------------------------|
| Other receivables                                 | 其他應收款項      | 5,083                    | 11,438                   |
| Loss: allowance for impairment loss               | 減：減值虧損撥備    | (156)                    | (112)                    |
|   |             | <b>4,927</b>             | 11,326                   |
| Deposits  | 按金          | <b>10,361</b>            | 13,092                   |
| Long term deposit                                 | 長期按金        | <b>12,929</b>            | 7,118                    |
| Prepayments for suppliers                         | 供應商的預付款項    | <b>4,835</b>             | 26,413                   |
| Prepayment for acquisition of an intangible asset | 收購無形資產的預付款項 | –                        | 7,414                    |
| Prepayment for acquisition of a machinery         | 購買機械的預付款項   | –                        | 26,099                   |
|   |             | <b>33,052</b>            | 91,462                   |
| Amount shown under non-current assets             | 非流動資產項下所示金額 | <b>(12,929)</b>          | (40,631)                 |
| Amount shown under current assets                 | 流動資產項下所示金額  | <b>20,123</b>            | 50,831                   |



## Notes to the Consolidated Financial Statements

### 綜合財務報表附註

For the year ended 31 March 2022 截至2022年3月31日止年度

#### 30. DEPOSITS, PREPAYMENTS AND OTHER RECEIVABLES/PLEGGED DEPOSIT (continued)

##### Deposits, prepayments and other receivables (continued)

The Group measures the loss allowance for deposits and other receivables at an amount equal to 12-month ECL. There has been no change in the estimation technique or significant assumptions made during the current reporting period.

The movement in the allowance for impairment loss of deposits and other receivables is set out below:

|   |                    | 2022<br>HK\$'000<br>港幣千元 |
|---|--------------------|--------------------------|
| At 1 April 2020                                       | 於2020年4月1日         | –                        |
| Increase during the year                              | 年內增加               | 107                      |
| Exchange realignment                                  | 匯兌調整               | 5                        |
| At 31 March 2021                                      | 於2021年3月31日        | 112                      |
| Increase during the year                              | 年內增加               | 489                      |
| Eliminated through disposal of subsidiaries (note 43) | 透過出售附屬公司而抵銷 (附註43) | (445)                    |
| At 31 March 2022                                      | 於2022年3月31日        | 156                      |

At 31 March 2021, prepayments of approximately HK\$26,099,000 (equivalent to RMB22,000,000) (2022: nil) and HK\$7,414,000 (equivalent to RMB6,250,000) (2022: nil) was made to suppliers for acquisition of machineries and an intangible asset respectively.

##### Pledged deposit

Pledged deposit represents deposit pledged to borrower to secure facilities granted to the Group. Deposit amounting to approximately HK\$30,870,000 (31 March 2021: nil) have been pledged to secure long-term borrowing amounting to approximately HK\$30,870,000 (31 March 2021: nil) and are therefore classified as non-current assets. The pledged deposit carried fixed interest rate of 5.25% (31 March 2021: nil) per annum.

#### 30. 按金、預付款項及其他應收款項／已抵押存款(續)

##### 按金、預付款項及其他應收款項(續)

本集團按相等於12個月預期信貸虧損的金額計量按金及其他應收款項虧損撥備。於本報告期間，估計技術或重大假設並無變化。

按金及其他應收款項的減值虧損撥備的變動如下：

於2021年3月31日，分別就購置機械及無形資產向供應商作出預付款項約港幣26,099,000元(相當於人民幣22,000,000元)(2022年：無)及港幣7,414,000元(相當於人民幣6,250,000元)(2022年：無)。

##### 已抵押存款

已抵押存款是指抵押予借款人的存款，以讓本集團獲得融資。約港幣30,870,000元(2021年3月31日：無)的存款已作抵押以獲得約港幣30,870,000元(2021年3月31日：無)的長期借貸，因此分類為非流動資產。已抵押存款的固定年利率為5.25%(2021年3月31日：無)。

## Notes to the Consolidated Financial Statements

### 綜合財務報表附註

For the year ended 31 March 2022 截至2022年3月31日止年度

#### 31. BANK BALANCES AND CASH

Bank balances earned interest at floating rates based on daily bank deposit rates which range from 0.01% to 1.2% (2021: 0.01% to 1.2%) per annum.

#### 31. 銀行結餘及現金

銀行結餘根據每日銀行存款利率按浮動利率介乎年利率0.01%至1.2% (2021年: 0.01% 至1.2%) 賺取利息。

#### 32. TRADE AND RETENTION PAYABLES

The following is an analysis of trade and retention payables at the end of each reporting period:

#### 32. 貿易應付款項及應付保固金

於各報告期末，貿易應付款項及應付保固金的分析如下：

|                    |        | 2022<br>HK\$'000<br>港幣千元 | 2021<br>HK\$'000<br>港幣千元 |
|--------------------|--------|--------------------------|--------------------------|
| Trade payables     | 貿易應付款項 | 44,267                   | 110,215                  |
| Retention payables | 應付保固金  | 27,281                   | 27,612                   |
|                    |        | <b>71,548</b>            | <b>137,827</b>           |

The average credit period on purchases of goods is from 30 to 180 days (2021: 30 to 180 days). The Group has financial risk management policies in place to ensure that all payables are settled within the credit timeframe. The following is the aged analysis of trade payables presented based on the invoice date at the end of the reporting period:

採購貨品的平均信貸期為30至180日 (2021年: 30至180日)。本集團已制訂財務風險管理政策以確保所有應付款項於信貸期限內結清。於報告期末，貿易應付款項按發票日期計算的賬齡分析如下：

|                 |          | 2022<br>HK\$'000<br>港幣千元 | 2021<br>HK\$'000<br>港幣千元 |
|-----------------|----------|--------------------------|--------------------------|
| 0 to 90 days    | 0至90日    | 43,565                   | 92,157                   |
| 91 to 180 days  | 91至180日  | 72                       | 8,303                    |
| 181 to 365 days | 181至365日 | 538                      | 4,277                    |
| Over 365 days   | 365日以上   | 92                       | 5,478                    |
|                 |          | <b>44,267</b>            | <b>110,215</b>           |



## Notes to the Consolidated Financial Statements

### 綜合財務報表附註

For the year ended 31 March 2022 截至2022年3月31日止年度

### 33. ACCRUALS AND OTHER PAYABLES

|                           |               | 2022<br>HK\$'000<br>港幣千元 | 2021<br>HK\$'000<br>港幣千元 |
|---------------------------|---------------|--------------------------|--------------------------|
| Accruals                  | 應計費用          | 14,874                   | 24,224                   |
| Other payables (Note (a)) | 其他應付款項(附註(a)) | 10,138                   | 12,013                   |
|                           |               | <b>25,012</b>            | <b>36,237</b>            |

Note:

- a) As at 31 March 2022, included in other payable of approximately HK\$8,897,000 (2021: HK\$7,591,000) is payable to a director of a subsidiary of the Company, which is unsecured, non-interest bearing and repayable on demand.

### 33. 應計費用及其他應付款項

附註：

- a) 於2022年3月31日，約港幣8,897,000元（2021年：港幣7,591,000元）的其他應付款項包括無抵押、不計息及須按要求償還的應付本公司一間附屬公司之一名董事的款項。

### 34. BANK AND OTHER BORROWINGS

|  |                   | 2022<br>HK\$'000<br>港幣千元 | 2021<br>HK\$'000<br>港幣千元 |
|--|-------------------|--------------------------|--------------------------|
| Bank borrowings, guaranteed (note (i))   | 銀行借貸，已擔保(附註(i))   | 27,950                   | 133,682                  |
| Bank borrowing, unsecured (note (i))     | 銀行借貸，無抵押(附註(i))   | -                        | 1,186                    |
| Total bank borrowings                    | 銀行借貸總額            | <b>27,950</b>            | <b>134,868</b>           |
| Other borrowings, guaranteed (note (ii)) | 其他借貸，已擔保(附註(ii))  | 30,870                   | 12,335                   |
| Other borrowings, unsecured (note (iii)) | 其他借貸，無抵押(附註(iii)) | -                        | 6,628                    |
| Total other borrowings                   | 其他借貸總額            | <b>30,870</b>            | <b>18,963</b>            |
|  |                   | <b>58,820</b>            | <b>153,831</b>           |

### 34. 銀行及其他借貸

## Notes to the Consolidated Financial Statements

### 綜合財務報表附註

For the year ended 31 March 2022 截至2022年3月31日止年度

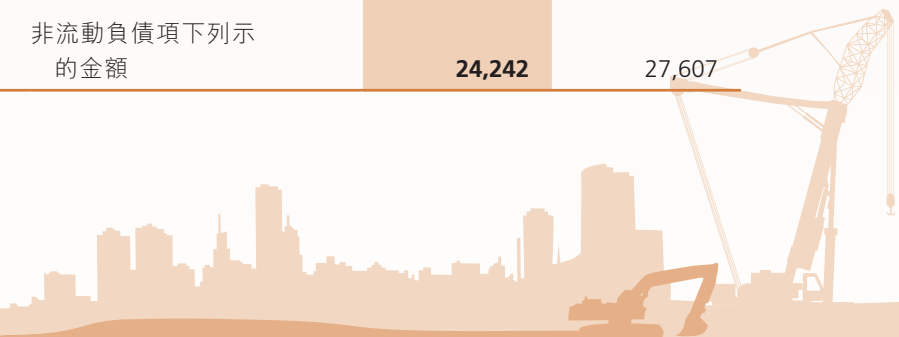
#### 34. BANK AND OTHER BORROWINGS (continued)

Based on the scheduled repayment dates set out in the loan agreements and ignore the effect of any repayment on demand clause as follows:

#### 34. 銀行及其他借貸(續)

根據貸款協議所載的預定還款日期，並忽略以下任何按要求償還條款的影響：

|  |                                       | 2022<br>HK\$'000<br>港幣千元 | 2021<br>HK\$'000<br>港幣千元 |
|--|---------------------------------------|--------------------------|--------------------------|
| Within 1 year  | 一年內                                   | 21,818                   | 97,263                   |
| Between 1 and 2 years  | 一至兩年                                  | 28,662                   | 19,938                   |
| Between 2 and 5 years  | 二至五年                                  | 8,340                    | 36,630                   |
|  |                                       | <b>58,820</b>            | 153,831                  |
| Carrying amount of bank borrowings and other borrowings that are not repayable within one year from the end of the reporting period but contain a repayment on demand clause | 毋須於報告期末起一年內償還的銀行借貸及其他借貸賬面值，惟含有按要求償還條款 | <b>12,760</b>            | 28,961                   |
| Carrying amount of bank borrowings and other borrowings that are repayable within one year from the end of the reporting period and contain a repayment on demand clause     | 須於報告期末起計一年內償還及載有按要求償還條款的銀行借貸及其他借貸之賬面值 | <b>15,190</b>            | 48,105                   |
| Carrying amount repayable within one year and do not contain repayment on demand clause  | 一年內償還及不包含按要求償還條款的賬面值                  | <b>6,628</b>             | 49,158                   |
| Carrying amount that are not repayable within one year and do not contain repayment on demand clause   | 毋須於一年內償還及不包含按要求償還條款的賬面值               | <b>24,242</b>            | 27,607                   |
|  |                                       | <b>58,820</b>            | 153,831                  |
| Amounts shown under current liabilities  | 流動負債項下列示的金額                           | <b>(34,578)</b>          | (126,224)                |
| Amounts shown under non-current liabilities  | 非流動負債項下列示的金額                          | <b>24,242</b>            | 27,607                   |



## Notes to the Consolidated Financial Statements

### 綜合財務報表附註

For the year ended 31 March 2022 截至2022年3月31日止年度

#### 34. BANK AND OTHER BORROWINGS (continued)

Notes:

- (i) The bank borrowings of approximately HK\$27,950,000 (2021: HK\$77,066,000) were denominated in HK\$ carrying interest at variable-rate with an interest rate of 3-month Hong Kong Interbank Offered Rate (“HIBOR”) plus 2% to 2.75% (2021: 1.6% to 2.75%) per annum, guaranteed by the ultimate holding company and its subsidiaries.

As at 31 March 2021, the secured bank borrowings of HK\$28,003,000 (2022: nil) carried fixed interest rate of 4.35% to 8.64% (2022: nil) per annum and HK\$28,613,000 (2022: nil) carried floating interest rate of Loan Prime Rate (equivalent to approximately RMB23,605,000 and RMB24,120,000) (2022: nil and nil), guaranteed by the vice chairmen of the Group and the subsidiaries’ credit were used for oversea trading and daily operation respectively.

As at 31 March 2021, unsecured bank borrowing of approximately 2021: HK\$1,186,000 (equivalent to RMB1,000,000) (2022: nil) carried floating rate of Loan Prime Rate (“LPR”) plus 0.6% per annum.

- (ii) As at 31 March 2021, other borrowings of HK\$11,500,000 (2022: nil) and approximately HK\$835,000 (equivalent to RMB704,000) (2022: nil) are guaranteed by shareholders of a subsidiary of the Group and carried fixed interest rate of 10% and 5.88% per annum respectively.

As at 31 March 2022, other borrowings of HK\$30,870,000 (equivalent to RMB25,000,000) (31 March 2021: nil) are secured by deposit of approximately HK\$30,870,000 (equivalent to RMB25,000,000) and carried fixed interest rate of 8% (31 March 2021: nil) per annum.

- (iii) As at 31 March 2021, unsecured other borrowings of approximately HK\$6,628,000, (equivalent to RMB5,587,000) (2022: nil), carried fixed interest rate of 4.79% to 8% (2022: nil) per annum.

During the year ended 31 March 2022, the Group obtained new borrowings of approximately HK\$62,562,000 (2021: HK\$87,597,000). The proceeds were used to finance the Group’s operations.

#### 34. 銀行及其他借貸(續)

附註：

- (i) 約港幣27,950,000元(2021年：港幣77,066,000元)的銀行借貸以港幣計值，按三個月的香港銀行同業拆息(「香港銀行同業拆息」)加年利率2%至2.75%(2021年：1.6%至2.75%)的浮動利率計息，由最終控股公司及其附屬公司擔保。

於2021年3月31日，本集團副主席及附屬公司信貸所擔保的有抵押銀行借貸港幣28,003,000元(2022年：無)(按固定年利率4.35%至8.64%(2022年：無)計息)及港幣28,613,000元(2022年：無)(按貸款最優惠利率的浮動利率計息)(相當於約人民幣23,605,000元及人民幣24,120,000元)(2022年：(無及無))，分別用於海外交易及日常營運。

於2021年3月31日，無抵押銀行借貸約港幣1,186,000元(相當於人民幣1,000,000元)(2022年：無)按貸款最優惠利率(「貸款最優惠利率」)的浮動利率加年利率0.6%計息。

- (ii) 於2021年3月31日，其他借貸港幣11,500,000元(2022年：無)及約港幣835,000元(相當於人民幣704,000元)(2022年：無)由本集團一間附屬公司的股東擔保，並分別按固定年利率10%及5.88%計息。

於2022年3月31日，其他借貸港幣30,870,000元(相當於人民幣25,000,000元)(2021年3月31日：無)由約港幣30,870,000元(相當於人民幣25,000,000元)的存款作抵押，並按固定年利率8%(2021年3月31日：無)計息。

- (iii) 於2021年3月31日，其他無擔保借貸約港幣6,628,000元(相等於人民幣5,587,000元)(2022年：無)按固定年利率4.79%至8%(2022年：無)計息。

截至2022年3月31日止年度內，本集團獲得新借貸約港幣62,562,000元(2021年：港幣87,597,000元)。所得款項用作為本集團營運撥資。

## Notes to the Consolidated Financial Statements

### 綜合財務報表附註

For the year ended 31 March 2022 截至2022年3月31日止年度

#### 34. BANK AND OTHER BORROWINGS (continued)

As at 31 March 2022, the Group has the following undrawn borrowing facilities.

|   | 2022<br>HK\$'000<br>港幣千元 | 2021<br>HK\$'000<br>港幣千元 |
|---|--------------------------|--------------------------|
| Floating rate expiring within one year 一年內到期按浮動利率計息 | <b>172,241</b>           | 155,738                  |

As at 31 March 2022, the Group's banking borrowings with carrying amount of HK\$27,950,000 (2021: HK\$77,066,000) are subject to the fulfillment of covenants relating to certain of the Group's financial ratios. If the Group were to breach the covenants the drawn down facilities would become payable on demand. The Group regularly monitors its compliance with these covenants. Further details of the Group's management of liquidity risk are set out in note 40. As at 31 March 2022, none of the covenants relating to drawn down facilities had been breached (31 March 2021: nil)

#### 35. AMOUNT(S) DUE FROM (TO) JOINT OPERATIONS/A RELATED COMPANY

The amounts due from joint operations were trade nature, unsecured, non-interest bearing and repayable on demand. The Group allows an average credit period of 180 days to its joint operations.

The amount due to a related company was non-trade nature, unsecured, non-interest bearing and repayable on demand. The controlling shareholder of the Company, Mr. Jim Yin Kwan, Jackin, has beneficial and controlling interest in the related company.

The Group measures the loss allowance for amounts due from joint operations at an amount equal to 12-month ECL. The management considered that the amounts due from joint operations to be low credit risk and no recent history of default, and thus no impairment losses recognised during the year ended 31 March 2022.

#### 34. 銀行及其他借貸(續)

於2022年3月31日，本集團有以下未提取的借貸融資。

於2022年3月31日，本集團賬面金額為港幣27,950,000元（2021年：港幣77,066,000元）的銀行借貸須遵守與本集團若干財務比率有關的契諾規定。倘若本集團違反此等契諾，已提取的融資將變為須應要求償還。本集團定期監測其遵守此等契諾的情況。有關本集團管理流動資金風險的進一步詳情載於附註40。於2022年3月31日，與已提取貸款有關的契諾並無被違反（2021年3月31日：無）。

#### 35. 應收(付)合營業務/一間關連公司的款項

應收合營業務款項屬貿易性質、無抵押、不計息及按要求償還。本集團給予其合營業務180日的平均信貸期。

應付一間關連公司款項屬非貿易性質、無抵押、不計息及按要求償還。本公司控股股東詹燕群先生於關連公司擁有實益及控股權益。

本集團以相等於12個月預期信貸虧損的金額計量應收合營業務款項的虧損撥備。管理層認為，應收合營業務款項的信貸風險較低，且近期並無違約記錄，因此於截至2022年3月31日止年度內並無確認減值虧損。





## Notes to the Consolidated Financial Statements

### 綜合財務報表附註

For the year ended 31 March 2022 截至2022年3月31日止年度

#### 36. DEFERRED INCOME

#### 36. 遞延收入

|   |                        | HK\$'000<br>港幣千元 |
|---|------------------------|------------------|
| At 1 April 2020   | 於2020年4月1日             | 25,248           |
| Additions during the year                               | 年內添置                   | 2,103            |
| Credited to profit or loss                              | 計入損益                   | (4,575)          |
| Exchange realignment                                    | 匯兌調整                   | 2,070            |
| At 31 March 2021  | 於2021年3月31日            | 24,846           |
| Additions during the year                               | 年內添置                   | 5,042            |
| Credited to profit or loss                              | 計入損益                   | (4,978)          |
| Exchange realignment                                    | 匯兌調整                   | 856              |
| Disposals through disposal of subsidiaries (note 43(a)) | 透過出售事項而出售<br>(附註43(a)) | (25,766)         |
| At 31 March 2022  | 於2022年3月31日            | -                |

During the years ended 31 March 2022 and 2021, subsidiaries in the PRC received subsidies from the government of the PRC for financing research projects on aquatic products. Deferred income is credited to profit or loss (i) when the subsidiaries incurred expenditures and recognised them as expenses on these projects and (ii) on a systematic and rational basis over the useful lives of the assets related to the government subsidies received. During the year ended 31 March 2022, such deferred income was disposal of through the Disposal (note 43(a))

截至2022年及2021年3月31日止年度，中國附屬公司收到中國政府補貼撥資水產研究項目。遞延收入於以下情況時計入損益(i)於附屬公司產生開支並將其確認為該等項目的開支時；及(ii)於與所收取的政府補貼有關的資產的可使用年期內按系統及合理的基準入賬時。於截至2022年3月31日止年度，有關遞延收入已通過出售事項(附註43(a))而出售。

#### 37. LONG SERVICE PAYMENT OBLIGATIONS

Under the Hong Kong Employment Ordinance, the Group is obliged to make lump sum payments on cessation of employment in certain circumstances to certain employees who have completed at least five years of service with the Group. The amount payable is dependent on the employees' final salary and years of service, and is reduced by entitlements accrued under the Group's retirement plans that are attributable to contributions made by the Group. The Group does not set aside any assets to fund any remaining obligations.

#### 37. 長期服務金責任

根據香港僱傭條例，本集團須在若干情況下就終止僱用向為本集團完成至少五年服務的若干僱員支付一筆款項。應付款項視乎該等僱員的最後薪金及服務年期而定，並扣減按本集團退休計劃由本集團供款累算的享有權。本集團並無預留任何資產以為任何餘下責任提供資金。

## Notes to the Consolidated Financial Statements

### 綜合財務報表附註

For the year ended 31 March 2022 截至2022年3月31日止年度

#### 37. LONG SERVICE PAYMENT OBLIGATIONS

(continued)

Movement of present value of provision for long service payment obligations is as follows:

|                           |        | 2022<br>HK\$'000<br>港幣千元 | 2021<br>HK\$'000<br>港幣千元 |
|---------------------------|--------|--------------------------|--------------------------|
| At 1 April                | 於4月1日  | 583                      | 516                      |
| Charged to profit or loss | 自損益扣除  | 90                       | 67                       |
| At 31 March               | 於3月31日 | 673                      | 583                      |

Movement of present value of defined benefit obligations is as follows:

|                           |        | 2022<br>HK\$'000<br>港幣千元 | 2021<br>HK\$'000<br>港幣千元 |
|---------------------------|--------|--------------------------|--------------------------|
| At 1 April                | 於4月1日  | 583                      | 516                      |
| Charged to profit or loss | 自損益扣除  | 90                       | 67                       |
| At 31 March               | 於3月31日 | 673                      | 583                      |

The provision represents the management's best estimate of the Group's liability at the end of the reporting period. As at 31 March 2022 and 2021, the amount is calculated based on the principal assumptions stated as below:

|                       |       | 2022        | 2021        |
|-----------------------|-------|-------------|-------------|
| Salary inflation rate | 薪金增長率 | 5%          | 5%          |
| Discount rate         | 折現率   | 0.87%-2.09% | 0.09%-3.22% |

The most recent actuarial valuation of the present value of the defined benefit obligation was carried out as at 31 March 2022 and 2021 by Graval Consulting Limited. The present value of the defined benefit obligation of the Group was measured using the projected unit credit method.

#### 37. 長期服務金責任(續)

長期服務金責任的撥備現值變動如下：

|                           |        | 2022<br>HK\$'000<br>港幣千元 | 2021<br>HK\$'000<br>港幣千元 |
|---------------------------|--------|--------------------------|--------------------------|
| At 1 April                | 於4月1日  | 583                      | 516                      |
| Charged to profit or loss | 自損益扣除  | 90                       | 67                       |
| At 31 March               | 於3月31日 | 673                      | 583                      |

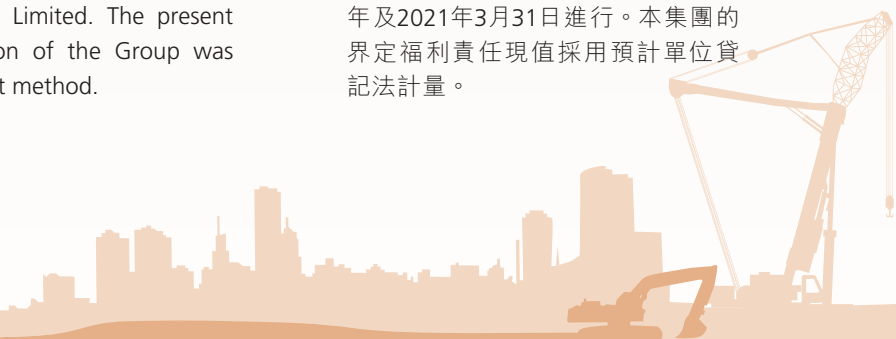
界定福利責任的現值變動如下：

|                           |        | 2022<br>HK\$'000<br>港幣千元 | 2021<br>HK\$'000<br>港幣千元 |
|---------------------------|--------|--------------------------|--------------------------|
| At 1 April                | 於4月1日  | 583                      | 516                      |
| Charged to profit or loss | 自損益扣除  | 90                       | 67                       |
| At 31 March               | 於3月31日 | 673                      | 583                      |

撥備指管理層於報告期末對本集團負債的最佳估計。於2022年及2021年3月31日，金額乃根據下述主要假設計算：

|                       |       | 2022        | 2021        |
|-----------------------|-------|-------------|-------------|
| Salary inflation rate | 薪金增長率 | 5%          | 5%          |
| Discount rate         | 折現率   | 0.87%-2.09% | 0.09%-3.22% |

界定福利責任現值的最近期精算估值由博浩企業顧問有限公司於2022年及2021年3月31日進行。本集團的界定福利責任現值採用預計單位貸記法計量。



## Notes to the Consolidated Financial Statements

### 綜合財務報表附註

For the year ended 31 March 2022 截至2022年3月31日止年度

### 38. SHARE CAPITAL

|  |                                 | Number of<br>shares<br>股份數目 | Share capital<br>股本<br>HK\$'000<br>港幣千元 |
|--|---------------------------------|-----------------------------|---|
| <b>Ordinary shares of HK\$0.01 each</b>    | <b>每股面值港幣0.01元的<br/>普通股</b>     |                             |   |
| <b>Authorised</b>                          | <b>法定</b>                       |                             |   |
| At 1 April 2020, 31 March 2021<br>and 2022 | 於2020年4月1日、2021年<br>及2022年3月31日 | 1,560,000,000               | 15,600                                  |
| <b>Issued and fully paid</b>               | <b>已發行及繳足</b>                   |                             |   |
| At 1 April 2020, 31 March 2021<br>and 2022 | 於2020年4月1日、2021年<br>及2022年3月31日 | 500,000,000                 | 5,000                                   |

### 39. CAPITAL RISK MANAGEMENT

The Group manages its capital to ensure that entities in the Group will be able to continue as a going concern while maximising the return to shareholders through the optimisation of the debt and equity balance. The Group's overall strategy remains unchanged from prior year.

The capital structure of the Group consists of bank and other borrowings disclosed in note 34, lease liabilities disclosed in note 16, bank balances and cash disclosed in note 31, and equity attributable to the owners of Company, comprising issued share capital and reserves.

The directors of the Company review the capital structure on a semi-annual basis. As part of this review, the directors of the Company consider the cost of capital and the risks associated with each class of capital. Based on the recommendations of the directors of the Company, the Group will balance its overall capital structure through the payment of dividends, new share issues and share buy-backs as well as the issue of new debt or the redemption of existing debt.

### 38. 股本

### 39. 資本風險管理

本集團管理資本，確保本集團的實體能夠持續經營，同時透過優化債務及股本結餘使股東的回報最大化。本集團的整體策略自去年起維持不變。

本集團的資本結構包括附註34所披露的銀行及其他借貸、附註16所披露的租賃負債、附註31所披露的銀行結餘及現金，以及本公司擁有人應佔權益（包括已發行股本及儲備）。

本公司董事每半年審閱資本架構。作為其審閱的一部分，本公司董事考慮資本成本及與各類資本相關的風險。根據本公司董事的建議，本集團將透過使用派付股息、發行新股份及回購股份以及發行新債務或贖回現有債務平衡其整體資本架構。

## Notes to the Consolidated Financial Statements

### 綜合財務報表附註

For the year ended 31 March 2022 截至2022年3月31日止年度

#### 40. FINANCIAL INSTRUMENTS

##### Categories of financial instruments

#### 40. 金融工具

##### 金融工具的分類

|  |                        | 2022<br>HK\$'000<br>港幣千元 | 2021<br>HK\$'000<br>港幣千元 |
|--|------------------------|--------------------------|--------------------------|
| <b>Financial assets</b>                              | <b>金融資產</b>            |                          |                          |
| At amortised cost (including bank balances and cash) | 以攤銷成本列示<br>(包括銀行結餘及現金) | <b>348,099</b>           | 407,778                  |
| At fair value through profit or loss                 | 按公平值計入損益               | –                        | 993                      |
| <b>Financial liabilities</b>                         | <b>金融負債</b>            |                          |                          |
| Financial liabilities stated at amortised cost       | 以攤銷成本列示的<br>金融負債       | <b>155,380</b>           | 337,742                  |

#### Financial risk management objectives and policies

The Group's major financial assets and liabilities include unlisted equity investment, loan to an associate included in interest in an associate, trade receivables, deposits and other receivables, loan and interest receivable, bank balances and cash, trade and retention payables, accruals and other payables, amount due to a related company and bank and other borrowings. Details of these financial instruments are disclosed in respective notes. The risks associated with these financial instruments included market risk (currency risk and interest rate risk), credit risk and liquidity risk. The policies on how to mitigate these risks are set out below. The management manages and monitors these exposures to ensure appropriate measures are implemented on a timely and effective manner.

#### Market risk

##### (i) Currency risk

Each individual group entity has its own functional currency. Foreign exchange risk to each individual group entity arises when future commercial transactions or recognised assets or liabilities are denominated in a currency that is not the entity's functional currency. The Group operates mainly in Hong Kong, the People's Republic of China (the "PRC") and the Philippines.

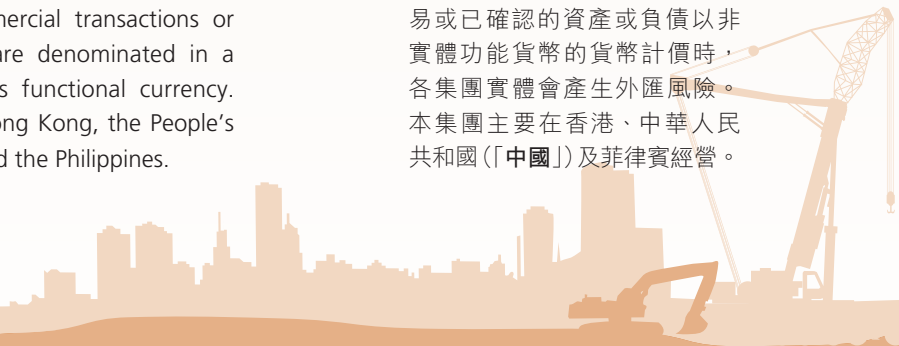
#### 財務風險管理目標及政策

本集團的主要金融資產及負債包括股本投資、向一間聯營公司提供的貸款(計入於一間聯營公司的權益)、貿易應收款項、按金及其他應收款項、應收貸款及應收利息、銀行結餘及現金、貿易應付款項及應付保固金、應計費用及其他應付款項、應付一間關聯公司款項以及銀行及其他借貸。該等金融工具的詳情於相關附註中披露。與該等金融工具有關的風險包括市場風險(貨幣風險及利率風險)、信貸風險及流動資金風險。如何減低該等風險的政策載於下文。管理層管理及監察該等所面臨的風險，以確保及時及以有效方法實行合適措施。

#### 市場風險

##### (i) 貨幣風險

每個單獨的集團實體均有自己的功能貨幣。當未來的商業交易或已確認的資產或負債以非實體功能貨幣的貨幣計價時，各集團實體會產生外匯風險。本集團主要在香港、中華人民共和國(「中國」)及菲律賓經營。



## Notes to the Consolidated Financial Statements

### 綜合財務報表附註

For the year ended 31 March 2022 截至2022年3月31日止年度

#### 40. FINANCIAL INSTRUMENTS (continued)

##### Financial risk management objectives and policies (continued)

##### Market risk (continued)

##### (i) Currency risk (continued)

The carrying amounts of the Group's foreign currency denominated monetary assets at the reporting date are as follows:

|      |     | Assets<br>資產             |                          |
|------|-----|--------------------------|--------------------------|
|      |     | 2022<br>HK\$'000<br>港幣千元 | 2021<br>HK\$'000<br>港幣千元 |
| US\$ | 美元  | –                        | 279                      |
| GBP  | 英鎊  | 12,391                   | 65,504                   |
| RMB  | 人民幣 | 895                      | 244                      |

The Group currently does not have a foreign currency hedging policy. However, management monitors foreign exchange exposure and will consider hedging significant foreign currency exposure should the need arise.

##### Sensitivity analysis

The Group is mainly exposed to US\$, GBP and RMB.

The following table details the Group's sensitivity to a 5% (2021: 5%) increase and decrease in HK\$ against the relevant foreign currencies. 5% (2021: 5%) is the sensitivity rate used when reporting foreign currency risk internally to key management personnel and represents management's assessment of the reasonably possible change in foreign exchange rates. The sensitivity analysis includes only outstanding foreign currency denominated monetary items, and adjusts their translation at the end of the reporting period for a 5% (2021: 5%) change in foreign currency rates.

A positive (negative) number below indicates an increase (a decrease) in post-tax profit where HK\$ strengthen 5% against the relevant currency. For a 5% weakening of HK\$ against the relevant currency, there would be an equal and opposite impact on the profit or loss.

#### 40. 金融工具(續)

##### 財務風險管理目標及政策(續)

##### 市場風險(續)

##### (i) 貨幣風險(續)

於報告日期，本集團以外幣計值的貨幣資產的賬面值如下：

本集團目前並無外幣對沖政策。然而，管理層會監控外匯風險，並會在需要時考慮對沖重大外幣風險。

##### 敏感度分析

本集團主要面臨美元、英鎊及人民幣及日圓風險。

下表詳列本集團就港幣兌相關外幣增加及減少5% (2021年：5%) 的敏感度。5% (2021年：5%) 乃內部向主要管理人員報告外幣風險時所使用的敏感度比率，指管理層對外匯匯率的合理可能變化之評估。敏感度分析僅包括未償還的外幣計值貨幣項目，並於報告期末就外幣匯率變化5% (2021年：5%) 調整其換算。

下方的正(負)數字表示港幣兌相關貨幣升值5%時除稅後溢利增加(減少)。如港幣兌相關貨幣貶值5%，則會對損益產生相等的相反影響。

## Notes to the Consolidated Financial Statements

### 綜合財務報表附註

For the year ended 31 March 2022 截至2022年3月31日止年度

#### 40. FINANCIAL INSTRUMENTS (continued)

##### Financial risk management objectives and policies (continued)

##### Market risk (continued)

- (i) Currency risk (continued)  
Sensitivity analysis (continued)

|                                   |                 | 2022<br>HK\$'000<br>港幣千元 | 2021<br>HK\$'000<br>港幣千元 |
|-----------------------------------|-----------------|--------------------------|--------------------------|
| Effect on post-tax profit<br>US\$ | 對除稅後溢利的影響<br>美元 | -                        | (12)                     |
| GBP                               | 英鎊              | (517)                    | (2,735)                  |
| RMB                               | 人民幣             | (37)                     | (10)                     |

- (ii) Interest rate risk

The Group is exposed to fair value interest rate risk in relation to fixed-rate lease liabilities, pledged deposits and bank borrowings (see notes 16, 30 and 34 for details). The Group currently does not have an interest rate hedging policy. However, the management monitors interest rate exposure and will consider other necessary action when significant interest rate exposure is anticipated.

The Group is also exposed to cash flow interest rate risk in relation to bank balances and variable-rate bank borrowing (see notes 31 and 34 respectively). It is the Group's policy to keep its borrowing at floating rate of interests so as to minimise the fair value interest rate risk.

The Group's exposures to interest rates on financial liabilities are detailed in the liquidity risk management section of this note. The Group's cash flow interest rate risk is mainly concentrated on the fluctuation of Hong Kong Interbank Offered Rate ("HIBOR").

#### 40. 金融工具(續)

##### 財務風險管理目標及政策(續)

##### 市場風險(續)

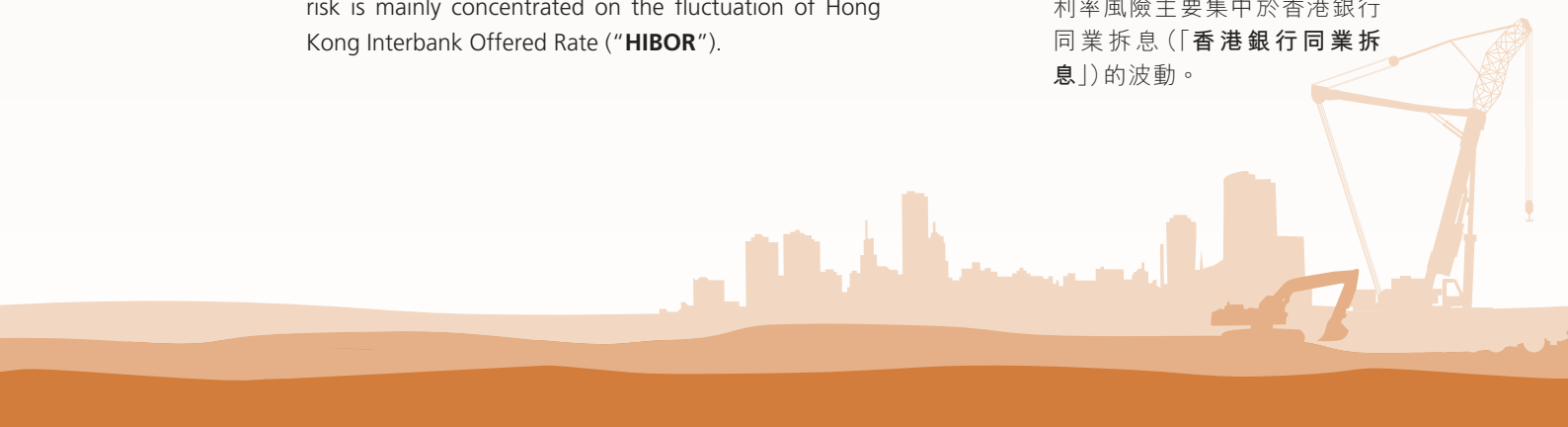
- (i) 貨幣風險(續)  
敏感度分析(續)

- (ii) 利率風險

本集團面對有關定息租賃負債、已抵押存款及銀行借貸(詳情見附註16、30及34)的公平值利率風險。本集團目前並無利率對沖政策。然而,管理層監控利率風險,並將於預料出現重大利率風險時考慮其他必要舉措。

本集團亦面臨有關銀行結餘及浮息銀行借貸的現金流量利率風險(分別見附註31及34)。本集團的政策乃保持浮息借貸,盡量降低公平值利率風險。

本集團面臨的金融負債利率風險詳述於本附註流動資金風險管理一節。本集團的現金流量利率風險主要集中於香港銀行同業拆息(「香港銀行同業拆息」)的波動。



## Notes to the Consolidated Financial Statements

### 綜合財務報表附註

For the year ended 31 March 2022 截至2022年3月31日止年度

#### 40. FINANCIAL INSTRUMENTS (continued)

##### Financial risk management objectives and policies (continued)

##### Market risk (continued)

##### (ii) Interest rate risk (continued)

##### Sensitivity analysis

The sensitivity analyses below have been determined based on the exposure to interest rates for non-derivative instruments at the end of the reporting period. The analysis is prepared assuming the financial instruments outstanding at the end of the reporting period were outstanding for the whole year. A 10 basis points (2021: 10 basis points) increase or decrease is used when reporting interest rate risk internally to key management personnel and represents management's assessment of the reasonably possible change in interest rates.

If interest rates had been 10 basis points (2021: 10 basis points) higher/lower and all other variables were held constant, the Group's post-tax profit for the year ended 31 March 2022 would decrease/increase by approximately HK\$86,000 (2021: HK\$66,000). This is mainly attributable to the Group's exposure to interest rates on its bank balances and variable-rate bank borrowing.

#### 40. 金融工具(續)

##### 財務風險管理目標及政策(續)

##### 市場風險(續)

##### (ii) 利率風險(續)

##### 敏感度分析

以下敏感度分析乃基於報告期末非衍生工具的利率風險釐定。分析乃假設於報告期末尚未支付的金融工具於整個年度尚未支付。當內部向主要管理人員報告利率風險時使用10個基點(2021年：10個基點)增加或減少，乃指管理層對利率的合理可能變動作出的評估。

倘利率上升／下降10個基點(2021年：10個基點)且所有其他變量保持不變，則本集團截至2022年3月31日止年度的除稅後溢利將減少／增加約港幣86,000元(2021年：港幣66,000元)。這主要是由於本集團面臨銀行結餘及浮息銀行借貸的利率風險。

## Notes to the Consolidated Financial Statements

### 綜合財務報表附註

For the year ended 31 March 2022 截至2022年3月31日止年度

#### 40. FINANCIAL INSTRUMENTS (continued)

##### Financial risk management objectives and policies (continued)

##### Credit risk

As at 31 March 2022, the Group's maximum exposure to credit risk which will cause a financial loss to the Group due to failure to discharge an obligation by the counterparties and guarantees provided by the Group is arising from the carrying amount of the respective recognised financial assets as stated in the consolidated statement of financial position and the amount of contingent liabilities in relation to guarantees issued by the Group is disclosed in note 42.

In order to minimise the credit risk, the management of the Group has delegated a team responsible for determination of credit limits, credit approvals and other monitoring procedures to ensure that follow-up action is taken to recover overdue debts. In this regard, the directors of the Company consider that the Group's credit risk is significantly reduced.

For trade receivables and contract assets, the Group has applied the simplified approach in HKFRS 9 to measure the loss allowance at lifetime ECL. The Group determines the ECL on an individual basis for customer with significant balances and/or collectively by using a provision matrix, estimated based on historical credit loss experience, as well as the general economic conditions of the industry in which the debtors operate.

For loan to an associate and loan and interest receivable, the Group determines the ECL on an individual basis, estimated based on historical credit loss experience, as well as the general economic conditions of the industry in which the debtor operates. In addition, the Group reviews the collectability of zero coupon bonds at the end of each reporting period to ensure that adequate impairment losses are made for irrecoverable amounts.

The credit risk of other financial assets is managed through an internal process. The Group closely monitors the outstanding amounts of other financial assets at amortised costs and identifies any credit risk in a timely manner in order to reduce the risk of a credit related loss. In this regard, the directors of the Company consider that the Group's credit risk is significantly reduced.

The credit risk on liquid funds is limited because the counterparties are banks with high credit ratings assigned by international credit-rating agencies.

#### 40. 金融工具(續)

##### 財務風險管理目標及政策(續)

##### 信貸風險

誠如附註42所披露，於2022年3月31日，本集團的最大信貸風險(其將導致本集團因交易對手未有履行責任及本集團提供擔保而造成財務損失)來自綜合財務狀況表所述各已確認金融資產的賬面金額及與本集團所發出擔保有關的或然負債金額。

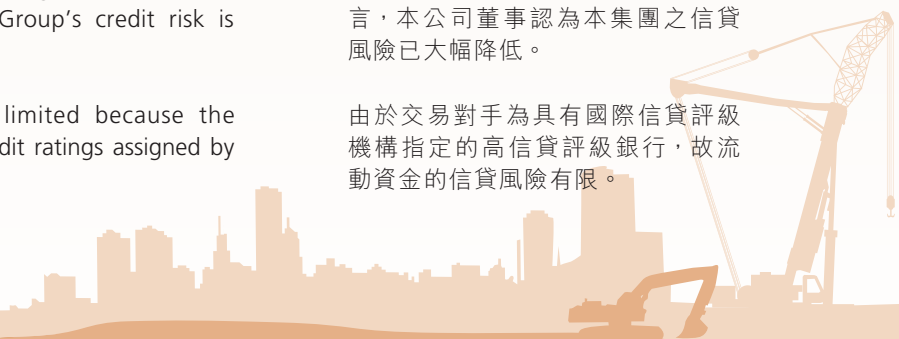
為將信貸風險降至最低，本集團管理層已委派團隊負責釐定信用額度、信用審批及其他監察程序，以確保採取跟進措施收回逾期債務。就此而言，本公司董事認為本集團信貸風險已大為減少。

就貿易應收款項及合約資產而言，本集團已採用香港財務報告準則第9號的簡化方法按全期預期信貸虧損計量虧損撥備。本集團就存在重大結餘的客戶單獨釐定預期信貸虧損，及/或基於歷史信貸虧損經驗以及債務人經營所在行業的整體經濟狀況對全體使用撥備矩陣進行估計。

就向聯營公司提供的貸款以及應收貸款及應收利息而言，本集團根據過往信貸虧損經驗及債務人經營所處行業的一般經濟狀況，對預期信貸虧損進行單獨確定。此外，本集團於各報告期末檢討零票息債券的可回收性，以確保就不可收回金額計提足夠的減值虧損。

其他金融資產的信貸風險透過內部程序管理。本集團密切監控按攤銷成本計量的其他金融資產的未償還款項，並及時識別任何信貸風險，以減少信貸風險相關損失。就此而言，本公司董事認為本集團之信貸風險已大幅降低。

由於交易對手為具有國際信貸評級機構指定的高信貸評級銀行，故流動資金的信貸風險有限。





## Notes to the Consolidated Financial Statements

### 綜合財務報表附註

For the year ended 31 March 2022 截至2022年3月31日止年度

#### 40. FINANCIAL INSTRUMENTS (continued)

##### Financial risk management objectives and policies

(continued)

##### Credit risk (continued)

The Group's exposure to credit risk

The Group's current credit risk grading framework comprises the following categories:

| Category<br>類別   | Description<br>描述  | Basis for recognising ECL<br>確認預期信貸虧損的基準               |
|------------------|--|--|
| Performing<br>良好 | For financial assets where there has low risk of default or has not been a significant increase in credit risk since initial recognition and that are not credit impaired (refer to as Stage 1)<br>低違約風險或自初次確認後信貸風險未有重大增加及非信貸減值的金融資產(稱為第一階段)     | 12-month ECL<br>12個月預期信貸虧損                             |
| Doubtful<br>可疑   | For financial assets where there has been a significant increase in credit risk since initial recognition but that are not credit impaired (refer to as Stage 2)<br>自初次確認後信貸風險已有重大增加及非信貸減值的金融資產(稱為第二階段)  | Lifetime ECL – not credit impaired<br>全期預期信貸虧損 – 無信貸減值 |
| Default<br>違約    | Financial assets are assessed as credit impaired when one or more events that have a detrimental impact on the estimated future cash flows of that asset have occurred (refer to as Stage 3)<br>當一項或多項事件對資產的估計未來現金流量產生不利影響時，金融資產即評估為信貸減值(稱為第三階段) | Lifetime ECL – credit impaired<br>全期預期信貸虧損 – 出現信貸減值    |
| Write-off<br>撇銷  | There is evidence indicating that the debtor is in severe financial difficulty and the Group has no realistic prospect of recovery<br>有跡象表明債務人陷入嚴重的財務困境，因而本集團收回款項的希望渺茫   | Amount is written off<br>款項已被撇銷                        |

#### 40. 金融工具(續)

##### 財務風險管理目標及政策(續)

##### 信貸風險(續)

本集團面臨的信貸風險

本集團現時信貸風險等級框架包括以下類別：

## Notes to the Consolidated Financial Statements 綜合財務報表附註

For the year ended 31 March 2022 截至2022年3月31日止年度

### 40. FINANCIAL INSTRUMENTS (continued) Financial risk management objectives and policies (continued)

#### **Credit risk** (continued)

##### *The Group's exposure to credit risk (continued)*

The credit quality of the Group's financial assets, contract assets and financial guarantee contracts, as well as the Group's maximum exposure to credit risk by credit risk grades are disclosed in respective notes.

The carrying amount of the Group's financial asset at FVTPL as disclosed in note 23 best represents its respective maximum exposure to credit risk. The Group holds no collateral over the balance.

The Group has concentration of credit risk as 16% (2021: 30%) and 65% (2021: 68%) of the total trade receivables was due from the Group's largest debtor and the five largest debtors respectively.

The Group's concentration of credit risk by geographical locations is in Hong Kong, which accounted for 100% (2021: 57%) of the total trade receivables as at 31 March 2022.

### 40. 金融工具(續) 財務風險管理目標及政策(續)

#### **信貸風險**(續)

##### *本集團面臨的信貸風險(續)*

本集團的金融資產、合約資產及財務擔保合約的信貸質素，以及本集團按信貸風險等級的最大信貸風險於相關附註中披露。

如附註23所披露，本集團按公平值計入損益的金融資產的賬面值最能代表其各自的最大信貸風險。本集團並無就結餘持有任何抵押品。

由於16%（2021年：30%）及65%（2021年：68%）的貿易應收款項總額乃分別應收本集團最大債務人及五大債務人的款項，故本集團擁有集中信貸風險。

本集團按地理位置劃分的信貸風險集中於香港，佔於2022年3月31日貿易應收款項總額100%（2021年：57%）。



## Notes to the Consolidated Financial Statements

### 綜合財務報表附註

For the year ended 31 March 2022 截至2022年3月31日止年度

#### 40. FINANCIAL INSTRUMENTS (continued)

##### Financial risk management objectives and policies

(continued)

##### Liquidity risk

In the management of the liquidity risk, the Group monitors and maintains a level of cash and cash equivalents deemed adequate by the management to finance the Group's operations and mitigate the effects of fluctuations in cash flows. The management monitors the utilisation of bank borrowing and obligations under finance leases and ensures compliance with loan covenants.

As at 31 March 2022 and 2021 the Group had not breached any of the covenant clauses of its borrowings (note 34).

The following table details the Group's remaining contractual maturity for its non-derivative financial liabilities and lease liabilities based on the agreed repayment terms. The table has been drawn up based on the undiscounted cash flows of financial liabilities based on the earliest date on which the Group can be required to pay. Specifically, bank borrowings with a repayment on demand clause are included in the earliest time band regardless of the probability of the banks choosing to exercise their rights within one year after the reporting date. The table includes both interest and principal cash flows. To the extent that interest flows are floating rate, the undiscounted amount is derive from interest rate at the end of the reporting period.

#### 40. 金融工具(續)

##### 財務風險管理目標及政策(續)

##### 流動資金風險

在管理流動資金風險時，本集團監察及維持管理層認為足夠的現金及現金等價物，以為本集團的業務提供資金，並減低現金流量波動的影響。管理層監察銀行借款的使用及融資租賃責任，並確保遵守貸款契約。

於2022年及2021年3月31日，本集團並無違反任何其於借貸(附註34)的契約條款。

下表詳述本集團已協定償還條款的非衍生金融負債及租賃負債的餘下合約到期日。該表根據本集團可被要求支付的最早日期按金融負債未貼現現金流量編製。具體而言，儘管銀行有可能選擇於報告日期後一年內行使其權利，附有於要求時償還條款的銀行借貸仍載入最早的時間段。該表包括利息及本金現金流量。於報告期末，倘利息流量為浮動利率，則未貼現金額根據利率計算。

## Notes to the Consolidated Financial Statements

### 綜合財務報表附註

For the year ended 31 March 2022 截至2022年3月31日止年度

#### 40. FINANCIAL INSTRUMENTS (continued)

##### Financial risk management objectives and policies (continued)

##### Liquidity risk (continued)

#### 40. 金融工具(續)

##### 財務風險管理目標及政策(續)

##### 流動資金風險(續)

| Liquidity table                    | 流動資金表              | Within              | 1 to          | 2 to          | More than      | Total                   | Carrying amount |
|------------------------------------|--------------------|---------------------|---------------|---------------|----------------|-------------------------|-----------------|
|                                    |                    | 1 year or on demand | 2 years       | 5 years       | 5 years        | undiscounted cash flows |                 |
|                                    |                    | 1年內或按<br>要求         | 1至2年          | 2至5年          | 超過5年           | 未貼現現金<br>流量總額           | 賬面值             |
|                                    |                    | HK\$'000            | HK\$'000      | HK\$'000      | HK\$'000       | HK\$'000                | HK\$'000        |
|                                    |                    | 港幣千元                | 港幣千元          | 港幣千元          | 港幣千元           | 港幣千元                    | 港幣千元            |
| <b>At 31 March 2022</b>            | <b>於2022年3月31日</b> |                     |               |               |                |                         |                 |
| Trade and retention payables       | 貿易應付款項及應付保固金       | 71,548              | -             | -             | -              | 71,548                  | 71,548          |
| Accruals and other payables        | 應計費用及其他應付款項        | 25,012              | -             | -             | -              | 25,012                  | 25,012          |
| Bank and other borrowings (note 1) | 銀行及其他借貸(附註1)       | 31,390              | 2,470         | 32,337        | -              | 66,197                  | 58,820          |
| Financial guarantee contract       | 財務擔保合約             | 50,790              | -             | -             | -              | 50,790                  | -               |
|                                    |                    | <b>178,740</b>      | <b>2,470</b>  | <b>32,337</b> | <b>-</b>       | <b>213,547</b>          | <b>155,380</b>  |
| Lease liabilities                  | 租賃負債               | <b>27,610</b>       | <b>33,264</b> | <b>95,763</b> | <b>159,799</b> | <b>316,436</b>          | <b>237,067</b>  |
| <b>At 31 March 2021</b>            | <b>於2021年3月31日</b> |                     |               |               |                |                         |                 |
| Trade and retention payables       | 貿易應付款項及應付保固金       | 137,827             | -             | -             | -              | 137,827                 | 137,827         |
| Accruals and other payables        | 應計費用及其他應付款項        | 36,237              | -             | -             | -              | 36,237                  | 36,237          |
| Amount due to a related company    | 應付一間關聯公司款項         | 9,847               | -             | -             | -              | 9,847                   | 9,847           |
| Bank and other borrowings (note 1) | 銀行及其他借貸(附註1)       | 129,067             | 4,630         | 25,653        | -              | 159,350                 | 153,831         |
| Financial guarantee contract       | 財務擔保合約             | 47,795              | -             | -             | -              | 47,795                  | -               |
|                                    |                    | <b>360,773</b>      | <b>4,630</b>  | <b>25,653</b> | <b>-</b>       | <b>391,056</b>          | <b>337,742</b>  |
| Lease liabilities                  | 租賃負債               | <b>15,548</b>       | <b>16,328</b> | <b>45,133</b> | <b>105,287</b> | <b>182,296</b>          | <b>138,735</b>  |



## Notes to the Consolidated Financial Statements

### 綜合財務報表附註

For the year ended 31 March 2022 截至2022年3月31日止年度

#### 40. FINANCIAL INSTRUMENTS (continued)

##### Financial risk management objectives and policies (continued)

##### Liquidity risk (continued)

Notes:

- i. Bank borrowings with a repayment on demand clause are included in the "within one year or on demand" time band in the above maturity analysis. At 31 March 2022, the aggregate undiscounted principal amount of the bank borrowings amounted to approximately HK\$27,950,000 (2021: HK\$77,066,000). Taking into account the Group's financial position, the directors of the Company do not believe that it is probable that the banks will exercise their discretionary rights to demand immediate repayment. The directors of the Company believe that the bank borrowings will be repaid by monthly installments after the end of the reporting period in accordance with the scheduled repayment dates set out in the loan agreements. At that time, the aggregate principal and interest cash outflows will amount to HK\$28,910,000 (2021: HK\$79,053,000).
- ii. The amounts included above for variable interest rate instruments for non-derivative financial liabilities are subject to change if changes in variable interest rates differ to those estimates of interest rates determined at the end of the reporting period.

The amounts included above for guarantee contracts are the maximum amounts the Group could be required to settle under the arrangement for the full guaranteed amount if that amount is claimed by the counterparty to the guarantee. Based on expectations at the end of the reporting period, the Group considers that it is more likely than not that no amount will be payable under the arrangement. However, this estimate is subject to change depending on the probability of the counterparty claiming under the guarantee which is a function of the likelihood that the financial receivables held by the counterparty which are guaranteed suffer credit losses.

#### 40. 金融工具 (續)

##### 財務風險管理目標及政策 (續)

##### 流動資金風險 (續)

附註：

- i. 附有於要求時償還條款的銀行借貸於上文到期日分析表內載入「一年內或按要求」的時間段。於2022年3月31日，銀行借貸之未貼現本金總額約港幣27,950,000元（2021年：港幣77,066,000元）。考慮到本集團的財務狀況，本公司董事並不認為銀行可能行使其酌情權要求即時償還。本公司董事相信銀行借貸將依照貸款協議所載計劃償還日期於報告期末後每月分期償還。屆時，本金總額及利息現金流出將為港幣28,910,000元（2021年：港幣79,053,000元）。
- ii. 倘浮動利率變動與於報告期末釐定的利率估計有別，則上述所包含非衍生金融負債的浮動利率工具金額亦會有變。

以上就擔保合約計入的金額為於對手方申索擔保金額時本集團根據安排須償付全數擔保的最高金額。根據於報告期末的預期，本集團認為很可能毋須根據安排支付任何金額。然而，此項估計視乎對手方根據擔保提出申索的可能性而定，而此可能性則視乎獲擔保對手方所持有的金融應收款項會否蒙受信貸虧損而定。

## Notes to the Consolidated Financial Statements

### 綜合財務報表附註

For the year ended 31 March 2022 截至2022年3月31日止年度

#### 40. FINANCIAL INSTRUMENTS (continued)

##### Fair value measurement objective and policies

The fair values of financial assets and financial liabilities are determined in accordance with generally accepted pricing models based on discounted cash flow analysis using prices or rates from observable current market transactions as input. Where Level 1 inputs are not available, the management establishes the appropriate valuation techniques and inputs for fair value measurement.

##### Fair value of financial assets that are measured at fair value on a recurring basis

The following table provides an analysis of financial instruments that are measured at fair value at the end of each reporting period for recurring measurement, grouped into Level 1 to 3 based on degree to which the fair value is observable in accordance to the Group's accounting policy.

#### 40. 金融工具(續)

##### 公平值計量目標及政策

金融資產及金融負債的公平值乃根據公認定價模式，按照使用價格或可觀察現有市場交易利率為輸入數據的貼現現金流量分析而釐定。倘無法獲得第一級輸入數據，則管理層選用適當的估值技術及輸入數據計量公平值。

##### 按經常基準以公平值計量之金融資產之公平值

下表提供金融工具之分析，乃按就經常性計量於各報告期末之公平值計量，並根據本集團會計政策基於公平值可觀察之程度分類為第一級至第三級。

|  |                           | 31 March<br>3月31日                          |  |
|--|---------------------------|--|--|
|  |                           | 2022<br>Level 3<br>第三級<br>HK\$'000<br>港幣千元 | 2021<br>Level 3<br>第三級<br>HK\$'000<br>港幣千元 |
| <b>Financial asset at FVTPL</b>          | <b>按公平值計入損益的<br/>金融資產</b> |  |  |
| Unlisted equity investment<br>in the PRC | 中國非上市股權投資                 | —  | 993  |



## Notes to the Consolidated Financial Statements

### 綜合財務報表附註

For the year ended 31 March 2022 截至2022年3月31日止年度

#### 40. FINANCIAL INSTRUMENTS (continued)

##### Financial risk management objectives and policies (continued)

##### Fair value of financial assets that are measured at fair value on a recurring basis (continued)

As at 31 March 2021, the directors of the Company determined that, for the unlisted equity investment in the PRC, valuation under market approach to determine the fair value was considered as more appropriate method to reflect the latest financial performance of the unlisted equity investment in the PRC. Hence, there had been a change in level of fair value hierarchy from level 2 to level 3 in that year.

The valuation techniques and inputs used in the fair value measurement of the financial assets on a recurring basis are set out below:

| Financial instrument                               | Fair value as at                           | Fair value hierarchy          | Valuation technique and key inputs | Significant unobservable inputs   | Relationship of key inputs and significant unobservable inputs to fair value   |  |
|--|--|-------------------------------|------------------------------------|---|--|--|
| 金融工具   | 於下列日期之公平值<br>31/3/2022<br>HK\$'000<br>港幣千元 | 31/3/2021<br>HK\$'000<br>港幣千元 | 公平值等級                              | 估值技術及主要輸入數據   | 重大不可觀察輸入數據   | 主要輸入數據及重大不可觀察輸入數據與公平值之間的關係   |
| Unlisted equity investment in the PRC<br>中國非上市股權投資 | N/A<br>不適用                                 | 993                           | Level 3<br>第三級                     | Market approach – by applying market multiples from comparable companies and adjusted by marketability discount<br>市場方法 – 通過應用可資比較公司的市場倍數及透過適銷性折讓作出調整 | (i) Enterprise value (“EV”)-to-earnings before interest and taxation (“EBIT”) ratio of 39.5; and<br>(ii) Marketability discount of 15.8%<br>(ii) 企業價值(「企業價值」)對除息稅前盈利(「除息稅前盈利」)比率為39.5；及<br>(ii) 市場流通性貼現率為15.8% | (i) The higher the EV-to-EBIT ratio, the higher the fair value.<br>(ii) 企業價值對除息稅前盈利愈高，公平值愈高。<br>(ii) The higher of marketability discount, the lower the fair value.<br>(ii) 市場流通性貼現率愈高，公平值愈低。 |

#### 40. 金融工具(續)

##### 公平值計量目標及政策(續)

##### 按經常基準以公平值計量之金融資產之公平值(續)

於2021年3月31日，本公司董事決定就中國非上市股權投資而言，根據市場法進行估值以釐定公平值被視為反映中國非上市股權投資最近期財務表現的更合適方法。因此，公平值層級於該年度由第二級變為第三級。

下表載列以經常性基準計量金融資產之公平值所使用之估值方法及輸入數據：

## Notes to the Consolidated Financial Statements

### 綜合財務報表附註

For the year ended 31 March 2022 截至2022年3月31日止年度

#### 40. FINANCIAL INSTRUMENTS (continued)

##### Financial risk management objectives and policies (continued)

##### **Fair value of financial assets that are measured at fair value on a recurring basis (continued)**

##### Sensitivity analysis

The sensitivity analyses below had been determined based on the exposure to unobservable inputs at the end of the reporting period. For sensitivity analysis purpose, the sensitivity rate is increased to 10% in the year ended 31 March 2021 as a result of the volatile financial market.

For the year ended 31 March 2021, if the EV-to-EBIT ratio of the unlisted equity investment in the PRC had been 10% higher/lower, profit for the year would increase/decrease by approximately HK\$94,000 while total equity would increase/decrease by approximately HK\$94,000 as a result of the changes in fair value of financial asset at FVTPL.

For the year ended 31 March 2021, if the marketability discount of the unlisted equity investment in the PRC had been 10% higher/lower, profit for the year would decrease/increase by approximately HK\$18,000 while total equity would decrease/increase by approximately HK\$18,000 as a result of the changes in fair value of financial asset at FVTPL.

Reconciliation of Level 3 fair value measurements of financial assets and financial liabilities on recurring basis are as follows:

#### 40. 金融工具(續)

##### 公平值計量目標及政策(續)

##### 按經常基準以公平值計量之金融資產之公平值(續)

##### 敏感度分析

下文的敏感度分析乃基於報告期末的不可觀察輸入數據風險而釐定。就敏感度分析而言，由於金融市場波動，故敏感度比率於截至2021年3月31日止年度上升至10%。

截至2021年3月31日止年度，倘中國非上市股權投資的企業價值對除息稅前盈利比率上升/下降10%，由於按公平值計入損益之金融資產之公平值變動，故年內溢利將增加/減少約港幣94,000元，而總權益將增加/減少約港幣94,000元。

截至2021年3月31日止年度，若中國非上市股權投資的適銷性折讓增加/減少10%，由於按公平值計入損益之金融資產之公平值變動，故年內溢利將減少/增加約港幣18,000元，而總股本將減少/增加約港幣18,000元。

以經常性基準按第三級公平值計量之金融資產與金融負債之對賬如下：

|  |             | Unlisted equity investment in the PRC<br>中國非上市股權投資<br>HK\$'000<br>港幣千元 |
|--|-------------|--|
| At 1 April 2020                              | 於2020年4月1日  | —  |
| Transfer into of level 3                     | 轉至第三級       | 1,012  |
| Changes in fair value through profit or loss | 計入損益之公平值變動  | (102)  |
| Exchange realignment                         | 匯兌調整        | 83   |
| At 31 March 2021                             | 於2021年3月31日 | 993  |
| Disposal through disposal of subsidiaries    | 透過出售附屬公司而出售 | (1,026)  |
| Exchange realignment                         | 匯兌調整        | 33   |
| At 31 March 2022                             | 於2022年3月31日 | —  |



## Notes to the Consolidated Financial Statements

### 綜合財務報表附註

For the year ended 31 March 2022 截至2022年3月31日止年度

#### 40. FINANCIAL INSTRUMENTS (continued)

##### Financial risk management objectives and policies (continued)

##### Fair value of financial assets that are measured at fair value on a recurring basis (continued)

The directors of the Company consider that the carrying amounts of other financial assets, and financial liabilities recorded at amortised cost in the consolidated financial statements approximate to their fair values.

#### 41. COMMITMENTS

|   |                           | 2022<br>HK\$'000<br>港幣千元 | 2021<br>HK\$'000<br>港幣千元 |
|---|---------------------------|--------------------------|--------------------------|
| Capital commitments contracted for but not provided in the consolidated financial statements in respect of: | 就以下各項於綜合財務報表已訂約但未撥備的資本承擔： |                          |                          |
| – Acquisition of investment properties  | – 收購投資物業                  | 39,452                   | –                        |
| – Acquisition of plant and equipment  | – 收購機器及設備                 | 1,758                    | –                        |
| – Acquisition of an intangible asset  | – 收購無形資產                  | –                        | 4,449                    |
|   |                           | <b>41,210</b>            | 4,449                    |

#### 42. CONTINGENT LIABILITIES

At the end of the reporting period, the Group had provided the following guarantees:

|  |                  | 2022<br>HK\$'000<br>港幣千元 | 2021<br>HK\$'000<br>港幣千元 |
|--|------------------|--------------------------|--------------------------|
| Guarantees in respect of performance bonds in favor of its clients | 就履約債券以其客戶為受益人的擔保 | 50,790                   | 47,795                   |

In the opinion of the directors of the Company, it was not probable that a claim would be made against the Group under the relevant financial guarantees. The directors of the Company have performed impairment assessment, and concluded that there has been no significant increase in credit risk since initial recognition of these contracts. Accordingly, the loss allowance is measured at an amount equal to 12 month expected credit loss which is insignificant at the end of the reporting period.

#### 40. 金融工具(續)

##### 公平值計量目標及政策(續)

##### 按經常基準以公平值計量之金融資產之公平值(續)

本公司董事認為，於綜合財務報表內按攤銷成本入賬的其他金融資產及金融負債的賬面值與其公平值相若。

#### 41. 承擔

#### 42. 或然負債

於報告期末，本集團作出以下擔保：

本公司董事認為，根據相關財務擔保向本集團提出申索的可能性不大。本公司董事已進行減值評估，並認為自初始確認該等合約以來，信貸風險並無顯著增加。因此，於報告期末，按相當於12個月的預期信貸虧損金額計量的虧損撥備甚微。

## Notes to the Consolidated Financial Statements

### 綜合財務報表附註

For the year ended 31 March 2022 截至2022年3月31日止年度

#### 43. DISPOSAL OF SUBSIDIARIES

- (a) As referred to in note 9, on 28 January 2022, the Group discontinued its aquatic products business at the time of disposal of BGI Marine Group. The net assets of BGI Marine Group at the date of disposal were as follows:

##### Consideration received

|   |                          | HK\$'000<br>港幣千元 |
|---|--------------------------|------------------|
| Cash received (equivalent to approximately RMB85,831,000) | 已收現金(相當於約人民幣85,831,000元) | 105,021          |

##### Analysis of assets and liabilities over which control was lost:

|  |                | HK\$'000<br>港幣千元 |
|--|----------------|------------------|
| Property, plant and equipment                        | 物業、機器及設備       | 97,108           |
| Other intangible assets                              | 其他無形資產         | 1,736            |
| Biological assets                                    | 生物資產           | 9,574            |
| Financial asset at fair value through profit or loss | 按公平值計入損益的金融資產  | 1,026            |
| Prepayment for acquisition of non-current assets     | 收購非流動資產的預付款項   | 33,513           |
| Right-of-use assets                                  | 使用權資產          | 515              |
| Deferred tax assets                                  | 遞延稅項資產         | 3,450            |
| Inventories  | 存貨             | 5,144            |
| Trade receivables                                    | 貿易應收款項         | 32,669           |
| Deposits, prepayments and other receivables          | 按金、預付款項及其他應收款項 | 27,888           |
| Amount due from an associate                         | 應收聯營公司款項       | 10,737           |
| Bank balances and cash                               | 銀行結餘及現金        | 18,456           |
| Trade payables                                       | 貿易應付款項         | (24,100)         |
| Contract liabilities                                 | 合約負債           | (7,176)          |
| Accruals and other payables                          | 應計費用及其他應付款項    | (16,887)         |
| Bank and other borrowings                            | 銀行及其他借貸        | (73,670)         |
| Lease liabilities                                    | 租賃負債           | (663)            |
| Tax payable  | 應付稅項           | (6,072)          |
| Deferred income                                      | 遞延收入           | (25,766)         |
| Deferred tax liabilities                             | 遞延稅項負債         | (1,461)          |
|  |                | 86,021           |

#### 43. 出售附屬公司

- (a) 誠如附註9所述，於2022年1月28日，本集團於出售華大海洋集團時終止水產業務。華大海洋集團於出售日期的資產淨值如下：

##### 已收代價

|  |  | HK\$'000<br>港幣千元 |
|--|--|------------------|
|  |  | 105,021          |

##### 對失去控制權的資產及負債的分析：

|  |  | HK\$'000<br>港幣千元 |
|--|--|------------------|
|  |  | 97,108           |
|  |  | 1,736            |
|  |  | 9,574            |
|  |  | 1,026            |
|  |  | 33,513           |
|  |  | 515              |
|  |  | 3,450            |
|  |  | 5,144            |
|  |  | 32,669           |
|  |  | 27,888           |
|  |  | 10,737           |
|  |  | 18,456           |
|  |  | (24,100)         |
|  |  | (7,176)          |
|  |  | (16,887)         |
|  |  | (73,670)         |
|  |  | (663)            |
|  |  | (6,072)          |
|  |  | (25,766)         |
|  |  | (1,461)          |
|  |  | 86,021           |

## Notes to the Consolidated Financial Statements

### 綜合財務報表附註

For the year ended 31 March 2022 截至2022年3月31日止年度

#### 43. DISPOSAL OF SUBSIDIARIES (continued)

(a) (continued)

##### Gain on disposal of subsidiaries:

|  |               | HK\$'000<br>港幣千元 |
|--|---------------|------------------|
| Consideration received   | 已收代價          | 105,021          |
| Less: net assets disposed of                                     | 減：出售的資產淨值     | (86,021)         |
| Add: non-controlling interests                                   | 加：非控股權益       | 56,254           |
| Add: reclassification of foreign<br>currency translation reserve | 加：外幣換算儲備的重新分類 | 2,692            |
|  |               | 77,946           |

The gain on disposal is included in the profit for the year from discontinued operation as set out in note 9.

##### 出售附屬公司的收益：

|  | HK\$'000<br>港幣千元 |
|--|------------------|
|  | 105,021          |
|  | (86,021)         |
|  | 56,254           |
|  | 2,692            |
|  | 77,946           |

誠如附註9所述，出售收益已包括於已終止業務的年度溢利。

##### Net cash inflow on disposal of subsidiaries

|  |              | HK\$'000<br>港幣千元 |
|--|--------------|------------------|
| Cash consideration                       | 現金代價         | 105,021          |
| Less: bank balances and cash disposed of | 減：出售的銀行結餘及現金 | (18,456)         |
|  |              | 86,565           |

##### 出售附屬公司的現金流入淨額

|  | HK\$'000<br>港幣千元 |
|--|------------------|
|  | 105,021          |
|  | (18,456)         |
|  | 86,565           |

(b) During the year ended 31 March 2022, the Group disposed its entire interest on a subsidiary, 深圳華海銷售有限公司(“華海銷售”). The net assets of 華海銷售 at the date of disposal were as follows:

(b) 於截至2022年3月31日止年度，本集團出售其於附屬公司深圳華海銷售有限公司(「華海銷售」)的全部權益。華海銷售於出售日期的資產淨值如下：

##### Consideration received

|                                       |                  | HK\$'000<br>港幣千元 |
|---------------------------------------|------------------|------------------|
| Cash received (HK\$1 rounded to zero) | 已收現金(港幣1元四捨五入為零) | -                |

##### 已收代價

|  | HK\$'000<br>港幣千元 |
|--|------------------|
|  | -                |

## Notes to the Consolidated Financial Statements

### 綜合財務報表附註

For the year ended 31 March 2022 截至2022年3月31日止年度

#### 43. DISPOSAL OF SUBSIDIARIES (continued)

(b) (continued)

##### Analysis of assets and liabilities over which control was lost:

|   |                | HK\$'000<br>港幣千元 |
|---|----------------|------------------|
| Inventories                                 | 存貨             | 15,694           |
| Trade receivables                           | 貿易應收款項         | 8,590            |
| Deposits, prepayments and other receivables | 按金、預付款項及其他應收款項 | 4,443            |
| Bank balances and cash                      | 銀行結餘及現金        | 877              |
| Trade payables                              | 貿易應付款項         | (31,277)         |
| Accruals and other payables                 | 應計費用及其他應付款項    | (2,634)          |
|   |                | (4,307)          |

##### 對失去控制權的資產及負債的分析：

##### Gain on disposal of a subsidiary:

|                                   |            | HK\$'000<br>港幣千元 |
|-----------------------------------|------------|------------------|
| Consideration received            | 已收代價       | -                |
| Less: net liabilities disposed of | 減：已出售的負債淨額 | (4,307)          |
|                                   |            | (4,307)          |

##### 出售一間附屬公司的收益：

The gain on disposal is included in the profit for the year from discontinued operation as set out in note 10.

誠如附註10所述，出售收益已包括於已終止業務的年度溢利。

##### Net cash outflow on disposal of subsidiaries

|  |              | HK\$'000<br>港幣千元 |
|--|--------------|------------------|
| Cash consideration                       | 現金代價         | -                |
| Less: bank balances and cash disposed of | 減：出售的銀行結餘及現金 | (877)            |
|  |              | (877)            |

##### 出售附屬公司的現金流出淨額



## Notes to the Consolidated Financial Statements

### 綜合財務報表附註

For the year ended 31 March 2022 截至2022年3月31日止年度

#### 44. SHARE-BASED PAYMENT TRANSACTIONS

##### Equity-settled share option schemes of the Company

The Company's share option scheme (the "Scheme"), was adopted pursuant to a written resolution of the Company passed on 25 November 2015 for the primary purpose of providing incentives to directors and eligible employees, and will expire on 24 November 2025. Under the Scheme, the board of directors of the Company may grant options to eligible employees, including directors of the Company and its subsidiaries, to subscribe for shares in the Company. Additionally, the Company may, from time to time, grant share options to outside third parties for settlement in respect of goods or services provided to the Company.

The total number of shares in respect of which options may be granted under the Scheme is not permitted to exceed 10% of the shares of the Company in issue at any point in time, without prior approval from the Company's shareholders. The number of shares issued and to be issued in respect of which options granted and may be granted to any individual in any one year is not permitted to exceed 1% of the shares of the Company in issue during any 12-month period, without prior approval from the Company's shareholders.

Options may be exercised at any time during a period as the Board may determine which shall not exceed 10 years from the offer date subject to the provisions of early termination thereof, and provided that the Board may determine the minimum period for which an option has to be held or other restrictions before its exercise. The exercise price is determined by the directors of the Company, and will not be less than the higher of (i) the closing price of the Company's shares on the date of grant; (ii) the average closing price of the shares for the five business days immediately preceding the date of grant; and (iii) the nominal value of the Company's share.

No share option has been granted since the Scheme has been adopted. As at 31 March 2022, there are no outstanding share options issued under the Scheme (2021: nil).

#### 44. 以股份為基礎的支付交易

##### 本公司的股權結算購股權計劃

本公司的購股權計劃（「該計劃」）乃根據本公司於2015年11月25日主要就向董事及合資格僱員提供獎勵通過的書面決議案進行採納並將於2025年11月24日到期。根據該計劃，本公司董事會可向合資格僱員（包括本公司及其附屬公司董事）授出購股權以認購本公司股份。因此，本公司可不時向外部第三方授出購股權以償付向本公司提供的商品或服務。

未經本公司股東事先批准，就根據該計劃可能授出的購股權的股份總數不得超過本公司於任何時候已發行股份的10%。未經本公司股東事先批准，就任何年度向任何人士授出及可能授出的購股權的已發行及將予發行股份數目不得超過本公司於任何12個月期間已發行股份的1%。

購股權可於董事會可能釐定的期間內任何時間行使，惟不得超過要約日期起計十年（可按其條文提前終止），同時董事會可釐定購股權獲行使前須持有的最短期間或其他限制。行使價由本公司董事釐定，且不得低於以下最高者：(i)本公司股份於授出日期的收市價；(ii)股份於緊接授出日期前五個營業日的平均收市價；及(iii)本公司股份的面值。

由於該計劃已被採納，概無授出購股權。於2022年3月31日，根據該計劃概無已發行尚未行使之購股權（2021年：零）。

## Notes to the Consolidated Financial Statements

### 綜合財務報表附註

For the year ended 31 March 2022 截至2022年3月31日止年度

#### 45. RELATED PARTY TRANSACTIONS

- (a) Save as disclosed elsewhere in the consolidated financial statements, during the year, the Group entered into transactions with related parties as follows:

#### 45. 關聯方交易

- (a) 除綜合財務報表內其他地方披露者外，本集團於年內與關聯方訂立下列交易：

| Related party<br>關聯方   | Nature of transaction<br>交易性質  | 2022<br>HK\$'000<br>港幣千元 | 2021<br>HK\$'000<br>港幣千元 |
|--|--|--------------------------|--------------------------|
| Hong Kong Qing Chuang Limited<br>(note i)<br>香港青創有限公司(附註i)   | Loan interest income<br>貸款利息收入   | 1,048                    | 208                      |
| Guangzhou Qingchangshe Shangye<br>Operating Management Co., Ltd.<br>(note i)<br>廣州青創社商業運營管理<br>有限公司(附註i) | Expense reimbursement<br>費用報銷  | –                        | 2,729                    |
| Windmill Street Development Limited  | Interest income on bond<br>債券利息收入  | 621                      | 7,274                    |
| Yee Hop – Amain JV   | Service income<br>服務收入   | 1,493                    | –                        |
| Pioneer National Development Limited<br>(note i)<br>銳信發展有限公司(附註(i))                                      | Depreciation of right-of-use asset<br>使用權資產折舊  | 1,247                    | 995                      |
|  | Interest expense of lease liabilities<br>租賃負債的利息開支   | 55                       | 37                       |
| Asia Time Development Limited<br>(notes (i) and (ii))<br>冠泰發展有限公司(附註(i)及(ii))                            | Depreciation of right-of-use asset<br>使用權資產折舊  | 544                      | –                        |
|  | Interest expense of lease liabilities<br>租賃負債的利息開支   | 31                       | –                        |
|  | Rental expenses (classified as<br>short-term leases in years<br>ended 31 March 2021)<br>租金開支(截至2021年3月31日<br>止年度分類為短期租賃) | –                        | 540                      |
| Hilton Development Limited<br>(notes (i) and (ii))<br>凱忠發展有限公司(附註(i)及(ii))                               | Depreciation of right-of-use asset<br>使用權資產折舊  | 915                      | –                        |
|  | Interest expense of lease liabilities<br>租賃負債的利息開支   | 52                       | –                        |
|  | Rental expenses (classified as<br>short-term leases in years<br>ended 31 March 2021)<br>租金開支(截至2021年3月31日<br>止年度分類為短期租賃) | –                        | 912                      |
| Land Treasure Development Limited<br>(notes (i) and (ii))<br>坤益發展有限公司(附註(i)及(ii))                        | Depreciation of right-of-use asset<br>使用權資產折舊  | 799                      | –                        |
|  | Interest expense of lease liabilities<br>租賃負債的利息開支   | 46                       | –                        |
|  | Rental expenses (classified as<br>short-term leases in years<br>ended 31 March 2021)<br>租金開支(截至2021年3月31日<br>止年度分類為短期租賃) | –                        | 804                      |

## Notes to the Consolidated Financial Statements

### 綜合財務報表附註

For the year ended 31 March 2022 截至2022年3月31日止年度

#### 45. RELATED PARTY TRANSACTIONS (continued)

##### (a) (continued)

Notes:

- i. The above transaction was conducted at terms determined on a basis mutually agreed between the Group and the related parties. The directors of the Company have control and direct beneficial interest in the above mentioned related parties.
- ii. The above tenancy agreements were renewed on 1 April 2021 for further 3 years lease terms. Details were set out in the announcements dated 1 April 2021.

##### (b) Compensation of key management personnel

The directors of the Company consider that they and one employee are the key management personnel of the Group. Other than remuneration paid to the directors of the Company as disclosed in note 11, the Group paid significant compensation to one key management personnel during the years ended 31 March 2022 and 2021, details of which are disclosed in note 12.

#### 45. 關聯方交易 (續)

##### (a) (續)

附註：

- i. 上述交易按本集團與關聯方共同協定之基準釐定的條款進行。本公司董事於上述關聯方擁有控制及直接實益權益。
- ii. 上述租賃協議的租期於2021年4月1日進一步續期3年。有關詳情載於日期為2021年4月1日的公告。

##### (b) 主要管理人員的薪酬

本公司董事認為彼等及一名僱員為本集團的主要管理人員。除誠如附註11所披露支付予本公司董事的薪酬之外，本集團於截至2022年及2021年3月31日止年度向一名主要管理人員支付高額薪酬，詳情披露於附註12。

## Notes to the Consolidated Financial Statements

### 綜合財務報表附註

For the year ended 31 March 2022 截至2022年3月31日止年度

#### 46. RETIREMENT BENEFIT PLANS

##### Defined contribution plans

The Group operates a MPF Scheme for all qualifying employees in Hong Kong. The assets of the schemes are held separately from those of the Group, in funds under the control of trustees. The Group contributes 5% of relevant payroll costs, capped at HK\$1,500 per month, to the MPF Scheme, in which the contribution is matched by employees.

Pursuant to the regulation of the relevant authorities in the PRC, the subsidiaries of the Group in this country participate in respective government retirement benefit schemes (the “Schemes”) whereby the subsidiaries are required to contribute to the Schemes to fund the retirement benefits of the eligible employees. Contribution made to the Schemes is calculated based on the certain percentages of the applicable payroll costs as stipulated under the requirements in the PRC. The only obligation of the Group with respect to the Schemes is to pay the ongoing required contribution under the Schemes.

Pursuant to the regulation of the relevant authorities in the Philippines, the subsidiary of the Group in this country participates in respective Social Security System (the “System”) whereby the subsidiaries are required to contribute to the System to fund the social security benefits of the eligible employees. Contribution made to the System is calculated based on the certain percentages of the applicable payroll costs as stipulated under the requirements in the Philippines. The only obligation of the Group with respect to the System is to pay the ongoing required contribution under the System.

The total cost charged to profit or loss amounted to approximately HK\$9,402,000 (2021: HK\$10,128,000) of which approximately HK\$997,000 is from discontinued operation for the year ended 31 March 2022. The payment represents contributions payable to these schemes by the Group in respect of the current accounting period.

During the years ended 31 March 2022 and 2021, the Group has no forfeited contributions from the pension schemes (i.e. contributions processed by the employees who leave the scheme prior to vesting fully in such contribution) available to reduce its contributions to the pension schemes in future years.

#### 46. 退休福利計劃

##### 界定供款計劃

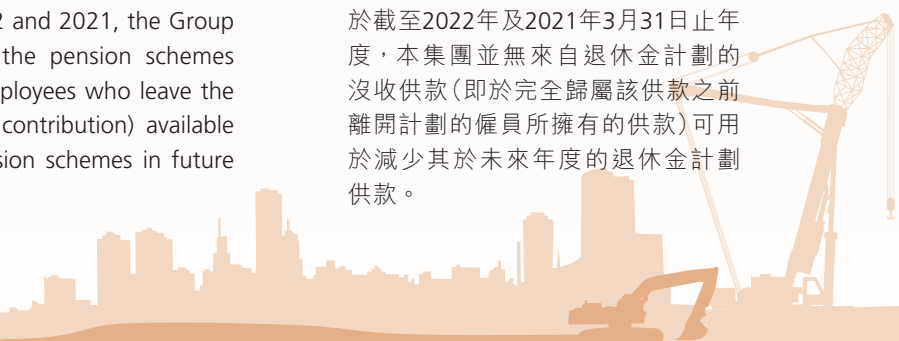
本集團為於香港所有合資格僱員設立強積金計劃。計劃資產與本集團資產分開持有，由受託人控制的基金管理。本集團按相關工資成本的5%（上限為每月港幣1,500元）向強積金計劃作出供款，而僱員的供款比率亦相同。

根據中國有關當局的規定，本集團於本國的附屬公司參與相應政府退休福利計劃（「計劃」），據此，附屬公司須向計劃供款，為合資格僱員的退休福利提供資金。計劃供款乃根據中國要求所規定的適用薪酬成本的若干百分比計算。本集團對計劃的唯一責任是根據計劃支付持續所需的供款。

根據菲律賓有關當局的規定，本集團於本國的附屬公司參與相關社會保障體系（「體系」），據此，附屬公司須向體系供款，為合資格僱員的社會保障體系提供資金。體系供款乃根據菲律賓要求所規定的適用薪酬成本的若干百分比計算。本集團對體系的唯一責任是根據體系支付持續所需的供款。

截至2022年3月31日止年度，於損益扣除的總成本約港幣9,402,000元（2021年：港幣10,128,000元），其中約港幣997,000元來自已終止業務。該等款項為本集團就本會計期間應付該等計劃的供款。

於截至2022年及2021年3月31日止年度，本集團並無來自退休金計劃的沒收供款（即於完全歸屬該供款之前離開計劃的僱員所擁有的供款）可用於減少其於未來年度的退休金計劃供款。





## Notes to the Consolidated Financial Statements

### 綜合財務報表附註

For the year ended 31 March 2022 截至2022年3月31日止年度

#### 47. STATEMENT OF FINANCIAL POSITION OF THE COMPANY

#### 47. 本公司的財務狀況表

|   |                   | 2022<br>HK\$'000<br>港幣千元 | 2021<br>HK\$'000<br>港幣千元 |
|---|-------------------|--------------------------|--------------------------|
| <b>Non-current asset</b>                  | <b>非流動資產</b>      |                          |                          |
| Investment in a subsidiary                | 於一間附屬公司的投資        | 14,808                   | 14,808                   |
| <b>Current assets</b>                     | <b>流動資產</b>       |                          |                          |
| Amounts due from subsidiaries<br>(note a) | 應收附屬公司款項<br>(附註a) | 112,720                  | 113,932                  |
| Prepayments                               | 預付款項              | 133                      | 148                      |
| Tax recoverable                           | 可收回稅項             | -                        | 17                       |
| Bank balances and cash                    | 銀行結餘及現金           | 173                      | 475                      |
|   |                   | <b>113,026</b>           | <b>114,572</b>           |
| <b>Current liabilities</b>                | <b>流動負債</b>       |                          |                          |
| Amounts due to subsidiaries (note a)      | 應付附屬公司款項 (附註a)    | -                        | 870                      |
| Other payables and accruals               | 其他應付款項及應計費用       | 875                      | 1,456                    |
|   |                   | <b>875</b>               | <b>2,326</b>             |
| <b>Net current assets</b>                 | <b>流動資產淨值</b>     | <b>112,151</b>           | <b>112,246</b>           |
| <b>Net assets</b>                         | <b>資產淨值</b>       | <b>126,959</b>           | <b>127,054</b>           |
| <b>Capital and reserve</b>                | <b>資本及儲備</b>      |                          |                          |
| Share capital                             | 股本                | 5,000                    | 5,000                    |
| Reserves (note b)                         | 儲備 (附註b)          | 121,959                  | 122,054                  |
| <b>Total equity</b>                       | <b>權益總額</b>       | <b>126,959</b>           | <b>127,054</b>           |

## Notes to the Consolidated Financial Statements

### 綜合財務報表附註

For the year ended 31 March 2022 截至2022年3月31日止年度

#### 47. STATEMENT OF FINANCIAL POSITION OF THE COMPANY (continued)

Notes:

(a) The amounts are unsecured, non-interest bearing and repayable on demand.

(b) **Movements in reserves**

#### 47. 本公司的財務狀況表 (續)

附註：

(a) 該等金額為無抵押、不計息及按要求償還。

(b) **儲備變動**

|   |             | Share premium<br>股本溢價<br>HK\$'000<br>港幣千元 | Merger reserve<br>合併儲備<br>HK\$'000<br>港幣千元 | Accumulated losses<br>累計虧損<br>HK\$'000<br>港幣千元 | Total<br>總計<br>HK\$'000<br>港幣千元 |
|---|-------------|---|--|--|---------------------------------|
| As at 1 April 2020                                | 於2020年4月1日  | 112,583                                   | 14,808                                     | (5,234)  | 122,157                         |
| Loss and total comprehensive expense for the year | 年內虧損及全面開支總額 | -   | -  | (103)  | (103)                           |
| As at 31 March 2021                               | 於2021年3月31日 | 112,583                                   | 14,808                                     | (5,337)  | 122,054                         |
| Loss and total comprehensive expense for the year | 年內虧損及全面開支總額 | -   | -  | (95)   | (95)                            |
| As at 31 March 2022                               | 於2022年3月31日 | 112,583                                   | 14,808                                     | (5,432)  | 121,959                         |



## Notes to the Consolidated Financial Statements

### 綜合財務報表附註

For the year ended 31 March 2022 截至2022年3月31日止年度

#### 48. PRINCIPAL SUBSIDIARIES OF THE COMPANY

Particulars of the Company's subsidiaries as at 31 March 2022 and 2021 are as follows:

#### 48. 本公司主要附屬公司

於2022年及2021年3月31日，本公司附屬公司詳情載列如下：

| Name of subsidiaries<br>附屬公司名稱  | Place of incorporation/<br>establishment<br>註冊成立/<br>成立的地點 | Place of operation<br>經營地點 | Issued and fully paid share capital/<br>registered capital |  | Percentage of equity interest and<br>voting power attributable to the Company |                 |              |                                     | Principal activities<br>主要業務   |
|---|--|----------------------------|--|--|---|-----------------|--------------|-------------------------------------|--|
|   |  |                            | 已發行及繳足股本/註冊資本  |  | 2022  |                 | 2021         |                                     |  |
|   |  |                            | 2022   | 2021   | Direct<br>直接  | Indirect<br>間接  | Direct<br>直接 | Indirect<br>間接                      |  |
| Yee Hop Engineering<br>義合工程   | Hong Kong<br>香港  | Hong Kong<br>香港            | Ordinary shares<br>HK\$14,800,001<br>普通股港幣<br>14,800,001元  | Ordinary shares<br>HK\$14,800,001<br>普通股港幣<br>14,800,001元  | -   | 100%            | -            | 100%                                | Engineering and construction<br>工程及建築  |
| Yee Hop Construction<br>義合建築  | Hong Kong<br>香港  | Hong Kong<br>香港            | Ordinary shares<br>HK\$1,000<br>普通股港幣1,000元                | Ordinary shares<br>HK\$1,000<br>普通股港幣1,000元                | -   | 100%            | -            | 100%                                | Construction contracting<br>建築承包   |
| Y.H. Foundations<br>義合地基  | Hong Kong<br>香港  | Hong Kong<br>香港            | Ordinary shares<br>HK\$1,000<br>普通股港幣1,000元                | Ordinary shares<br>HK\$1,000<br>普通股港幣1,000元                | -   | 100%            | -            | 100%                                | Engineering and construction<br>工程及建築  |
| Full Tech Equipment and Machinery Inc.<br>Full Tech Equipment and Machinery Inc.  | Philippines<br>菲律賓   | Philippines<br>菲律賓         | Ordinary shares<br>PHP21,250,000<br>普通股21,250,000<br>菲律賓比索 | Ordinary shares<br>PHP21,250,000<br>普通股21,250,000<br>菲律賓比索 | -   | 100%            | -            | 100%                                | Provision of logistic services to<br>construction and mining sites<br>向建築及採礦地盤提供物流<br>服務   |
| Shenzhen BGI Fisheries Sci & Tech Co., Ltd.*<br>深圳華大海洋科技有限公司(note (c))  | PRC<br>中國  | PRC<br>中國                  | RMB 100,000,000<br>人民幣100,000,000元                         | RMB 100,000,000<br>人民幣100,000,000元                         | -   | -<br>(note (d)) | -            | 70%                                 | Investment holding, research and<br>development and breeding,<br>sales and trading of aquatic<br>products<br>投資控股、研發及育種、銷售及<br>買賣水產品 |
| Shenzhen BGI Fisheries Sci & Tech Co., Ltd.*<br>深圳華大海洋科技有限公司(附註(c))   | PRC<br>中國  | PRC<br>中國                  | RMB 10,000,000<br>人民幣10,000,000元                           | RMB 10,000,000<br>人民幣10,000,000元                           | -   | -<br>(note (d)) | -            | 70%                                 | Breeding and trading of aquatic<br>products<br>育種及買賣水產品  |
| Hainan BGI Marine Sci & Tech Co., Ltd.*<br>海南華大海洋科技有限公司(note (c))<br>海南華大海洋科技有限公司(附註(c))                                  | PRC<br>中國  | PRC<br>中國                  | RMB 10,000,000<br>人民幣10,000,000元                           | RMB 10,000,000<br>人民幣10,000,000元                           | -   | -<br>(note (d)) | -            | 46%<br>(note (a))<br>46%<br>(附註(a)) | Research, breeding and trading of<br>aquatic products<br>研究、育種及買賣水產品   |
| BGI Aquatic Product (HK) Company Limited<br>華大水產(香港)有限公司  | Hong Kong<br>香港  | Hong Kong<br>香港            | HK\$ 1,553,860<br>港幣1,553,860元                             | HK\$ 1,553,860<br>港幣1,553,860元                             | -   | -<br>(note (d)) | -            | 70%<br>(附註(d))                      | Trading of aquatic products<br>買賣水產品   |
| BGI Academy of Marine Sciences*<br>深圳市華大海洋研究院(note (c))<br>深圳市華大海洋研究院(附註(c))  | PRC<br>中國  | PRC<br>中國                  | RMB 1,000,000<br>人民幣1,000,000元                             | RMB 1,000,000<br>人民幣1,000,000元                             | -   | -<br>(note (d)) | -            | 70%<br>(附註(d))                      | Research and development on<br>breeding and cultivation of<br>aquatic species<br>育種研發及培育水生物種   |
| Zhenjiang Huayou Ecological Agriculture<br>Sci & Tech Co., Ltd.*<br>鎮江華優生態農業科技有限公司<br>(note (c))<br>鎮江華優生態農業科技有限公司(附註(c)) | PRC<br>中國  | PRC<br>中國                  | RMB 10,000,000<br>人民幣10,000,000元                           | RMB 10,000,000<br>人民幣10,000,000元                           | -   | -<br>(note (d)) | -            | 70%<br>(附註(d))                      | Breeding and trading of aquatic<br>products<br>育種及買賣水產品  |

## Notes to the Consolidated Financial Statements

### 綜合財務報表附註

For the year ended 31 March 2022 截至2022年3月31日止年度

#### 48. PRINCIPAL SUBSIDIARIES OF THE COMPANY (continued)

#### 48. 本公司主要附屬公司(續)

| Name of subsidiaries<br>附屬公司名稱  | Place of incorporation/<br>establishment/<br>註冊成立/<br>成立的地點 | Place of operation<br>經營地點 | Issued and fully paid share capital/<br>registered capital |                                  | Percentage of equity interest and<br>voting power attributable to the Company |            |              |                | Principal activities<br>主要業務   |
|---|---|----------------------------|--|----------------------------------|---|------------|--------------|----------------|--|
|   |   |                            | 已發行及繳足股本/註冊資本  |                                  | 本公司應佔股權及表決權百分比  |            |              |                |  |
|   |   |                            | 2022   | 2021                             | 2022  | 2021       | Direct<br>直接 | Indirect<br>間接 |  |
| BGI Zhenjiang Detection Co., Ltd.*<br>鎮江華大檢測有限公司(note (c))<br>鎮江華大檢測有限公司(附註(c))   | PRC<br>中國   | PRC<br>中國                  | RMB 4,199,000<br>人民幣4,199,000元                             | RMB 4,199,000<br>人民幣4,199,000元   | -<br>-  | -<br>-     | -<br>-       | 70%<br>70%     | Provision of laboratory test services<br>and sales of aquatic products<br>提供試驗測試服務及銷售<br>水產品 |
| Jiangsu Yihua Food Co., Ltd.*<br>江蘇益華食品有限公司(note (c))<br>江蘇益華食品有限公司(附註(c))  | PRC<br>中國   | PRC<br>中國                  | RMB 10,350,000<br>人民幣10,350,000元                           | RMB 10,350,000<br>人民幣10,350,000元 | -<br>-  | -<br>-     | -<br>-       | 70%<br>70%     | Processing and trading of aquatic<br>products<br>加工及買賣水產品                                    |
| Hainan Haichang Prawn Breeding Co., Ltd.*<br>海南海昌對蝦繁育有限公司(note (c))<br>海南海昌對蝦繁育有限公司(附註(c))  | PRC<br>中國   | PRC<br>中國                  | RMB 2,550,000<br>人民幣2,550,000元                             | RMB 2,550,000<br>人民幣2,550,000元   | -<br>-  | -<br>-     | -<br>-       | 35%<br>35%     | Breeding and trading of aquatic<br>products<br>育種及買賣水產品                                      |
| Guangzhou Qingchuang Heaven and<br>earth Commercial Operation<br>Management Co., Ltd.*<br>廣州青創天地商業運營管理有限公司<br>(note (c))<br>廣州青創天地商業運營管理有限公司<br>(附註(c)) | PRC<br>中國   | PRC<br>中國                  | RMB 20,000,000<br>人民幣20,000,000元                           | RMB 20,000,000<br>人民幣20,000,000元 | -<br>-  | 63%<br>63% | -<br>-       | 63%<br>63%     | Sub-leasing of premises<br>分租物業  |
| Guangzhou Qingchuang ideal Commercial<br>Operation Management Co., Ltd.*<br>廣州青創理想商業運營管理有限公司<br>(note (c))<br>廣州青創理想商業運營管理有限公司<br>(附註(c))               | PRC<br>中國   | PRC<br>中國                  | RMB 15,000,000<br>人民幣15,000,000元                           | RMB 15,000,000<br>人民幣15,000,000元 | -<br>-  | 70%<br>70% | -<br>-       | 70%<br>70%     | Sub-leasing of premises<br>分租物業  |

#### Notes:

- (a) The subsidiary is a non-wholly owned subsidiary of BGI Marine with effective equity interest attributable to the Group of 46%.
- (b) The subsidiaries are non-wholly owned subsidiaries of BGI Marine with effective equity interest attributable to the Group of 35%.
- (c) These entities are registered as a private limited company under the PRC law.
- (d) These entities were disposed of on 28 January 2022 following the Disposal.

#### 附註:

- (a) 附屬公司為華大海洋非全資擁有附屬公司，擁有本集團應佔實際股權46%。
- (b) 附屬公司為華大海洋非全資擁有附屬公司，擁有本集團應佔實際股權35%。
- (c) 該等實體根據中國法律登記為私人有限公司。
- (d) 該等實體於出售事項後在2022年1月28日出售。



## Notes to the Consolidated Financial Statements

### 綜合財務報表附註

For the year ended 31 March 2022 截至2022年3月31日止年度

#### 48. PRINCIPAL SUBSIDIARIES OF THE COMPANY (continued)

The above table lists the subsidiaries of the Group which, in the opinion of the directors of the Company, principally affected the results or assets and liabilities of the Group. To give details of other subsidiaries would, in the opinion of the directors of the Company, result in particulars of excessive length.

\* Translation of Chinese name for identification purpose only.

At the end of the reporting period, the Group has other subsidiaries that are not individually material to the Group. The principal activities of these subsidiaries are sales of aquatic products and investment holding. A summary of these subsidiaries are set out as follows:

| Principal activity | Principal place of business              | 主要營業地址                 | Number of subsidiaries<br>附屬公司數目 |           |
|--------------------|--|------------------------|----------------------------------|-----------|
|                    |  |                        | 2022                             | 2021      |
| 主要業務               |  |                        |                                  |           |
| Investment holding | – Hong Kong                              | – 香港                   | 3                                | 2         |
| 投資控股               | – The British Virgin Islands (the “BVI”) | – 英屬處女群島<br>(「英屬處女群島」) | 8                                | 8         |
| Inactive           | – Hong Kong                              | – 香港                   | 4                                | 4         |
| 不活躍                | – The PRC                                | – 中國                   | 2                                | 4         |
|                    | – The BVI                                | – 英屬處女群島               | 1                                | 1         |
|                    | – Vietnam                                | – 越南                   | 1                                | –         |
|                    | – Australia                              | – 澳洲                   | –                                | 1         |
|                    | – Laos                                   | – 老撾                   | –                                | 1         |
|                    |  |                        | <b>19</b>                        | <b>21</b> |

None of the subsidiaries had issued any debt securities subsisting at the end of both years or at any time during both years.

#### 48. 本公司主要附屬公司(續)

本公司董事認為，上表列出本集團的附屬公司主要影響本集團的業績或資產及負債。本公司董事認為，提供其他附屬公司的詳情將導致詳情冗長。

\* 中文名稱翻譯僅供識別。

於報告期末，本集團擁有對本集團而言個別屬不重大的其他附屬公司。該等附屬公司的主要業務為銷售水產品及投資控股。該等附屬公司概要載列如下：

截至兩年末或兩年內任何時間，附屬公司概無發行任何存續的債務證券。

## Notes to the Consolidated Financial Statements

### 綜合財務報表附註

For the year ended 31 March 2022 截至2022年3月31日止年度

#### 48. PRINCIPAL SUBSIDIARIES OF THE COMPANY (continued)

The table below shows details of non-wholly owned subsidiary of the Group that has non-controlling interests that are material to the Group:

| Name of subsidiary<br>附屬公司名稱  | Place of incorporation/<br>establishment and<br>principal place of business<br>註冊成立/成立所在<br>地及主要營業地點 | Proportion of ownership interest<br>held by non-controlling interests<br>非控股權益持有的<br>所有者權益比例 |            | Proportion of voting power<br>held by non-controlling interests<br>非控股權益持有的<br>投票權比例 |            | Loss attributable to<br>non-controlling interests<br>非控股權益應佔虧損 |                  | Accumulated<br>non-controlling interests<br>累計非控股權益 |                  |
|---|--|--|------------|--|------------|--|------------------|---|------------------|
|   |  | 2022   | 2021       | 2022   | 2021       | 2022   | 2021             | 2022  | 2021             |
|   |  | %  | %          | %  | %          | HK\$'000<br>港幣千元   | HK\$'000<br>港幣千元 | HK\$'000<br>港幣千元                                    | HK\$'000<br>港幣千元 |
| BGI Marine<br>華大海洋  | The PRC<br>中國  | -<br>(note i)  | 30%        | -<br>(note i)  | 30%        | (21,091)   | (10,254)         | -   | 44,859           |
| Individual immaterial<br>subsidiaries with<br>non-controlling interest<br>擁有非控股權益的個別非<br>重大附屬公司 | The PRC<br>中國  | N/A<br>不適用   | N/A<br>不適用 | N/A<br>不適用   | N/A<br>不適用 | (1,556)  | (793)            | 838   | 1,851            |
|   |  |  |            |  |            | (22,647)   | (11,047)         | 838   | 46,710           |

Note:

- i. BGI Marine was disposed of on 28 January 2022 following the Disposal.

附註：

- i. 華大海洋於出售事項後在2022年1月28日予以出售。

|   |            | 2022<br>HK\$'000<br>港幣千元 | 2021<br>HK\$'000<br>港幣千元 |
|---|------------|--------------------------|--------------------------|
| Non-current assets                              | 非流動資產      | -                        | 104,051                  |
| Current assets                                  | 流動資產       | -                        | 176,857                  |
| Non-current liabilities                         | 非流動負債      | -                        | (52,453)                 |
| Current liabilities                             | 流動負債       | -                        | (144,274)                |
| Equity attributable to owners<br>of the Company | 本公司擁有人應佔權益 | -                        | 39,322                   |
| Non-controlling interests*                      | 非控股權益*     | -                        | 44,859                   |



## Notes to the Consolidated Financial Statements

### 綜合財務報表附註

For the year ended 31 March 2022 截至2022年3月31日止年度

#### 48. PRINCIPAL SUBSIDIARIES OF THE COMPANY (continued)

#### 48. 本公司主要附屬公司(續)

|   |                      | Period ended<br>28 January<br>2022<br>截至<br>2022年<br>1月28日<br>止年度<br>HK\$'000<br>港幣千元 | Year ended<br>31 March<br>2021<br>截至<br>2021年<br>3月31日<br>止年度<br>HK\$'000<br>港幣千元 |
|---|----------------------|---|---|
| Revenue   | 收益                   | <b>92,048</b>   | 192,588   |
| Expenses  | 開支                   | <b>(186,135)</b>  | (223,380)   |
| Loss for the period/year                                      | 期內/年內虧損              | <b>(94,087)</b>   | (30,792)  |
| Loss attributable to owners of the Company                    | 本公司擁有人應佔虧損           | <b>(72,996)</b>   | (20,538)  |
| Loss attributable to non-controlling interests*               | 非控股權益應佔虧損*           | <b>(21,091)</b>   | (10,254)  |
| Loss for the period/year                                      | 期內/年內虧損              | <b>(94,087)</b>   | (30,792)  |
| Net cash inflows from operating activities                    | 經營活動所得現金流入淨額         | <b>24,445</b>   | 1,083   |
| Net cash outflows used in investing activities                | 投資活動所用現金流出淨額         | <b>(10,637)</b>   | (21,675)  |
| Net cash inflows/outflows from (used in) financing activities | 融資活動所得/(所用)現金流入/流出淨額 | <b>(5,700)</b>  | 27,607  |
| Net cash inflows  | 現金流入淨額               | <b>8,108</b>  | 7,015   |

\* The amounts included net assets or loss attributable to non-controlling interests of subsidiaries of BGI Marine.

\* 該金額包括華大海洋附屬公司非控股權益應佔淨資產或虧損。

## Notes to the Consolidated Financial Statements

### 綜合財務報表附註

For the year ended 31 March 2022 截至2022年3月31日止年度

#### 49. RECONCILIATION OF LIABILITIES ARISING FROM FINANCING ACTIVITIES

The table below details changes in the Group's liabilities arising from financing activities, including both cash and non-cash changes. Liabilities arising from financing activities are those for which cash flows were, or future cash flows will be, classified in the consolidated statement of cash flows as cash flows from financing activities.

For the year ended 31 March 2022:

#### 49. 融資活動產生之負債對賬

下表載列本集團融資活動產生之負債變動詳情，包括現金及非現金變動。融資活動產生之負債為過往或將來的現金流於綜合現金流量表歸類為融資活動現金流的該等負債。

截至2022年3月31日止年度：

|  | 1/4/2021<br>2021年<br>4月1日<br>HK\$'000<br>港幣千元 | Financing<br>cash flows<br>融資現金流量<br>HK\$'000<br>港幣千元 | Non-cash changes<br>非現金變動                                    |  |   |   | 31/3/2022<br>2022年<br>3月31日<br>HK\$'000<br>港幣千元 |
|--|---|---|--|--|---|---|---|
|  |   |   | Finance<br>costs incurred<br>所產生融資<br>成本<br>HK\$'000<br>港幣千元 | New lease<br>arrangements<br>新租賃安排<br>HK\$'000<br>港幣千元 | The Disposal<br>(note 43(a))<br>出售事項<br>(附註43(a))<br>HK\$'000<br>港幣千元 | Exchange<br>realignment<br>匯兌調整<br>HK\$'000<br>港幣千元 |   |
| Bank and other borrowings (note 34)<br>銀行及其他借貸(附註34)   | 153,831                                       | (21,341)  | -  | -  | (73,670)  | -   | 58,820  |
| Interest payable (included in Accruals and other payables)<br>應付利息(計入應計費用及其他應付款項)                                    | 2,898   | (10,191)  | 7,293  | -  | -   | -   | -   |
| Amount due to a director of a subsidiary (included in Accruals and other payables)<br>應付一間附屬公司一名董事的款項(計入應計費用及其他應付款項) | 7,591   | 1,306   | -  | -  | -   | -   | 8,897   |
| Amount due to a related company<br>應付一間關聯公司款項  | 9,847   | (9,847)   | -  | -  | -   | -   | -   |
| Lease liabilities<br>租賃負債  | 138,735                                       | (8,319)   | 3,781  | 104,414  | (663)   | (881)   | 237,067   |
|  | 312,902                                       | (48,392)  | 11,074   | 104,414  | (74,333)  | (881)   | 304,784   |





## Notes to the Consolidated Financial Statements

### 綜合財務報表附註

For the year ended 31 March 2022 截至2022年3月31日止年度

#### 49. RECONCILIATION OF LIABILITIES ARISING FROM FINANCING ACTIVITIES (continued)

For the year ended 31 March 2021:

|  | 1/4/2020<br>2020年<br>4月1日<br>HK\$'000<br>港幣千元 | Financing<br>cash flows<br>融資現金流量<br>HK\$'000<br>港幣千元 | Finance<br>costs incurred<br>所產生融資<br>成本<br>HK\$'000<br>港幣千元 | New lease<br>arrangements<br>新租賃安排<br>HK\$'000<br>港幣千元 | Net-off with<br>rental deposit<br>與租金<br>按金對銷<br>HK\$'000<br>港幣千元 | Exchange<br>realignment<br>匯兌調整<br>HK\$'000<br>港幣千元 | 31/3/2021<br>2021年<br>3月31日<br>HK\$'000<br>港幣千元 |
|--|---|---|--|--|---|---|---|
| Bank and other borrowings (note 34)  | 196,018                                       | (46,289)  | -  | -  | -   | 4,102   | 153,831   |
| Interest payable (included in Accruals and other payables)                         | 1,748   | (8,666)   | 9,816  | -  | -   | -   | 2,898   |
| Amount due to a director of a subsidiary (included in Accruals and other payables) | 5,485   | 2,106   | -  | -  | -   | -   | 7,591   |
| Amount due to a related company  | -   | 2,729   | -  | -  | 7,118   | -   | 9,847   |
| Lease liabilities  | 8,398   | (6,457)   | 342  | 136,168  | -   | 284   | 138,735   |
|  | 211,649                                       | (56,577)  | 10,158   | 136,168  | 7,118   | 4,386   | 312,902   |

#### 50. MAJOR NON-CASH TRANSACTIONS

During the year ended 31 March 2022, the Group entered into new arrangements in respect of office properties and motor vehicle. Right-of-use assets, investment properties and lease liabilities of approximately HK\$9,786,000 (2021: HK\$1,311,000), HK\$94,628,000 (2021: HK\$134,857,000) and HK\$104,414,000 (2021: HK\$136,168,000) respectively were recognised at the commencement of the lease.

During the year ended 31 March 2021, a rental deposit of approximately HK\$7,118,000 (equivalent to RMB6,000,000) (2022: nil) was paid by a related company on behalf of the Group.

#### 49. 融資活動產生之負債對賬 (續)

截至2021年3月31日止年度：

|                                | 1/4/2020<br>2020年<br>4月1日<br>HK\$'000<br>港幣千元 | Financing<br>cash flows<br>融資現金流量<br>HK\$'000<br>港幣千元 | Finance<br>costs incurred<br>所產生融資<br>成本<br>HK\$'000<br>港幣千元 | New lease<br>arrangements<br>新租賃安排<br>HK\$'000<br>港幣千元 | Net-off with<br>rental deposit<br>與租金<br>按金對銷<br>HK\$'000<br>港幣千元 | Exchange<br>realignment<br>匯兌調整<br>HK\$'000<br>港幣千元 | 31/3/2021<br>2021年<br>3月31日<br>HK\$'000<br>港幣千元 |
|--------------------------------|---|---|--|--|---|---|---|
| 銀行及其他借款(附註34)                  | 196,018                                       | (46,289)  | -  | -  | -   | 4,102   | 153,831   |
| 應付利息(計入應計費用及其他應付款項)            | 1,748   | (8,666)   | 9,816  | -  | -   | -   | 2,898   |
| 應付一間附屬公司一名董事的款項(計入應計費用及其他應付款項) | 5,485   | 2,106   | -  | -  | -   | -   | 7,591   |
| 應付一間關聯公司款項                     | -   | 2,729   | -  | -  | 7,118   | -   | 9,847   |
| 租賃負債                           | 8,398   | (6,457)   | 342  | 136,168  | -   | 284   | 138,735   |
|                                | 211,649                                       | (56,577)  | 10,158   | 136,168  | 7,118   | 4,386   | 312,902   |

#### 50. 主要非現金交易

於截至2022年3月31日止年度，本集團就辦公物業及汽車訂立新安排。使用權資產、投資物業及租賃負債分別約為港幣9,786,000元(2021年：港幣1,311,000元)、港幣94,628,000元(2021年：港幣134,857,000元)及港幣104,414,000元(2021年：港幣136,168,000元)已於租賃開始時確認。

截至2021年3月31日止年度，一間關聯公司代表本集團支付租金按金約港幣7,118,000元(相當於人民幣6,000,000元)(2022年：無)。

# Five Year Financial Summary

## 五年財務概要

### CONSOLIDATED RESULTS

For the year ended 31 March

### 綜合業績

截至3月31日止年度

|   |                   | 2022<br>HK\$'000<br>港幣千元 | 2021<br>HK\$'000<br>港幣千元<br>(Re-presented)<br>(重新呈列) | 2020<br>HK\$'000<br>港幣千元<br>(Unre-presented)<br>(並無重新呈列) | 2019<br>HK\$'000<br>港幣千元<br>(Unre-presented)<br>(並無重新呈列) | 2018<br>HK\$'000<br>港幣千元<br>(Unre-presented)<br>(並無重新呈列) |
|---|-------------------|--------------------------|--|--|--|--|
| <b>Continuing operations</b>  | <b>持續經營業務</b>     |                          |  |  |  |  |
| Revenue   | 收益                | 736,003                  | 863,865  | 980,053  | 600,288  | 539,295  |
| Cost of revenue   | 收益成本              | (632,069)                | (764,088)  | (870,409)  | (484,009)  | (452,802)  |
| Gross profit  | 毛利                | 103,934                  | 99,777   | 109,644  | 116,279  | 86,493   |
| Gain from changes in fair value of biological assets less costs to sell | 生物資產公平值變動之收益減銷售成本 | -                        | -  | 13,196   | 410  | -  |
| Other income and gain   | 其他收入及收益           | 9,597                    | 40,829   | 45,803   | 1,933  | 1,896  |
| Administrative and other expenses                                       | 行政及其他開支           | (66,087)                 | (68,592)   | (110,389)  | (65,583)   | (51,372)   |
| Selling and distribution expenses                                       | 銷售及分銷開支           | (223)                    | -  | (21,177)   | (1,286)  | -  |
| Impairment losses of financial assets                                   | 金融資產減值虧損          | (2,437)                  | (559)  | (1,996)  | -  | -  |
| Share of result of an associate   | 分佔一間聯營公司業績        | 3,574                    | 19,024   | 1,175  | (4)  | 76   |
| Finance costs   | 融資成本              | (7,101)                  | (4,804)  | (7,576)  | (1,548)  | (1,173)  |
| Profit before taxation  | 除稅前溢利             | 41,257                   | 85,675   | 28,680   | 50,201   | 35,920   |
| Income tax expense  | 所得稅開支             | (8,251)                  | (7,012)  | (6,174)  | (10,481)   | (5,768)  |
|   |                   | 33,006                   | 78,781   | 22,506   | 39,720   | 30,152   |
| <b>Discontinued operations</b>  | <b>已終止業務</b>      |                          |  |  |  |  |
| Loss for the year from discontinued operation                           | 已終止業務之年內虧損        | (16,141)                 | (40,511)   | -  | -  | -  |
| Profit for the year   | 年內溢利              | 16,865                   | 38,270   | 22,506   | 39,720   | 30,152   |
| Other comprehensive income (expense) for the year                       | 年內其他全面收益(開支)      | 90                       | 17,815   | (12,016)   | (4,079)  | 3,792  |
| Total comprehensive income for the year                                 | 年內全面收益總額          | 16,955                   | 56,085   | 10,490   | 35,641   | 33,944   |

As at 31 March

於3月31日

|                                       |           | 2022<br>HK\$'000<br>港幣千元 | 2021<br>HK\$'000<br>港幣千元 | 2020<br>HK\$'000<br>港幣千元 | 2019<br>HK\$'000<br>港幣千元 | 2018<br>HK\$'000<br>港幣千元 |
|---------------------------------------|-----------|--------------------------|--------------------------|--------------------------|--------------------------|--------------------------|
| Non-current assets                    | 非流動資產     | 486,640                  | 505,172                  | 299,638                  | 264,863                  | 108,104                  |
| Current assets                        | 流動資產      | 391,231                  | 460,793                  | 495,096                  | 403,921                  | 278,820                  |
| Current liabilities                   | 流動負債      | (149,467)                | (328,957)                | (372,311)                | (268,980)                | (99,588)                 |
| Net current assets                    | 流動資產淨值    | 241,764                  | 131,836                  | 122,785                  | 134,941                  | 179,232                  |
| Total assets less current liabilities | 資產總額減流動負債 | 728,404                  | 637,008                  | 422,423                  | 399,804                  | 287,336                  |
| Non-current liabilities               | 非流動負債     | (254,226)                | (193,199)                | (37,373)                 | (41,312)                 | (6,556)                  |
| Net assets                            | 資產淨值      | 474,178                  | 443,809                  | 385,050                  | 358,492                  | 280,780                  |

## Glossary

### 專用詞彙

In this annual report (other than the Independent Auditor's Report and Financial Information), unless the context otherwise requires, the following expression shall have the following meanings:

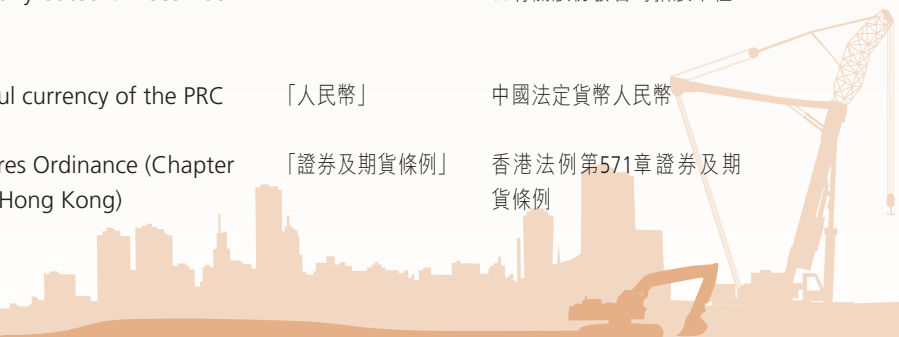
於本年報內(獨立核數師報告與財務資料除外)，除非文義另有所指，否則下列詞彙具有以下涵義：

|                               |   |             |  |
|-------------------------------|---|-------------|--|
| "2022 Financial Year"         | for the year ended 31 March 2022  | 「2022年財政年度」 | 截至2022年3月31日止年度                            |
| "2021 Corresponding Year"     | for the year ended 31 March 2021  | 「2021年同期」   | 截至2021年3月31日止年度                            |
| "AGM"                         | Annual general meeting of the Company   | 「股東週年大會」    | 本公司股東週年大會                                  |
| "Articles"                    | the Articles of Association of the Company, as amended from time to time  | 「章程細則」      | 本公司組織章程細則，經不時修訂                            |
| "BGI Marine"                  | Shenzhen BGI Marine Sci & Tech Co. Ltd, a company incorporated in the PRC and a former indirect subsidiary of the Company                                 | 「華大海洋」      | 深圳華大海洋科技有限公司，於中國註冊成立的公司，並為本公司的前間接附屬公司      |
| "BGI Marine Group"            | BGI Marine and its subsidiaries   | 「華大海洋集團」    | 華大海洋及其附屬公司                                 |
| "Birmingham Property Project" | a project for the development of a residential property which consists 304 apartments situated at Windmill Street, Birmingham, the United Kingdom         | 「伯明罕物業項目」   | 一個住宅物業發展項目，包括位於英國伯明罕Windmill Street的304間公寓 |
| "Board"                       | the board of Directors of the Company   | 「董事會」       | 本公司董事會                                     |
| "BVI"                         | the British Virgin Islands  | 「英屬處女群島」    | 英屬處女群島                                     |
| "CG Code"                     | the Corporate Governance Code   | 「企業管治守則」    | 企業管治守則                                     |
| "Company"                     | Yee Hop Holdings Limited, an exempted company incorporated in Cayman Islands with limited liability, the shares of which are listed on the Stock Exchange | 「本公司」       | 義合控股有限公司，於開曼群島註冊成立的獲豁免有限公司，其股份於聯交所上市       |
| "connected person(s)"         | has the meaning ascribed to it under the Listing Rules  | 「關連人士」      | 具有上市規則所賦予的涵義                               |
| "Controlling Shareholder(s)"  | has the meaning ascribed thereto under the Listing Rules and, in the context of the Company, means each of Mr. Jim, Mr. Chui and JJ1318                   | 「控股股東」      | 具有上市規則所賦予的涵義，且就本公司而言，指詹先生、徐先生及JJ1318       |
| "Directors"                   | the director(s) of the Company  | 「董事」        | 本公司董事                                      |

## Glossary

### 專用詞彙

|                     |   |           |   |
|---------------------|---|-----------|---|
| “GBP”               | British Pound, the lawful currency of UK  | 「英鎊」      | 英國法定貨幣英鎊  |
| “Group”             | the Company and its subsidiaries  | 「本集團」     | 本公司及其附屬公司   |
| “HK\$”              | Hong Kong dollars, the lawful currency of Hong Kong   | 「港幣」      | 香港法定貨幣港幣  |
| “Hong Kong” or “HK” | the Hong Kong Special Administrative Region of the PRC  | 「香港」      | 中國香港特別行政區   |
| “JJ1318”            | JJ1318 Holdings Limited, a company incorporated in the BVI, is wholly owned by Mr. Jim and is a Controlling Shareholder | 「JJ1318」  | JJ1318 Holdings Limited，於英屬處女群島註冊成立的公司，由詹先生全資擁有並為控股股東 |
| “Listing”           | the listing of the Shares on the Main Board on 18 December 2015   | 「上市」      | 股份於2015年12月18日在主板上市                                   |
| “Listing Rules”     | the Rules Governing the Listing of Securities on the Stock Exchange   | 「上市規則」    | 聯交所證券上市規則   |
| “Main Board”        | the main board of the Stock Exchange  | 「主板」      | 聯交所主板   |
| “Model Code”        | Model Code for Securities Transactions by Directors of Listed Issuers   | 「標準守則」    | 上市發行人董事進行證券交易的標準守則                                    |
| “Mr. Chui”          | Mr. CHUI Mo Ming (徐武明), an Executive Director and a Controlling Shareholder   | 「徐先生」     | 徐武明先生，為執行董事兼控股股東                                      |
| “Mr. Jim”           | Mr. JIM Yin Kwan Jackin (詹燕群), an Executive Director and a Controlling Shareholder                                      | 「詹先生」     | 詹燕群先生，為執行董事兼控股股東                                      |
| “PHP”               | Philippines Peso, the lawful currency of the Republic of Philippines  | 「菲律賓比索」   | 菲律賓共和國法定貨幣菲律賓比索                                       |
| “PRC”               | The People’s Republic of China  | 「中國」      | 中華人民共和國   |
| “Prospectus”        | the prospectus in relation to the Shares Offer of the Company dated 8 December 2015                                     | 「招股章程」    | 本公司日期為2015年12月8日有關股份發售的招股章程                           |
| “RMB”               | Renminbi, the lawful currency of the PRC  | 「人民幣」     | 中國法定貨幣人民幣   |
| “SFO”               | Securities and Futures Ordinance (Chapter 571 of the laws of Hong Kong)   | 「證券及期貨條例」 | 香港法例第571章證券及期貨條例                                      |



## Glossary

### 專用詞彙

|                        |   |          |  |
|------------------------|---|----------|--|
| "Share Option Scheme"  | the share option scheme adopted by the Company pursuant to the written resolutions of the Shareholders of the Company passed on 25 November 2015      | 「購股權計劃」  | 本公司根據本公司股東於2015年11月25日所通過書面決議案採納的購股權計劃       |
| "Shareholder(s)"       | holder(s) of the Shares of the Company from time to time  | 「股東」     | 本公司股份之不時持有人                                  |
| "Shares"               | Shares issued by the Company, with a nominal value of HK\$0.01 each   | 「股份」     | 本公司所發行每股面值港幣0.01元的股份                         |
| "Shares Offer"         | the public offer and placing of totaling 125,000,000 new Shares of the Company at the offer price of HK\$1.00 under the Prospectus                    | 「股份發售」   | 根據招股章程以發售價港幣1.00元公开发售及配售合共125,000,000股本公司新股份 |
| "Stock Exchange"       | The Stock Exchange of Hong Kong Limited   | 「聯交所」    | 香港聯合交易所有限公司                                  |
| "Yee Hop Construction" | Yee Hop Construction Company Limited (義合建築有限公司), a company incorporated in Hong Kong with limited liability and an indirect subsidiary of the Company | 「義合建築」   | 義合建築有限公司，於香港註冊成立的有限公司，並為本公司的間接附屬公司           |
| "Yee Hop Engineering"  | Yee Hop Engineering Company Limited (義合工程有限公司), a company incorporated in Hong Kong with limited liability and an indirect subsidiary of the Company  | 「義合工程」   | 義合工程有限公司，於香港註冊成立的有限公司，並為本公司的間接附屬公司           |
| "YH Global"            | YH Global Trading Limited, a company incorporated in Hong Kong with limited liability and an indirect wholly owned subsidiary of the Company          | 「義合環球」   | 義合環球貿易有限公司，於香港註冊成立的有限公司，並為本公司的間接附屬公司         |
| "YH Global Group"      | YH Global and its subsidiaries and associates (other than members of BGI Marine Group"  | 「義合環球集團」 | 義合環球及其附屬公司以及聯營公司(不包括華大海洋集團的成員公司)             |



**Yee Hop Holdings Limited**  
**義合控股有限公司**