

Grandshores Technology Group Limited

雄岸科技集團有限公司

(Incorporated in the Cayman Islands with limited liability)

(Stock Code: 1647)

2022
Annual Report

CONTENTS

	Page
CORPORATE INFORMATION	2
CHAIRMAN STATEMENT	3
MANAGEMENT DISCUSSION AND ANALYSIS	4
BIOGRAPHICAL DETAILS OF THE DIRECTORS AND SENIOR MANAGEMENT	13
CORPORATE GOVERNANCE PRACTICES	16
DIRECTORS' REPORT	29
ENVIRONMENTAL, SOCIAL AND GOVERNANCE REPORT	41
INDEPENDENT AUDITOR'S REPORT	63
CONSOLIDATED STATEMENT OF PROFIT OR LOSS AND OTHER COMPREHENSIVE INCOME	72
CONSOLIDATED STATEMENT OF FINANCIAL POSITION	73
CONSOLIDATED STATEMENT OF CHANGES IN EQUITY	75
CONSOLIDATED STATEMENT OF CASH FLOWS	77
NOTES TO THE CONSOLIDATED FINANCIAL STATEMENTS	79
FINANCIAL SUMMARY	160

CORPORATE INFORMATION

BOARD OF DIRECTORS

EXECUTIVE DIRECTOR

Mr. Yao Yongjie (*Chairman*)

NON-EXECUTIVE DIRECTORS

Mr. Chua Seng Hai
Ms. Lu Xuwen
Ms. Yu Zhuochen

INDEPENDENT NON-EXECUTIVE DIRECTORS

Mr. Chu Chung Yue, Howard
Mr. Li Kanlin (appointed on 20 May 2022)
Mr. Yu Wenzhuo

AUDIT COMMITTEE

Mr. Chu Chung Yue, Howard (*Chairman*)
Mr. Li Kanlin (appointed on 20 May 2022)
Mr. Yu Wenzhuo

REMUNERATION COMMITTEE

Mr. Li Kanlin (*Chairman*) (appointed on 20 May 2022)
Mr. Yao Yongjie
Ms. Lu Xuwen
Mr. Chu Chung Yue, Howard
Mr. Yu Wenzhuo

NOMINATION COMMITTEE

Mr. Yao Yongjie (*Chairman*)
Ms. Lu Xuwen
Mr. Chu Chung Yue, Howard
Mr. Li Kanlin (appointed on 20 May 2022)
Mr. Yu Wenzhuo

COMPANY SECRETARY

Mr. Wong Ngai

AUTHORISED REPRESENTATIVES

Mr. Yao Yongjie
Mr. Wong Ngai

REGISTERED OFFICE

Cricket Square
Hutchins Drive P.O. Box 2681
Grand Cayman KY1-1111
Cayman Islands

PRINCIPAL PLACE OF BUSINESS IN HONG KONG

Unit 1503, 15/F, Greenfield Tower, Concordia Plaza,
1 Science Museum Road, Tsim Sha Tsui,
Kowloon, Hong Kong

PRINCIPAL PLACE OF BUSINESS IN SINGAPORE

18 Kaki Bukit Place
Eunos Techpark
Singapore 416196

CAYMAN ISLANDS PRINCIPAL SHARE REGISTRAR AND TRANSFER OFFICE

Conyers Trust Company (Cayman) Limited
Cricket Square
Hutchins Drive
P.O. Box 2681
Grand Cayman KY1-1111
Cayman Islands

HONG KONG BRANCH SHARE REGISTRAR AND TRANSFER OFFICE

Tricor Investor Services Limited
Level 54, Hopewell Centre
183 Queen's Road East
Hong Kong

AUDITOR

Crowe (HK) CPA Limited
Certified Public Accountants
9/F, Leighton Centre
77 Leighton Road, Causeway Bay
Hong Kong

PRINCIPAL BANKS

United Overseas Bank
DBS Bank (Hong Kong) Limited
Bank of Communications (Hong Kong Branch)

COMPANY'S WEBSITE

www.grandshorestech.com

STOCK CODE

1647

CHAIRMAN STATEMENT

Dear Shareholders,

On behalf of the board (the “**Board**”) of directors (the “**Directors**”) of Grandshores Technology Group Limited (the “**Company**”) and its subsidiaries (collectively, the “**Group**”), I would like to present to our shareholders the annual report of the Group for the year ended 31 March 2022 (the “**Review Year**”).

The Group’s revenue for the Review Year was approximately S\$44.7 million (31 March 2021: approximately S\$49.1 million). The Group’s gross profit decreased from approximately S\$21.8 million for the year ended 31 March 2021 to approximately S\$12.0 million for the Review Year. The Group’s gross profit margin decreased from approximately 44.3% for the year ended 31 March 2021 to approximately 26.9% for the Review Year. The Group’s (loss)/profit attributable to owners of the Company changed from profit of approximately S\$5.3 million for the year ended 31 March 2021 to loss of approximately S\$982,000 for the Review Year.

The deterioration of the Group’s performance during the Review Year was mainly due to the decrease in income from Blockchain Technology Development and Application business. During the Review Year, Bitcoin price is highly volatile and the Group strategically reduced the volume of Bitcoin trading. The Group’s revenue from trading of digital assets decreased from approximately S\$11.5 million for the year ended 31 March 2021 to approximately S\$1.2 million for the Review Year. Furthermore, as a result of the drop in Bitcoin price from approximately US\$59,000 at the end of March 2021 to approximately US\$46,000 at the end of the Review Year, the Group recognized a loss on fair value changes of digital assets inventories for the Review Year of approximately S\$1.3 million as compared with a gain of approximately S\$2.1 million for the year ended 31 March 2021.

The Group intends to continue the existing principal businesses that provides integrated building services and undertakes building construction works in Singapore. At the same time, the Group intends to expand and diversify our business by investing into new business opportunities which can enhance shareholder value as well as complement and leverage existing business lines.

Although the performance of the Group’s Blockchain Technology Development and Application business is not satisfactory during the Review Year, our Directors stay positive about the future of the Blockchain Technology Development and Application business, considering the ongoing expansion of blockchain technology applications in different field and industries.

In May 2022, the Securities and Futures Commission has approved Grandshores Asset Management Limited, a wholly-owned subsidiary of the Company, to conduct Type 4 (advising on securities) and Type 9 (asset management) regulated activities as defined in Schedule 5 to the Securities and Futures Ordinance (Chapter 571 of the Laws of Hong Kong). The Group will gradually allocate resources to develop new financial services business, including asset management and other financial services.

I would like to take this opportunity to express my sincere gratitude to the management team and staff for their hard work and contributions, and to the shareholders, investors and business partners for their trust and support.

Yao Yongjie
Chairman
30 June 2022

MANAGEMENT DISCUSSION AND ANALYSIS

BUSINESS REVIEW AND OUTLOOK

The Group's revenue for the Review Year was approximately S\$44.7 million (31 March 2021: approximately S\$49.1 million). The Group's gross profit decreased from approximately S\$21.8 million for the year ended 31 March 2021 to approximately S\$12.0 million for the Review Year. The Group's gross profit margin decreased from approximately 44.3% for the year ended 31 March 2021 to approximately 26.9% for the Review Year.

According to Singapore Building and Construction Authority ("BCA"), the total construction demand (i.e. the value of construction contracts to be awarded) in 2022 is projected to be between S\$27 billion and S\$32 billion. The public sector is expected to contribute about 60 per cent of the total construction demand, between S\$16 billion and S\$19 billion. The private sector construction demand is anticipated to reach between S\$11 billion and S\$13 billion in 2022, comparable with the volume in 2021. Given the latest property cooling measures, residential building demand is anticipated to moderate year-on-year amid more cautious market sentiments. However, commercial building demand is expected to increase as hotels and attractions undergo refurbishment to prepare for inbound tourism revival, and older commercial premises are earmarked for redevelopment to enhance their asset values.

Over the medium-term, BCA expects the total construction demand to reach between S\$25 billion and S\$32 billion per year from 2023 to 2026. The public sector is expected to lead the demand and contribute S\$14 billion to S\$18 billion per year from 2023 to 2026. About half of the demand will come from building projects and the other half from civil engineering works. The private sector construction demand is projected to remain steady over the medium-term, reaching about S\$11 billion to S\$14 billion per year from 2023 to 2026, in view of healthy investment appetite amid Singapore's strong economic fundamentals.

The Group believes that the outlook for the construction sector will be challenging for 2022 in view of the continued uncertainties in the external environment and negative economic outlook in Singapore and major economies around the world impacted by Coronavirus Disease 2019 ("COVID-19"). All of these constraints make tenders far more competitive and profitability far lesser than were the cases previously. The Group is monitoring the situation closely and will maintain operational and financial prudence amidst a challenging economy. The Group will continue to manage its expenditure, review the business strategy constantly and look for opportunities in a cautious and prudent manner.

During the Review Year, Bitcoin price is highly volatile and the Group strategically reduced the volume of Bitcoin trading. The Group's revenue from trading of digital assets decreased from approximately S\$11.5 million for the year ended 31 March 2021 to approximately S\$1.2 million for the Review Year. Furthermore, as a result of the drop in Bitcoin price from approximately US\$59,000 at the end of March 2021 to approximately US\$46,000 at the end of the Review Year, the Group recognized a loss on fair value changes of digital assets inventories for the Review Year of approximately S\$1.3 million as compared with a gain of approximately S\$2.1 million for the year ended 31 March 2021.

The Group's industrial hemp business was not active during the Review Year.

MANAGEMENT DISCUSSION AND ANALYSIS

FUTURE PROSPECT

The Group intends to continue the existing principal businesses that provides integrated building services and undertakes building construction works in Singapore. At the same time, the Group intends to expand and diversify our business by investing into new business opportunities which can enhance shareholder value as well as complement and leverage existing business lines.

Although the revenue and gross profit of the blockchain technology development decreased during the Review Year, our Directors stay positive about the future of the blockchain technology development and application business, considering the ongoing expansion of blockchain technology applications in different field and industries.

In May 2022, the Securities and Futures Commission has approved Grandshores Asset Management Limited, a wholly-owned subsidiary of the Company, to conduct Type 4 (advising on securities) and Type 9 (asset management) regulated activities as defined in Schedule 5 to the Securities and Futures Ordinance (Chapter 571 of the Laws of Hong Kong). The Group will gradually allocate resources to develop new financial services business, including asset management and other financial services.

For industrial hemp business, the Group will review the market condition regularly to explore the development and expansion opportunities in this industry.

FINANCIAL REVIEW

Revenue

For the Review Year, the Group recorded a revenue of approximately S\$44.7 million (31 March 2021: approximately S\$49.1 million), a decrease of approximately S\$4.4 million or approximately 9.0%.

Revenue from integrated building services raised from approximately S\$31.9 million for the year ended 31 March 2021 to approximately S\$36.5 million for the Review Year, an increase of approximately S\$4.6 million. The increase is mainly due to the lifting of the Circuit Breaker measures imposed by Singapore Government from 7 April 2020 to 1 June 2020 (the “**Circuit Breaker Period**”) to combat the local transmission of COVID-19 in Singapore. Majority of the Group’s projects were halted during the Circuit Breaker Period and resulted in a significant slowdown in the progress of the Group’s integrated building services and building construction works in prior year.

Revenue attributable to the building construction works increased by approximately S\$4.6 million or approximately 126.5%, from S\$3.7 million for the year ended 31 March 2021 to approximately S\$8.3 million for the Review Year, mainly due to the lifting of the Circuit Breaker measures imposed by Singapore Government as discussed above.

The increases in revenue in integrated building services and building construction works were offset by the decrease in revenue generated from the blockchain technology development and application business of approximately S\$13.7 million, decreased from approximately S\$13.6 million revenue for the year ended 31 March 2021 to a loss of approximately S\$123,000 for the Review Year. The decrease is mainly because the Group strategically reduced the volume of Bitcoin trading in view of the high volatility of Bitcoin price during the Review Year, as well as the drop of Bitcoin price at the end of March 2021 as compared with that at the end of the Review Year.

MANAGEMENT DISCUSSION AND ANALYSIS

Costs of Sales and Services

The Group's cost of sales and services increased from approximately S\$27.4 million for the year ended 31 March 2021 to approximately S\$32.7 million for the Review Year, representing an increase of approximately S\$5.3 million or approximately 19.3%, which was mainly due to the increase in revenue from integrated building services and building construction work as discussed above. Even though the revenue from blockchain technology development and application business decreased substantially, this business has high gross profit margin and hence the significant drop in revenue did not result in significant decrease in cost of sales and services.

Gross Profit and Gross Profit Margin

The Group's gross profit decreased from approximately S\$21.8 million for the year ended 31 March 2021 to approximately S\$12.0 million for the Review Year, a decrease of approximately S\$9.8 million or approximately 44.7%. Such decrease was mainly due to the decrease in revenue and increase in costs of sales and services discussed above.

The Group's gross profit margin decreased from approximately 44.3% for the year ended 31 March 2021 to approximately 26.9% for the year ended 31 March 2022. The decrease was mainly due to the decrease in revenue contribution from blockchain technology development and application business from approximately S\$13.6 million revenue for the year ended 31 March 2021 to a loss of approximately S\$123,000 for the Review Year. Gross profit margin for blockchain technology development and application business is higher than the gross profit margin for integrated building services and building construction works, the significant drop in the revenue of blockchain technology development and application business resulted in the Group's lower gross profit margin. Furthermore, the gross profit margin of integrated building services and building construction works decreased because of the continued uncertainties in the external environment and negative economic outlook in Singapore and major economies around the world impacted by COVID-19, integrated building services and building construction works tenders during the Review Year is far more competitive than prior year.

Other income

Other income decreased from approximately S\$1.2 million for the year ended 31 March 2021 to approximately S\$740,000 for the Review Year, a decrease of approximately S\$485,000. The decrease was mainly because there was a gain on derecognition of inventory of approximately S\$319,000 resulted from finance lease arrangement for the year ended 31 March 2021, while there was no similar item for the Review Year. Moreover, the government grant received has decreased from approximately S\$360,000 for the year ended 31 March 2021 to approximately S\$256,000 for the Review Year.

Other Gains and Losses

The Group's other gains and losses increased from loss of approximately S\$951,000 for the year ended 31 March 2021 to loss of approximately S\$2.4 million for the Review Year. The increase was mainly due to recognition of fair value loss on financial assets through profit or loss of approximately S\$2.3 million (31 March 2021: gain of approximately S\$177,000). Furthermore, there was a gain on disposal of subsidiary of approximately S\$305,000 for the year ended 31 March 2021 but no such item for the Review Year. The decrease was partly offset by the decrease in recognition of foreign exchange loss from approximately S\$1.4 million for the year ended 31 March 2021 to approximately S\$145,000 for the Review Year.

MANAGEMENT DISCUSSION AND ANALYSIS

Administrative Expenses

The Group's administrative expenses decreased from approximately S\$12.1 million for the year ended 31 March 2021 to approximately S\$9.9 million for the Review Year, a decrease of approximately S\$2.2 million or approximately 17.6%. The Group's legal and professional expenses decreased from approximately S\$1 million for the year ended 31 March 2021 to approximately S\$278,000 for the Review Year due to less transactions requiring such services for the Review Year. The Group's equity-settled share option expense decreased from approximately S\$649,000 for the year ended 31 March 2021 to approximately S\$39,000 for the Review Year, because most of equity-settled share option expenses for the share options granted were fully recognised in prior years. The Group's depreciation expenses that included in administrative expenses decreased from approximately S\$1.1 million for the year ended 31 March 2021 to approximately S\$811,000 for the Review Year, because of the disposal of Innovative Plus Investments Limited ("Innovative Plus") and its wholly-owned subsidiary, DRC Engineering Pte. Ltd., that principally engaged in provision of integrated building services to small and medium size customers in Singapore in prior year.

Finance Costs

The Group's finance costs decreased from approximately S\$31,000 for the year ended 31 March 2021 to approximately S\$6,000 for the Review Year. As the mortgage loan was fully repaid in prior year, there was no bank loan interest for the Review Year (31 March 2021: approximately S\$19,000). Interest on lease liabilities also reduced from approximately S\$11,000 for the year ended 31 March 2021 to approximately S\$6,000 for the Review Year.

Income Tax Expense

The Group's income tax expense decreased from approximately S\$2.1 million for the year ended 31 March 2021 to approximately S\$695,000 for the Review Year, a decrease of approximately S\$1.4 million due to the decrease in taxable profit.

(Loss)/profit Attributable to Owners of the Company

The Group's (loss)/profit attributable to owners of the Company changed from profit of approximately S\$5.3 million for the year ended 31 March 2021 to loss of approximately S\$982,000 for the Review Year. This is mainly due to the decrease in income from Blockchain Technology Development and Application business as discussed above.

CONTINGENT LIABILITIES

As at the end of the Review Year, the Group had no material contingent liabilities.

FINAL DIVIDEND

The Directors do not recommend the payment of final dividend for the Review Year (31 March 2021: Nil).

LIQUIDITY AND FINANCIAL RESOURCES

The Group maintained a healthy financial position during the Review Year. As at the end of the Review Year, the Group had total bank balances and cash of approximately S\$32.4 million (31 March 2021: approximately S\$21.7 million). The current ratio of the Group as at the end of the Review Year was approximately 6.8 times (31 March 2021: approximately 5.9 times).

MANAGEMENT DISCUSSION AND ANALYSIS

TREASURY POLICY

The Group has adopted a prudent financial management approach towards its treasury policy and thus maintained a healthy financial position throughout the period. The Board closely monitor the Group's liquidity position to ensure that the liquidity structure of the Group's assets, liabilities, and other commitments can meet its funding requirements all the time.

PLEDGE OF ASSETS

As at the end of the Review Year, the Group had S\$nil (31 March 2021: approximately S\$786,000) of pledged bank deposits for corresponding amounts of performance guarantees issued in favour of customers. The Group's owned property which is situated at 18 Kaki Bukit Place, Eunos Techpark, Singapore 416196 was pledged for mortgage loan as at 31 March 2021 and the pledge was released during the Review Year.

EXPOSURE TO FOREIGN EXCHANGE RATE RISKS

The functional currency of the Group's major operating subsidiaries is Singapore dollars. However, certain subsidiaries of the Company have their assets and liabilities denominated in currencies other than Singapore dollars. The Group is subject to foreign exchange rate risk with respect to recognised assets and liabilities which are denominated in currencies other than Singapore dollars. During the Review Year, the Group did not commit to any financial instruments to hedge its exposure to foreign currency risk. The Group recorded a foreign exchange loss of approximately S\$145,000 million for the Review Year (31 March 2021: loss of approximately S\$1.4 million).

CAPITAL STRUCTURE

As at the end of the Review Year, the share capital and equity attributable to the owners of the Company amounted to approximately S\$2.0 million and S\$61.9 million respectively (31 March 2021: approximately S\$2.0 million and S\$62.3 million respectively).

On 30 May 2022, a total of 100,000,000 new ordinary shares were allotted and issued by the Company to Mr. Liu Zihao ("**Mr. Liu**") under general mandate (the "**Subscription Shares**") pursuant to a subscription agreement dated 25 April 2022 (the "**Subscription Agreement**") at the subscription price of HK\$0.1438 per subscription share (the "**Subscription**").

The subscription price of HK\$0.1438 per subscription share represents:

- (i) a discount of approximately 4.13% to the closing price of HK\$0.150 per share as quoted on the Stock Exchange on the date of the Subscription Agreement;
- (ii) a discount of approximately 11.00% to the average closing price of approximately HK\$0.1634 per share as quoted on the Stock Exchange for the last five (5) trading days immediately preceding the date of the Subscription Agreement; and
- (iii) a discount of approximately 13.43% to the average closing price of approximately HK\$0.1661 per share as quoted on the Stock Exchange for the last ten (10) trading days immediately preceding the date of the Subscription Agreement.

MANAGEMENT DISCUSSION AND ANALYSIS

The Directors are of the view that the Subscription is in the interests of the Company and the Shareholders as a whole and the allotment and issue of the Subscription Shares is an appropriate means of raising additional capital for the business operations of the Group since it will provide the Company with immediate funding. Furthermore, Mr. Liu's experience and network in PRC capital market will be beneficial to Group to explore various investment and financing opportunities in PRC.

The gross proceeds from the Subscription is approximately HK\$14.38 million. The net proceeds from the Subscription (after deducting the expenses incurred in the Subscription) is estimated to be approximately HK\$14.30 million. The net subscription price per Subscription Share, after deduction of relevant expenses, is estimated to be approximately HK\$0.143 per Subscription Share. The Company intends to apply the net proceeds from the Subscription as follows:

1. as to HK\$6 million for expanding the scope of the Group's blockchain technology development and application business, including but not limited to system development, marketing and promotion of digital art museum platform using virtual reality and blockchain technologies;
2. as to HK\$2.3 million for developing new financial services business which includes asset management as well as other financial services; and
3. as to HK\$6 million as general working capital to finance the operating costs of the Group's head office in Hong Kong.

The par value of each ordinary share is HK\$0.01. The aggregate nominal value of the Subscription Shares is HK\$1,000,000.

Further details of the Subscription are set out in the announcement of the Company dated 25 April 2022 and 30 May 2022.

MATERIAL ACQUISITIONS AND DISPOSALS OF SUBSIDIARIES, ASSOCIATED COMPANIES AND JOINT VENTURES

During the Review Year, the Group did not have any material acquisitions or disposals of subsidiaries, associated companies and joint ventures.

EMPLOYEES AND REMUNERATION POLICY

As at the end of the Review Year, the Group employed a total of 246 full-time employees (including executive Director), as compared to 257 full-time employees as at 31 March 2021. The Group's employees are remunerated according to their job scope, responsibilities, and performance. Local employees are also entitled to discretionary bonus depending on their respective performances and the profitability of the Group. The Group's foreign workers of the Singapore integrated building service business and building construction works business are typically employed on two-year basis depending on the period of their work permits and subject to renewal based on their performance, and are remunerated according to their work skills. Other staff benefits include the provision of retirement benefits, medical benefits and sponsorship of training courses.

MANAGEMENT DISCUSSION AND ANALYSIS

PRINCIPAL RISKS AND UNCERTAINTIES

Set out below are the principal risks and uncertainties are summarised as follows:

- (i) Changes in economic conditions which may directly affect the property market and construction demand in Singapore. Moreover, the Group's integrated building services business and building construction work business rely on successful tenders that determine the award of our projects contracts and is non-recurring in nature.
- (ii) The Group is exposed to financial risks including interest rate risk, currency risk, credit risk, liquidity risk and equity price risk in the normal course of its business. For further details of such risks and relevant policies, please refer to note 36 to the financial statements from pages 145 to 158.
- (iii) The Group has policies and procedures in place to ensure full compliance with relevant laws and regulations that have a significant impact on the Group's business and operations. Management regularly reviews and assesses the impact of any recent changes and developments in applicable laws, rules and regulations, and seeks external advice when deemed necessary.

FUTURE PLANS FOR MATERIAL INVESTMENTS OR CAPITAL ASSETS

Save as disclosed in this report, the Group does not have any other plans for material investments or capital assets.

SIGNIFICANT INVESTMENTS HELD

The Group did not have any significant investments with a market value that account for more than 5% of the Group's audited total assets as at the end of the Review Year and the year ended 31 March 2021.

USE OF PROCEEDS FROM LISTING

The shares of the Company were listed (the "Listing") on the Main Board of The Stock Exchange of Hong Kong Limited on 30 March 2017.

The net proceeds from the Listing, after deducting listing related expenses, were approximately S\$21.6 million (equivalent to approximately HK\$124.1 million), out of which approximately S\$11.6 million has been utilised as at 31 March 2022.

MANAGEMENT DISCUSSION AND ANALYSIS

Business objectives	Net proceeds S\$'000	Amount utilised as at 1 April 2021 S\$'000	Balance as at 1 April 2021 S\$'000	Amount utilised during the Review Year S\$'000	Amount utilised as at 31 March 2022 S\$'000	Balance as at 31 March 2022 S\$'000	Expected timeline of full utilisation of the unutilised proceeds
Various investments in manpower and plant and equipment for expanding the scale of operation and undertake more integrated services projects in Singapore	12,475	3,856	8,619	1,414	5,270	7,205	By the end of financial year ending 31 March 2023
Various investments in manpower and plant and equipment for expanding the in-house capabilities and reducing the use of subcontractors in relation to plumbing and sanitary works, electrical works and air-conditioning works	6,971	3,582	3,389	605	4,187	2,784	By the end of financial year ending 31 March 2023
Working capital	2,137	2,137	—	—	2,137	—	Fully utilised
	21,583	9,575	12,008	2,019	11,594	9,989	

The Group has been facing challenges in expanding its integrated building services and building construction works businesses as planned in the past three financial years due to the outbreak and spread of COVID-19 and keen competition in Singapore's building and construction industry.

The Remaining Proceeds are expected to be used in accordance with the Company's plan as disclosed in the Prospectus, except that the original timeline for the Group's expansion plan has been prolonged due to the aforesaid factors. The Board believes that it is financially prudent to prolong the timeline for implementing the business expansion as this would enhance the liquidity management of the Group and allows greater flexibility in responding to different challenges ahead.

USE OF PROCEEDS FROM SUBSCRIPTION OF 64,500,000 NEW SHARES ON 26 MARCH 2021 UNDER GENERAL MANDATE

The Company has completed the Subscription of 64,500,000 new ordinary shares on 26 March 2021. A total of 64,500,000 new ordinary shares were allotted and issued by the Company under general mandate to a Subscriber at HK\$0.420 per Subscription Share.

The net proceeds from the Subscription, after deducting legal expenses, were approximately S\$4.7 million (equivalent to approximately HK\$27.0 million), which has been fully utilised as at 31 March 2022.

MANAGEMENT DISCUSSION AND ANALYSIS

Details of the use of the proceeds from the Subscription are set as below:

		Amount utilised as at 31 March 2021 S\$'000	Balance as at 31 March 2021 S\$'000	Amount utilised during the Review Year S\$'000	Amount utilised as at 31 March 2022 S\$'000	Balance as at 31 March 2022 S\$'000	Expected timeline of full utilisation of the unutilised proceeds
Business objectives	Net proceeds S\$'000	—	—	—	—	—	
Working capital	4,729	—	4,729	4,729	4,729	—	By the end of financial year ending 31 March 2022

Further details of the Subscription are set out in the announcements of the Company dated 15 March 2021 and 26 March 2021.

EVENTS AFTER THE REPORTING PERIOD

- (a) On 4 April 2022, Grand Shores Blockchain Group Limited (“**GS Blockchain**”), a wholly owned subsidiary of the Company, entered into a loan agreement with Ms. Zhou Hongmei (“**Ms. Zhou**”), pursuant to which GS Blockchain agreed to provide Ms. Zhou with a loan in the principal amount of HK\$5,800,000 at an interest rate of 8% per annum for a period of six months (the “**Loan**”). Ms. Zhou holds 40% equity interest in Grandshores Creative Technology Limited, a 60%-owned subsidiary of the Company. Ms. Zhou is a substantial shareholder of a subsidiary of the Company and is therefore a connected person of the Company under the Listing Rules. The transaction contemplated under the Loan Agreement constitutes a connected transaction of the Company under Chapter 14A of the Listing Rules. For details, please refer to the announcement of the Company dated 4 April 2022.
- (b) On 25 April 2022, the Company entered into a subscription agreement with Mr. Liu pursuant to which the Company has conditionally agreed to allot and issue, and Mr. Liu has conditionally agreed to subscribe for 100,000,000 new ordinary shares of the Company at the subscription price of HK\$0.1438 per Subscription Share. All the conditions precedent under the Subscription Agreement have been fulfilled and completion took place on 30 May 2022. For details, please refer to the announcement of the Company dated 25 April 2022 and 30 May 2022.
- (c) On 27 May 2022, Grandshores Technology (Hong Kong) Limited (“**GS (HK)**”), a wholly owned subsidiary of the Company, and Lion Wealth Management Limited (“**Lion WM**”), agreed to increase their capital contribution in Aquarius II Sponsor Ltd. (“**Aquarius**”) by subscription of 49 and 51 new ordinary shares with no par value in the issued share capital of Aquarius for an aggregate subscription price of US\$1,592,500 and US\$1,657,500, respectively (the “**Capital Increase**”). Aquarius is an associate of the Company and is owned as to 49% and 51% by GS (HK) and Lion WM, respectively, since its incorporation. Upon completion of the Capital Increase, the Group will continue to hold 49% of the issued shares of Aquarius and will continue to account for its interest in Aquarius as an associate. For details, please refer to the announcement of the Company dated 27 May 2022.
- (d) The market price of Bitcoin has been decreased from approximately US\$46,000 as at 31 March 2022 to approximately US\$20,000 as at the date of this announcement, resulting to fair value loss on digital assets inventories of approximately US\$398,000 (equivalent to approximately S\$553,000).

Save as disclosed above, no other significant events have been taken place subsequent to the end of the Review Year.

BIOGRAPHICAL DETAILS OF THE DIRECTORS AND SENIOR MANAGEMENT

Biographical details of the Directors and senior management are set out as follows:

DIRECTORS

EXECUTIVE DIRECTOR

Mr. Yao Yongjie (“Mr. Yao”), aged 51, was appointed as the executive Director on 30 May 2018. He is also a director of various subsidiaries of the Group. He was appointed as the chairman of the Board on 30 June 2018. He graduated from Hunan University with a degree in architecture and was involved in a number of real estate projects. Mr. Yao is currently the chairman of a private equity investment company, Hangzhou Tunlan Investment Management Co., Ltd (杭州瞰瀾投資管理有限公司) (“**Hangzhou Tunlan**”), which will focus on blockchain and artificial intelligence related investments. Mr. Yao was an angel investor of Hangzhou Canaan Creative Information Technology Limited (杭州嘉楠耘智信息科技有限公司) (“**Canaan**”), which is principally engaged in research and development of integrated circuits. Canaan was listed on Nasdaq on 21 November 2019 (ticker symbol: CAN). Mr. Yao is also the president of the Zhejiang Grand Shores Blockchain Industrial Development Institute. Mr. Yao is a famous investor in the blockchain industry and has successfully invested in a few world-leading blockchain companies, such as Canaan and has broad influence and appeal in the industry. In 2018, Mr. Yao is one of the founders of Grand Shores Global Blockchain Ten-Billion Innovation Fund.

NON-EXECUTIVE DIRECTORS

Mr. Chua Seng Hai (“Mr. Chua”), aged 61, was appointed as the Director on 18 May 2016 and re-designated as the executive Director and appointed as the chairman of the Board on 5 July 2016. He was re-designated as non-executive Director, and had resigned as the chairman of the Board on 30 June 2018. He also held directorships in various subsidiaries of the Group. Mr. Chua has over 20 years of experience in the provision of integrated building services and in the building and construction industry in Singapore. Mr. Chua worked at JVL Engineering Pte Ltd as a manager from January 1999 to November 2005 and he was also a director of HAM Engineering Pte Ltd from March 1997 to November 2005.

Mr. Chua obtained the National Trade Certificate Grade 3 in Electrical Fitting & Installation (Industrial) (Practical and Theory Parts) and in Electrical Fitting & Installation (Domestic) (Practical and Theory Parts) from the Vocational and Industrial Training Board (currently known as The Institute of Technical Education) of Singapore in August 1979. He is registered with the Building and Construction Authority as a building construction safety supervisor. He is also a licensed electrician registered with the Energy Market Authority in Singapore.

Mr. Chua is the spouse of Ms. Bek Poi Kiang (member of the senior management of the Group).

Ms. Lu Xuwen (“Ms. Lu”), aged 31, was appointed as a non-executive Director on 8 October 2018. She is also a director of various subsidiaries of the Group. Ms. Lu holds a degree in finance, accounting and management from the University of Nottingham and a master degree in finance from Tulane University. Since 2016 and prior to joining the Company, Ms. Lu has been the board secretary of Hangzhou Tunlan. Mr. Yao Yongjie, the chairman of the Board and an executive Director, is the controlling shareholder of Hangzhou Tunlan, and is a partner and the chairman of Hangzhou Tunlan.

BIOGRAPHICAL DETAILS OF THE DIRECTORS AND SENIOR MANAGEMENT

Ms. Yu Zhouchen (“Ms. Yu”), aged 29, was appointed as a non-executive Director on 1 March 2021. She is also a director of various subsidiaries of the Group. Since March 2018, Ms. Yu has been an investment manager of Hangzhou Tunlan. Prior to joining Hangzhou Tunlan, Ms. Yu has been an account manager of Google Advertising (Shanghai) Co., Ltd.* (谷歌廣告(上海)有限公司) from August 2017 to March 2018. Ms. Yu holds a bachelor degree in public utilities management from Shantou University and a master degree in knowledge management from Nanyang Technological University.

INDEPENDENT NON-EXECUTIVE DIRECTORS

Mr. Chu Chung Yue, Howard (“Mr. Chu”), aged 73, was appointed as an independent non-executive Director on 30 June 2018. Mr Chu is currently serving as an independent non-executive Director and the Chairman of the Audit Committee for Yunfeng Financial Group Limited (stock code: 376), a financial services company listed on the Main Board of the Stock Exchange.

Mr. Chu was the vice president, Asia and chief representative, China of a major Canadian mining company Teck Resources Limited. Mr. Chu was responsible for the development of the company’s business opportunities in China. Mr. Chu held various senior positions with this company including Corporate Controller and was the vice president, Asia and chief representative, China from 2007 to April 2011.

Mr. Chu graduated in the Commerce Program of the University of British Columbia in 1974 and qualified as a professional accountant with the Canadian Institute of Chartered Professional Accountants in 1978.

Mr. Li Kanlin (“Mr. Li”), aged 32, was appointed as an independent non-executive Director on 20 May 2022. Mr. Li has been an investment development supervisor of EGO Group Co., Ltd. from April 2021 to April 2022. Prior to that, Mr. Li has held various positions in several companies, including an industry research commissioner of Six Degrees Information Technology (Hangzhou) Co., Ltd. from March 2020 to September 2020; a project manager of Hangzhou Canaan Creative Technology Co., Ltd. from February 2018 to December 2019; a vice general manager of Zhejiang Yousika Automobile Sales Co., Ltd. from October 2015 to February 2018; a risk control commissioner of Hangzhou Miyun Technology Co., Ltd. from February 2015 to August 2015; and a project manager of Hangzhou Jielan Information Technology Co., Ltd. from February 2013 to February 2015.

Mr. Li holds a bachelor degree in finance from Zhejiang University and a diploma in computer information management from China Central Radio and TV University (now known as The Open University of China).

Mr. Yu Wenzhuo (“Mr. Yu”), aged 51, was appointed as an independent non-executive Director on 30 June 2018. Mr. Yu graduated from Changzhou Vocational Institute of Light Industry with an associate degree in financial management in 1993.

He is currently the Partner of InBlockchain Capital. He has extensive experiences in China working across government authority and commercial field. He worked in Changzhou Bureau of Land and Resources for 13 years. Since then, he was operational manager in Shanghai Mengzhimei Industrial Co. Ltd from 2008 to 2011. He was the chief executive officer of Shanghai Wotao Electronic Commerce Co. Ltd from 2011 to 2014 and the chief operating officer of Beijing Yunbi Technology Co. Ltd. from 2014 to 2017.

* for identification purpose only

BIOGRAPHICAL DETAILS OF THE DIRECTORS AND SENIOR MANAGEMENT

SENIOR MANAGEMENT

Ms. Bek Poi Kiang (“Mrs. Chua”), aged 62, Ms Chua is an associate director of SH Integrated Services Pte. Ltd. (“**SH Integrated**”), an indirect wholly-owned subsidiary of the Company. Mrs. Chua has accumulated more than 10 years of experience in our business and operations.

Mrs. Chua is the spouse of Mr. Chua Seng Hai (non-executive Director).

Mr. Lim Kai Hwee (“Mr. Lim”), aged 45, is the general manager of the Group’s integrated building services business and building and construction works business. He joined the Group in August 2006 and was the executive Director from 5 July 2016 to 30 June 2018. He obtained a degree of Bachelor of Applied Science in construction management and economics from Curtin University of Technology in February 2004. Mr. Lim has over 10 years of experience in the provision of integrated building services and in the building and construction industry in Singapore. Prior to joining the Group, Mr. Lim was employed by United Premas Limited as a facilities manager from November 2001 to August 2005.

COMPANY SECRETARY

Mr. Wong Ngai (“Mr. Wong”), aged 41, was appointed as the company secretary of the Company on 16 August 2018. Mr. Wong joined the Group as group financial controller in June 2018 and was promoted to the Chief Financial Officer of the Group in 2019. Mr. Wong is a fellow member of The Association of Chartered Certified Accountants and a member of The Hong Kong Institute of Certified Public Accountants. He is also an associate member of both The Chartered Governance Institute (previously known as The Institute of Chartered Secretaries and Administrators) in the United Kingdom and The Hong Kong Chartered Governance Institute (previously known as The Hong Kong Institute of Chartered Secretaries).

CORPORATE GOVERNANCE PRACTICES

The Group is committed to maintaining good corporate governance to safeguard the interest of shareholders and to achieve effective accountability.

The Company has adopted the corporate governance code (the “**CG Code**”) contained in Appendix 14 to the Rules Governing the Listing of Securities on the Stock Exchange (the “**Listing Rules**”). To the best knowledge of the Board, the Company has complied with the CG code for the Review Year, save for the deviation from code provision A.2.1 of the CG Code as set out in the section headed “Chairman and Chief Executive” of this report.

MODEL CODE FOR SECURITIES TRANSACTIONS BY DIRECTORS OF LISTED ISSUERS

The Company has adopted the Model Code for Securities Transactions by Directors of Listed Companies (the “**Model Code**”) as set out in Appendix 10 of the Listing Rules as its own code of conduct regarding Directors’ securities transactions. Having made specific enquiries of the Directors, all the Directors have confirmed that they have complied with the required Model Code’s standard for the Review Year.

THE BOARD

COMPOSITION

As at the date of this report, the Board is chaired by Mr. Yao Yongjie and comprised seven members including one executive Director, three non-executive Directors and three independent non-executive Directors.

Biographical details of the Directors are set out in the section headed “Biographical Details of the Directors and Senior Management” in this report. Save as disclosed in the aforesaid section, there are no financial, business, family or other material/relevant relationships among members of the Board.

Executive Director

Mr. Yao Yongjie (*Chairman*)

Non-Executive Directors

Mr. Chua Seng Hai

Ms. Lu Xuwen

Ms. Yu Zhuochen

Independent Non-Executive Directors

Mr. Chu Chung Yue, Howard

Dr. Zhang Weining (resigned on 20 May 2022)

Mr. Li Kanlin (appointed on 20 May 2022)

Mr. Yu Wenzhuo

CORPORATE GOVERNANCE PRACTICES

BOARD DIVERSITY POLICY

The Board has adopted a board diversity policy (the “**Board Diversity Policy**”) which sets out the approach to achieve diversity on the Board. The Company considered diversity of board members can be achieved through consideration of a number of aspects, including but not limited to gender, age, cultural and educational background, professional experience, skills and knowledge. All Board appointments are based on meritocracy, and candidates are considered against objective criteria, having due regard for the benefits of diversity on the Board.

The nomination committee of the Board has reviewed the Board Diversity Policy to ensure its effectiveness and considered that the Group achieved the Board Diversity Policy for the Review Year.

CHAIRMAN AND CHIEF EXECUTIVE

Code provision A.2.1 of the CG Code stipulates that the roles of the Chairman and the Chief Executive Officer should be separate and should not be performed by the same individual.

During the Review Year, the role of the Chairman of the Board is performed by Mr. Yao Yongjie, while the office of the Chief Executive Officer of the Company is vacated following the resignation of Mr. Li Wei on 23 July 2021. The Board will keep reviewing the current structure of the Board from time to time and should candidate with suitable knowledge, skill and experience be identified, the Company will make appointment to fill the post of the Chief Executive Officer as appropriate.

TERMS OF APPOINTMENT OF NON-EXECUTIVE DIRECTORS

Each of the non-executive Directors and independent non-executive Directors has signed a letter of appointment with the Company for a term of three years.

INDEPENDENT NON-EXECUTIVE DIRECTORS

For the year ended 31 March 2022 and up to the date of this report, the Company has three independent non-executive Directors representing more than one-third of the Board, which is in compliance with Rules 3.10(1) and 3.10A of the Listing Rules. In compliance with Rule 3.10(2) of the Listing Rules, one of the independent non-executive Directors, namely Mr. Chu Chung Yue, Howard, possesses professional accounting qualifications, or financial management expertise.

In accordance with the Rule 3.13 of the Listing Rules, each of the current independent non-executive Directors, namely Mr. Chu Chung Yue, Howard, Dr. Zhang Weining and Mr. Yu Wenzhou have confirmed their independence for the Review Year.

APPOINTMENT, RE-ELECTION AND REMOVAL OF DIRECTORS

In accordance with the Company’s articles of association (the “**Articles**”), all the Directors are subject to retirement by rotation at least once every three years. Any new Director appointed by the Board (i) to fill a casual vacancy in the Board shall hold office only until the first general meeting of the Company following his/her appointment and shall be subject to re-election at such meeting; and (ii) as an addition to the Board shall hold office until the next following annual general meeting of the Company and shall then be eligible for re-election.

CORPORATE GOVERNANCE PRACTICES

ROLE AND RESPONSIBILITIES

The Board is responsible for the overall management of the Group and all day-to-day operations and management of the Group's business has been delegated to management under the leadership of the Chief Executive Officer of the Group.

The principal roles of the Board are:

- set long term objectives and strategies;
- approve major policies and guidelines;
- prepare and approve financial statements, annual report and interim report;
- approve major capital expenditures, acquisition and disposals;
- approve connected transactions;
- approve material borrowings and expenditures;
- review and monitor internal control and risk management; and
- declare and recommend the payments of dividends.

The Board is also responsible for the corporate governance functions of the Company, which includes:

- develop and review the Company's policies and practices on corporate governance;
- review and monitor the training and continuous professional development of directors and senior management;
- review and monitor the Company's policies and practices on compliance with legal and regulatory requirements;
- develop, review and monitor the code of conduct and compliance manual applicable to employees and directors; and
- review the Company's compliance with the CG Code and disclosure in the corporate governance report.

During the Review Year, the Board had reviewed and discussed the corporate governance policy of the Group and was satisfied with the effectiveness of the corporate governance policy of the Group.

DIRECTORS' TRAINING AND PROFESSIONAL DEVELOPMENT

The Group acknowledges the importance of adequate continuing professional development for the Directors for a sound and effective internal control system and corporate governance. In this regard, the Group has always encouraged our Directors to attend relevant training courses to receive the latest news and knowledge regarding corporate governance. During the Review Year, the Company had provided internal trainings and in-house briefings to the Directors to ensure awareness of best corporate governance practices. The Company also periodically circulated reading materials relating to the general business, investment, or director's duties and responsibility to all the Directors. In addition, the Group will, if necessary, provide timely and regular trainings to the Directors to ensure that they keep abreast with the current requirements under the Listing Rules.

CORPORATE GOVERNANCE PRACTICES

During the Review Year, all current Directors have participated in continuous professional development as shown below:

	Reading relevant matters in relation to listing rules update and corporate governance
<i>Executive Director:</i> Mr. Yao Yongjie	✓
<i>Non-Executive Directors:</i> Mr. Chua Seng Hai Ms. Lu Xuwen Ms. Yu Zhuochen	✓ ✓ ✓
<i>Independent Non-Executive Directors:</i> Mr. Chu Chung Yue, Howard Dr. Zhang Weining (resigned on 20 May 2022) Mr. Yu Wenzhuo	✓ ✓ ✓

BOARD PROCESS

The Group has in place a clear board process. Regular Board meetings are scheduled at least two times per year. Directors receive at least 14 days' prior written notice of regular Board meetings and agenda. The Board papers, including supporting analyses and relevant background information, are normally sent to all Directors at least three days before the Board meeting. For other Board meetings, Directors are given as much notice as possible in the circumstances. Directors may include any matters they wish to discuss in the agenda.

Minutes of the Board and committee meetings are prepared and kept by the company secretary of the Group, and are open for inspection by Directors upon request. All Directors have access to the advice and services of the company secretary, and are allowed to seek external professional advice if needed.

CORPORATE GOVERNANCE PRACTICES

During the Review Year, 9 Board meetings and 1 general meetings were held and the attendance record of each Director is set out below:

	Number of Board meeting attended/held	Number of general meeting attended/held
<i>Executive Director:</i>		
Mr. Yao Yongjie	9/9	1/1
<i>Non-Executive Directors:</i>		
Mr. Chua Seng Hai	3/9	1/1
Ms. Lu Xuwen	9/9	1/1
Ms. Yu Zhuochen	8/9	1/1
<i>Independent Non-Executive Directors:</i>		
Mr Chu Chung Yue, Howard	8/9	1/1
Dr. Zhang Weining (resigned on 20 May 2022)	8/9	1/1
Mr. Yu Wenzhuo	8/9	1/1

BOARD COMMITTEES

To facilitate the work of the Board, the Board has established three board committees to oversee specific aspects of the Group's affairs, namely audit committee (the "**Audit Committee**"), remuneration committee (the "**Remuneration Committee**") and nomination committee (the "**Nomination Committee**"). Each board committee has its own terms of reference relating to its authority and duties, which have been approved by the Board and are reviewed periodically. The terms of reference of each committee are available on the websites of the Company and the Stock Exchange.

Each board committee has also been provided with sufficient resources to discharge its duties and, upon reasonable request, is able to seek independent professional advice in appropriate circumstances at the Group's expense.

AUDIT COMMITTEE

The primary duties of the Audit Committee are to assist the Board in providing an independent view of the effectiveness of our Group's financial reporting process, internal control and risk management system, to oversee the audit process and to perform other duties and responsibilities as assigned by the Board.

The Audit Committee currently consists of three members who are all independent non-executive Directors, namely, Mr. Chu Chung Yue, Howard, Mr. Li Kanlin (appointed on 20 May 2022) and Mr. Yu Wenzhuo. Mr. Chu Chung Yue, Howard is the chairman of the Audit Committee.

CORPORATE GOVERNANCE PRACTICES

During the Review Year, 2 meetings of the Audit Committee were held and the attendance record of each member of the Audit Committee is set out below:

Committee members	Number of meeting attended/held
Mr. Chu Chung Yue, Howard (<i>Chairman</i>)	2/2
Dr. Zhang Weining (resigned on 20 May 2022)	2/2
Mr. Yu Wenzhuo	2/2

The following is a summary of the work performed by the Audit Committee during the Review Year:

- Review and discuss the annual financial statements, results announcements and reports, the related accounting principles and practices adopted by the Group and the relevant audit findings;
- Review and discuss the risk management and internal control system of the Group;
- Review and discuss the internal audit plan and reports issued; and
- Discuss and recommend the re-appointment of external auditors.

There had been no disagreement between the Board and the Audit Committee during the Review Year and up to the date of this report.

REMUNERATION COMMITTEE

The Remuneration Committee currently consists of Mr. Yao Yongjie, Ms. Lu Xuwen and all of the independent non-executive Directors, namely Mr. Li Kanlin (appointed on 20 May 2022), Mr. Chu Chung Yue, Howard and Mr. Yu Wenzhuo. Mr. Li Kanlin is the chairman of the Remuneration Committee.

The primary duties of the Remuneration Committee include (but without limitation): (i) making recommendations to our Directors on the policy and structure for all remuneration of Directors and senior management and on the establishment of a formal and transparent procedure for developing policies on such remuneration; (ii) determining the terms of the specific remuneration package of the Directors and senior management; and (iii) reviewing and approving performance-based remuneration by reference to corporate goals and objectives resolved by the Directors from time to time.

The remuneration of the Directors and senior management is determined with reference to the responsibilities, workload, the time devoted and the performance of the Group. The Remuneration Committee also ensures that no individual will be involved in determining his/her own remuneration.

During the Review Year, the remuneration of senior management is listed as below by band:

Band of remuneration (HK\$)	No. of person
HK\$1,000,001 to HK\$1,500,000	2
HK\$2,500,001 to HK\$3,000,000	1
	3

CORPORATE GOVERNANCE PRACTICES

Further details of the remuneration of the Directors and the 5 highest paid employees is set out in note 11 to the consolidated financial statements.

During the Review Year, 2 meetings of the Remuneration Committee were held and the attendance record of each member of the Remuneration Committee is set out below:

Committee members	Number of meeting attended/held
Dr. Zhang Weining (<i>Chairman</i>) (resigned on 20 May 2022)	2/2
Mr. Yao Yongjie	2/2
Ms. Lu Xuwen	2/2
Mr. Chu Chung Yue, Howard	2/2
Mr. Yu Wenzhuo	2/2

The following is a summary of the work performed by the Remuneration Committee during the Review Year:

- Review on the remuneration packages for individual Directors and senior management and made recommendations to the Board.

NOMINATION COMMITTEE

The Nomination Committee currently consists of Mr. Yao Yongjie, Ms. Lu Xuwen and all of the independent non-executive Directors, namely Mr. Chu Chung Yue, Howard, Mr. Li Kanlin (appointed on 20 May 2022) and Mr. Yu Wenzhuo. Mr. Yao Yongjie is the chairman of the Nomination Committee.

The primary duties of our Nomination Committee are (i) to review the structure, size, composition and diversity of our Board on a regular basis; (ii) to identify individuals suitably qualified to become Board members; (iii) to assess the independence of independent non-executive Directors; (iv) to make recommendations to the Board on relevant matters relating to the appointment or re-appointment of Directors and succession planning for Directors; and (v) to make recommendations to the Board regarding candidates to fill vacancies on the Board and/or in senior management.

During the Review Year, 2 meetings of the Nomination Committee were held and the attendance record of each member of the Nomination Committee is set out below:

Committee members	Number of meeting attended/held
Mr. Yao Yongjie (<i>chairman</i>)	2/2
Ms. Lu Xuwen	2/2
Mr. Chu Chung Yue, Howard	2/2
Dr. Zhang Weining (resigned on 20 May 2022)	2/2
Mr. Yu Wenzhuo	2/2

CORPORATE GOVERNANCE PRACTICES

The following is a summary of the work performed by the Nomination Committee during the Review Year:

- Review the structure, size and composition of the Board and make recommendations to the Board regarding any proposed changes;
- Assess the independence of the independent non-executive Directors; and
- Make recommendations to the Board on relevant matters relating to the appointment or re-appointment of Directors.

The nomination policy stipulated the key nomination criteria and procedures for identifying and nominating suitably qualified candidates to join the Board. The selection criteria specified in the nomination policy include:

1. Selection Criteria

- in assessing the suitability of a proposed candidate, the Nomination Committee will consider the factors (as reference), including reputation, integrity, accomplishment and relevant experience in relation to the principal businesses of the Company from time to time, commitment in respect of available time and relevant interest, diversity in all its aspects, including but not limited to gender, age (18 years or above), cultural and educational background, ethnicity, professional experience, skills, knowledge and length of service. These factors are for reference only, and not meant to be exhaustive and decisive. The Nomination Committee has the discretion to nominate any person, as it considers appropriate;
- retiring Directors are eligible for nomination by the Board to stand for re-election at a general meeting. For those who have served as INEDs for a period of nine consecutive years standing for re-election, the Nomination Committee will consider the independence of such Director for nomination by the Board to stand for election at a general meeting and state the reason in the circular to the Shareholders for the re-election;
- candidate(s) will be asked to submit the necessary personal information in a prescribed form, together with their written consent to be appointed as Director(s) and to the public disclosure of their personal data on any documents or the relevant websites for the purpose of or in relation to their standing for election as Director(s); and
- the Nomination Committee may request candidate(s) to provide additional information and documents, if considered necessary.

2. Nomination Procedures

- the secretary of the Nomination Committee shall call a meeting of the Nomination Committee, and invite nominations of candidate(s) from Board members if any, for consideration by the Nomination Committee prior to its meeting. The Nomination Committee may also put forward candidate(s) who are not nominated by Board members;
- for filling a casual vacancy, the Nomination Committee shall make recommendations for the Board's consideration and approval. For proposing candidate(s) to stand for election at a general meeting, the Nomination Committee shall make nominations to the Board for its consideration and recommendation;

CORPORATE GOVERNANCE PRACTICES

- until the issue of the circular to be sent to the Shareholders, the nominated persons shall not assume that they have been proposed by the Board to stand for election at the general meeting;
- in order to provide information of the candidate(s) nominated by the Board to stand for election at a general meeting, and to invite nominations from the Shareholders, a circular will be sent to the Shareholders. The circular will set out the lodgment period for the Shareholders to make the nominations. The names, brief biographies (including qualifications and relevant experience), independence, proposed remuneration and any other information, as required pursuant to the applicable laws, rules and regulations, of the proposed candidate(s) will be included in the circular to the Shareholders;
- the Shareholder can serve a notice to the company secretary within the lodgment period of its intention to propose a resolution to elect a certain person as Director, without the Board's recommendation or the Nomination Committee's nomination, other than those candidate(s) set out in the circular to be sent to the Shareholders. The particulars of the candidate(s) so proposed will be sent to all Shareholders for information by a supplementary circular;
- a candidate is allowed to withdraw his candidature at any time before the general meeting by serving a notice in writing to the company secretary;
- the Board shall have the final decision on all matters relating to its recommendation of candidate(s) to stand for election at any general meeting; and
- as there may be more candidate(s) than the vacancies available, and the "gross-vote" method will be used to determine who shall be elected as Director, the resolutions proposed for the candidate(s) by the Shareholders shall therefore take the same form as the resolutions proposed for the candidate(s) recommended by the Board.

In respect of the Diversity Policy (as defined below), the Board is cognisant of the benefits of diversity and the Nomination Committee monitors implementation of this policy as part of the process of selecting and nominating candidates for appointment to the Board. Candidates are considered against the broad and diverse range of aspects specified in the nomination policy, which among other aspects also include gender, ethnicity and cultural background.

The role and function of the Nomination Committee are as follows:

- (a) to review the structure, size and diversity (including without limitation, gender, age, cultural and educational background, ethnicity, professional experience, skills, knowledge and length of service) of the Board at least annually and make recommendations on any proposed changes to the Board to complement the Company's corporate strategy;
- (b) to identify individuals suitably qualified to become Board members and select or make recommendations to the Board on the selection of individuals nominated for directorships. In identifying suitable individuals, the Nomination Committee shall consider individuals on merit and against the objective criteria, with due regard for the benefits of diversity on the Board;
- (c) to assess the independence of INEDs;
- (d) review the Board Diversity Policy, as appropriate, and review the measurable objectives that the Board has set for implementing the Board Diversity Policy, and the progress on achieving the objectives; and

CORPORATE GOVERNANCE PRACTICES

- (e) to make recommendations to the Board on the appointment or re-appointment of directors and succession planning for directors, in particular the chairman and the chief executive, taking into the Company's corporate strategy and the mix of skills, knowledge, experience and diversity needed in the future.
- (f) where the Board proposes a resolution to elect an individual as an INED at the general meeting, it should set out in the circular to shareholders and/or explanatory statement accompanying the notice of the relevant general meeting:
 - the process used for identifying the individual why the board believes the individual should be elected and the reasons why it considers the individual to be independent;
 - if the proposed independent non-executive Director will be holding their seventh (or more) listed company directorship, why the board believes the individual would still be able to devote sufficient time to the Board;
 - the perspectives, skills and experience that the individual can bring to the Board; and
 - how the individual contributes to diversity of the Board.
- (g) the chairman or another member of the committee shall attend the Company's annual general meetings and be prepared to respond to questions raised by shareholders on the committee's activities and responsibilities.

The Nomination Committee has been provided with sufficient resources to discharge its duties and has access to independent professional advice according to the Diversity Policy and its terms of reference, if considered necessary.

DIRECTORS' AND AUDITOR'S RESPONSIBILITY FOR THE FINANCIAL STATEMENTS

The Directors acknowledge their responsibility for preparing the financial statements of the Group. The Directors also acknowledge their responsibility to ensure the financial statements are published in a timely manner. The Directors are not aware of any material uncertainty that may cast significant doubt upon the Group's ability to continue as a going concern.

The Auditor's reporting responsibilities are set out in the section headed "Independent Auditor's Report" in this report.

AUDITOR'S REMUNERATION

For the Review Year, the fee paid/payable to the Crowe (HK) CPA Limited and its member firms, is set out as follows:

	S\$
Audit services	222,428
Non-audit services: Review of preliminary result announcement	1,751

CORPORATE GOVERNANCE PRACTICES

RISK MANAGEMENT AND INTERNAL CONTROL

The Board acknowledges its responsibility for the Company's risk management and internal control systems, and for reviewing its effectiveness.

In meeting such responsibility, the management of the Group conducts internal audit through internal audit function which includes analysis and appraisal of the adequacy and effectiveness of the Group's risk management and internal control systems. The management then reviews the findings and summarises all material issues to the Board and Audit Committee annually.

In particular, the Group has established guidelines and procedures for the approval and control of expenditures, to ensure the reliability of the financial reporting, effectiveness and efficiency of operation and the compliance with applicable laws and regulations. Whilst these guidelines and procedures are designed to identify and manage risks that could adversely impact the achievement of the Group's business objectives, they do not provide absolute assurance against material misstatement, errors, losses, fraud or non-compliance.

The Board considers that the Group has put in place adequate measures to perform the internal audit function at different aspects of the Group. The Audit Committee and the Board have reviewed and are satisfied with the effectiveness and efficiency of the risk management and internal control systems of the Group.

INSIDE INFORMATION POLICY

The Group has established policy for ensuring that inside information is disseminated to the public in an equal and timely manner in accordance with applicable laws and regulations. Procedures such as limit access to inside information to those who need to know and requiring external parties to execute confidentiality agreement have been implemented by the Company to guard against mishandling of inside information. The Group also reminds those relevant personnel and other professional parties to preserve confidentiality of the inside information until it is publicly disclosed.

COMPANY SECRETARY

On 16 August 2018, the Board appointed Mr. Wong Ngai as the company secretary of the Company.

During the Review Year, Mr. Wong Ngai has taken no less than 15 hours of relevant continuous professional trainings to update his skills and knowledge.

CORPORATE GOVERNANCE PRACTICES

SHAREHOLDERS' RIGHTS

PROCEDURES FOR CONVENING GENERAL MEETINGS BY SHAREHOLDERS

Pursuant to article 58 of the Articles, the Board may, whenever it thinks fit, convene an extraordinary general meeting.

Extraordinary general meetings shall also be convened on the requisition of one or more shareholders holding, at the date of deposit of requisition, not less than one-tenth of the paid up capital of the Company carrying the right of voting at general meetings.

Such requisition shall be made in writing to the Board or the secretary of the Company by mail at Unit 1503, 15/F, Greenfield Tower Concordia Plaza, 1 Science Museum Road, Tsim Sha Tsui, Kowloon, Hong Kong to require an extraordinary general meeting to be called by the Board for the transaction of any business specified in such requisition. Such meeting shall be held within two months after the deposit of such requisition. If within 21 days of such deposit, the Board fails to proceed to convene such meeting, the requisitionist(s) himself (themselves) may do so in the same manner, and all reasonable expenses incurred by the requisitionist(s) as a result of the failure of the Board shall be reimbursed to the requisitionist(s) by the Company.

PROCEDURES FOR PUTTING FORWARD PROPOSALS AT SHAREHOLDERS' MEETING

Shareholders are requested to follow article 58 of the Articles for including a resolution at an extraordinary general meeting. The requirements and procedures are set out above in the paragraph headed "Procedures for Convening General Meetings by Shareholders".

Pursuant to article 85 of the Articles, no person, other than a retiring Director, shall, unless recommended by the Directors for election, be eligible for election as a Director at any general meeting, unless notice in writing of the intention to propose that person for election as a Director and notice in writing by that person of his willingness to be elected shall have been lodged at the head office or at the registration office. The period for lodgment of the notices required will commence no earlier than the day after the despatch of the notice of the general meeting appointed for such election and end no later than seven days prior to the date of such general meeting and the minimum length of the period during which such notices to the Company may be given will be at least seven days.

PROCEDURES BY WHICH ENQUIRIES MAY BE PUT TO THE BOARD

The Group values feedback from shareholders on its efforts to promote transparency and foster investor relationship. Shareholders are welcomed to send their enquiries to the Board by post to the principal place of business in Hong Kong set out in the section headed "Corporation Information" in this report.

CORPORATE GOVERNANCE PRACTICES

INVESTOR RELATIONS

The Board strives to maintain on-going dialogue with shareholders and the investment community. The Company has established a shareholders communication policy to set out the Company's procedures in providing the shareholders and investment community with ready, equal and timely access to balanced and understandable information about the Company.

Latest information on the Group including, but not limited to annual and interim reports, circulars, announcements and notices of annual general meetings are updated on the website of the Stock Exchange (www.hkexnews.hk) and on the website of the Company (www.grandshorestech.com).

In addition, the Company regards the annual general meeting as an important event as it provides an opportunity for direct communication between the Board and its shareholders. Shareholders are encouraged to attend the annual general meeting, where all Board members and external auditors are available to answer questions on the Group's business.

SIGNIFICANT CHANGES IN CONSTITUTIONAL DOCUMENTS

During the Review Year, there had been no significant changes in the constitutional documents of the Company.

DIRECTORS' REPORT

The Board is pleased to submit this annual report together with the audited consolidated financial statements of the Group for the Review Year.

PRINCIPAL ACTIVITIES AND BUSINESS REVIEW

The Company is an investment holding company, and the principal activities of its principal subsidiaries are set out in note 30 to the consolidated financial statements. Further discussion and analysis of these activities as required by Schedule 5 to the Hong Kong Companies Ordinance, including a discussion of the principal risks and uncertainties facing the Group and an indication of likely future developments in the Group's business, can be found in the Management Discussion and Analysis set out on pages 4 to 12 of this Annual Report. This discussion forms part of this directors' report.

RESULTS

The results of the Group for the Review Year are set out in the section headed "Consolidated Statement of Profit or Loss and Other Comprehensive Income" on page 72 in this report.

SHARE CAPITAL

Details of movements in the share capital of the Company during the Review Year are set out in note 28 to the consolidated financial statements.

RESERVES AND DISTRIBUTABLE RESERVES

Details of movements in the reserves of the Group and the Company during the Review Year are set out in the consolidated statement of changes in equity on page 75 and note 34 to the consolidated financial statements.

The Company did not have distributable reserve as at the end of the Review Year, calculated under the Companies Law of Cayman Islands, as it has accumulated losses.

FINAL DIVIDEND

The Board has resolved not to recommend the declaration of any final dividend for the Review Year.

DIVIDEND POLICY

Apart from compliance with the applicable legal requirements, the Company adopts a policy to set out key considerations for arriving at the dividend payment decision. Dividend payout will be decided or recommended by the Board after taking into account of the Group's immediate as well as expected prevailing financial performance, cash flow, financial position, capital commitments and future requirements as well as the general business and economic environments.

The Board will review this policy from time to time with reference to its future prospect, capital requirements and other changing circumstances both internally and externally.

DIRECTORS' REPORT

PURCHASE, SALES OR REDEMPTION OF THE COMPANY'S SECURITIES

During the year ended 31 March 2022, neither the Company nor any of its subsidiaries had purchased, sold or redeemed any of the Company's securities.

PROPERTY, PLANT AND EQUIPMENT

Details of movements in property, plant and equipment of the Group during the Review Year are set out in note 14 to the consolidated financial statements.

PRE-EMPTIVE RIGHTS

There is no provision for pre-emptive rights under the restated Articles or the Laws of the Cayman Islands, which would oblige the Company to offer new shares on a pro-rata basis to existing shareholders.

EQUITY-LINKED AGREEMENTS

Save for the Share Option Scheme (as defined below), no equity-linked agreements were entered into by the Company during the year or subsisted at the end of the Review Year.

DIRECTORS

The Directors of the Company during the Review Year and up to the date of this report are:

Executive Director:

Mr. Yao Yongjie (*Chairman*)

Non-Executive Directors:

Mr. Chua Seng Hai

Ms. Lu Xuwen

Ms. Yu Zhuochen

Independent Non-Executive Directors:

Mr. Chu Chung Yue, Howard

Dr. Zhang Weining (resigned on 20 May 2022)

Mr. Li Kanlin (appointed on 20 May 2022)

Mr. Yu Wenzhuo

The Company has received, from each of the current independent non-executive Directors, an annual confirmation of his/her independence pursuant to the Rule 3.13 of the Listing Rules. The Company considers all of the independent non-executive Directors to be independent.

DIRECTORS' REPORT

DIRECTORS' SERVICE CONTRACTS

Mr. Yao Yongjie has entered into a service contract with the Company which is not for a fixed term and could be terminated by either party by giving a specified prior notice.

Each of the non-executive Directors and independent non-executive Directors has signed a letter of appointment with the Company for a term of three years.

Save as disclosed above, none of the Directors being proposed for re-election at the forthcoming AGM has a service contract or letter of appointment with any member of the Group which is not determinable by the Group within one year without payment of compensation (other than statutory compensation).

COMPETING INTERESTS

During the Review Year, none of the Directors had, either directly or indirectly, an interest in a business which may cause any significant competition with the business of the Group and any other conflict of interest which any such person has or may have with the Group.

FIVE YEAR FINANCIAL SUMMARY

A summary of the results and of the assets and liabilities of the Group for the last five financial years is set out on page 160.

DIRECTORS' INTERESTS IN TRANSACTIONS, ARRANGEMENTS AND CONTRACTS OF SIGNIFICANCE

Saved as disclosed under the section heading "Connected Transactions", no other transactions, arrangements or contracts that is significance in relation to the Group's business to which the Company, or any of its subsidiaries was a party, and in which a Director or an entity connected with a Director had, directly or indirectly, a material interest subsisted at the end of the year or at any time during the year.

BIOGRAPHICAL DETAILS OF DIRECTORS AND SENIOR MANAGEMENT

The biographical details of Directors and senior management of the Group are set out in the section headed "Biographical Details of the Directors and Senior Management" on pages 13 to 15.

DIRECTORS' REMUNERATION

Details of the Directors' remuneration are set out in note 11 to the consolidated financial statements.

MANAGEMENT CONTRACTS

No contracts concerning the management and administration of the whole or any substantial part of the business of the Company were entered into or existed during the Review Year.

CHANGES TO INFORMATION IN RESPECT OF DIRECTORS

Dr. Zhang Weining had resigned as an independent non-executive Director of the Company on 20 May 2022.

Mr. Li Kanlin has been appointed as an independent non-executive Director of the Company on 20 May 2022

Save as disclosed above and elsewhere in this annual report, up to the date of this report, there was no change of information which are required to be disclosed by Directors pursuant to paragraph (a) to (e) and (g) of Rule 13.51(2) of the Listing Rules.

DIRECTORS' REPORT

INTERESTS OF DIRECTORS AND CHIEF EXECUTIVE IN SHARES, UNDERLYING SHARES AND DEBENTURES

As at 31 March 2022, the interests and short positions of the Directors and chief executive of the Company in the shares, underlying shares and debentures of the Company or its associated corporations (within the meaning of Part XV of the Securities and Futures Ordinance (the "SFO")) as recorded in the register required to be kept pursuant to section 352 of the SFO, or as otherwise notified to the Company and the Stock Exchange pursuant to the Model Code for Securities Transactions by Directors of Listed Issuers (the "Model Code") were as follows:

Long position in ordinary shares of the Company

Name of Director	Capacity/nature	Number of shares held/interested	Approximate percentage of shareholding
Mr. Yao Yongjie ("Mr. Yao")	Through a controlled corporation and directly beneficially owned	366,175,000 (Note 1)	33.44%

Note:

- (1) As at 31 March 2022, 365,175,000 shares were directly held by Morgan Hill Holdings Limited ("Morgan Hill") which is owned as to 51% by Great Scenery Ventures Limited ("Great Scenery"), a company wholly and beneficially owned by Mr. Yao, 1,000,000 shares were personally owned by Mr. Yao.

Long position in underlying shares of the Company

Ms. Lu Xuwen, a non-executive Director, has been granted options under the share option scheme of the Company, details of which are set out in the section "Share Option Scheme" below.

Long position in ordinary shares of associated corporations

Name of Director	Name of associated corporation	Relationship with the Company	Capacity and nature of interest	Number of shares held	Percentage of the associated corporation's total issued share capital
Mr. Yao	Morgan Hill	The Company's holding company	Through a controlled corporation	5,100	51.00%

Save as disclosed above, as at 31 March 2022, none of the Directors and chief executive of the Company had any interests or short positions in the shares, underlying shares or debentures of the Company or any of its associated corporations that was required to be recorded pursuant to section 352 of the SFO, or as otherwise notified to the Company and the Stock Exchange pursuant to the Model Code.

DIRECTORS' REPORT

INTERESTS OF SUBSTANTIAL SHAREHOLDERS AND OTHER PERSONS IN SHARES AND UNDERLYING SHARES

As at 31 March 2022, the interests and short positions of 5% or more in the shares or underlying shares of the Company as recorded in the register required to be kept under section 336 of the SFO, were as follows:

Long position in ordinary shares of the Company

Name	Capacity and nature of interest	Number of shares held	Percentage of the Company's total issued share capital
<i>Substantial shareholders</i>			
Morgan Hill	Directly beneficially owned	365,175,000 (Note 1)	33.35%
Great Scenery (Note 3)	Through a controlled corporation	365,175,000 (Note 1)	33.35%
Emperor Grand International Limited ("Emperor Grand") (Note 4)	Through a controlled corporation	365,175,000 (Note 1)	33.35%
Mr. Zhu Guangping ("Mr. Zhu") (Note 4)	Through a controlled corporation	365,175,000 (Note 1)	33.35%
<i>Other persons</i>			
Mr. Leung Shek Kong	Directly beneficially owned	66,665,000	6.09%
Lion Brokers Limited ("Lion Brokers")	Directly beneficially owned	64,500,000 (Note 2)	5.89%
Lion Financial Group Limited ("Lion Financial") (Note 5)	Through a controlled corporation	64,500,000 (Note 2)	5.89%
Lion Group Holding Ltd. ("Lion Group") (Note 5)	Through a controlled corporation	64,500,000 (Note 2)	5.89%
Mr Wang Jian ("Mr. Wang") (Note 5)	Through a controlled corporation	64,500,000 (Note 2)	5.89%

DIRECTORS' REPORT

Notes:

- (1) The shareholding interests in 365,175,000 shares of the Company represent the same block of shares.
- (2) The shareholding interests in 64,500,000 shares of the Company represent the same block of shares.
- (3) Great Scenery's deemed shareholding interests were held by virtue of its 51% shareholding interests in Morgan Hill.
- (4) Emperor Grand's deemed shareholding interests were held by virtue of its 49% shareholding interests in Morgan Hill. Emperor Grand is wholly and beneficially owned by Mr. Zhu.
- (5) Lion Financial's deemed shareholding interests were held by virtue of its 100% shareholding interests in Lion Brokers. Lion Group's deemed shareholding interest were held by virtue of its 100% shareholding in Lion Financial. Lion Group is 69.8% beneficially owned by Mr Wang.

Save as disclosed above, as at 31 March 2022, no person, other than the Directors and chief executive of the Company, whose interests are set out in the section "Interests of Directors and Chief Executive in Shares, Underlying Shares and Debentures" above, had any interests or short positions in the shares or underlying shares of the Company that was required to be recorded pursuant to section 336 of the SFO.

SHARE OPTION SCHEME

The Company has adopted a share option scheme (the "**Share Option Scheme**") on 5 January 2017 (the "**Adoption Date**"). The Share Option Scheme shall be valid and effective for a period of 10 years from the Adoption Date until 4 January 2027. The terms of the Share Option Scheme are in accordance with the provisions of Chapter 17 of the Listing Rules.

The purpose of the Share Option Scheme is to provide an incentive or a reward to eligible persons for their contribution to the Group and/or to enable the Group to recruit and retain high-calibre employees and attract human resources that are valuable to the Group or any entity in which the Group holds any equity interest ("**Invested Entity**").

The participants of the Share Option Scheme shall be:

- (1) any employee (whether full-time or part-time) of the Company, any of the subsidiaries and any Invested Entity;
- (2) any director (including executive, non-executive and independent non-executive directors) of the Company, any of its subsidiaries or any Invested Entity;

DIRECTORS' REPORT

- (3) any supplier of goods or services to any member of the Group or any Invested Entity;
- (4) any customer of the Group or any Invested Entity;
- (5) any consultant, adviser, manager, officer or entity that provides research, development or other technological support to the Group or any Invested Entity; and
- (6) or any person who, in the sole discretion of the Board, has contributed or may contribute to the Group or any Invested Entity eligible for options under the Share Option Scheme.

The total number of Shares which may be allotted and issued upon exercise of all share options to be granted under the Share Option Scheme and any other share option scheme of the Company must not in aggregate exceed 30% of the total number of Shares in issue from time to time. The maximum entitlement of each participant under the Share Option Scheme in any 12-month period up to and including the date of grant of the options must not exceed 1% of the total number of Shares in issue. As at the date of this report, a total of 63,500,000 shares, representing approximately 5.31% of the issued share capital of the Company, are available for issue under the Share Option Scheme.

The period during which an option may be exercised is determined by the Board at its discretion, save that such period shall not be longer than 10 years from the date of grant. The minimum period for which an option must be held before it can be exercised is determined by the Board upon the grant of an option.

A consideration of S\$1 is payable on acceptance of the offer of grant of an option where the grantee should accept or decline the offer of grant of an option within the date as specified in the offer letter issued by the Company, being a date not later than 21 business days from the date upon which it is made. The exercise price of a share in respect of any particular option granted under the Share Option Scheme shall be a price determined by the Board in its absolute discretion and notified to an eligible person, and shall be at least the higher of: (1) the closing price of the shares as stated in the Stock Exchange's daily quotations sheet on the date of grant, (2) the average closing price of the shares as stated in the Stock Exchange's daily quotation sheets for the five consecutive business days immediately preceding the date of grant, and (3) the nominal value of a share on the date of grant.

DIRECTORS' REPORT

During the Review Year, 8,000,000 share options were lapsed and no share options were granted, exercised or cancelled under the share option scheme.

At 31 March 2022, the Directors and employees of the Company had the following interests in options to subscribe for shares of the Company (market value per share at 31 March 2022 was HK\$0.170) granted for a consideration of S\$1 under the Share Option Scheme. As at 31 March 2022, the total grant date fair value of unexercised vested options and unvested options, measured in accordance with the accounting policy set out in note 3 to the consolidated financial statements, amounted to approximately HK\$7,345,000 and HK\$1,109,000, respectively. The options are unlisted. Once vested, each option gives the holder the right to subscribe for one Share. Assuming that all the options outstanding as at 31 March 2021 are exercised, the Company will receive proceeds of HK\$40,635,000.

	Date granted	No. of options outstanding as at 1 April 2021	Movements during the Review Year			No. of option outstanding as at 31 March 2022	Period which options are exercisable	Exercise price per share HK\$	Market value of share at date of grant of options HK\$
			No. of options granted	No. of options exercised	No. of options lapsed				
Director									
Ms Lu Xuwen	23 August 2018	1,000,000	—	—	—	1,000,000	500,000 share options: 23 August 2019 to 22 August 2022 500,000 share options: 23 August 2020 to 22 August 2022	1.20	1.20
Employees									
	23 August 2018	1,000,000	—	—	—	1,000,000	500,000 share options: 23 August 2019 to 22 August 2022 500,000 share options: 23 August 2020 to 22 August 2022	1.20	1.20
	16 May 2019	1,500,000	—	—	—	1,500,000	750,000 share options: 16 May 2020 to 15 May 2023 750,000 share options: 16 May 2021 to 15 May 2023	1.17	1.17

DIRECTORS' REPORT

Other participants are consultants of the Group or persons to be employed by the Group. The Group engaged these consultants for providing advice on its business projects and investor relations matters. The share options are granted to these consultants as service fees. The Board considers that the grant of share options to these consultants provides motivations and incentives for them to contribute to the success and development of the Group. Details of each consultant are set out below:

	Date granted	No. of options outstanding as at 1 April 2021	Movements during the Review Year			No. of options outstanding as at 31 March 2022	Period which options are exercisable	Exercise price per share HK\$	Market value of share at date of grant of options HK\$
			No. of options granted	No. of options exercised	No. of options lapsed				
Consultants									
Mr Chan Kam Kwan	23 August 2018	2,000,000	—	—	—	2,000,000	50% of share options: 23 August 2019 to 22 August 2022 50% of share options: 23 August 2020 to 22 August 2022	1.20	1.20
Ms Peng Cheng	15 May 2019	5,000,000	—	—	—	5,000,000	Exercise of the Share Options is subject to Grantee meeting the performance targets as determined by the Company and is valid until four years from the Date of Grant.	1.20	1.19
Ms Ma Jingping	16 May 2019	10,000,000	—	—	—	10,000,000	50% of share options: 16 May 2020 to 15 May 2023	1.17	1.17
Ms Gao Ya		10,000,000	—	—	—	10,000,000			
Ms Lin Yanxi		1,000,000	—	—	—	1,000,000			
Ms Wang Tingting		1,000,000	—	—	—	1,000,000	50% of share options: 16 May 2021 to 15 May 2023		
Mr Hong Jiangxin		1,000,000	—	—	—	1,000,000			
Mr Chen Ye		1,000,000	—	—	—	1,000,000			
Ms Yao Jun	18 September 2019	8,000,000	—	—	(8,000,000)	—	2,000,000 share options: 18 September 2019 to 17 September 2021. 8,000,000 share options: shall be vested between 18 March 2020 to 18 September 2021 upon the achievement of certain vesting conditions. All share options are exercisable for a period of two years after vested.	0.568	0.56

DIRECTORS' REPORT

DIRECTORS' RIGHTS TO ACQUIRE SHARES OR DEBENTURES

Saved as disclosed in this report, at no time during the Review Year and up to the date of this report was the Company or any of its subsidiaries a party to any arrangement to enable the Directors of the Company to acquire benefits by means of the acquisition of shares in or debentures of the Company or any body corporate.

PERMITTED INDEMNITY PROVISIONS

During the year ended 31 March 2022 and up to the date of this report, the Company has in force permitted indemnity provisions for the benefits of the directors of the Company (including former directors) or of its associated companies.

MAJOR CUSTOMERS AND SUPPLIERS

The percentage of sales and purchases for the Review Year attributable to the Group's major customers and suppliers are as follow:

SALES

—	the largest customer	21.11%
—	five largest customers	70.38%

PURCHASES

—	the largest supplier	19.56%
—	five largest suppliers	37.02%

At no time during the year have the Directors, their associates or any shareholder (which to the knowledge of the Directors owns more than 5% of the Company's share capital) had an interest in the major customers and/or suppliers noted above.

RELATED PARTIES TRANSACTIONS

During the Review Year, details of the significant related party transactions undertaken in the normal course of business are set out in the note 29 to the consolidated financial statements, and none of which constitutes a disclosable connected transaction as defined under the Listing Rules.

DIRECTORS' REPORT

CONNECTED TRANSACTION

On 4 January 2021, the Group agreed to acquire 51% equity interest in Hangzhou Grandshores Investment Management Company Limited* (杭州雄岸投資管理有限公司) (“**Hangzhou Grandshores**”) from a related company, Hangzhou Tunlan Investment Management Co., Limited (杭州瞰瀾投資管理有限公司), at a consideration of RMB256,000 (equivalent to approximately S\$56,506) (the “**Acquisition**”). The Acquisition had been disclosed in the “Management discussion and analysis” section of the annual report of the Company for the year ended 31 March 2021.

The Acquisition was completed on 24 June 2021 and is therefore disclosed as a related party transaction under Note 29(b) to the consolidated financial statements for the year ended 31 March 2022. The Acquisition constitutes a connected transaction as defined in Chapter 14A of the Listing Rules and is fully exempt under Rule 14A.76 of the Listing Rules. Other related party transactions disclosed in Note 29 to the consolidated financial statements did not fall under the definition of “connected transaction” or “continuing connected transaction” (as the case may be) under Chapter 14A of the Listing Rules.

Save as the aforesaid, and disclosed in note (a) under the paragraph headed “Events After the Reporting Period” of the “Management Discussion and Analysis” section, during the Review Year and up to the date of this report, the Company has no connected transaction which is subject to the reporting, annual review, announcement and independent shareholders’ approval under Chapter 14A of the Listing Rules.

SUBSIDIARIES

Details of the subsidiaries of the Company are set out in note 31 to the consolidated financial statements.

SUFFICIENCY OF PUBLIC FLOAT

Based on the information that is publicly available to the Company and within the knowledge of the Directors, the Directors confirmed that the Company has maintained a sufficient amount of public float for its Shares as required under the Listing Rules as at the date of this report.

RETIREMENT SCHEME

The Group participates in the Central Provident Fund in Singapore, Mandatory Provident Fund Scheme in Hong Kong and the state-managed retirement benefits schemes in the PRC, which are defined contribution retirement plans, when employees have rendered service entitling them to the contributions. Save as the aforesaid, the Group did not participate in any other pension schemes during the Review Year.

ENVIRONMENTAL POLICIES

The environmental policies and performance of the Group are provided in the section headed “Environmental, Social and Governance Report” in this report.

COMPLIANCE WITH LAWS AND REGULATIONS

The Group fully complies with all laws and regulations and regularly monitors and gathers information about changes in laws, rules and regulations relevant to the Group’s businesses to ensure the Group’s observance of those applicable laws, rules and regulations, especially those which may have material impact on the Group.

* for identification purpose only

DIRECTORS' REPORT

EVENTS AFTER THE REPORTING PERIOD

Details of the significant events which have been taken place subsequent to 31 March 2022 are set out in note 37 to the consolidated financial statements.

AUDITORS

Following the resignation of Deloitte & Touche LLP as the auditor of the Company with effect from 28 March 2019, Crowe (HK) CPA Limited was appointed as the auditor of the Company with effect from 28 March 2019 and to hold office until the conclusion of the next annual general meeting.

The consolidated financial statements for the Review Year have been audited by Crowe (HK) CPA Limited, who will retire and, being eligible, offer itself for re-appointment at the forthcoming AGM.

By Order of the Board
Grandshores Technology Group Limited
Yao Yongjie
Chairman

Hong Kong, 30 June 2022

ENVIRONMENTAL, SOCIAL AND GOVERNANCE REPORT

INTRODUCTION

The Group is principally located in Singapore and providing integrated building services, with a focus on maintenance and/or installations of mechanical and electrical systems including minor repairs and improvement works, and undertaking building and construction works in Singapore. The Group is also engaging in blockchain technology development and application business.

The Group is pleased to publish the environmental, social and governance (“**ESG**”) report, which summarised the ESG management approaches, environmental and social performance of the Group for the Review Year.

BOARD STATEMENT

The Board of Directors (the “**Board**”) values environmental sustainability and have been striving to integrate the concept into every part of the Group’s daily business operations. The Board has incorporated the ESG issues into the Group’s business strategy. To enhance the Group’s resilience and adaptive capacity to potential ESG-related risks and opportunities, all potential ESG issues are covered and evaluated in the annual risk assessment.

The Group has a well-established governance structure to effectively oversee its ESG issues and manage its sustainability performance. The Board has the ultimate responsibility for overseeing the Group’s ESG-related risks and opportunities, establishing the ESG-related strategies and targets of the Group, and reviewing the Group’s performance annually against the ESG-related targets.

Power and authority were delegated to the Group’s executive committee and department heads to handle all ESG-related matters with work of formulating the ESG strategies, executing ESG plan, identifying ESG-related risk and achieving the ESG related goals set up by the executive committee. The Board required the executive committee to provide updates on ESG related laws and regulations, the process and difficulties during implementation.

The executive committee will also regularly review the implementation effectiveness of relevant ESG associated issues, environmental targets are being approved by the Board and required to be updated and cope with the latest regulatory requirements before issuance of ESG report.

To ensure all the long-term sustainability goals and targets are relevant to the Group, the Board keeps track and continuously reviews the sustainability priorities through regular stakeholder engagement and embeds the results into the Group’s sustainability initiatives and strategies. The Board also takes into consideration the industry practices, international trends, benchmarks against peers in setting and evaluating the Group’s environmental and social key performance indicators as well as other ESG topics that are material to the Group’s principal business.

REPORTING BOUNDARIES AND PRINCIPLES

The boundary is consistent with the business units stated in the annual report, which covers the Group’s business operations in relation to provision of maintenance and/or installations of mechanical and electrical systems including minor repairs and improvement works, building and construction works, as well as the Group’s blockchain technology development and application business. The environmental and social key performance indicators disclosure mainly focuses on the Group’s office operation and all contract works undertook in Singapore during the Review Year.

ENVIRONMENTAL, SOCIAL AND GOVERNANCE REPORT

The Report was prepared in accordance with the ESG Reporting Guide as set out in Appendix 27 of the Rules Governing the Listing of Securities on The Stock Exchange of Hong Kong Limited (the “HKEX”) and is in adherence with the ESG reporting principles of materiality, quantitative, balance and consistency. In preparing the Report, The Group has adopted the international standards and emission factors specified in the guidance materials on ESG issued by HKEX for computing the relevant KPIs, and there is no change from previous year in the way the Report has been prepared, unless otherwise stated.

The Group has complied the Report in adherence with the following ESG reporting principles:

Materiality: The Group selected and identified material ESG issues that are significant to the stakeholders and the Group by stakeholder engagement and materiality assessment. The information of the materiality assessment has been disclosed in the relevant section under the Report.

Quantitative: Information of the standards, methodologies, and source of conversion factors used, for the reporting of emissions and energy consumption has been disclosed. Please refer to the relevant section in the ESG Report for details.

Balance: The Report presented the Group’s environmental and social performance in an impartial basis to provide an objective reporting disclosure for readers.

Consistency: The methodology adopted for disclosing key environmental and social performance indicators is consistent with that of the previous review year.

STAKEHOLDERS ENGAGEMENT

The Group believes that maintaining continuous communication with its stakeholders enables the Group to have a sound grasp of the potential impacts of its business strategies and make informed decisions. Being transparent and honest to the Group’s stakeholders is one of the key activities to maintain sustainable development. The following table summarised the aspects that each stakeholder is concerned about and the corresponding communication channels:

Stakeholders	Areas of Concerns and expectations	Communication channels
Shareholders	<ul style="list-style-type: none"> Investment returns Sustainable business development Transparent financial information 	<ul style="list-style-type: none"> Company website General meetings Corporate reports and announcements Inspection on site
Employees	<ul style="list-style-type: none"> Good work environment Business sustainability and job security Career development and promotion Remuneration and benefits, recognition and reward Career development Remuneration and benefits Occupational health and safety 	<ul style="list-style-type: none"> Emails and suggestion box Employee meeting Annual employee performance review Employee training Team building activities
Customers	<ul style="list-style-type: none"> Quality product and services On-time delivery Reasonable prices and personal data protection 	<ul style="list-style-type: none"> Customer feedback and complaints Customer visit

ENVIRONMENTAL, SOCIAL AND GOVERNANCE REPORT

Stakeholders	Areas of Concerns and expectations	Communication channels
Suppliers/Subcontractors	<ul style="list-style-type: none"> • Business opportunities, mutual beneficial relationship for sustainable business • Fair and open competition • Effective collaboration 	<ul style="list-style-type: none"> • Supplier qualification and performance assessment • On-going direct engagement • Regular site inspection
Regulatory agencies	<ul style="list-style-type: none"> • Compliance with relevant laws and regulations • Prevention of tax evasion • Information disclosure and reporting materials 	<ul style="list-style-type: none"> • Company website and announcements • Inspections • Tax returns and other information
Community	<ul style="list-style-type: none"> • Community development • Employment opportunities • Environmental protection • Social welfare 	<ul style="list-style-type: none"> • Community activities • Press releases and announcements

MATERIALITY ASSESSMENT

To ensure the effectiveness of stakeholders engagement, the Group has conducted a materiality assessment in this ESG Report. The Group identified the following 13 ESG issues based on the existing operations, and taking into the consideration of the disclosure requirements of “Environmental, Social and Governance Reporting Guide”

The Group will regularly review the material issues to ensure that the importance of each aspect of issues to different stakeholders can be accurately addressed. During the Review Year, no significant change in the material ESG issues was identified as there was no material change in the Group’s operation scope.

The Group’s materiality table for the Review Year is as follows:

Subject Areas	Aspects	ESG issues
A. Environmental	A1: Emissions	Air emissions
		Greenhouse gas emissions
	A2: Use of Resource	Energy saving
		Water consumption
B. Social	B1: Employment	Employee policy
	B2: Health and Safety	Safe working environment and protecting employees from occupational hazards
	B3: Development and Training	Staff training
	B4: Labour Standards	Prohibition of child labour and forced labour
	B5: Supply Chain Management	Selecting suppliers and subcontractors based on their awareness of environmental and social responsibility
	B6: Services Responsibility	Product quality
		Protecting customers’ privacy
	B7: Anti-corruption	Anti-corruption
B8: Community Investment	Community investment	

ENVIRONMENTAL, SOCIAL AND GOVERNANCE REPORT

A. ENVIRONMENTAL

The Group endeavours to operate and develop its business in a sustainable manner by striking a balance between economic development and environmental protection. As such, the Group strives to minimise the negative impact on the environment resulting from its business operation. The Group has established an environmental management system in accordance with the ISO 14001 (Environmental Management System) for the provision of integrated building services works and building and construction works to govern ESG-related aspect of the Group's operations.

During the Review Year, the Group has complied with all applicable environmental protection laws and regulations in Singapore, including but not limited to the Environmental Public Health Act (Chapter 95), the Environmental Protection and Management Act (Chapter 94A), and the Environmental Protection and Management (Control of Noise at Construction Sites) Regulations of Singapore.

A1. Emissions

A1.1 Air emissions from the use of vehicles

The Group's air emissions are mainly derived from the combustion of fuels in motor vehicles. As at 31 March 2022, the Group owned 38 motor vehicles (as at 31 March 2021: 38) and the details of the air emissions data for the respective year set out as follows:

	Unit	Year ended 31 March	
		2022	2021
Nitrogen oxides (NO _x)	kg	1,386.62	1,055.69
Sulphur oxides (SO _x)	kg	2.44	2.01
Particulate matter (PM)	kg	128.87	98.00

Due to the Circuit Breaker measures from 7 April 2020 to 1 June 2020 being imposed by the Singapore Government during the Circuit Breaker Period, certain projects of the Group were halted. Hence, the combustion of fuels in motor vehicles as well as its air emissions decreased during the year ended 31 March 2021. As there were no such measures during the Review Year, increase in air emissions derived from the combustion of fuels in motor vehicles were noted.

Please refer to the paragraphs headed "A1.5. Measures to mitigate emissions" below in this section of the ESG Report for further details of fuel-saving practices.

ENVIRONMENTAL, SOCIAL AND GOVERNANCE REPORT

A1.2 Direct (scope 1) and indirect (scope 2 and 3) greenhouse gases (“GHG”) emission

For GHG emission, the major direct emission (scope 1) is contributed by the combustion of fuels in motor vehicles, while the indirect emission (scope 2) is resulted from the electricity consumption and other indirect emission (scope 3) is resulted from the paper disposal. Details of the GHG emission data for the respective year set out as follows:

	Unit	Year ended 31 March	
		2022	2021
Scope 1: Vehicle combustion	tonnes CO ₂ e	419.33	347.38
Scope 2: Electricity consumption (Note)	tonnes CO ₂ e	80.37	85.07
Scope 3: Paper disposal	tonnes CO ₂ e	9.02	3.34
Total GHG emissions	tonnes CO₂e	508.72	435.78
Emission intensity	tonnes CO ₂ e/staff	2.07	1.70

Note: Scope 2 GHG emission data is calculated based on “How to prepare an ESG Report — Appendix 2: Reporting Guidance on Environmental KPIs” issued by the HKEX and the latest electricity grid emissions factors issued by Energy Market Authority of Singapore, where the average operating margin of electricity grid emission factor was 0.4080 kg CO₂/kWh in 2020.

The usage of vehicles and paper depends on the number of projects and requirements of each project. As mentioned above, due to the Circuit Breaker measures from 7 April 2020 to 1 June 2020 being imposed by the Singapore Government during the Circuit Breaker Period, certain projects of the Group were halted during the year ended 31 March 2021. As there were no such measures during the Review Year, the total GHG emissions recorded an increase when compared with the last reporting period. A decrease in the electricity consumption was noted during the Review Year, which was contributed by the Group’s energy-saving measures.

Please refer to the paragraphs headed “A1.5. Measures to mitigate emissions” and “A1.6. Waste management” below in this section of the ESG Report for further details of the fuel and energy-saving measures as well as the waste management.

A1.3 Hazardous waste produced

Due to the business nature and to the best knowledge of the Directors, the Group did not generate any amount of hazardous waste in the course of its operation during the years ended 31 March 2021 and 2022.

A1.4 Non-hazardous waste produced

In the building and construction projects, the Group typically subcontracts out the majority of the site works to subcontractors, and the Group’s role is mainly to focus on project management and to ensure that the works are performed by its subcontractors properly and on a timely basis in accordance with the contract specifications and customers’ requirements. Therefore, the Group considers that the construction and demolition waste produced by the Group as insignificant. The Group has its own policies in monitoring and managing environmental and social risks of its subcontractors. Please see the paragraph headed “B5. Supply chain management” below of the ESG Report for further details.

ENVIRONMENTAL, SOCIAL AND GOVERNANCE REPORT

The major source of the Group's non-hazardous waste is the paper being disposed. Details of the paper usage for the respective year set out as follows:

	Unit	Year ended 31 March	
		2022	2021
Paper usage	kg	1,880.00	695.00
Paper usage intensity	kg/staff	7.64	2.70

The usage of paper depends on the number of projects and requirements of each project. As mentioned above, due to the Circuit Breaker measures from 7 April 2020 to 1 June 2020 being imposed by the Singapore Government during the Circuit Breaker Period, certain projects of the Group were halted during the year ended 31 March 2021. As there were no such measures during the Review Year, the paper usage recorded an increase when compared with the last reporting period.

Please refer to the paragraphs headed "A1.6. Waste management" below in this section of the ESG Report for further details of waste reduction practices.

A1.5 Measures to mitigate emissions

All practicable practices are adopted to closely monitor and mitigate the environmental impact of the operations.

Although the Group is expected to expand its business operation and headcounts in the coming years, the Group targets to maintain its air emission and GHG emissions derives from the combustion of fuels in motor vehicles and electricity consumption at the current level in the coming years by the below measures.

For the air emission and GHG emissions derived from the combustion of fuels in motor vehicles, the Group has implemented the following measures, which includes but not limited to:

- Undergoing regular maintenance for the motor vehicles;
- Instructing drivers to switch off idling engines;
- Coaching its drivers to minimise fuel usage; and
- Closely monitoring the fuel consumption of its motor vehicles.

For the GHG emissions derived from the electricity consumption, the Group has implemented the following measures, which includes but not limited to:

- Switching off the lights, air-conditioners and electronic appliances when not in use;
- Placing reminders near all its switches to remind its employees to switch off all electricity when not in use;

ENVIRONMENTAL, SOCIAL AND GOVERNANCE REPORT

- Designating a worker to be responsible to switch off all machines and equipment such as printers, lights, air-conditioners and fans at the end of the day; and
- Setting the temperature of the office's air conditioner to 25.5 Degree Celsius.

A1.6 Waste management

With the aim of minimising the environmental impacts from non-hazardous wastes generated from the business operations, the Group adopts green office practices to reduce paper usage and the impact on the environment.

Although the Group is expected to expand its business operation in the coming years, the Group targets to maintain paper consumption at the current level in the coming years by the below measures.

The Group encourages its employees to reduce paper consumption by (a) using electronic media for internal communication; (b) printing only when necessary; and (c) when printing is necessary, the employees are reminded to adapt the following measures, which includes but not limited to:

- Using suitable font size or shrinkage mode to minimise pages;
- Reusing single-sided paper to minimise paper usage, provided that the paper does not contain any confidential information;
- Deploying recycling bins to collect used paper products such as waste papers, posters, letters and envelopes;
- Using double-sided printing where feasible and appropriate;
- Writing on both sides of the papers where feasible and appropriate; and
- Bringing their own cup and avoid using paper cups.

A2. Use of Resources

The Group's policies on the efficient use of resources primarily reflect on the concept of "Reduce/Reuse/Recycle". Regular campaigns and training are provided to the Group's employees to cultivate such concept into their mindset. One of the Group's policies is the provision of recycling bins for different types of waste such as paper, drink cans and plastic bottles. Old and replaced air-conditioners, fans and other building systems from the provision of integrated building services works are sometimes reused in the Group's temporary site offices and meeting rooms (where appropriate).

ENVIRONMENTAL, SOCIAL AND GOVERNANCE REPORT

A2.1 Energy consumption

Details of the energy consumption for the respective year set out as follows:

	Unit	Year ended 31 March	
		2022	2021
Fuel consumption (<i>Note</i>)	kWh	1,616,984.89	1,335,990.31
Electricity consumption	kWh	196,989.00	208,497.00
Energy consumption	kWh	1,813,973.89	1,544,487.31
Energy consumption intensity	kWh/staff	7,373.88	6,009.68

Note: The unit of fuel consumption data was converted from litre to kilowatt-hour based on “How to prepare an ESG Report — Appendix 2: Reporting Guidance on Environmental KPIs” issued by the HKEX.

As mentioned above, due to the Circuit Breaker measures from 7 April 2020 to 1 June 2020 being imposed by the Singapore Government during the Circuit Breaker Period, certain projects of the Group were halted during the year ended 31 March 2021. As there were no such measures during the Review Year, the energy consumption by the fuel and electricity recorded an increase when compared with the last reporting period.

Please also refer to the paragraphs headed “A1.5. Measures to mitigate emissions” above in this section of the ESG Report for the Group’s fuel-saving and energy-efficient practices.

A2.2 Water consumption

The Group does not primarily engage in businesses which produce a large amount of industrial waste water.

Details of the water consumption for the respective year set out as follows:

	Unit	Year ended 31 March	
		2022	2021
Water consumption	m ³	6,402.50	6,617.40
Water consumption intensity	m ³ /staff	26.03	25.75

The Group’s water consumption decreased from approximately 6,600 cubic metre for the year ended 31 March 2021 to approximately 6,400 cubic metre for the year ended 31 March 2022. Such decrease was primarily driven by the various water-saving measures implemented by the Group as described below in the paragraph “A2.4 Sourcing water”.

A2.3 Energy efficiency target

Although the Group is expanding its business operation and headcounts in the coming years, the Group targets to maintain its energy consumption at the current level in the coming years. Please also refer to the paragraphs headed “A1.5. Measures to mitigate emissions” above in this section of the ESG Report for the Group’s energy-efficient practices.

ENVIRONMENTAL, SOCIAL AND GOVERNANCE REPORT

A2.4 Sourcing water

The Group has not experienced any difficulties in sourcing water that is fit for purpose.

Notwithstanding the planned expansion of the Group in the coming years, the Group targets to maintain the water consumption in coming years by the following ways:

- Checking the Group's water consumption regularly and repair leakages and broken pipes in a timely manner;
- Placing notices near its water taps to remind its employees to turn off the tap after using; and
- Maintain regular inspections of water facilities, plumbing and flushing systems to prevent water dripping and leakage, in order to effectively eliminate water wastage.

A2.5 Packaging material used

Due to the nature of the Group's business, no packaging material is consumed in its business operation.

A3. The Environment and Natural Resources

Save as disclosed in the paragraphs headed "A1. Emissions" and "A2. Use of resources" above, the Group's operating activities have no significant impact on the environment and natural resources. Notwithstanding the aforementioned, the Group strives to minimise the negative environmental impacts. The Group has adopted an environmental management system and policies certified to be in compliance with the standard under ISO 14001. The Group also embarks on the Green & Gracious scheme initiated by the Building and Construction Authority. The implementation of the Green and Gracious practices enhance and complement the Group's environmental management system as well as raising the environmental consciousness and professionalism of the Group's project teams. From time to time, the Group will review and assess its actual and potential environmental-related risks regularly and formulate appropriate mitigation measures if necessary.

The Group is aware of its responsibility to the environment and the general public, hence the Group is dedicated to work closely with the communities affected by its business operation. Due to the business nature, the Group recognises its contract works potentially contribute to noise pollution and nuisance to the surrounding community and environment. Adhering to the applicable laws and regulations of construction noise control, the Group has deployed the following measures:

- Containing noise at source and deploying of low emitting noise equipment/maintenance of equipment;
- Scheduling of activities to avoid time slot where surrounding neighbours can be adversely affected; and
- Setting up of noise monitoring system to ensure that noise emission is kept within limits.

ENVIRONMENTAL, SOCIAL AND GOVERNANCE REPORT

A4. Climate change

Extreme weather has been one of the most concern issues in recent decades. The Group recognises that it may be exposed to the climate change risks which may have impact on the Group's business operations. As such, the Group has considered the potential climate-related risks in respect of the recommendations of the task force on climate-related financial disclosure, which are the physical risks such as extreme weather conditions and transition risks such as regulatory change or emerging technologies are summarised as below:

Risks type	Potential implications	Mitigation strategy
Physical risks	<ul style="list-style-type: none"> Acute physical risks: the increased severity of extreme weather events (e.g. heavy rain warning and hurricane) may cause damage to the Group's office buildings, site environment and construction equipment, which may lead to the delay in project timelines, the increased in operational costs, and the interruption of the Group's business operation; and Chronic physical risks: the changes in precipitation and weather patterns (e.g. flooding caused by heavy rainfall and heatwaves) and the rising temperatures may create hard working conditions for construction workers and result in submersion and damage to the office building and construction materials and equipment, thereby delaying project timelines. Additionally, more energy consumption caused by heatwaves may render higher operational and maintenance costs. 	The precautionary measures include setting up work arrangements for extreme weather conditions such as heavy rain warning, hurricane, flooding and heatwaves. At construction site, the Group would install temporary structures to prevent losses and incidents arisen from flooding to protect the Group's asset and to ensure safety working environment.
Transition risks	<ul style="list-style-type: none"> Policy risks: the changes in environmental-related regulations and energy efficient requirements may increase the Group's operational costs in adopting the new practices; and Technology risks: the development and the use of machineries and or materials that are more environmentally friendly may impose additional operational costs. 	The Group will continue to monitor the coming new launch of national strategies, policies and regulations and the new technology available and their associated impacts on its financial status and assets as well as the operational control of the Group's businesses, so as to get earlier preparation for climate mitigation and adaptation.

The Group will also continuously improve and raise awareness in relation to the climate change by reviewing the current measures and monitoring the potential impact.

ENVIRONMENTAL, SOCIAL AND GOVERNANCE REPORT

B. SOCIAL

The Group views its employees as the most valuable assets to the Group. The Group is committed to build a healthy and supportive workplace for its employees to advance their career progression and enhance their professional development. Looking ahead, the Group will continue to do its best to cater the needs of employees to enable them to thrive and grow with the Group.

As an equal opportunity employer, the Group complies with all relevant employment laws and regulations that have a significant impact on it, including but not limited to the employment act of Singapore (the “**Employment Act**”), the Employment of Foreign Manpower Act, Employees’ Compensation Ordinance, Central Provident Fund Act (Chapter 36) of Singapore and the Workplace Safety and Health (Risk Management) Regulations in Singapore. Not only that, the Group also has obtained ISO 9001 as a recognition of its quality management system as well as OHSAS 18001 as a recognition of its compliance with occupational health and safety requirements. During the Review Year, the Group did not identify any breaches of relevant employment laws and regulations.

B1. Employment

Human Resources Policies

Employees’ remuneration is commensurate with their job nature, qualifications and experience. Salaries and wage rates are usually subject to an annual review that are based on performance appraisals and other relevant factors. The Group strongly encourages internal promotion and a variety of job opportunities is offered to existing staff when it is best suited.

The Group ensures all employees are protected under the employment protection laws of Singapore or equivalent national regulations, the Group’s procedures generally include:

- when an employee has handed in his/her resignation letter or being laid off, the Group’s human resources staff will interview him/her to find out the reason of resignation;
- when the Group terminates an employment contract, the dismissed employee shall be given his/her due notice or wages in lieu of notice, and the notice should not be served during his/her annual leave and maternity leave;
- an employee cannot be dismissed when she has been confirmed pregnant by a qualified medical doctor or have given notice of pregnancy to the Group; and
- an employee cannot be dismissed when he/she takes a paid medical leave.

ENVIRONMENTAL, SOCIAL AND GOVERNANCE REPORT

Recruitment

When there is a need for a job position to be filled, the department head will complete and submit approved hiring requisition form to Human Resource (“HR”) department for processing. HR department will then proceed for job vacancy posting. The HR staff will find out the job responsibilities and screen the job applicants to find the right fit for the job without discrimination. The Group welcomes candidates with different background to bring diversity into the Group. The HR manager will then consult with the general manager in deciding on job applicants to be selected for an interview. In Singapore, all companies must comply with the Tripartite Guidelines on fair Employment Practices and adopt fair employment practices that are open, merit-based and non-discriminatory. The Group makes reasonable efforts to attract and consider Singaporeans for job positions on merit and to train and develop their potential and careers. Examples of such efforts in the Group’s operation in Singapore include:

- ensuring that job positions must be open to Singaporeans; and
- developing skills and expertise of Singaporean employees for higher level jobs.

Additionally, in compliance for jobs bank advertising under the fair consideration framework, the Group’s job advertisement posted:

- is open to Singaporeans; and
- is compliant with Tripartite Guidelines on Fair Employment Practices by avoiding stating a preference for nationality, age, gender, race, religion, marital status, family responsibilities.

The Group also does not include words or phrases that exclude Singaporeans or indicate preference for non-Singaporeans.

Successful interviewees will be awarded with a letter of appointment. Confirmed employees are entitled to all sorts of different employee benefits including but not limited to medical benefits, insurance coverage, allowance for certain expenses incurred in the course of work, etc.

Dismissal

In Singapore, for dismissal due to misconduct (S14) of Employment Act, employers may dismiss an employee, without notice and without salary in lieu of notice if he/she is found guilty of misconduct. Also, employer must establish misconduct through due inquiry before deciding whether to dismiss the employee or take other forms of disciplinary action. Examples include theft, dishonest, disorderly or immoral conduct at work (fighting, sexual harassment), wilful insubordination etc. the Group has established misconduct through due inquiry and the person hearing the inquiry is not in a position which may suggest bias, in order to achieve fairness to all employees.

ENVIRONMENTAL, SOCIAL AND GOVERNANCE REPORT

Staff Welfare

Working hours and rest period falls under part IV of the Employment Act. All of the Group's on-site workers and supervisors are covered under part IV of the Employment Act. In Singapore, normal contractual hours are 44 hours a week. All of the office and site staff normal contractual working hours are less than or equal to 44 hours a week. In Singapore, employees covered under part IV of Employment Act are

- entitled to at least one rest day per week, comprising one whole day;
- rest day is not a paid day; and
- fixed rest day is determined by employer, it can be a Sunday or any other day of 24 hours (from midnight to midnight).

If an employee is needed to work on their rest day, employer must seek employee's agreement and pay employee two days of salary if the employee works for more than half of the daily contractual working hours. All of the Group's staff has a fixed rest day on Sunday as part of the employment contract and employees are not compelled to work on the rest day. In the event when employee on-site is required and agrees to work on their rest day, their salary will be calculated as per statutory requirement. The Group's payslips and attendance records are fully compliant with all applicable laws and regulations relating to working hours and rest periods.

All employees are given a staff handbook which they are required to adhere to. The staff handbook detailed out the general terms and conditions of employment as well as certain employment procedures of the Group. It includes conditions of employment, holidays and leaves, employee benefits and welfare, performance appraisal and promotion, code of conduct, working hours, rest periods and other matters such as disposal of confidential papers and energy conservation.

Equal opportunity, diverse and anti-discrimination

The Group is committed to equal opportunities and being open to diverse perspectives and characteristics. Pursuant to the Group's staff handbook, recruitment and selection policy and employee performance review policy, all existing and prospective employees are fairly treated and selected on the basis of merits (e.g. personal experience, qualifications and competencies), during the process of recruitment, transfer, promotion and performance appraisal, without prejudice to gender, age, race, religion, national origin, family status, disability and other factors unrelated to the position. All employees are protected under the relevant laws and the Group's policies on diversity and inclusion, and any forms of harassment in our workplace are strictly prohibited. The Group treats every member of its employees as part of its big family, whether it is managerial, executive or rank- and-file employee positions. However, the Group did not organize any overseas incentive trips during the years ended 31 March 2021 and 2022 due to travel restrictions and COVID-19.

To attract, retain and motivate employees, the Group is committed to offer professional development opportunities and a healthy work environment for all employees and on-site staff. One of the main task of the Group is to ensure the wage rates of its employees are reasonable and competitive among its peers in the market. In addition, the Group's employees' total remuneration including basic salary and bonus system are unbiased and correlated with their individual performance.

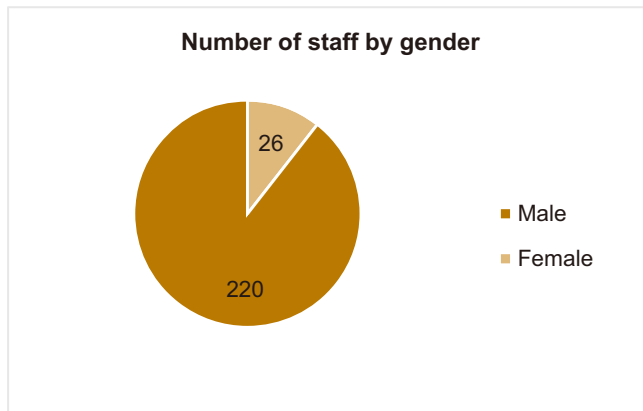
ENVIRONMENTAL, SOCIAL AND GOVERNANCE REPORT

The Group maintains high standards of business ethics and sustain good personal conduct of its employees. The Group's staff handbook and internal control manual are readily accessible to all employees. The Group's standards on employment and labour standards are similar within Singapore and outside of Singapore.

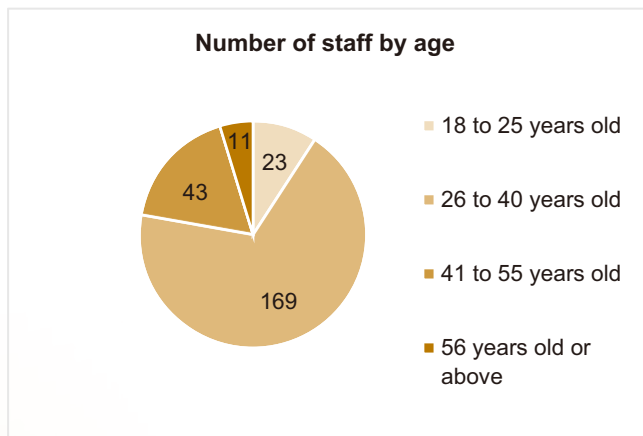
During the Review year, the Group had no violations with any laws and regulations that have a significant impact on the Group relating to compensation and dismissal, recruitment and promotion, working hours, rest periods, equal opportunity, diversity, anti-discrimination, and other benefits and welfare.

B1.1 Total workforce

As at 31 March 2022, the Group had 246 staff. Most of the Group's staff are located in Singapore, while only six staff are located in Hong Kong and PRC. The staff composition of the Group as at 31 March 2022 is as follow:

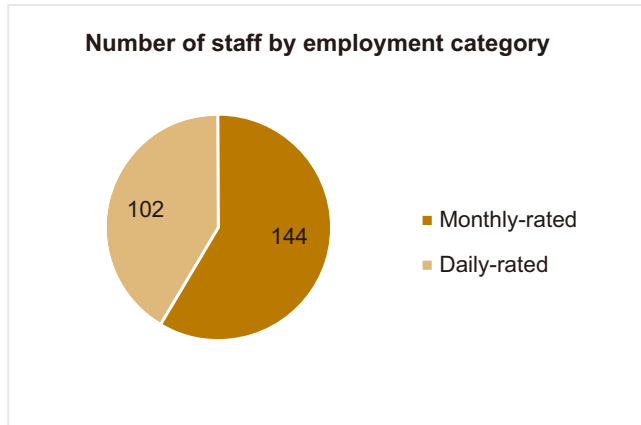


Number of staff by gender	
Male	220
Female	26



Number of staff by age	
18 to 25 years old	23
26 to 40 years old	169
41 to 55 years old	43
56 years old or above	11

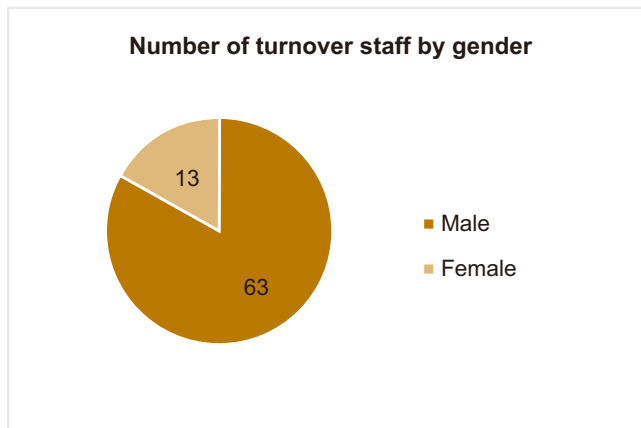
ENVIRONMENTAL, SOCIAL AND GOVERNANCE REPORT



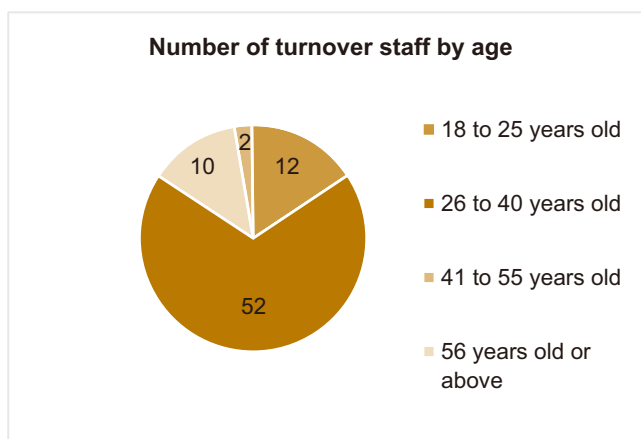
Number of staff by employment category	
Monthly-rated	144
Daily-rated	102

B1.2 Turnover rate

During the Review Year, there was no staff turnover in Hong Kong and PRC, while the turnover rates of the Group's staff are as follow:



Staff turnover rate by gender	
Male	28.6%
Female	50.0%



Staff turnover rate by age	
18 to 25 years old	52.2%
26 to 40 years old	30.8%
41 to 55 years old	23.3%
56 years old or above	18.2%

ENVIRONMENTAL, SOCIAL AND GOVERNANCE REPORT

B2. Health and Safety

The Group recognised the importance of maintaining a safe, effective and congenial working environment and policies to provide sufficient protection to its staff. Under the Workplace Safety and Health (Risk Management) Regulations, employers must provide a safe working environment and protecting employees from occupational hazards. Hence, the Group has put various occupational health and safety measures in place and regularly perform check on the working environment and staff facilities. Not only that, the Group has obtained OHSAS 18001 as a recognition of its compliance with occupational health and safety requirements.

B2.1 Number and rate of work-related fatalities

During each of past three financial years, there were no reported cases of work-related fatalities.

B2.2 Lost days due to work injury

The Group did not involve any work injury was occurred during the Review Year.

B2.3 Occupational health and safety measures adopted

The Group's occupational health and safety management system include, among others, the following four steps:

1. Hazard identification, risk assessment and controls' determination

The Group maintains a list of relevant occupational and health safety hazards, based on analysis of its services and works performed, inspection reports and incident reports. Upon identification of the potential hazards, a risk assessment will be carried out to designate certain potential hazards as significant. Particular attention will be paid to these significant hazards during the Group's formulation and implementation of controls. The list of potential hazards is reviewed and changes are updated on an annual basis.

2. Legal and regulatory compliance

The Group maintains a list of applicable occupational health and safety regulations and ensures that this is up-to-date. Changes to these rules and regulations will be communicated to the Group's relevant departments and evaluation of the Group's occupational health and safety compliance will be carried out.

3. Objectives, targets and key performance indicators

The Group has a key target of zero incident relating to occupational health and safety. The performance indicators are clearly defined, measured in terms of number of incidents.

ENVIRONMENTAL, SOCIAL AND GOVERNANCE REPORT

4. *Training and responsibility of the employees*

The Group provides training to its employees and subcontractors to educate them to prevent accidents and injuries, and promoting a healthy lifestyle. The Group encourages every employee to take responsibility in taking care of himself/herself and his/her fellow colleagues.

In addition, the Group remains highly vigilant to the potential impact of health and safety on its employees due to the COVID-19 situation. With a view to minimizing the spread of COVID-19, the Group has implemented the precautionary measures, which includes but not limited to:

- Offer personal protective equipment such as medical-grade surgical mask, industrial face attachment guard to the employees and workers and set up hand sanitisers stations and/or handwashing facilities;
- Arrange work from home schedule for employees who are able to perform telecommute, especially those most susceptible to the COVID-19, to protect other colleagues' safety;
- For essential workers that telecommuting is not available, policies such as stagger working hours and no cross-deployment have been implemented to reduce physical interaction at workplaces; and
- Formulated emergency response plan to handle the suspected infection case(s).

During the Review Year, the Group has complied with all the relevant health and safety laws and regulations in Singapore, including but not limited to the Workplace Safety and Health Act (Chapter 354A), the Work Injury Compensation Act (Chapter 354), the Workplace Safety and Health (Registration of Factories) Regulations 2008, Workplace Safety and Health (Safety and Health Management System and Auditing) Regulations 2009, the Workplace Safety and Health (Construction) Regulations 2007 and the Work Injury Compensation Bill 2019 of Singapore.

During the Review Year, the Group was not aware of any material non-compliance with laws and regulations that have a significant impact on the Group relating to providing a safe working environment and protecting employees from occupational hazards.

B3. Development and Training

The Group is committed to providing staff training and development programmes designed to help its employees enhancing their knowledge and skills to meet the challenges of a changing era. The Group recognises that the knowledge and skills of its employees are vital to its continued business development and success, the Group, therefore, encourage its staff to pursue further with their professional development. The Group nominates staff to attend both internal and external training programmes from time to time and when appropriate. The Group's training programmes ranges from professional and technical training to personal development skills. In addition, the Group provides adequate job training to employees in order to equip them with practical knowledge and skills to tackle situations and challenges encountered in diverse work sites. To continuously attract new talents, the Group also provides education subsidies to encourage its staff in further developing their skills and broaden their knowledge.

ENVIRONMENTAL, SOCIAL AND GOVERNANCE REPORT

B3.1 The workforce trained during the Review Year

Employee Category	Gender	Percentage (%)
Management	Male	20%
	Female	N/A
Office Staff	Male	25%
	Female	45%
Site Staff	Male	65%
	Female	N/A

B3.2 The average training hours completed per employee during the Review Year

Employee Category	Gender	Hours
Management	Male	16
	Female	N/A
Office Staff	Male	24
	Female	24
Site Staff	Male	20
	Female	N/A

B4. Labour Standards

The Group advocates a community spirit that thrives on mutual respect and equal opportunities. The Group firmly complies with equal opportunities legislation and to ensure diversity and equality, the Group's selection process is non-discriminatory and is solely based on the employees' performance, experience and skills. Employees are also encouraged to discuss their targets in job advancement and career development with their senior management.

B4.1 Measures to avoid child and forced labour

The Group is fully committed to comply with the equal opportunities legislations as well as any relevant law and regulation and does not engage in any forced or child labour. In Singapore, employers need to comply with employment of children & young persons under the Employment Act. The Group does not employ any children or young persons less than the age of 16. The HR staff will check the age of each candidate before signing the employment contract with the candidate. Additionally, the Group aims to provide a conducive working environment that is characterized by equality and mutual respect. Also, none of the Group's employees should be made to work against his/her will or work as bonded/forced labour, or subject to corporal punishment or coercion. The human resources department and the site foremen are responsible for the implementation of this policy.

B4.2 Steps to eliminate such practices when discovered

If there is any irregularities on child labour and forced labour, employment with all these candidates will be immediately terminated. The Group would also take responsibility for investigation.

ENVIRONMENTAL, SOCIAL AND GOVERNANCE REPORT

During the Review Year, the Group had no violations with any laws and regulations that have a significant impact on the Group relating to compensation and dismissal, recruitment and promotion, working hours, rest periods, equal opportunity, diversity, anti-discrimination, preventing child and forced labour, and other benefits and welfare.

B5. Supply Chain Management

The Group highly values the long-term cooperation and strategic partnership with its business partners, including its subcontractors and suppliers, which is crucial to mutually sustain the Group's competitive advantage in the industry. The Group endeavors to operate with suppliers and subcontractors who share similar values and uphold high standards of business ethics, quality-safety-environment management and labor management.

B5.1 Number of suppliers

During the Review Year, the Group has 304 suppliers, including material suppliers and subcontractors. All of the Group's suppliers and subcontractors for Integrated Building Services and Building Construction Works businesses are based in Singapore, effectively mitigating carbon emissions that result from haulage and transportation.

B5.2 Procedures for engaging suppliers and subcontractors

The Group has established a sound procurement management system in supplier selection and performance assessment to ensure the purchase of materials and procurement of services are in a systematic manner and meet the customer requirements as well as the level of the Group's social and environmental awareness.

For projects where the Group is the main contractor, its subcontractors are required to adhere to the Group's Integrated Management System ("IMS") policy, which comprises of which comprises of (i) ISO 9001 (Quality Management System); (ii) OHSAS 18001 (Occupational Health & Safety Management System); and (iii) ISO 14001 (Environmental Management System). The Group will perform assessments on all its suppliers and subcontractors prior to engaging them and inclusion in its approved suppliers list and its approved subcontractors list (the "Approved Lists"). One of the criteria in the Group's assessment relates to the existence and performance of the suppliers' and subcontractors' environmental, health and safety system. The Group also monitors and assesses its suppliers and subcontractors annually whereby those with poor performance will be removed from the Approved Lists.

B5.3 Practices used to identify environmental and social risks

The Group places a huge emphasis on the environmental and social risks of its suppliers and subcontractors with an aim to reduce the impact of its suppliers and subcontractors on the environment and the society.

Environmental and social responsibility of the suppliers

The Group's materials are purchased from qualified suppliers whose products meets the requirements of applicable environmental law and regulations. The tools and equipment are all inspected and evaluated to be in safe condition.

ENVIRONMENTAL, SOCIAL AND GOVERNANCE REPORT

Environmental and social responsibility of the subcontractors

The Group provides on-site training to its subcontractors, and the Group's site foremen regularly inspect the practices of its subcontractors in order to achieve efficient use of resources and minimize emission of greenhouse gas. Any findings on environmental issues were recorded and passed on to corresponding subcontractors for their actions and improvements. Workers and subcontractors were required to report to the site agents or the safety officers immediately on any significant incidents and environmental risks.

Action of reduce work, suspense contract or replacing subcontractors may be taken to subcontractors who have subsequently failed to meet the Group's standard or those that have already experienced serious environmental pollution and safety accidents.

B5.4 Practices used to promote environmental preferable products and service when selecting supplier and subcontractors

To promote environmental preferable products and service when selecting supplier and subcontractors, suppliers and subcontractors with certain environmental and social responsibility accreditation or no previous record of violation in environmental and social issue will be given preference when same package was offered by the potential suppliers and subcontractors. The Group regular review the selection process to ensure it was properly carried out.

B6. Service Responsibility

The Group recognises that good customer and after-sales services are the key influential factors to its success and sustainability. Therefore, the Group has set up a customer communication channel dedicated to handle customers' queries and feedbacks efficiently. Similarly, customer complaints are thoroughly investigated and root causes are identified and acted upon accordingly. If any defect works occur, the Group will rectify the works until its customers are satisfied.

B6.1 & 6.2 Percentage of products sold subject to recalls for safety and health reasons and number of products and services related complaints

During the Review Year, the Group has not received any material complaints or request to terminate projects due to poor quality and safety, nor there is any product labelling or products sold or shipped subject to recalls for safety and health reasons.

B6.3 Protecting Intellectual Property Right

The Group protects intellectual property rights by using licensed software and registering the company trademark for the Group's business operations.

B6.4 Health and Safety

Risk assessment was carried out for each project before the commencement of construction work to ensure the safety and health of the Group's workers and any onsite personnel. Appropriate safety training was offered to workers (both the Group's employees and subcontractors) at the beginning of a contract period and from time to time to maintain workers' safety awareness. Regular safety inspections were carried out to identify any deficiencies in safety controls and then implement timely remedial actions. Prior to delivering the works, the Group's project management team invited its customers to inspect the work progress and resolved safety and health concerns, if any.

ENVIRONMENTAL, SOCIAL AND GOVERNANCE REPORT

Please refer to the paragraph headed “B2. Health and Safety” above in this ESG report for details on the Group’s policy on health and safety of the Group’s employees.

B6.5 Protecting Customers’ Privacy

Protecting and safe-guarding the Group’s customers’ privacy has been one of the Group’s top agenda. Review and revision of the financial data and privacy policy are carried out regularly to ensure its effectiveness and compliance with relevant laws. Every employee shall respect any information which is confidential to the Group including but not limited to trade secrets, confidential knowledge or any information concerning the process or invention used by the Group. Breaches of confidentiality may be cause for disciplinary action. All of the Group’s employees are required to sign an undertaking letter on compliance with the Personal Data Protection Act 2012.

Moreover, the Group acquired an ISO 9001 as an identification of its success in meeting customer expectations and delivering customer satisfaction. The Group does not engage in any advertising or labelling activities.

The Group adheres to the relevant regulations, such as the Personal Data Protection Act of Singapore, to ensure that the customers’ personal data is securely kept and processed only for the purpose of which it has been collected.

During the Review Year, the Group was not aware of any material non-compliance with laws and regulations that have a significant impact on the Group relating to health and safety, advertising, labelling and privacy matters relating to products and services provided and methods of redress.

B7. Anti-Corruption

The Group is committed to maintain the highest ethical standards and vigorously enforce the integrity of its business practices in all aspects of the Group’s operations. The Group has in place a policy to ensure the Group and its employees comply with anti-bribery, anti-corruption and anti-money laundering laws and governmental guidance. The Group and its employees (i) are prohibited from paying or receiving a bribe of any kind; (ii) are prohibited from giving or offering anything of value to a public official; (iii) are required to comply with the Group’s guidelines and authorisation levels in relation to the giving and receiving of gifts and hospitality; and (iv) fully comply with the applicable laws and regulations relating to anti-money laundering and terrorist financing.

B7.1 Anti-Corruption

During the Review Year, the Group has complied with all applicable laws and regulations in relation to bribery, extortion, fraud and money laundering in Singapore including but not limited to the Prevention of Corruption Act of Singapore.

During the Review Year, no legal cases regarding corruption were brought against the Group or its employees, and the Group is not aware of any incidents of bribery, extortion, fraud, money laundering or other violations.

ENVIRONMENTAL, SOCIAL AND GOVERNANCE REPORT

B7.2 Preventive measures and whistle-blowing procedure

To facilitate its employees to report illegality, irregularity, malpractice, unethical acts or behaviours, inappropriate conducts or actions, the Group has established a whistle-blowing policy and procedures. Employees are encouraged to report any suspicious activities or behaviours that violate our values and Group's policies regarding ethics, including but not limited to events that are non-compliant with the Group's policy, laws, rules, regulations, general practice of financial reporting and internal control. The Group's whistle-blowing policy allows employees to report suspicious cases in a confidential manner.

The Group handles reported cases cautiously and each submitted case will be handled and investigated promptly, thoroughly and seriously. A full investigation will then be conducted, disciplinary action will be applied to the employees involved upon confirmation of the occurrence, and further legal action may be taken depending on the nature and particular circumstances of each case. The whistle-blowing policy and its procedures are applicable to all levels of the members of the Group, and have been clearly stipulated in the employee handbook and have been circulated among employees for their reference.

B7.3 Anti-corruption training

During the Review Year, the directors and the employees have participated in anti-corruption training by delivering the latest internal manuals and related information to strengthen and refresh related requirement.

B.8 Community Investment

B8.1 Community investment

The Group recognizes the importance of social responsibilities and regards public welfare as one of the core aspects of its corporate culture. The Group encourages its employees to contribute to the community through volunteerism, philanthropy and community services.

The Group has established different communication channels to stakeholders, including hotline, company website, email and letters, and designates site personnel at each site to handle external feedback and complaints in order to maintain a two-way communication and harmonious relationship with the communities.

B8.2 Resources contributed

The Group actively seeks opportunities to repay society and in hope of creating a better living environment for local community. During the Review Year, the Group had not organized any community and charity activities due to the outbreak of COVID-19. Although the Group had not carried out any community services, donation has been made to Singapore Botanic Gardens for the "Tree of the World 2021" event that took place in November 2021, accounting to S\$700. Looking forward, the Group will continue to contribute to the society and explore more opportunities after the COVID-19 situation are improved and restrictions are lifted.

INDEPENDENT AUDITOR'S REPORT



國富浩華（香港）會計師事務所有限公司
Crowe (HK) CPA Limited
香港 銅鑼灣 禮頓道77號 禮頓中心9樓
9/F Leighton Centre,
77 Leighton Road,
Causeway Bay, Hong Kong

To the Shareholders of Grandshores Technology Group Limited
(Incorporated in the Cayman Islands with limited liability)

OPINION

We have audited the consolidated financial statements of Grandshores Technology Group Limited (the “Company”) and its subsidiaries (herein referred to as the “Group”) set out on pages 72 to 159, which comprise the consolidated statement of financial position as at 31 March 2022, the consolidated statement of profit or loss and other comprehensive income, consolidated statement of changes in equity and consolidated statement of cash flows for the year then ended, and notes to the consolidated financial statements, including a summary of significant accounting policies.

In our opinion, the consolidated financial statements give a true and fair view of the consolidated financial position of the Group as at 31 March 2022, and of its consolidated financial performance and its consolidated cash flows for the year then ended in accordance with International Financial Reporting Standards (“IFRSs”) and have been properly prepared in compliance with the disclosure requirements of the Hong Kong Companies Ordinance.

BASIS FOR OPINION

We conducted our audit in accordance with International Standards on Auditing (“ISAs”). Our responsibilities under those standards are further described in the Auditor’s Responsibilities for the Audit of the Consolidated Financial Statements section of our report. We believe that the audit evidence we have obtained is sufficient and appropriate to provide a basis for our opinion. We are independent of the Group in accordance with the International Code of Ethics for Professional Accountants (including International Independence Standards) issued by the International Ethics Standards Board for Accountants (“IESBA Code”), and we have fulfilled our other ethical responsibilities in accordance with the IESBA Code.

EMPHASIS OF MATTER

We draw attention to Notes 36.1 and 36.2 to the consolidated financial statements, which describes the risks and uncertainties with respect to blockchain technology and the evolving nature of the digital asset markets. The currently fast developing nature of digital asset markets including evolving regulations, custody and trading mechanisms, the dependency on information technology integrity and security, as well as valuation and volume volatility all subject the blockchain technology development and application business of the Group to unique risks. These conditions in our view are of such importance that they are fundamental to users’ understanding of the Group’s blockchain technology development and application business and the consolidated financial statements. Our opinion is not modified in respect of this matter.

INDEPENDENT AUDITOR'S REPORT

KEY AUDIT MATTERS

Key audit matters are those matters that, in our professional judgement, were of most significance in our audit of the consolidated financial statements of the current period. These matters were addressed in the context of our audit of the consolidated financial statements as a whole, and in forming our opinion thereon, and we do not provide a separate opinion on these matters.

Key audit matter	How our audit addressed the key audit matter
Revenue Recognition (Note 6)	
<p>1) Revenue from Integrated Building Services and Building Construction Works</p> <p>The Group recognised revenue from the provision of integrated building services and building construction works for the year ended 31 March 2022 amounted to S\$36,538,748 and S\$8,286,771 respectively. Revenue from integrated building services has inherent risk due to the large volumes of customer work orders and both types of revenue are recognised by reference to progress towards complete satisfaction of relevant performance obligations using output method.</p> <p>Significant judgements are required to estimate the total budgeted contract revenue and costs which include estimation for variation works and any contract claims for each construction contract as the contract progresses. Any changes to these variables will impact the revenue recognised.</p> <p>The Group's revenue recognition policy is set out in note 3 to the consolidated financial statements.</p>	<p>Our audit procedures to assess the revenue recognition included the following:</p> <ul style="list-style-type: none"> • Obtaining an understanding of the design and implementation and testing the operating effectiveness of key internal controls over the contract revenue recognition processes. • In relation to the recognition of revenue from integrated building services, we i) inspecting a sample of contract agreements with customers; ii) testing the actual costs to supplier's invoices and labor costs for the work orders on a sample basis; and iii) testing the invoices, acceptance of customers issued prior to and subsequent to the year-end on a sample basis for the appropriateness of timing of recorded transactions. • In relation to the recognition of revenue from building construction works, we i) inspecting a sample of contract agreements with customers; ii) testing the actual costs to supplier's invoices and labor costs on a sample basis; iii) comparing the contract revenue recognised for major contracts during the year to certificates of work performed issued by independent surveyors and variation orders and claims approved by the customers; and iv) assessing the reasonableness of the gross profit margin by comparing the budgeted profit of the entire construction project.

INDEPENDENT AUDITOR'S REPORT

Key audit matter	How our audit addressed the key audit matter
Valuation of equity investment at FVOCI and financial assets at fair value through profit or loss (Notes 17 and 18)	
<p>2) Valuation of investments classified as level 3 in the fair value hierarchy</p> <p>As at 31 March 2022, the Group's investments classified as level 3 in the fair value hierarchy amounting to S\$1,957,542.</p> <p>These investments, which have no active market and have been categorised within level 3 of the fair value hierarchy. The determination of level 3 prices is considerably more subjective given the lack of availability of market-based data.</p> <p>We focused on the valuation of these equity investments due to the judgment involved in determining the fair value.</p> <p>The Group's disclosure of these investments is detailed in notes 17, 18 and 36 to the consolidated financial statements.</p>	<p>Our audit procedures in relation to the valuation of investments classified as level 3 in the fair value hierarchy included the following:</p> <ul style="list-style-type: none"> • assessing management's key controls on the valuation of the investments classified as level 3 in the fair value hierarchy; • obtaining an understanding of the valuation methodologies and the processes employed by management with respect to determining the fair value of investments classified as level 3 in the fair value hierarchy; • evaluating the appropriateness of the valuation methodologies and valuation techniques used by management for investments classified as level 3 in the fair value hierarchy; and • evaluating key inputs and assumptions used by management against supporting documentation and relevant pricing sources.

INDEPENDENT AUDITOR'S REPORT

Key audit matter	How our audit addressed the key audit matter
Digital asset transactions and balances (Notes 6 and 20)	
<p>3) Digital asset transactions and balances</p> <p>During the year ended 31 March 2022, the Group recognised income from blockchain technology development and application business arising from trading of digital assets of S\$1,161,455 and fair value loss on digital assets inventories of S\$1,284,410 and had digital assets inventories of S\$954,183 as at 31 March 2022.</p> <p>The Group's blockchain technology development and application business includes primarily over-the-counter ("OTC") trading business to trade digital assets.</p> <p>Digital assets that the Group deals with are cryptographically secured assets for which encryption techniques are used to regulate the generation of units of currency. Supply and demand determine the value of digital assets which can be extremely volatile in this emerging industry.</p>	<p>Our audit procedures on the Group's digital asset transactions and balances included the following:</p> <ul style="list-style-type: none"> • understanding, evaluating and testing the key controls, including automated and manual controls, and segregation of duties in the execution of these controls, in the following areas: <ul style="list-style-type: none"> i) information technology general controls, over the accounting system and key operating systems and applications that are considered relevant to the financial statement reporting process; ii) wallet generation, management and security (including private keys and recovery seeds), including physical and logical access controls testing; iii) recording of prefunding, withdrawal, trading and settlement transactions with a liquidity provider; and iv) reconciliations of digital asset transactions and balances between trade records on internal operating and accounting systems with other external sources of data.

INDEPENDENT AUDITOR'S REPORT

Key audit matter	How our audit addressed the key audit matter
Digital asset transactions and balances (Notes 6 and 20)	
<p>3) Digital asset transactions and balances (continued)</p> <p><i>Technical complexity</i></p> <p>Digital assets are exchangeable directly between two parties, anywhere in the world, through decentralised networks that carry anonymous transactions. The anonymity of transactions creates complex technical challenges. For example, identifying parties involved in a digital asset transaction and determining whether access to a private key demonstrates ownership to the digital assets held in the associated public address on a blockchain. To address the challenges, the Group implemented internal controls over different business processes including, but not limited to, controls over the wallet generation, management and security (including all its public addresses and private keys).</p> <p>The Group implements different processes and internal controls to record transactions of the Group with liquidity providers (i.e. other OTC operators and exchanges) and to reconcile the relevant transactions with external data such as bank statements, blockchain data and third party exchange account statements.</p>	<ul style="list-style-type: none"> • understanding and evaluating the accounting policies adopted by management for its blockchain technology development and application business based on the contractual and business arrangements with respective counterparties and a liquidity provider; • checking digital asset trade transactions to the underlying trade orders and confirmations sent to the liquidity provider and the relevant settlement evidence; • testing the Group's access to the digital assets held in their wallets by verifying that the Group was able to cryptographically sign randomly generated messages using the private keys of their wallets on the year end date; • testing management's reconciliations of wallet balances as at the year end between the operating system, accounting system, and publicly sourced data on the blockchains. This included reconciling the wallet balances and transactions from the Group's books and records to data independently acquired by us; and • reviewing the appropriateness of management's assessment and determination of principal market by digital assets. Testing the fair value of digital assets inventories adopted by management to external data quoted in the principal exchange market.

INDEPENDENT AUDITOR'S REPORT

Key audit matter	How our audit addressed the key audit matter
Digital asset transactions and balances (Notes 6 and 20)	
<p>3) Digital asset transactions and balances (continued)</p> <p><i>Accounting complexity</i></p> <p>IFRSs do not specifically address accounting for digital assets. Accordingly, for the preparation of the Group's consolidated financial statements, management needs to apply judgements in determining appropriate accounting policies based on the existing accounting framework and the facts and circumstances of the Group's blockchain technology development and application business.</p> <p>Given the business model of the Group, digital assets are accounted for as inventories and are measured at fair value less costs to sell on the consolidated statement of financial position.</p> <p>Furthermore, in determining fair values, management needs to apply judgement to identify the relevant available markets, and to consider accessibility to and activity within those markets in order to identify the principal digital asset markets dealt with by the Group.</p> <p>Due to the complexity and evolving nature of blockchains and technology associated with digital assets, the high reliance of the Group's business thereon, and the management judgements applied in accounting for the digital asset transactions and balances (which are material to the Group's consolidated financial statements), we considered the risk of material misstatement relating to these transactions and balances as significant and hence a key focus of our audit.</p>	

INDEPENDENT AUDITOR'S REPORT

OTHER INFORMATION

The directors of the Company are responsible for the other information. The other information comprises all of the information included in the annual report, other than the consolidated financial statements and our auditor's report thereon.

Our opinion on the consolidated financial statements does not cover the other information and we do not express any form of assurance conclusion thereon.

In connection with our audit of the consolidated financial statements, our responsibility is to read the other information and, in doing so, consider whether the other information is materially inconsistent with the consolidated financial statements or our knowledge obtained in the audit or otherwise appears to be materially misstated. If, based on the work we have performed, we conclude that there is a material misstatement of this other information, we are required to report that fact. We have nothing to report in this regard.

RESPONSIBILITIES OF DIRECTORS AND THOSE CHARGED WITH GOVERNANCE FOR THE CONSOLIDATED FINANCIAL STATEMENTS

The directors of the Company are responsible for the preparation of the consolidated financial statements that give a true and fair view in accordance with IFRSs issued by the IASB and the disclosure requirements of the Hong Kong Companies Ordinance, and for such internal control as the directors determine is necessary to enable the preparation of consolidated financial statements that are free from material misstatement, whether due to fraud or error.

In preparing the consolidated financial statements, the directors are responsible for assessing the Group's ability to continue as a going concern, disclosing, as applicable, matters related to going concern and using the going concern basis of accounting unless the directors either intend to liquidate the Group or to cease operations, or have no realistic alternative but to do so.

Those charged with governance are responsible for overseeing the Group's financial reporting process.

INDEPENDENT AUDITOR'S REPORT

AUDITOR'S RESPONSIBILITIES FOR THE AUDIT OF THE CONSOLIDATED FINANCIAL STATEMENTS

Our objectives are to obtain reasonable assurance about whether the consolidated financial statements as a whole are free from material misstatement, whether due to fraud or error, and to issue an auditor's report that includes our opinion. This report is made solely to you, as a body, in accordance with our agreed terms of engagement, and for no other purpose. We do not assume responsibility towards or accept liability to any other person for the contents of this report.

Reasonable assurance is a high level of assurance, but is not a guarantee that an audit conducted in accordance with ISAs will always detect a material misstatement when it exists. Misstatements can arise from fraud or error and are considered material if, individually or in the aggregate, they could reasonably be expected to influence the economic decisions of users taken on the basis of these consolidated financial statements.

As part of an audit in accordance with ISAs, we exercise professional judgement and maintain professional scepticism throughout the audit. We also:

- Identify and assess the risks of material misstatement of the consolidated financial statements, whether due to fraud or error, design and perform audit procedures responsive to those risks, and obtain audit evidence that is sufficient and appropriate to provide a basis for our opinion. The risk of not detecting a material misstatement resulting from fraud is higher than for one resulting from error, as fraud may involve collusion, forgery, intentional omissions, misrepresentations, or the override of internal control.
- Obtain an understanding of internal control relevant to the audit in order to design audit procedures that are appropriate in the circumstances, but not for the purpose of expressing an opinion on the effectiveness of the Group's internal control.
- Evaluate the appropriateness of accounting policies used and the reasonableness of accounting estimates and related disclosures made by the directors.
- Conclude on the appropriateness of the directors' use of the going concern basis of accounting and, based on the audit evidence obtained, whether a material uncertainty exists related to events or conditions that may cast significant doubt on the Group's ability to continue as a going concern. If we conclude that a material uncertainty exists, we are required to draw attention in our auditor's report to the related disclosures in the consolidated financial statements or, if such disclosures are inadequate, to modify our opinion. Our conclusions are based on the audit evidence obtained up to the date of our auditor's report. However, future events or conditions may cause the Group to cease to continue as a going concern.
- Evaluate the overall presentation, structure and content of the consolidated financial statements, including the disclosures, and whether the consolidated financial statements represent the underlying transactions and events in a manner that achieves fair presentation.
- Obtain sufficient appropriate audit evidence regarding the financial information of the entities or business activities within the Group to express an opinion on the consolidated financial statements. We are responsible for the direction, supervision and performance of the group audit. We remain solely responsible for our audit opinion.

We communicate with those charged with governance regarding, among other matters, the planned scope and timing of the audit and significant audit findings, including any significant deficiencies in internal control that we identify during our audit.

INDEPENDENT AUDITOR'S REPORT

AUDITOR'S RESPONSIBILITIES FOR THE AUDIT OF THE CONSOLIDATED FINANCIAL STATEMENTS *(continued)*

We also provide those charged with governance with a statement that we have complied with relevant ethical requirements regarding independence, and to communicate with them all relationships and other matters that may reasonably be thought to bear on our independence, and where applicable, actions taken to eliminate threats or safeguards applied.

From the matters communicated with those charged with governance, we determine those matters that were of most significance in the audit of the consolidated financial statements of the current period and are therefore the key audit matters. We describe these matters in our auditor's report unless law or regulation precludes public disclosure about the matter or when, in extremely rare circumstances, we determine that a matter should not be communicated in our report because the adverse consequences of doing so would reasonably be expected to outweigh the public interest benefits of such communication.

Crowe (HK) CPA Limited
Certified Public Accountants
Hong Kong, 30 June 2022

Lam Cheung Shing
Practising Certificate Number P03552

CONSOLIDATED STATEMENT OF PROFIT OR LOSS AND OTHER COMPREHENSIVE INCOME

For the financial year ended 31 March 2022

	Note	2022 S\$	2021 S\$
Revenue	6	44,702,564	49,149,302
Cost of sales and services		(32,657,745)	(27,381,933)
Gross profit		12,044,819	21,767,369
Other income	7A	740,453	1,225,844
Other gains and losses	7B	(2,364,454)	(950,619)
Selling expenses		(41,951)	(79,942)
Administrative expenses		(9,929,972)	(12,053,191)
Impairment loss on financial assets		(890,811)	(789,928)
Finance costs	8	(6,158)	(30,689)
Share of loss of associates	15	(24,578)	(3,655)
(Loss)/profit before taxation	9	(472,652)	9,085,189
Income tax expense	10	(694,955)	(2,083,834)
(Loss)/profit for the year		(1,167,607)	7,001,355
Other comprehensive income for the year			
<i>Items that may be reclassified subsequently to profit or loss:</i>			
<i>Exchange differences on translation of foreign operations</i>		310,160	589,933
<i>Release of translation reserve upon disposal of a subsidiary</i>		—	37,491
Other comprehensive income for the year		310,160	627,424
Total comprehensive (loss)/income for the year		(857,447)	7,628,779
(Loss)/profit for the year attributable to:			
Owners of the Company		(982,487)	5,276,960
Non-controlling interests		(185,120)	1,724,395
		(1,167,607)	7,001,355
Total comprehensive (loss)/income attributable to:			
Owners of the Company		(525,258)	6,037,729
Non-controlling interests		(332,189)	1,591,050
		(857,447)	7,628,779
Basic and diluted (loss)/earnings per share (S cents)	13	(0.09)	0.51

The notes on pages 79 to 159 are an integral part of these consolidated financial statements.

CONSOLIDATED STATEMENT OF FINANCIAL POSITION

As at 31 March 2022

	Note	2022 S\$	2021 S\$
ASSETS AND LIABILITIES			
Non-current assets			
Property, plant and equipment	14	6,610,981	7,407,434
Interests in associates	15	672,131	737,781
Finance lease receivable	16	395,770	1,467,879
Equity Investments at FVOCI	17	215,376	207,230
Financial assets at fair value through profit or loss	18	1,742,166	597,688
Loan receivables	19	—	75,878
		9,636,424	10,493,890
Current assets			
Inventories	20	1,162,512	2,570,484
Trade receivables	21	9,080,148	9,681,659
Finance lease receivable	16	1,399,320	956,266
Other receivables, deposits and prepayments	22	12,643,108	27,672,661
Amounts due from related companies	23	215,376	746,604
Financial assets at fair value through profit or loss	18	6,414,903	1,163,662
Pledged bank deposits	24	—	786,008
Bank balances and cash	24	32,433,321	21,698,546
		63,348,688	65,275,890
Current liabilities			
Trade and other payables	25	7,553,464	8,111,258
Amounts due to related companies	23	583,728	508,600
Lease liabilities	27	157,790	268,603
Income tax payable		1,000,777	2,085,042
		9,295,759	10,973,503
Net current assets		54,052,929	54,302,387
Total assets less current liabilities		63,689,353	64,796,277
Non-current liabilities			
Deferred tax liabilities	26	120,701	205,701
Lease liabilities	27	81,575	128,100
		202,276	333,801
Net assets		63,487,077	64,462,476

CONSOLIDATED STATEMENT OF FINANCIAL POSITION

As at 31 March 2022

		2022	2021
	Note	S\$	S\$
Equity			
Capital and reserves			
Share capital	28	1,966,310	1,966,310
Reserves		59,964,732	60,360,426
Equity attributable to owners of the Company		61,931,042	62,326,736
Non-controlling interests		1,556,035	2,135,740
Total equity		63,487,077	64,462,476

The consolidated financial statements on pages 72 to 159 were approved and authorised for issue by the Board of Directors on 30 June 2022 and are signed on its behalf by:

Yao Yongjie
Director

Lu Xuwen
Director

The notes on pages 79 to 159 are an integral part of these consolidated financial statements.

CONSOLIDATED STATEMENT OF CHANGES IN EQUITY

For the financial year ended 31 March 2022

	Share capital S\$	Share premium S\$ (note a)	Capital redemption reserve S\$ (note b)	Share option reserve S\$ (note c)	Translation reserve S\$ (note d)	Other reserve S\$ (note e)	Merger reserve S\$ (note f)	Investment revaluation reserve (non-recycling) S\$ (note g)	Retained profits S\$	Sub-total S\$	Non-controlling interests S\$	Total equity S\$
At 1 April 2020	1,853,341	22,380,162	16,114	1,372,266	(457,927)	—	2,099,996	(1,310,180)	24,941,401	50,895,173	2,614,500	53,509,673
Profit for the year	—	—	—	—	—	—	—	—	5,276,960	5,276,960	1,724,395	7,001,355
Exchange differences on translation of foreign operations	—	—	—	—	723,278	—	—	—	—	723,278	(133,345)	589,933
Release of translation reserve upon disposal of a subsidiary	—	—	—	—	37,491	—	—	—	—	37,491	—	37,491
Total comprehensive income for the year	—	—	—	—	760,769	—	—	—	5,276,960	6,037,729	1,591,050	7,628,779
Recognition of equity-settled share-based payments	—	—	—	649,111	—	—	—	—	—	649,111	—	649,111
Issue of share capital (note 28)	112,969	4,631,754	—	—	—	—	—	—	—	4,744,723	—	4,744,723
Dividends declared by subsidiaries to non-controlling interests	—	—	—	—	—	—	—	—	—	—	(2,069,810)	(2,069,810)
Transfer of share-based payment reserve upon the cancellation of share options	—	—	—	(424,546)	—	—	—	—	424,546	—	—	—
At 31 March 2021 and 1 April 2021	1,966,310	27,011,916	16,114	1,596,831	302,842	—	2,099,996	(1,310,180)	30,642,907	62,326,736	2,135,740	64,462,476
Loss for the year	—	—	—	—	—	—	—	—	(982,487)	(982,487)	(185,120)	(1,167,607)
Exchange differences on translation of foreign operations	—	—	—	—	457,229	—	—	—	—	457,229	(147,069)	310,160
Total comprehensive income/(loss) for the year	—	—	—	—	457,229	—	—	—	(982,487)	(525,258)	(332,189)	(857,447)
Deemed capital contribution from a controlling shareholder (note 31)	—	—	—	—	—	90,481	—	—	—	90,481	—	90,481
Acquisition of a subsidiary (note 31)	—	—	—	—	—	—	—	—	—	—	146,989	146,989
Recognition of equity-settled share-based payments	—	—	—	39,083	—	—	—	—	—	39,083	—	39,083
Dividends declared and paid by subsidiaries to non-controlling shareholders	—	—	—	—	—	—	—	—	—	—	(394,505)	(394,505)
Transfer of share-based payment reserve upon the lapse of share options	—	—	—	(114,093)	—	—	—	—	114,093	—	—	—
At 31 March 2022	1,966,310	27,011,916	16,114	1,521,821	760,071	90,481	2,099,996	(1,310,180)	29,774,513	61,931,042	1,556,035	63,487,077

The notes on pages 79 to 159 are an integral part of these consolidated financial statements.

CONSOLIDATED STATEMENT OF CHANGES IN EQUITY

For the financial year ended 31 March 2022

Note:

- a. Share premium represents the excess of share issue over the par value.
- b. Capital redemption reserve represents the nominal value of the shares repurchased which has been paid out of the distributable reserves of the Company.
- c. Share option reserve represents the portion of the grant date fair value of unexercised share options granted to employees and consultants of the Company that has been recognised in accordance with the accounting policy adopted for share-based payments.
- d. The translation reserve comprises all foreign exchange differences arising from the translation of the financial statements of foreign operations.
- e. Other reserve represents the difference between the cost of acquisition and the fair value of net assets attributable to the owner of the Company. The details are set out in note 31.
- f. Merger reserve represents the difference between the cost of acquisition pursuant to the reorganisation and the total value of share capital of the entities acquired.
- g. The investment revaluation reserve (non-recycling) comprises the cumulative net change in the fair value of the unlisted equity investment designated at FVOCI under IFRS 9 that are held at the end of the reporting period.

CONSOLIDATED STATEMENT OF CASH FLOWS

For the financial year ended 31 March 2022

	Note	2022 S\$	2021 S\$
Operating activities			
(Loss)/profit before taxation		(472,652)	9,085,189
Adjustments for:			
Depreciation of property, plant and equipment	9	907,628	1,438,685
Gain on disposals of property, plant and equipment	7B	(54,522)	—
Loss on written off of property, plant and equipment		—	2,995
Finance costs	8	6,158	30,689
Equity-settled share-based payments expenses	9	39,083	649,111
Foreign exchange loss, net	7B	356,030	1,423,185
Interest income	7A	(35,073)	(91,230)
Loan interest income	7A	(2,454)	—
Gain on disposal of subsidiaries	7B	—	(305,105)
Impairment loss on a deposit	9	—	737,428
Impairment loss on investment in an associate	9	70,184	—
Impairment loss on amount due from a related company	9	727,096	—
Impairment loss on finance lease receivable	9	163,715	52,500
Share of loss of associates		24,578	3,655
Fair value loss/(gain) on digital assets inventories	6	1,284,410	(2,073,561)
Fair value loss/(gain) on financial assets at fair value through profit or loss	7B	2,314,872	(176,754)
Operating cash flows before working capital changes		5,329,053	10,776,787
Movements in working capital:			
Decrease in trade receivables		601,511	2,155,333
Decrease/(increase) in other receivables, deposits and prepayments		14,224,791	(16,777,516)
Decrease/(increase) in amounts due from related companies		18,905	(414,978)
Decrease in inventories		120,920	3,694,020
Decrease/(increase) in finance lease receivable		457,440	(2,511,751)
(Decrease)/increase in trade and other payables		(557,791)	992,785
Increase in amounts due to related companies		—	508,600
Cash generated from/(used in) operations		20,194,829	(1,576,720)
Income tax paid		(1,864,183)	(809,262)
Net cash generated from/(used in) operating activities		18,330,646	(2,385,982)

CONSOLIDATED STATEMENT OF CASH FLOWS

For the financial year ended 31 March 2022

	Note	2022 S\$	2021 S\$
Investing activities			
Proceeds from repayment of loan receivables		78,127	—
Investment in an equity investment at FVOCI		—	(203,375)
Investment in associates		(134)	—
Payment for financial assets at fair value through profit or loss		(32,908,349)	(2,260,513)
Proceeds from disposals of financial assets at fair value through profit or loss		24,179,912	1,811,940
Purchase of property, plant and equipment		(16,328)	(375,693)
Proceeds from disposal of property, plant and equipment		65,000	—
Release of pledged bank deposits		786,008	713,893
Interest received		35,073	91,230
Net cash from disposal of subsidiaries	32	840,000	(1,100,638)
Net cash from acquisition of a subsidiary	31	38,757	—
Withdrawals of deposits with banks with original maturities over three months		—	9,000,000
Net cash (used in)/generated from investing activities		(6,901,934)	7,676,844
Financing activities			
Repayments of borrowings		—	(2,621,672)
Interest paid		—	(19,431)
Payment for lease liabilities			
— Capital elements		(273,721)	(283,239)
— Interest elements		(6,158)	(11,258)
Dividends paid to non-controlling shareholders		(394,505)	(2,069,810)
Proceeds from issue of shares		—	4,744,723
Net cash used in financing activities		(674,384)	(260,687)
Net increase in cash and cash equivalents		10,754,328	5,030,175
Cash and cash equivalents at the beginning of the year		21,698,546	16,518,479
Effect of exchange rate changes		(19,553)	149,892
Cash and cash equivalents at the end of the year		32,433,321	21,698,546
Analysis of balances of cash and cash equivalents			
Bank balances and cash	24	32,433,321	21,698,546

The notes on pages 79 to 159 are an integral part of these consolidated financial statements.

NOTES TO THE CONSOLIDATED FINANCIAL STATEMENTS

For the financial year ended 31 March 2022

1 GENERAL

The Company was incorporated and registered as an exempted company in the Cayman Islands with limited liability on 18 May 2016 and its registered office is Cricket Square, Hutchins Drive, P.O. Box 2681, Grand Cayman, KY1-1111, Cayman Islands. The Company was registered with the Registrar of Companies in Hong Kong as a non-Hong Kong company under Part 16 of the Companies Ordinance (Chapter 622 of the laws of Hong Kong) (the “Companies Ordinance”) on 13 June 2016 and the principal place of business in Hong Kong is located at Unit 1503, 15/F., Greenfield Tower, Concordia Plaza, No.1 Science Museum Road, Kowloon. The principal place of business in Singapore is located at 18 Kaki Bukit Place, Eunos Techpark, Singapore 416196. The shares of the Company have been listed on the Main Board of The Stock Exchange of Hong Kong Limited (the “Stock Exchange”) with effect from 30 March 2017.

The Company is an investment holding company and the principal activities of its operating subsidiaries are providing integrated building services, with a focus on maintenance and/or installations of mechanical and electrical systems and including minor repairs and improvement works, and undertaking building and construction works in Singapore. The Group is also engaging in blockchain technology development and application business and industrial hemp business.

The consolidated financial statements are presented in Singapore Dollars (“S\$”), which is also the functional currency of the Company.

2 APPLICATION OF NEW AND AMENDMENTS TO INTERNATIONAL FINANCIAL REPORTING STANDARDS (“IFRSs”)

a) New and Amendments to IFRSs that are mandatorily effective for the current year

During the year, the Group adopted the following new and amended standards which are relevant to the Group’s operation and are mandatory for the year ended 31 March 2022.

Amendments to IFRS 16	Covid-19-Related Rent Concessions
Amendments to IFRS 9, IAS 39, IFRS 7, IFRS 4 and IFRS 16	Interest Rate Benchmark Reform — Phase 2

The application of the new and amendments to IFRSs in the current year has had no material impact on the Group’s financial positions and performance for the current and prior years and/or on the disclosures set out in these consolidated financial statements.

NOTES TO THE CONSOLIDATED FINANCIAL STATEMENTS

For the financial year ended 31 March 2022

2 APPLICATION OF NEW AND AMENDMENTS TO INTERNATIONAL FINANCIAL REPORTING STANDARDS (“IFRSs”) (continued)

b) New and amendments to IFRSs in issue but not yet effective

A number of new standards and amendments and interpretations are effective for annual periods beginning after 1 April 2022 and have not been early adopted in preparing the consolidated financial statements for the year ended 31 March 2022.

IFRS 17	Insurance Contracts and the related Amendments ¹
Amendments to IFRS 3	Reference to the Conceptual Framework ²
Amendments to IFRS 10 and IAS 28	Sale or Contribution of Assets between an Investor and its Associate or Joint Venture ³
Amendments to IAS 8	Definition of accounting estimates ¹
Amendments to IAS 12	Deferred tax related to assets and liabilities arising from a single transaction ¹
Amendments to IAS 1 and IFRS Practice Statement 2	Disclosure of accounting policies ¹
Amendments to IAS 1	Classification of Liabilities as Current or Non-current ¹
Amendments to IAS 16	Property, Plant and Equipment — Proceeds before Intended Use ²
Amendments to IAS 37	Onerous Contracts — Cost of Fulfilling a Contract ²
Amendments to IFRSs	Annual Improvements to IFRSs 2018-2020 ²

¹ Effective for annual periods beginning on or after 1 January 2023

² Effective for annual periods beginning on or after 1 January 2022

³ Effective for annual periods beginning on or after a date to be determined

The Group's management assessed that the application of those new and amendments to IFRSs would not have a material impact on the consolidated financial statements.

3 SIGNIFICANT ACCOUNTING POLICIES

The consolidated financial statements have been prepared in accordance with International Financial Reporting Standards (“IFRSs”), which collective term includes all International Financial Reporting Standards, International Accounting Standards (“IASs”) and related Interpretations issued by the International Accounting Standards Board (“IASB”).

In addition, the consolidated financial statements includes applicable disclosures required by the Rules Governing the Listing of Securities on The Stock Exchange of Hong Kong Limited (the “Listing Rules”) and the applicable disclosures required by the Hong Kong Companies Ordinance.

The consolidated financial statements have been prepared on the historical cost basis except for the equity investments at fair value through other comprehensive income, financial assets at fair value through profit or loss and digital assets inventories which are measured at fair value.

Historical cost is generally based on the fair value of the consideration given in exchange for goods and services.

NOTES TO THE CONSOLIDATED FINANCIAL STATEMENTS

For the financial year ended 31 March 2022

3 SIGNIFICANT ACCOUNTING POLICIES *(continued)*

Fair value is the price that would be received to sell an asset or paid to transfer a liability in an orderly transaction between market participants at the measurement date, regardless of whether that price is directly observable or estimated using another valuation technique. In estimating the fair value of an asset or a liability, the Group takes into account the characteristics of the asset or liability if market participants would take those characteristics into account when pricing the asset or liability at the measurement date. Fair value for measurement and/or disclosure purposes in the consolidated financial statements is determined on such a basis, except for share-based payment transactions that are within the scope of IFRS 2, leasing transactions that are within the scope of IFRS 16, and measurements that have some similarities to fair value but are not fair value, such as net realisable value in IAS 2 or value in use in IAS 36.

In addition, for financial reporting purposes, fair value measurements are categorised into Level 1, 2 or 3 based on the degree to which the inputs to the fair value measurements are observable and the significance of the inputs to the fair value measurement in its entirety, which are described as follows:

- Level 1 inputs are quoted prices (unadjusted) in active markets for identical assets or liabilities that the entity can access at the measurement date;
- Level 2 inputs are inputs, other than quoted prices included within Level 1, that are observable for the asset or liability, either directly or indirectly; and
- Level 3 inputs are unobservable inputs for the asset or liability.

The principal accounting policies adopted are set out below.

Basis of consolidation

The consolidated financial statements incorporate the financial statements of the Company and entities (including structured entities) controlled by the Company and its subsidiaries. Control is achieved when the Company:

- has power over the investee;
- is exposed, or has rights, to variable returns from its involvement with the investee; and
- has the ability to use its power to affect its returns.

The Company reassesses whether or not it controls an investee if facts and circumstances indicate that there are changes to one or more of the three elements of control listed above.

NOTES TO THE CONSOLIDATED FINANCIAL STATEMENTS

For the financial year ended 31 March 2022

3 SIGNIFICANT ACCOUNTING POLICIES *(continued)*

When the Company has less than a majority of the voting rights of an investee, it has power over the investee when the voting rights are sufficient to give it the practical ability to direct the relevant activities of the investee unilaterally. The Company considers all relevant facts and circumstances in assessing whether or not the Company's voting rights in an investee are sufficient to give it power, including:

- the size of the Company's holding of voting rights relative to the size and dispersion of holdings of the other vote holders;
- potential voting rights held by the Company, other vote holders or other parties;
- rights arising from other contractual arrangements; and
- any additional facts and circumstances that indicate that the Company has, or does not have, the current ability to direct the relevant activities at the time that decisions need to be made, including voting patterns at previous shareholders' meetings.

Consolidation of a subsidiary begins when the Company obtains control over the subsidiary and ceases when the Company loses control of the subsidiary. Specifically, income and expenses of a subsidiary acquired or disposed of during the year are included in the consolidated statement of profit or loss and other comprehensive income from the date the Company gains control until the date when the Company ceases to control the subsidiary.

Profit or loss and each component of other comprehensive income are attributed to the owners of the Company and to the non-controlling interests. Total comprehensive income of subsidiaries is attributed to the owners of the Company and to the non-controlling interests even if this results in the non-controlling interests having a deficit balance.

When necessary, adjustments are made to the financial statements of subsidiaries to bring their accounting policies into line with the Group's accounting policies.

All intragroup assets and liabilities, equity, income, expenses and cash flows relating to transactions between members of the Group are eliminated in full on consolidation.

Non-controlling interests in subsidiaries are presented separately from the Group's equity therein, which represent present ownership interests entitling their holders to a proportionate share of net assets of the relevant subsidiaries upon liquidation.

NOTES TO THE CONSOLIDATED FINANCIAL STATEMENTS

For the financial year ended 31 March 2022

3 SIGNIFICANT ACCOUNTING POLICIES *(continued)*

Investment in associates

An associate is an entity over which the Group or Company has significant influence. Significant influence is the power to participate in the financial and operating policy decisions of the investee but is not control or joint control over those policies.

An investment in an associate is accounted for in the consolidated financial statements under the equity method, unless it is classified as held for sale (or included in a disposal group that is classified as held for sale). Under the equity method, the investment is initially recorded at cost, adjusted for any excess of the Group's share of the acquisition-date fair values of the investee's identifiable net assets over the cost of the investment (if any). The cost of the investment includes purchase price, other costs directly attributable to the acquisition of the investment, and any direct investment into the associate that forms part of the Group's equity investment. Thereafter, the investment is adjusted for the post acquisition change in the Group's share of the investee's net assets and any impairment loss relating to the investment. Any acquisition-date excess over cost, the Group's share of the post-acquisition, post-tax results of the investees and any impairment losses for the year are recognised in the profit or loss, whereas the Group's share of the post-acquisition post-tax items of the investees' other comprehensive income is recognised in the other comprehensive income.

When the Group's share of losses exceeds its interest in the associate, the Group's interest is reduced to nil and recognition of further losses is discontinued except to the extent that the Group has incurred legal or constructive obligations or made payments on behalf of the investee. For this purpose, the Group's interest is the carrying amount of the investment under the equity method together with any other long-term interests that in substance form part of the Group's net investment in the associate.

Unrealised profits and losses resulting from transactions between the Group and its associates are eliminated to the extent of the Group's interest in the investee, except where unrealised losses provide evidence of an impairment of the asset transferred, in which case they are recognised immediately in profit or loss.

If an investment in an associate becomes an investment in a joint venture or vice versa, the retained interest is not remeasured. Instead, the investment continues to be accounted for under the equity method.

In all other cases, when the Group ceases to have significant influence over an associate, it is accounted for as a disposal of the entire interest in that investee, with a resulting gain or loss being recognised in profit or loss. Any interest retained in that former investee at the date when significant influence is lost is recognised at fair value and this amount is regarded as the fair value on initial recognition of a financial asset.

Revenue and other income

Income is classified by the Group as revenue when it arises from the sale of goods, the provision of services or the use by others of the Group's assets under leases in the ordinary course of the Group's business.

Revenue is recognised when control over a product or service is transferred to the customer, or the lessee has the right to use the asset, at the amount of promised consideration to which the Group is expected to be entitled, excluding those amounts collected on behalf of third parties. Revenue excludes value added tax or other sales taxes and is after deduction of any trade discounts.

NOTES TO THE CONSOLIDATED FINANCIAL STATEMENTS

For the financial year ended 31 March 2022

3 SIGNIFICANT ACCOUNTING POLICIES *(continued)*

Revenue and other income *(continued)*

Where the contract contains a financing component which provides a significant financing benefit to the customer for more than 12 months, revenue is measured at the present value of the amount receivable, discounted using the discount rate that would be reflected in a separate financing transaction with the customer, and interest income is accrued separately under the effective interest method. Where the contract contains a financing component which provides a significant financing benefit to the group, revenue recognised under that contract includes the interest expense accreted on the contract liability under the effective interest method.

Further details of the Group's revenue and other income recognition policies are as follows:

(i) Revenue from Integrated Building Services (as defined in note 6)

Revenue from integrated building services is recognised over time by reference to the progress towards complete satisfaction of relevant performance obligation at the end of the reporting period. The progress towards complete satisfaction of a performance obligation is measured based on output method, which is to recognise revenue on the basis of direct measurements of the value of the goods or services transferred to the customer to date relative to the remaining goods or services promised under the contract, that best depict the Group's performance in transferring control of goods or services.

Revenue from maintenance services was recognised over the contractual maintenance period.

(ii) Revenue from Building Construction Works (as defined in note 6)

A contract with a customer is classified by the Group as a construction contract when the contract relates to work on real estate assets under the control of the customer and therefore the Group's construction activities create or enhance an asset under the customer's control.

When the outcome of a construction contract can be reasonably measured, revenue from the contract is recognised progressively over time using the output method based on direct measurements of value of services delivered or surveys of work performed.

For construction contracts that contain variable consideration such as variations in contract work, claims and incentive payment, the Group estimates the amount of consideration to which it will be entitled using either (a) the expected value method or (b) the most likely amount, depending on which method better predicts the amount of consideration to which the Group will be entitled. The estimated amount of variable consideration is included in the transactions price only to the extent that it is highly probable that such an inclusion will not result in a significant revenue reversal in the future when the uncertainty associated with the variable consideration is subsequently resolved.

At the end of each reporting period, the Group updates the estimated transaction price (including updating its assessment of whether an estimate of variable consideration is constrained) to represent faithfully the circumstances present at the end of the reporting period and the changes in circumstances during the reporting period.

NOTES TO THE CONSOLIDATED FINANCIAL STATEMENTS

For the financial year ended 31 March 2022

3 SIGNIFICANT ACCOUNTING POLICIES *(continued)*

Revenue and other income *(continued)*

(iii) Interest income

Interest income is recognised as it accrues under the effective interest method using the rate that exactly discounts estimated future cash receipts through the expected life of the financial asset to the gross carrying amount of the financial asset. For financial assets measured at amortised cost or FVOCI (recycling) that are not credit-impaired, the effective interest rate is applied to the gross carrying amount of the asset. For credit-impaired financial assets, the effective interest rate is applied to the amortised cost (i.e. gross carrying amount net of loss allowance) of the asset.

(iv) Commission income

The Group acts as an agent in placing the high performance data processing facilities service of their clients and receives the commission income from these transactions. Revenue is recognised at a point in time when the Group has an unconditional right to receive the commission income from the clients.

(v) Sales of Industrial Hemp

Sales are recognised when control of the products has transferred, being when the products are delivered to the client, and there is no unfulfilled obligation that could affect the client's acceptance of the products. Delivery occurs when the products have been shipped to the specified location, the risks of obsolescence and loss have been transferred to the client, and either the client has accepted the products in accordance with the sales contract, the acceptance provisions have lapsed, or the Group has objective evidence that all criteria for acceptance have been satisfied.

As receivable is recognised when the goods are delivered as this is the point in time that the consideration is unconditional because only the passage of time is required before the payment is due.

(vi) Finance lease income

Finance lease is recognised in the consolidated statement of profit or loss using the effective interest rate implicit in the lease over the term of the lease. Contingent rent is recognised as income in the period in which it is earned.

Borrowing costs

Borrowing costs directly attributable to the acquisition, construction or production of qualifying assets, which are assets that necessarily take a substantial period of time to get ready for their intended use or sale, are added to the cost of those assets, until such time as the assets are substantially ready for their intended use or sale.

All other borrowing costs are recognised in profit or loss in the period in which they are incurred.

NOTES TO THE CONSOLIDATED FINANCIAL STATEMENTS

For the financial year ended 31 March 2022

3 SIGNIFICANT ACCOUNTING POLICIES *(continued)*

Government grants

Government grants are not recognised until there is reasonable assurance that the Group will comply with the conditions attaching to them and that the grants will be received.

Government grants are recognised in profit or loss on a systematic basis over the periods in which the Group recognises as expenses the related costs for which the grants are intended to compensate. Specifically, government grants whose primary condition is that the Group should purchase, construct or otherwise acquire non-current assets are recognised as deferred revenue in the consolidated statement of financial position and transferred to profit or loss on a systematic and rational basis over the useful lives of the related assets.

Government grants related to income that are receivable as compensation for expenses or losses already incurred or for the purpose of giving immediate financial support to the Group with no future related costs are recognised in profit or loss in the period in which they become receivable. Government grants relating to compensation of expenses are deducted from the related expenses, other government grants are presented under "other income".

Retirement benefit costs

Payments made to Central Provident Fund ("CPF") are recognised as expense when employees have rendered service entitling them to the contributions.

Payments to the retirement contribution scheme including Mandatory Provident Fund Scheme ("MPF Scheme") and state-managed retirement benefit schemes are charged as an expense when employees have rendered service entitling them to the contributions.

Short-term employee benefits

Short-term employee benefits are recognised at the undiscounted amount of the benefits expected to be paid as and when employees rendered the services. All short-term employee benefits are recognised as an expense unless another IFRS requires or permits the inclusion of the benefits in the cost of an asset.

A liability is recognised for benefits accruing to employees (such as wages and salaries, annual leave and sick leave) after deduction any amount already paid.

Taxation

Income tax expense represents the sum of the tax currently payable and deferred tax.

The tax currently payable is based on taxable profit for the year. Taxable profit differs from "profit before taxation" as reported in the consolidated statement of profit or loss and other comprehensive income because it excludes items of income or expense that are taxable or deductible in other years and it further excludes items that are never taxable or deductible. The Group's liability for current tax is calculated using tax rates that have been enacted or substantively enacted by the end of the reporting period.

NOTES TO THE CONSOLIDATED FINANCIAL STATEMENTS

For the financial year ended 31 March 2022

3 SIGNIFICANT ACCOUNTING POLICIES *(continued)*

Taxation *(continued)*

Deferred tax is recognised on temporary differences between the carrying amounts of assets and liabilities in the consolidated financial statements and the corresponding tax base used in the computation of taxable profit. Deferred tax liabilities are generally recognised for all taxable temporary differences. Deferred tax assets are generally recognised for all deductible temporary difference to the extent that it is probable that taxable profits will be available against which those deductible temporary differences can be utilised. Such assets and liabilities are not recognised if the temporary difference arises from the initial recognition (other than in a business combination) of assets and liabilities in a transaction that affects neither the taxable profit nor the accounting profit.

The carrying amount of deferred tax assets is reviewed at the end of each reporting period and reduced to the extent that it is no longer probable that sufficient taxable profits will be available to allow all or part of the asset to be recovered.

Deferred tax assets and liabilities are measured at the tax rates that are expected to apply in the period in which the liability is settled or the asset is realised, based on tax rate (and tax laws) that have been enacted or substantively enacted by the end of the reporting period.

The measurement of deferred tax liabilities and assets reflects the tax consequences that would follow from the manner in which the Group expects, at the end of the reporting period, to recover or settle the carrying amount of its assets and liabilities.

Current and deferred tax are recognised in profit or loss, except when it relates to items that are recognised in other comprehensive income or directly in equity, in which case, the current and deferred tax are also recognised in other comprehensive income or directly in equity respectively.

Property, plant and equipment

Property, plant and equipment are stated at cost less subsequent accumulated depreciation and accumulated impairment losses, if any.

Depreciation is recognised so as to write off the cost of items of property, plant and equipment less their residual values over their estimated useful lives, using the straight-line method on the following basis:

Plant and machinery	5 years
Ownership interest in leasehold property	Shorter of 60 years or over the lease terms
Computer and office equipment	3 to 5 years
Motor vehicles	5 years
Furniture and fittings	5 to 10 years
Leasehold improvements	Shorter of 5 years or over the lease terms
Other properties leased for own use	Over the lease terms

The estimated useful lives, residual values and depreciation method are reviewed at the end of each reporting period, with the effect of any changes in estimate accounted for on a prospective basis.

NOTES TO THE CONSOLIDATED FINANCIAL STATEMENTS

For the financial year ended 31 March 2022

3 SIGNIFICANT ACCOUNTING POLICIES *(continued)*

Property, plant and equipment *(continued)*

An item of property, plant and equipment is derecognised upon disposal or when no future economic benefits are expected to arise from the continued use of the asset. Any gain or loss arising on disposal or retirement of an item of property, plant and equipment is determined as the difference between the sales proceeds and the carrying amount of the asset and is recognised in profit or loss.

The gain or loss arising on disposal or retirement of an item of property, plant and equipment is determined as the difference between the sales proceeds and the carrying amounts of the asset and is recognised in profit or loss.

The Group presents right-of-use assets in “property, plant and equipment”, the same line item within which the corresponding underlying assets would be presented if they were owned. Right-of-use assets are depreciated over the shorter period of the lease term and the useful life of the underlying asset. If a lease transfers ownership of the underlying asset or the cost of the right-of-use asset reflects that the Group expects to exercise a purchase option, the related right-of-use asset is depreciated over the useful life of the underlying asset.

Other investments in equity securities

The Group’s policies for investments in equity securities, other than investments in subsidiaries and an associate, are set out below.

Investments in equity securities are recognised/derecognised on the date the Group commits to purchase/sell the investment. The investments are initially stated at fair value plus directly attributable transaction costs, except for those investments measured at fair value through profit or loss (“FVPL”) for which transaction costs are recognised directly in profit or loss. These investments are subsequently accounted for as follows.

An investment in equity securities is classified as FVPL unless the equity investment is not held for trading purposes and on initial recognition of the investment the Group makes an irrevocable election to designate the investment at FVOCI (non-recycling) such that subsequent changes in fair value are recognised in other comprehensive income. Such elections are made on an instrument-by-instrument basis, but may only be made if the investment meets the definition of equity from the issuer’s perspective. Where such an election is made, the amount accumulated in other comprehensive income remains in the investment revaluation reserve (non-recycling) until the investment is disposed of. At the time of disposal, the amount accumulated in the investment revaluation reserve (non-recycling) is transferred to retained profits. It is not recycled through profit or loss. Dividends from an investment in equity securities, irrespective of whether classified as at FVPL or FVOCI, are recognised in profit or loss as other income.

Trade and other receivables

A receivable is recognised when the Group has an unconditional right to receive consideration. A right to receive consideration is unconditional if only the passage of time is required before payment of that consideration is due. If revenue has been recognised before the Group has an unconditional right to receive consideration, the amount is presented as a contract asset.

Trade receivables that do not contain a significant financing component are initially measured at their transaction price. Trade receivable that contain a significant financing component and other receivables are initially measured at fair value plus transaction costs. All receivables are subsequently stated at amortised cost, using the effective interest method and include an allowance for credit losses.

NOTES TO THE CONSOLIDATED FINANCIAL STATEMENTS

For the financial year ended 31 March 2022

3 SIGNIFICANT ACCOUNTING POLICIES *(continued)*

Trade and other payables

Trade and other payables are initially recognised at fair value. Subsequent to initial recognition, trade and other payables are stated at amortised cost unless the effect of discounting would be immaterial, in which case they are stated at invoice amounts.

Derecognition of financial assets

The Group derecognises a financial asset only when the contractual rights to the cash flows from the asset expire, or when it transfers the financial asset and substantially all the risks and rewards of ownership of the asset to another entity.

On derecognition of a financial asset measured at amortised cost, the difference between the asset's carrying amount and the sum of the consideration received and receivable is recognised in profit or loss.

On derecognition of an investment in equity investment which the Group has elected on initial recognition to measure at FVOCI, the cumulative gain or loss previously accumulated in the investment revaluation reserve (non-recycling) is not reclassified to profit or loss, but is transferred to retained profits.

Expected credit losses ("ECLs") and impairment of assets

(a) Credit losses from financial instruments and contract assets

The Group recognises a loss allowance for ECLs on the following items:

- financial assets measured at amortised cost (including bank balances and cash, pledged bank deposits, trade and other receivables, loan receivables, amounts due from related companies)
- contract assets as defined in IFRS 15
- finance lease receivable

Financial assets measured at fair value, including equity investment at FVOCI are not subject to the ECLs assessment.

NOTES TO THE CONSOLIDATED FINANCIAL STATEMENTS

For the financial year ended 31 March 2022

3 SIGNIFICANT ACCOUNTING POLICIES *(continued)*

Expected credit losses and impairment of assets *(continued)*

(a) Credit losses from financial instruments and contract assets *(continued)*

Measurement of ECLs

ECLs are a probability-weighted estimate of credit losses. Credit losses are measured as the present value of all expected cash shortfalls (i.e. the difference between the cash flows due to the Group in accordance with the contract and the cash flows that the Group expects to receive).

The expected cash shortfalls are discounted using the following discount rates where the effect of discounting is material:

- fixed-rate financial assets, trade and other receivables and contract assets: effective interest rate determined at initial recognition or an approximation thereof.
- variable-rate financial assets: current effective interest rate.
- finance lease receivable: discount rate used in the measurement of the lease receivable.

The maximum period considered when estimating ECLs is the maximum contractual period over which the Group is exposed to credit risk.

In measuring ECLs, the Group takes into account reasonable and supportable information that is available without undue cost or effort. This includes information about past events, current conditions and forecasts of future economic conditions.

ECLs are measured on either of the following bases:

- 12-month ECLs: these are losses that are expected to result from possible default events within the 12 months after the reporting date; and
- lifetime ECLs: these are losses that are expected to result from all possible default events over the expected lives of the items to which the ECLs model applies.

Loss allowances for trade receivables and contract assets are always measured at an amount equal to lifetime ECLs. ECLs on these financial assets are estimated using a provision matrix based on the Group's historical credit loss experience, adjusted for factors that are specific to the debtors and an assessment of both the current and forecast general economic conditions at the reporting date.

For all other financial instruments, the Group recognises a loss allowance equal to 12-month ECLs unless there has been a significant increase in credit risk of the financial instrument since initial recognition, in which case the loss allowance is measured at an amount equal to lifetime ECLs.

NOTES TO THE CONSOLIDATED FINANCIAL STATEMENTS

For the financial year ended 31 March 2022

3 SIGNIFICANT ACCOUNTING POLICIES *(continued)*

Expected credit losses and impairment of assets *(continued)*

(a) Credit losses from financial instruments and contract assets *(continued)*

Significant increases in credit risk

In assessing whether the credit risk of a financial instrument has increased significantly since initial recognition, the Group compares the risk of default occurring on the financial instrument assessed at the reporting date with that assessed at the date of initial recognition. In making this reassessment, the Group considers that a default event occurs when (i) the borrower is unlikely to pay its credit obligations to the Group in full, without recourse by the Group to actions such as realising security (if any is held); or (ii) the financial asset is 90 days past due. The Group considers both quantitative and qualitative information that is reasonable and supportable, including historical experience and forward-looking information that is available without undue cost or effort.

In particular, the following information is taken into account when assessing whether credit risk has increased significantly since initial recognition:

- failure to make payments of principal or interest on their contractually due dates;
- an actual or expected significant deterioration in a financial instrument's external or internal credit rating (if available);
- an actual or expected significant deterioration in the operating results of the debtor; and
- existing or forecast changes in the technological, market, economic or legal environment that have a significant adverse effect on the debtor's ability to meet its obligation to the Group.

Depending on the nature of the financial instruments, the assessment of a significant increase in credit risk is performed on either an individual basis or a collective basis. When the assessment is performed on a collective basis, the financial instruments are grouped based on shared credit risk characteristics, such as past due status and credit risk ratings.

ECLs are remeasured at each reporting date to reflect changes in the financial instrument's credit risk since initial recognition. Any change in the ECL amount is recognised as an impairment gain or loss in profit or loss. The Group recognizes an impairment gain or loss for all financial instruments with a corresponding adjustment to their carrying amount through a loss allowance account.

NOTES TO THE CONSOLIDATED FINANCIAL STATEMENTS

For the financial year ended 31 March 2022

3 SIGNIFICANT ACCOUNTING POLICIES *(continued)*

Expected credit losses and impairment of assets *(continued)*

(a) Credit losses from financial instruments and contract assets *(continued)*

Basis of calculation of interest income

Interest income is calculated based on the gross carrying amount of the financial asset unless the financial asset is credit-impaired, in which case interest income is calculated based on the amortised cost (i.e. the gross carrying amount less loss allowance) of the financial asset.

At each reporting date, the Group assesses whether a financial asset is credit-impaired. A financial asset is credit-impaired when one or more events that have a detrimental impact on the estimated future cash flows of the financial asset have occurred.

Evidence that a financial asset is credit-impaired includes the following observable events:

- significant financial difficulties of the debtor;
- a breach of contract, such as a default or a past due event;
- it becoming probable that the borrower will enter into bankruptcy or other financial reorganisation;
- significant changes in the technological, market, economic or legal environment that have an adverse effect on the debtor; or
- the disappearance of an active market for a security because of financial difficulties of the issuer.

Write-off policy

The gross carrying amount of a financial asset and finance lease receivable is written off (either partially or in full) to the extent that there is no realistic prospect of recovery. This is generally the case when the Group determines that the debtor does not have assets or sources of income that could generate sufficient cash flows to repay the amounts subject to the write-off.

Subsequent recoveries of an asset that was previously written off are recognised as a reversal of impairment in profit or loss in the period in which the recovery occurs.

NOTES TO THE CONSOLIDATED FINANCIAL STATEMENTS

For the financial year ended 31 March 2022

3 SIGNIFICANT ACCOUNTING POLICIES *(continued)*

Expected credit losses and impairment of assets *(continued)*

(b) Impairment of other non-current assets

At the end of each reporting period, the management of the Group reviews the carrying amounts of its tangible assets to determine whether there is any indication that those assets have suffered an impairment loss. If any such indication exists, the recoverable amount of the asset is estimated in order to determine the extent of the impairment loss, if any. When it is not possible to estimate the recoverable amount of an individual asset, the Group estimates the recoverable amount of the cash generating unit to which the asset belongs.

Recoverable amount is the higher of fair values less costs of disposal and value in use. In assessing value in use, the estimated future cash flows are discounted to their present value using a pre-tax discount rate that reflects current market assessments of the time value of money and the risks specific to the asset for which the estimates of future cash flows have not been adjusted. If the recoverable amount of an asset (or a cash generating unit) is estimated to be less than its carrying amount, the carrying amount of the asset (or a cash generating unit) is reduced to its recoverable amount. An impairment loss is recognised immediately in profit or loss.

Where an impairment loss subsequently reverses, the carrying amount of the asset is increased to the revised estimate of its recoverable amount, but only to the extent that the increased carrying amount does not exceed the carrying amount that would have been determined had no impairment loss been recognised for the asset in prior years. A reversal of an impairment loss is recognised in profit or loss immediately.

Offsetting arrangements

Financial assets and financial liabilities are offset and the net amount presented in the consolidated financial statements when the Group has a legally enforceable right to set off the recognised amounts; and intends either to settle on a net basis, or to realise the asset and settle the liability simultaneously. A right to set-off must be available today rather than being contingent on a future event and must be exercisable by any of the counterparties, both in the normal course of business and in the event of default, insolvency or bankruptcy.

Inventories

Inventories, excluding digital assets inventories, are stated at the lower of cost and net realisable value. Cost comprises direct materials and, where applicable, direct labour costs and those overheads that have been incurred in bringing the inventories to their present location and condition. Cost is calculated using the first-in, first-out method. Net realisable value represents the estimated selling price less all estimated costs of completion and costs to be incurred in marketing, selling and distribution.

Digital assets inventories are held mainly for the purposes of trading in the ordinary course of the Group's blockchain technology development and application business in the over-the-counter ("OTC") market.

NOTES TO THE CONSOLIDATED FINANCIAL STATEMENTS

For the financial year ended 31 March 2022

3 SIGNIFICANT ACCOUNTING POLICIES *(continued)*

Inventories *(continued)*

Digital assets inventories held in the Group's digital asset wallets primarily comprise digital assets that are prefunded. They also include the Group's proprietary digital assets sourced from liquidity providers and exchanges.

Since the Group actively trades digital assets, purchasing them with a view to their resale in the near future, and generating a profit from fluctuations in the price, the Group applies the guidance in IAS 2 for commodity broker-traders and measures the digital assets inventories at fair value less costs to sell. The Group considers there are no significant "costs to sell" digital assets and hence measurement of digital assets is based on their fair values with changes in fair values recognised in the statement of profit or loss and other comprehensive income in the period of the changes.

Cash and cash equivalents

Cash and cash equivalents comprise cash on hand and deposits held at call with banks and other short-term highly liquid investments with original maturities of three months or less that are readily convertible to a known amount of cash and are subject to an insignificant risk of changes in value. Cash and cash equivalents are assessed for ECLs.

Provisions

Provisions are recognised when the Group has a present obligation (legal or constructive) as a result of a past event, it is probable that the Group will be required to settle the obligation, and a reliable estimate can be made of the amount of the obligation.

The amount recognised as a provision is the best estimate of the consideration required to settle the present obligation at the end of the reporting period, taking into account the risks and uncertainties surrounding the obligation. Where a provision is measured using the cash flows estimated to settle the present obligation, its carrying amount is the present value of those cash flows.

When some or all of the economic benefits required to settle a provision are expected to be recovered from a third party, the receivable is recognised as an asset if it is virtually certain that reimbursement will be received and the amount of the receivable can be measured reliably.

Leases

At inception of a contract, the Group assesses whether the contract is, or contains, a lease. A contract is, or contains, a lease if the contract conveys the right to control the use of an identified asset for a period of time in exchange for consideration. Control is conveyed where the customer has both the right to direct the use of the identified asset and to obtain substantially all of the economic benefits from that use.

As a lessee

Where the contract contains lease component(s) and non-lease component(s), the Group has elected to separate non-lease components and accounts for each lease component and any associated non-lease components as a single lease component for all leases.

NOTES TO THE CONSOLIDATED FINANCIAL STATEMENTS

For the financial year ended 31 March 2022

3 SIGNIFICANT ACCOUNTING POLICIES *(continued)*

Leases *(continued)*

At the lease commencement date, the Group recognises a right-of-use asset and a lease liability, except for short-term leases that have a lease term of 12 months or less and leases of low-value assets which, for the Group are primarily office and other equipments. When the Group enters into a lease in respect of a low-value asset, the Group decides whether to capitalise the lease on a lease-by-lease basis. The lease payments associated with those leases which are not capitalised are recognised as an expense on a systematic basis over the lease term.

Where the lease is capitalised, the lease liability is initially recognised at the present value of the lease payments payable over the lease term, discounted using the interest rate implicit in the lease or, if that rate cannot be readily determined, using a relevant incremental borrowing rate. After initial recognition, the lease liability is measured at amortised cost and interest expense is calculated using the effective interest method. Variable lease payments that do not depend on an index or rate are not included in the measurement of the lease liability and hence are charged to profit or loss in the accounting period in which they are incurred.

The right-of-use asset recognised when a lease is capitalised is initially measured at cost, which comprises the initial amount of the lease liability plus any lease payments made at or before the commencement date, and any initial direct costs incurred. Where applicable, the cost of the right-of-use assets also includes an estimate of costs to dismantle and remove the underlying asset or to restore the underlying asset or the site on which it is located, discounted to their present value, less any lease incentives received. The right-of-use asset is subsequently stated at cost less accumulated depreciation and impairment losses, except for the following types of right-of-use asset:

- right-of-use assets that meet the definition of investment property are carried at fair value; and
- right-of-use assets related to leasehold land and buildings where the Group is the registered owner of the leasehold interest are carried at cost.

The lease liability is remeasured when there is a change in future lease payments arising from a change in an index or rate, or there is a change in the Group's estimate of the amount expected to be payable under a residual value guarantee, or there is a change arising from the reassessment of whether the Group will be reasonably certain to exercise a purchase, extension or termination option. When the lease liability is remeasured in this way, a corresponding adjustment is made to the carrying amount of the right-of-use asset, or is recorded in profit or loss if the carrying amount of the right-of-use asset has been reduced to zero.

The lease liability is also remeasured when there is a change in the scope of a lease or the consideration for a lease that is not originally provided for in the lease contract ("lease modification") that is not accounted for as a separate lease. In this case the lease liability is remeasured based on the revised lease payments and lease term using a revised discount rate at the effective date of the modification.

In the consolidated statement of financial position, the current portion of long-term lease liabilities is determined as the present value of contractual payments that are due to be settled within twelve months after the reporting period.

NOTES TO THE CONSOLIDATED FINANCIAL STATEMENTS

For the financial year ended 31 March 2022

3 SIGNIFICANT ACCOUNTING POLICIES *(continued)*

Leases *(continued)*

As a lessor

Leases for which the Group is a lessor are classified as finance or operating leases. Whenever the terms of the lease transfer substantially all the risks and rewards of ownership to the lessee, the contract is classified as a finance lease. All other leases are classified as operating leases.

When the Group is an intermediate lessor, it accounts for the head lease and the sub-lease as two separate contracts. The sub-lease is classified as a finance or operating lease by reference to the right-of-use asset arising from the head lease.

Amounts due from lessees under finance leases are recognised as receivables at the amount of the Group's net investment in the leases. Finance lease income is allocated to accounting periods so as to reflect a constant periodic rate of return on the Group's net investment outstanding in respect of the leases.

Subsequent to initial recognition, the Group regularly reviews the estimated unguaranteed residual value and applies the impairment requirements of IFRS 9, recognising an allowance for expected credit losses on the lease receivables.

Finance lease income is calculated with reference to the gross carrying amount of the lease receivables, except for credit-impaired financial assets for which interest income is calculated with reference to their amortised cost (i.e. after a deduction of the loss allowance).

NOTES TO THE CONSOLIDATED FINANCIAL STATEMENTS

For the financial year ended 31 March 2022

3 SIGNIFICANT ACCOUNTING POLICIES *(continued)*

Foreign currency transactions and translation

The individual financial statements of each Group entity are measured and presented in the currency of the primary economic environment in which the entity operates (its functional currency). The consolidated financial statements of the Group and the statement of financial position of the Company are presented in Singapore Dollars, which is the functional currency of the Company and the presentation currency for the consolidated financial statements.

In preparing the financial statements of the individual Group entities, transactions in currencies other than the entity's functional currency (foreign currencies) are recorded at the rate of exchange prevailing on the date of the transaction. At the end of each reporting period, monetary items denominated in foreign currencies are retranslated at the rates prevailing at the end of the reporting period. Non-monetary items that are measured in terms of historical cost in a foreign currency are not retranslated.

Exchange differences arising on the settlement of monetary items, and on retranslation of monetary items are included in profit or loss for the period.

Related parties

- (a) A person, or a close member of that person's family is related to the Group if that person:
- (i) has control or joint control over the Group;
 - (ii) has significant influence over the Group; or
 - (iii) is a member of key management personnel of the Group.
- (b) An entity is related to the Group if any of the following conditions applies:
- (i) The entity and the Group are members of the same group (which means that each parent, subsidiary and fellow subsidiary is related to the others).
 - (ii) One entity is an associate or joint venture of the other entity (or an associate or joint venture of a member of a group of which the other entity is a member).
 - (iii) Both entities are joint ventures of the same third party.
 - (iv) One entity is a joint venture of a third entity and the other entity is an associate of the third entity.
 - (v) The entity is a post-employment benefit plan for the benefit of the employees of the Group or an entity related to the Group.
 - (vi) The entity is controlled or jointly controlled by a person identified in (a).
 - (vii) A person identified in (a)(i) has significant influence over the entity or is a member of key management personnel of the entity (or of a parent of the entity).
 - (viii) The entity, or any member of a group of which it is a part, provides key management personnel services to the Group.

NOTES TO THE CONSOLIDATED FINANCIAL STATEMENTS

For the financial year ended 31 March 2022

3 SIGNIFICANT ACCOUNTING POLICIES *(continued)*

Related parties *(continued)*

Close members of the family of a person are those family members who may be expected to influence, or be influenced by, that person in their dealings with the entity.

Interest-bearing borrowings

Interest-bearing borrowings are measured initially at fair value less transaction costs. Subsequent to initial recognition, interest-bearing borrowings are stated at amortised cost using the effective interest method. Interest expense is recognised in accordance with the Group's accounting policy for borrowing costs

Contract assets and contract liabilities

A contract asset represents the Group's right to consideration in exchange for goods or services that the Group has transferred to a customer that is not yet unconditional. It is assessed for impairment in accordance with IFRS 9. In contrast, a receivable represents the Group's unconditional right to consideration, i.e. only the passage of time is required before payment of that consideration is due.

A contract liability represents the Group's obligation to transfer goods or services to a customer for which the Group has received consideration (or an amount of consideration is due) from the customer.

A contract asset and a contract liability relating to the same contract are accounted for and presented on a net basis.

Share-based payments

Share options granted to the directors and employees of the Group

The fair value of share options granted to employees is recognised as an employee cost with a corresponding increase in a share options reserve within equity. The fair value is measured at grant date using the Binomial Option Pricing Model, taking into account the terms and conditions upon which the options were granted. Where the employees have to meet vesting conditions before becoming unconditionally entitled to the options, the total estimated fair value of the options is spread over the vesting period, taking into account the probability that the options will vest.

During the vesting period, the number of share options that is expected to vest is reviewed. Any resulting adjustment to the cumulative fair value recognised in prior years is charged/credited to the profit or loss for the year of the review, unless the original employee expenses qualify for recognition as an asset, with a corresponding adjustment to the share options reserve. On vesting date, the amount recognised as an expense is adjusted to reflect the actual number of options that vest (with a corresponding adjustment to the share options reserve) except where forfeiture is only due to not achieving vesting conditions that relate to the market price of the company's shares. The equity amount is recognised in the share options reserve until either the option is exercised (when it is included in the amount recognised in share capital and share premium for the shares issued) or the option expires (when it is released directly to retained profits).

NOTES TO THE CONSOLIDATED FINANCIAL STATEMENTS

For the financial year ended 31 March 2022

3 SIGNIFICANT ACCOUNTING POLICIES *(continued)*

Share-based payments *(continued)*

Share options granted to other participants

Share options issued in exchange for goods or services are measured at the fair value of the goods or services received, unless that fair value cannot be reliably measured, in which case the goods or services received are measured by reference to the fair value of the share options granted. The fair values of the services received are recognised as expenses, with a corresponding increase in equity (share options reserve), when the Group obtains the goods or when the counterparties render services, unless the goods or services qualify for recognition as assets.

4 CRITICAL ACCOUNTING JUDGEMENTS AND KEY SOURCES OF ESTIMATION UNCERTAINTY

The Group's management is required to make judgements, estimates and assumptions about the carrying amounts of assets and liabilities that are not readily apparent from other sources. The estimates and associated assumptions are based on historical experience and other factors that are considered to be relevant. Actual results may differ from these estimates.

The estimates and underlying assumptions are reviewed on an ongoing basis. Revisions to accounting estimates are recognised in the period in which the estimate is revised if the revision affects only that period, or in the period of the revision and future periods if the revision affects both current and future periods.

The following are the key assumptions concerning the future, and other key sources of estimation uncertainty at the end of each reporting period that have a significant risk of causing a material adjustment to the carrying amounts of assets within the next twelve months.

Valuation of equity investments classified as level 3 in the fair value hierarchy

The Group holds financial instruments that are not traded or quoted in active markets. The Group uses its judgment to select the appropriate methods and make assumptions based on market conditions existing at the end of each reporting period to estimate the fair value of these financial instruments and classifies them as level 3 in the fair value hierarchy. Although best estimate is used in estimating fair value, there are inherent limitations in any valuation technique. Estimated fair value may differ from the value that would have been used if a readily available market existed.

As at 31 March 2022, the carrying amount of equity investments classified as level 3 in the fair value hierarchy was S\$1,957,542 (2021: S\$804,918).

NOTES TO THE CONSOLIDATED FINANCIAL STATEMENTS

For the financial year ended 31 March 2022

4 CRITICAL ACCOUNTING JUDGEMENTS AND KEY SOURCES OF ESTIMATION UNCERTAINTY *(continued)*

Impairment of financial assets measured at amortised cost

The Group reviews portfolios of trade receivables, finance lease receivable, other receivables and deposits, loan receivables and amounts due from related companies to assess whether any impairment losses exist and the amount of impairment losses if there is any indication of impairment. Objective evidence for impairment includes observable data indicating that there is a measurable decrease in the estimated future cash flows for the respective financial instrument. It also includes observable data indicating adverse changes in the repayment status of the debtors, or change in national or local economic conditions that causes the default in payment.

The impairment loss for the respective financial instrument using the expected credit loss model is subjected to a number of key parameters and assumptions, including the identification of loss stages, estimates of probability of default, loss given default, exposures at default and discount rate, adjustments for forward-looking information and other adjustment factors. The expected credit losses for the respective financial instrument are derived from estimates whereby management takes into consideration historical data, the historical loss experience and other adjustment factors. Historical loss experience is adjusted on the basis of the relevant observable data that reflect current economic conditions and the judgment based on management's historical experience. Management reviews the selection of those parameters and the application of the assumptions regularly to reduce any difference between loss estimates and actual loss.

The details of the impairment assessment are disclosed in note 36.3(c).

Recognition of revenue

As explained in note 3, revenue from construction contracts are recognised over time using the output method. Such revenue and profit recognition on uncompleted projects is dependent on estimating the total outcome of the contract, as well as the work done to date. Based on the Group's recent experience and the nature of the construction activities undertaken by the Group, the Group has made estimates of the point at which it considered the work was sufficiently advanced such that the outcome of the contract can be reasonably measured. In addition, actual outcomes in terms of total cost or revenue may be higher or lower than estimated at the end of the reporting period, which would affect the revenue and profit recognised in future years as an adjustment to the amounts recorded to date.

NOTES TO THE CONSOLIDATED FINANCIAL STATEMENTS

For the financial year ended 31 March 2022

4 CRITICAL ACCOUNTING JUDGEMENTS AND KEY SOURCES OF ESTIMATION UNCERTAINTY *(continued)*

Current and deferred tax

Management evaluates the tax deductibility of certain expenses for the computation of tax provision based on the applicable income tax regulations, which are subject to interpretation. The income tax liabilities are recognised when it is more likely than not that the tax deductibility of certain expenses may be changed upon review by income tax authorities. At the end of each of the reporting period, the tax deductibility is reviewed, and to the extent that new information becomes available that causes management to change their judgment regarding the adequacy of existing income tax liabilities, these changes to income tax liabilities are duly recognised in income tax expense in the year in which the determination is made.

The carry amount of income tax payable and deferred tax liabilities at 31 March 2022 was S\$1,000,777 (2021: S\$2,085,042) and S\$120,701 (2021: S\$205,701) respectively.

Accounting of digital assets transactions and balances

IFRSs do not specifically address accounting for digital assets. Accordingly, for the preparation of the Group's consolidated financial statements, management needs to apply judgement in determining appropriate accounting policies based on the facts and circumstances of the Group's blockchain technology development and application business.

Given the business model of the Group, digital assets are accounted for as inventories and are measured at fair value less costs to sell on the consolidated statement of financial position.

Furthermore, in determining fair values, management needs to apply judgement to identify the relevant available markets, and to consider accessibility to and activity within those markets in order to identify the principal digital asset markets for the Group.

The carry amount of digital assets inventories at 31 March 2022 was S\$954,183 (2021: S\$2,437,029).

Determining the lease term

In determining the lease term, management considers all facts and circumstances that create an economic incentive to exercise an extension option, or not exercise a termination option. Extension options (or periods after termination options) are only included in the lease term if the lease is reasonably certain to be extended (or not terminated).

The assessment is reviewed if a significant event or a significant change in circumstances occurs which affects this assessment and that is within the control of the lessee.

NOTES TO THE CONSOLIDATED FINANCIAL STATEMENTS

For the financial year ended 31 March 2022

5 CAPITAL RISKS MANAGEMENT

The Group manages its capital to ensure that it will be able to continue as a going concern while maximising the return to shareholders through the optimisation of the debt and equity balance. The Group's overall strategy remains unchanged throughout the reporting period.

The capital structure of the Group consists of debt, cash and cash equivalent and equity attributable to owners of the Group, comprising share capital and reserves.

The management of the Group reviews the capital structure from time to time. As part of this review, the management considers the cost of capital and the risks associated with each class of capital. Based on recommendations of the management, the Group will balance its overall capital structure through the payment of dividends, the issue of new shares and new debts. The Group's overall strategy remains unchanged from 2021.

6 REVENUE AND SEGMENT INFORMATION

Revenue represents income from (i) providing integrated building services, with a focus on maintenance and installations of mechanical and electrical ("M&E") systems and including minor repairs and improvement works ("Integrated Building Services"), (ii) undertaking building and construction works ("Building Construction Works"), (iii) engaging in operation, maintenance and management of data centres and other high performance data processing facilities and equipment in relation to blockchain technologies, digital assets trading platform operation and blockchain strategic advisory services provision ("Blockchain Technology Development and Application") and (iv) engaging in hemp seed research, hemp cultivation, Cannabidiol ("CBD") extraction and CBD downstream product application ("Industrial Hemp").

Information is reported to the Executive Directors, being the chief operating decision maker ("CODM") of the Group, for the purposes of resource allocation and performance assessment. The CODM reviews revenue by nature of services, i.e. "Integrated Building Services", "Building Construction Works", "Blockchain Technology Development and Application" and "Industrial Hemp" and profit or loss for the year as a whole. No analysis of the Group's results, assets and liabilities is regularly provided to CODM for review as the CODM does not regularly review such information for the purpose of resources allocation and performance assessment. Accordingly, only entity-wide disclosures on services, major customers and geographical information are presented in accordance with IFRS 8 "Operating Segments".

NOTES TO THE CONSOLIDATED FINANCIAL STATEMENTS

For the financial year ended 31 March 2022

6 REVENUE AND SEGMENT INFORMATION (continued)

An analysis of the Group's revenue for the year is as follows:

	Year ended 31 March	
	2022 S\$	2021 S\$
Revenue from contracts with customers within the scope of IFRS 15		
Integrated Building Services	36,538,748	31,924,774
Building Construction Works	8,286,771	3,658,670
Industrial Hemp	—	—
	44,825,519	35,583,444
Income from other sources		
Blockchain Technology Development and Application (note c)	(122,955)	13,565,858
	44,702,564	49,149,302

Notes:

- (a) The Group provides integrated building services and building construction works to its customers. Under the terms of contracts, the Group's performance creates and enhances the properties which the customers control during the course of work by the Group. Revenue from provision of contracting services is therefore recognised over time using output method. The Group normally receives progress payment from customers on a monthly basis with reference to the value of works done.
- (b) The Group has applied practical expedient in paragraph 121 of IFRS 15 to exempt the disclosure of revenue expected to be recognised in the future arising from contracts with customers in existence at the reporting date to its contract revenue as the Group recognises revenue at the amount to which it has a right to invoice, which corresponds directly with the value to the customer of the Group's performance completed to date.
- (c)

	Year ended 31 March	
	2022 S\$	2021 S\$
Income from blockchain technology development and application business:		
Trading of digital assets	1,161,455	11,492,297
Fair value (loss)/gain on digital assets inventories	(1,284,410)	2,073,561
	(122,955)	13,565,858

Income from blockchain technology development and application business represents trading revenue arising from trading of Bitcoin, a digital asset and net gain or loss from remeasurement of digital assets inventories.

NOTES TO THE CONSOLIDATED FINANCIAL STATEMENTS

For the financial year ended 31 March 2022

6 REVENUE AND SEGMENT INFORMATION *(continued)*

Information about major customers

Revenue from customers contributing over 10% of the total revenue of the Group are as follows:

	Year ended 31 March	
	2022 S\$	2021 S\$
Customer A	8,518,793	8,131,611
Customer B	<i>Note b</i>	5,410,723
Customer C	9,435,336	<i>Note b</i>
Customer D	4,887,962	<i>Note b</i>
Customer E	4,825,835	<i>Note b</i>

Note:

- (a) The revenue from all the above customers are generated from provision of integrated building services and building construction works in Singapore.
- (b) The corresponding revenue did not contribute over 10% of the total revenue of the Group.

Geographical information

The following table sets out information about the geographical location of the Group's revenue from customers and the Group's property, plant and equipment and interest in associates ("specified non-current assets"). The geographical locations of customers is based on the location at which the services were provided. The geographical location of the specified non-current assets is based on the physical location of the asset, in the case of property, plant and equipment, and the location of operations, in the case of interest in associates.

	Year ended 31 March	
	2022 S\$	2021 S\$
Revenue from external customers		
Singapore	44,825,519	35,583,444
Income from external customers		
Hong Kong	(122,955)	13,565,858
	44,702,564	49,149,302

NOTES TO THE CONSOLIDATED FINANCIAL STATEMENTS

For the financial year ended 31 March 2022

6 REVENUE AND SEGMENT INFORMATION (continued)

Geographical information (continued)

	As at 31 March	
	2022 S\$	2021 S\$
Non-current assets		
Singapore	6,542,132	7,231,336
The People's Republic of China (including Hong Kong)	740,980	913,879
	7,283,112	8,145,215

Disaggregation of revenue

Revenue from contracts with customers within the scope of IFRS 15 is further analysed as follows:

	Integrated Building Services		Building Construction Works		Industrial Hemp		Total	
	2022 S\$	2021 S\$	2022 S\$	2021 S\$	2022 S\$	2021 S\$	2022 S\$	2021 S\$
Disaggregated by timing of revenue recognition								
Over time	36,538,748	31,924,774	8,286,771	3,658,670	—	—	44,825,519	35,583,444
	36,538,748	31,924,774	8,286,771	3,658,670	—	—	44,825,519	35,583,444

NOTES TO THE CONSOLIDATED FINANCIAL STATEMENTS

For the financial year ended 31 March 2022

7A OTHER INCOME

	Year ended 31 March	
	2022	2021
	S\$	S\$
Interest income	35,073	91,230
Commission income (note a)	—	74,386
Loan interest income	2,454	8,449
Finance lease interest income	141,610	130,321
Government grants (note b)	255,512	359,745
Others	305,804	561,713
	740,453	1,225,844

Notes:

- (a) Commission income represents income from acts as an agent in placing the high performance data processing facilities service of their clients.
- (b) The government grants for the year ended 31 March 2022 mainly represent IRAS Jobs Growth Incentive and IRAS Job Support Scheme Payout renewed from the Singapore Government for the Group increase overall local workforce and retain local employees. In the year ended 31 March 2021, the government grants mainly represent support from Building and Construction Authority to companies in the Built Environment Sector, whose businesses were affected by the Covid-19 pandemic. In the year ended 31 March 2021, the Group successfully applied for funding support from the Employment Support Scheme under the Antiepidemic Fund, set up by the Hong Kong Government. The purpose of the funding is to provide financial support to enterprises to retain their employees who would otherwise be made redundant. Under the terms of the grant, the Group is required not to make redundancies during the subsidy period and to spend all the funding on paying wages to the employees.

7B OTHER GAINS AND LOSSES

	Year ended 31 March	
	2022	2021
	S\$	S\$
Gain on disposals of property, plant and equipment	54,522	—
Loss on written off of property, plant and equipment	—	(2,995)
Foreign exchange loss, net	(145,288)	(1,423,185)
Gain on disposal of subsidiaries (note 32)	—	305,105
Fair value (loss)/gain on financial assets through profit or loss	(2,314,872)	176,754
Others	41,184	(6,298)
	(2,364,454)	(950,619)

NOTES TO THE CONSOLIDATED FINANCIAL STATEMENTS

For the financial year ended 31 March 2022

8 FINANCE COSTS

	Year ended 31 March	
	2022	2021
	S\$	S\$
Interest on bank borrowings	—	19,431
Interest on lease liabilities	6,158	11,258
	6,158	30,689

9 (LOSS)/PROFIT BEFORE TAXATION

(Loss)/profit before taxation has been arrived at after charging:

	Year ended 31 March	
	2022	2021
	S\$	S\$
Depreciation of property, plant and equipment (<i>note a</i>)	907,628	1,438,685
Loss on termination of lease arrangement	—	2,242
Equity-settled share-based payments to consultants	34,969	596,959
Impairment loss on a deposit	—	737,428
Impairment loss on investment in an associate	70,184	—
Impairment loss on amount due from a related company	727,096	—
Impairment loss on finance lease receivable	163,715	52,500
Audit fees paid to auditors of the Company:		
— Annual audit fees	222,428	227,262
Directors' remuneration (<i>note 11</i>)	1,591,663	2,072,340
Other staff costs		
— Equity-settled share-based payment	4,114	46,050
— Salaries and other benefits	7,627,713	7,101,410
— Contributions to retirement benefit scheme	315,687	339,864
Total staff costs (<i>note b</i>)	9,539,177	9,559,664
Cost of inventories recognised as cost of sales and services	3,192,648	6,711,957
Subcontractor costs recognised as cost of sales and services	25,762,952	17,663,727

Note:

- Depreciation of S\$96,444 (2021: S\$312,228) is included in cost of sales and services.
- Staff costs of S\$3,605,701 (2021: S\$2,694,021) are included in cost of sales and services.

NOTES TO THE CONSOLIDATED FINANCIAL STATEMENTS

For the financial year ended 31 March 2022

10 INCOME TAX EXPENSE

	Year ended 31 March	
	2022	2021
	S\$	S\$
Tax expense comprises:		
Current tax		
— Singapore corporate income tax (“CIT”)	908,502	1,050,261
— Hong Kong profits tax	—	1,013,315
— PRC corporate income tax	52	—
(Over)/under provision in respect of prior years	(128,599)	20,258
Deferred tax (<i>note 26</i>)	(85,000)	—
	694,955	2,083,834

Singapore CIT is calculated at 17% (2021: 17%) of the estimated assessable profits eligible for CIT rebate of 25%, capped at S\$15,000 for the years of assessment 2022 and 2021. Singapore incorporated companies can also enjoy 75% tax exemption on the first S\$10,000 of normal chargeable income and a further 50% tax exemption on the next S\$190,000 of normal chargeable income for the years of assessment 2022 and 2021.

The provision for Hong Kong Profits Tax for 2022 is calculated at 16.5% (2021: 16.5%) of the estimated assessable profits for the year, except for one subsidiary of the Group which is a qualifying corporation under the two-tiered Profits Tax rate regime. For this subsidiary, the first HK\$2 million of assessable profits are taxed at 8.25% and the remaining assessable profits are taxed at 16.5%. The provision for Hong Kong Profits Tax for this subsidiary was calculated on the same basis as 2021.

PRC corporate income tax is calculated at 25% on the assessable profits.

NOTES TO THE CONSOLIDATED FINANCIAL STATEMENTS

For the financial year ended 31 March 2022

10 INCOME TAX EXPENSE (continued)

The income tax expense for the year can be reconciled to the (loss)/profit before taxation per the consolidated statement of profit or loss and other comprehensive income as follows:

	Year ended 31 March	
	2022 S\$	2021 S\$
(Loss)/profit before taxation	(472,652)	9,085,189
Tax at the domestic income tax rate of 17%	(80,350)	1,544,482
Effect of different tax rate of the companies operating in other jurisdictions	(7,478)	(19,780)
Tax effect of expenses not deductible for tax purpose	492,824	805,367
Tax effect of income not taxable for tax purpose	(58,212)	(199,533)
Effect of tax concessions and partial tax exemptions	(34,849)	(38,403)
(Over)/under provision in respect of prior years	(128,599)	20,258
Tax effect of unused tax losses not recognised	511,619	—
Others	—	(28,557)
Taxation for the year	694,955	2,083,834

NOTES TO THE CONSOLIDATED FINANCIAL STATEMENTS

For the financial year ended 31 March 2022

11 DIRECTORS', CHIEF EXECUTIVE'S EMOLUMENTS AND EMPLOYEES' EMOLUMENTS

a) Directors' and chief executive's emoluments

Directors' emoluments disclosed pursuant to section 383(1) of the Hong Kong Companies Ordinance and Part 2 of the Companies (Disclosure of Information about Benefits of Directors) Regulation are as follows:

Year ended 31 March 2022

	Fees	Discretionary bonus (note b)	Share-based payment	Salaries, allowances and benefit in kind	Contributions to retirement benefit scheme (note c)	Total
	S\$	S\$	S\$	S\$	S\$	S\$
Executive Director						
Mr. Yao Yongjie (notes a and c)	—	—	—	315,253	3,153	318,406
Non-Executive Directors						
Mr. Chua Seng Hai	—	720,000	—	360,000	9,360	1,089,360
Ms. Lu Xuwen	43,785	—	—	—	—	43,785
Ms. Yu Zhuochen	35,028	—	—	—	—	35,028
Independent Non-Executive Directors						
Mr. Chu Chung Yue, Howard	35,028	—	—	—	—	35,028
Dr. Zhang Weining	35,028	—	—	—	—	35,028
Mr. Yu Wenzhuo	35,028	—	—	—	—	35,028
Chief Executive Officer						
Mr. Li Wei (resigned on 23 July 2021)	—	—	—	—	—	—
	183,897	720,000	—	675,253	12,513	1,591,663

NOTES TO THE CONSOLIDATED FINANCIAL STATEMENTS

For the financial year ended 31 March 2022

11 DIRECTORS', CHIEF EXECUTIVE'S EMOLUMENTS AND EMPLOYEES' EMOLUMENTS (continued)

a) Directors' and chief executive's emoluments (continued)

Year ended 31 March 2021

	Fees S\$	Discretionary bonus (note b) S\$	Share-based payment S\$	Salaries, allowances and benefit in kind S\$	Contributions to retirement benefit scheme (note c) S\$	Total S\$
Executive Directors						
Mr. Yao Yongjie (notes a and c)	—	—	—	342,924	3,197	346,121
Non-Executive Directors						
Mr. Chua Seng Hai	—	1,200,000	—	360,000	12,780	1,572,780
Ms. Lu Xuwen	37,733	—	6,102	—	—	43,835
Ms. Yu Zhuochen (appointed on 1 March 2021)	2,975	—	—	—	—	2,975
Independent Non-Executive Directors						
Mr. Chu Chung Yue, Howard	35,543	—	—	—	—	35,543
Dr. Zhang Weining	35,543	—	—	—	—	35,543
Mr. Yu Wenzhuo	35,543	—	—	—	—	35,543
Co-Chief Executive Officer						
Mr. Li Wei (appointed on 18 September 2020)	—	—	—	—	—	—
Mr. Wang Qian (resigned on 3 February 2021)	—	—	—	179,532	2,760	182,292
	147,337	1,200,000	6,102	882,456	18,737	2,254,632

Note:

- Mr. Yao Yongjie acts as the chairman of the Company.
- The discretionary bonus is determined by reference to the duties and responsibilities of the relevant individual within the Group and the Group's performance.
- No other retirement benefits was paid to Mr. Yao Yongjie in respect of his other services in connection with the management of the affairs of the Company or its subsidiaries undertaking.

NOTES TO THE CONSOLIDATED FINANCIAL STATEMENTS

For the financial year ended 31 March 2022

11 DIRECTORS', CHIEF EXECUTIVE'S EMOLUMENTS AND EMPLOYEES' EMOLUMENTS *(continued)*

Directors' and chief executive's emoluments *(continued)*

The emoluments for the executive directors shown above were for their services in connection with the management affairs of the Company and the Group.

The emoluments for the independent non-executive directors shown above were mainly for their services as directors of the Company.

None of the directors have waived any emoluments during the reporting period.

b) Individuals with highest emoluments

Of the five individuals with the highest emoluments in the Group, two (2021: two) are directors of the Company whose emoluments are disclosed in note(a) above. The emoluments of the remaining three (2021: three) individuals are as follows:

	Year ended 31 March	
	2022	2021
	S\$	S\$
Salaries and allowances	603,129	583,751
Equity-settled share option expense	2,057	26,076
Discretionary bonus	289,400	497,316
Contributions to retirement benefits scheme	37,816	37,877
	932,402	1,145,020

The emoluments of the three (2021: three) individuals with the highest emoluments are within the following bands:

Emolument bands	Number of employees	
	2022	2021
HK\$1,000,001 to HK\$1,500,000	2	2
HK\$1,500,001 to HK\$2,000,000	—	—
HK\$2,000,001 to HK\$2,500,000	—	—
HK\$2,500,001 to HK\$3,000,000	1	—
HK\$3,000,001 to HK\$3,500,000	—	—
HK\$3,500,001 to HK\$4,000,000	—	1
	3	3

During both reporting periods, no emoluments were paid by the Group to any of the directors of the Company or the five highest paid individuals of the Group as an inducement to join or upon joining the Group or as compensation for loss of office.

NOTES TO THE CONSOLIDATED FINANCIAL STATEMENTS

For the financial year ended 31 March 2022

12 DIVIDENDS

No dividend has been declared by the Company during the year or subsequent to the year end 31 March 2022 (2021: Nil).

13 (LOSS)/EARNINGS PER SHARE

	Year ended 31 March	
	2022	2021
(Loss)/profit attributable to the owners of the Company (S\$)	(982,487)	5,276,960
Weighted average number of ordinary shares in issue (number of shares)	1,095,040,000	1,031,423,562
Basic and diluted (loss)/earnings per share (S cents)	(0.09)	0.51

The calculation of basic (loss)/earnings per share is based on the (loss)/profit for the year attributable to owners of the Company and the weighted average number of shares in issue.

The computation of diluted loss per share does not assume the exercise of the outstanding share options since the assumed conversion would result in a decrease in loss per share for the year ended 31 March 2022.

For the year ended 31 March 2021, the computation of diluted earnings per share does not assume the exercise of the Company's outstanding share options since their exercise price is higher than the average market price of the Company's share for the year. Accordingly, the basic and diluted earnings per share are the same.

NOTES TO THE CONSOLIDATED FINANCIAL STATEMENTS

For the financial year ended 31 March 2022

14 PROPERTY, PLANT AND EQUIPMENT

	Plant and machinery	Ownership interest in leasehold property	Computer and office equipment	Motor vehicles	Furniture and fittings	Other properties leased for own use	Leasehold improvements	Total
	S\$	S\$	S\$	S\$	S\$	S\$	S\$	S\$
Cost								
At 1 April 2020	532,300	7,150,000	2,095,881	3,020,724	45,804	1,213,841	327,473	14,386,023
Additions	—	—	204,279	—	—	636,118	—	840,397
Termination of a lease	—	—	—	—	—	(136,978)	—	(136,978)
Written off	—	—	(19,307)	—	—	—	—	(19,307)
Disposal of subsidiaries (note 32)	(215,000)	—	(809,680)	—	—	(397,653)	—	(1,422,333)
Exchange alignment	—	—	(281)	(5,929)	(179)	(39,533)	(106)	(46,028)
At 31 March 2021 and 1 April 2021	317,300	7,150,000	1,470,892	3,014,795	45,625	1,275,795	327,367	13,601,774
Additions	—	—	16,328	—	—	105,517	—	121,845
Termination of a lease	—	—	—	—	—	(477,277)	—	(477,277)
Disposals	—	—	(143,291)	(89,806)	—	—	—	(233,097)
Exchange alignment	—	—	(32)	(266)	(8)	(474)	(5)	(785)
At 31 March 2022	317,300	7,150,000	1,343,897	2,924,723	45,617	903,561	327,362	13,012,460
Accumulated depreciation								
At 1 April 2020	415,021	1,219,386	585,766	2,314,527	24,873	800,052	287,268	5,646,893
Charge for the year	54,847	166,279	325,480	406,407	4,873	458,049	22,750	1,438,685
Termination of a lease	—	—	—	—	—	(119,852)	—	(119,852)
Elimination on written off	—	—	(16,312)	—	—	—	—	(16,312)
Disposal of subsidiaries (note 32)	(209,195)	—	(302,279)	—	—	(203,956)	—	(715,430)
Exchange alignment	—	—	(136)	(4,970)	(63)	(34,383)	(92)	(39,644)
At 31 March 2021 and 1 April 2021	260,673	1,385,665	592,519	2,715,964	29,683	899,910	309,926	6,194,340
Charge for the year	28,727	166,279	247,377	182,056	4,426	261,562	17,201	907,628
Termination of a lease	—	—	—	—	—	(477,277)	—	(477,277)
Elimination on disposals	—	—	(143,291)	(79,328)	—	—	—	(222,619)
Exchange alignment	—	—	(23)	(136)	(6)	(423)	(5)	(593)
At 31 March 2022	289,400	1,551,944	696,582	2,818,556	34,103	683,772	327,122	6,401,479
Carrying amount:								
At 31 March 2022	27,900	5,598,056	647,315	106,167	11,514	219,789	240	6,610,981
At 31 March 2021	56,627	5,764,335	878,373	298,831	15,942	375,885	17,441	7,407,434

NOTES TO THE CONSOLIDATED FINANCIAL STATEMENTS

For the financial year ended 31 March 2022

14 PROPERTY, PLANT AND EQUIPMENT (continued)

Note:

Right-of-use assets

(i) The analysis of the carrying amount of right-of-use assets by class of underlying asset is as follows:

	At 31 March	
	2022 S\$	2021 S\$
Ownership interests in leasehold property held for own use, carried at depreciated cost, with remaining lease term between 10 and 50 years	5,598,056	5,764,335
Other properties leased for own use, carried at depreciated cost	219,789	375,885
	5,817,845	6,140,220

The other properties leased for own use represents office and staff quarters.

(ii) The analysis of expense items in relation to leases recognised in the consolidated statement of profit or loss is as follows:

	Year ended 31 March	
	2022 S\$	2021 S\$
Depreciation charge of right-of-use assets by class of underlying asset:		
Other properties leased for own use	261,562	458,049
Ownership interests in leasehold property	166,279	166,279
	427,841	624,328
Interest expense on lease liabilities	6,158	11,258
Loss on terminations of lease arrangement	—	2,242

(iii) Additional information relating to leases:

The additions of right-of-use assets of S\$105,517 (2021: S\$636,118) were related to the capitalised lease payments payable under new or renewed tenancy agreements.

NOTES TO THE CONSOLIDATED FINANCIAL STATEMENTS

For the financial year ended 31 March 2022

14 PROPERTY, PLANT AND EQUIPMENT (continued)

Note: (continued)

(iv) Amounts included in the consolidated statement of cash flows for leases comprise the following:

	Year ended 31 March	
	2022 S\$	2021 S\$
Within operating cash flows	—	—
Within financing cash flows	279,879	294,497
	279,879	294,497

Details of the maturity analysis of the Group's lease liabilities are set out notes 27 and 36.3(d).

15 INTERESTS IN ASSOCIATES

	As at 31 March	
	2022 S\$	2021 S\$
Share of net assets	742,315	737,781
Less: Provision for impairment loss	(70,184)	—
	672,131	737,781

Particulars of the associates as at 31 March 2022 are as follows:

Name	Place of incorporation/ operation	Particulars of paid up capital and issued share capital	Effective interest	Proportion of ownership interest		Principal activities
				Held by the Company	Held by a subsidiary	
Hangzhou Shunpu Trading Co., Ltd.* ("Hangzhou Shunpu") (杭州舜樸貿易有限公司)	PRC	RMB10,000,000	40.00% (2021: 40.00%)	— (2021: —)	40.00% (2021: 40.00%)	Inactive
Aquarius Sponsor Ltd.	BVI/Hong Kong	USD100	49% (2021: Nil)	—	49% (2021: Nil)	Investment
Aquarius II Sponsor Ltd.	BVI/Hong Kong	USD100	49% (2021: Nil)	—	49% (2021: Nil)	Investment

NOTES TO THE CONSOLIDATED FINANCIAL STATEMENTS

For the financial year ended 31 March 2022

15 INTERESTS IN ASSOCIATES (continued)

(a) Hangzhou Shunpu

Hangzhou Shunpu is considered material to the Group and the summarised financial information is set out below:

	2022	2021
	S\$	S\$
Current assets	1,853,203	4,071,295
Non-current assets	2,585	52,688
Current liabilities	—	(2,279,530)
Net assets	1,855,788	1,844,453
	2022	2021
	S\$	S\$
Revenue	—	—
Loss for the year	(24,444)	(9,138)
Other comprehensive income	—	—
Total comprehensive loss	(24,444)	(9,138)

* The English name of companies established in the PRC are for identification purpose only.

Reconciliation of the above summarised financial information to the carrying amount of the interest in an associate recognised in the consolidated financial statements is as follows:

	2022	2021
	S\$	S\$
Net assets	1,855,788	1,844,453
Proportion of the Group's ownership interest	40%	40%
The Group's share of net assets	742,315	737,781
Provision for Impairment Loss (note)	(70,184)	—
Carrying amount in the consolidated financial statements	672,131	737,781

Note: As at 31 March 2022, in view of the continuous unsatisfactory operation results of Hangzhou Shunpu, the management of the Group carried out an impairment assessment on the Group's interest in Hangzhou Shunpu by comparing its recoverable amount with its carrying amount. Based on the result of the review, the recoverable amount of the Group's interest in Hangzhou Shunpu is estimated to be lower than its carrying amount and accordingly, an impairment loss of S\$70,184 is recognized in the profit or loss during the year ended 31 March 2022.

The recoverable amount of the investment in Hangzhou Shunou was assessed to be S\$672,131. The fair value less costs of disposal method was adopted in calculating at the recoverable amount. Valuation techniques used to support the valuation include the asset-based approach which uses the fair market value of its total assets minus its total liabilities. The fair value on which the recoverable amount is based on is categorised as a Level 3 measurement.

NOTES TO THE CONSOLIDATED FINANCIAL STATEMENTS

For the financial year ended 31 March 2022

15 INTERESTS IN ASSOCIATES *(continued)*

(b) Other associates

Aggregate information of associates that are not individual material is summarised as follows:

	2022	2021
	S\$	S\$
Aggregate carrying amount of individually immaterial associates in the consolidated financial statements	—	—
Aggregate amounts of the Group's share of		
Loss for the year	(134)	—
Other comprehensive income	—	—
Total comprehensive loss	(134)	—

During the year ended 31 March 2022, the Group set up two associates with an independent third party, Lion Wealth Management Limited, which is a subsidiary of Lion Group Holding Limited (Nasdaq: LGHL), a company listed on the Nasdaq stock market.

16 FINANCE LEASE RECEIVABLE

	2022	2021
	S\$	S\$
Minimum finance lease receivable:		
— Within one year	1,693,622	1,160,306
— In the second year	401,973	1,160,306
— In the third year	—	386,768
Gross amount of finance lease receivable	2,095,595	2,707,380
Less: Unearned finance lease income	(82,309)	(230,735)
Present value of minimum finance lease receivable	2,013,286	2,476,645
Less: allowance for impairment loss	(218,196)	(52,500)
Carrying amount of finance lease receivable	1,795,090	2,424,145

NOTES TO THE CONSOLIDATED FINANCIAL STATEMENTS

For the financial year ended 31 March 2022

16 FINANCE LEASE RECEIVABLE (continued)

	2022	2021
	S\$	S\$
Present value of minimum finance lease receivable:		
— Within one year	1,617,516	1,008,766
— In the second year	395,770	1,087,053
— In the third year	—	380,826
Total	2,013,286	2,476,645

	2022	2021
	S\$	S\$
Analysis for reporting purpose:		
Current assets	1,399,320	956,266
Non-current assets	395,770	1,467,879
	1,795,090	2,424,145

Analysis of security

The finance lease receivable is secured by leased assets which are used in power supply. Additional collaterals may be obtained from customer to secure the repayment obligations under finance lease and such collaterals include property, plant and equipment, guarantee of the customer and/or its related parties.

Analysis of credit quality.

The following is a credit quality analysis of the finance lease receivable. In the event that an instalment repayment of a finance lease is overdue for more than 30 days, the entire outstanding balance of the finance lease receivable is classified as overdue. If the instalment repayment is overdue within 30 days, only the balance of this instalment is classified as overdue.

	2022	2021
	S\$	S\$
Overdue but not credit impaired		
— Overdue more than 90 days	2,013,286	—
Neither past due nor credit-impaired	—	2,476,645
Less: allowances for impairment losses	(218,196)	(52,500)
	1,795,090	2,424,145

As at 31 March 2022, certain instalments of the finance lease receivable have been overdue for more than 90 days. The directors considered that there has been a significant increase in credit risk in the finance lease receivable. However, taken into account the historical repayment patterns of the debtor, the directors considered that the finance lease receivable is not credit-impaired.

NOTES TO THE CONSOLIDATED FINANCIAL STATEMENTS

For the financial year ended 31 March 2022

16 FINANCE LEASE RECEIVABLE *(continued)*

Finance lease receivable and provision for impairment loss

	2022 Lifetime ECL not credit impaired S\$	2021 12-month ECL S\$
Present value of minimum finance lease receivable	2,013,286	2,476,645
Less: Provision for impairment loss	(218,196)	(52,500)
Carrying amount of finance lease receivable	1,795,090	2,424,145

The movements in the provision for impairment loss of finance lease receivable is as follows:

	12 month ECL S\$	Lifetime ECL not credit impaired S\$
At 1 April 2020	—	—
Provision for impairment loss <i>(note 9)</i>	52,500	—
At 31 March 2021	52,500	—
At 1 April 2021	52,500	—
Transfer to lifetime ECL non-credit impaired	(52,500)	52,500
Net remeasurement of loss allowance	—	163,715
Exchange movement	—	1,981
At 31 March 2022	—	218,196

NOTES TO THE CONSOLIDATED FINANCIAL STATEMENTS

For the financial year ended 31 March 2022

17 EQUITY INVESTMENTS AT FVOCI

	As at 31 March	
	2022	2021
	S\$	S\$
Unlisted equity investment (<i>note</i>)	215,376	207,230

Note:

As at 31 March 2022 and 2021, the balance represented 10% equity interest in an unlisted equity investment namely Zhejiang Ti Mg Culture Communication Co., Ltd.* (浙江鈦鎂文化傳播有限公司) which is a private entity incorporated in the PRC and principally engaged in the provision of digital culture creation and application service and development mainly in the PRC. The Group has elected to designate the investments as financial assets at FVOCI (non-recycling) as the investments are held for long term strategic purposes. The Group uses the recent transaction price to determine the fair value of the unlisted equity investment as at 31 March 2021.

In March 2022, the Group entered into a share transfer agreement with a third party to dispose of the unlisted equity investment at a consideration of RMB1,120,000 (equivalent to S\$238,339). The disposal has not been completed up to the date of approval of these financial statements. As at 31 March 2022, the fair value of the unlisted equity investments was determined by reference to the said transaction price.

* The English name of companies established in the PRC are for identification purpose only.

18 FINANCIAL ASSETS AT FAIR VALUE THROUGH PROFIT OR LOSS

	Note	As at 31 March	
		2022	2021
		S\$	S\$
Non-current			
Unlisted equity investment	a, b	1,484,716	597,688
Listed equity investment	b	257,450	—
		1,742,166	597,688
Current			
Listed debt securities	c	186,799	—
Listed equity investments	c	6,228,104	1,163,662
		6,414,903	1,163,662
		8,157,069	1,761,350

NOTES TO THE CONSOLIDATED FINANCIAL STATEMENTS

For the financial year ended 31 March 2022

18 FINANCIAL ASSETS AT FAIR VALUE THROUGH PROFIT OR LOSS *(continued)*

Notes:

- (a) On 27 April 2021, the Group entered into an investment agreement with Hong Kong Beian Network Technology Co., Limited ("Beian") and its shareholders, pursuant to which the Group agreed to subscribe 10% equity interest in Beian at a consideration of HK\$8,500,000 (equivalent to S\$1,484,716). Beian is a private limited liability company incorporated in Hong Kong and principally engaged in the development and operation of a social platform in Middle-East.

As at 31 March 2022, the fair value of the unlisted equity investment in Beian is calculated based on discounted cash flows method, the details of which are set out in note 36.3(g).

- b) As at 31 March 2021, the unlisted equity investment represents the Group's equity interests in a private entity, Sublimation Inc ("Sublime") at a consideration of US\$500,000 (equivalent to approximately S\$730,000). Sublime is a company incorporated in the United States of America and principally engaged in the industrial hemp business. As at 31 March 2021, the equity allocation model was adopted in calculating the fair value and the details are set out in note 36.3(g).

On 1 June 2021, Sublime executed the Agreement and Plan of Merger and Reorganization with Harborside Inc. ("Harborside") and other companies as mergers ("Merger Agreement") in which Harborside and other companies were to acquire 100% issued and outstanding shares of Sublime in exchange for a total consideration of US\$43.8 million ("Purchase Price"). Part of the Purchase Price is payable in multiple voting shares of Harborside ("Multiple Voting Shares") based on volume-weighted average price of the subordinate voting shares of Harborside traded on the Canadian Securities Exchange for the 30-day immediately preceding the date of Merger Agreement ("Equity Consideration"). The merger was completed on 2 July 2021. According to the Merger Agreement, part of the Equity Consideration will be held under stockholder trust and some would be utilised for indemnity and resolving indebtedness purpose, part of which would be held in escrow established by the Stockholders for the benefit of stockholders participating in such escrow and will be allocated to participating Stockholders after a period of 12 months known as lockup period following the expiration of the obligations of Sublime and Harborside and any potential claims against Sublime, or at any other time as specified in the escrow agreement. The shares of Harborside to be allocated to the Group in July 2022 with a fair value of S\$257,450 were classified as listed equity investment as at 31 March 2022. As at 31 March 2022, the fair value of S\$257,450 is determined with reference to the quoted active market bid price on the stock exchange adjusted for lack of marketability. The details are set out in note 36.3(g).

- c) As at 31 March 2022 and 2021, the fair value of the listed equity investments and listed debt securities is determined with reference to the quoted active market bid price on the respective stock exchanges.

NOTES TO THE CONSOLIDATED FINANCIAL STATEMENTS

For the financial year ended 31 March 2022

19 LOAN RECEIVABLE

	As at 31 March	
	2022	2021
	S\$	S\$
Loan receivable	—	75,878
	—	75,878

The loan receivable was unsecured, bearing interest at 10% per annum and dominated in USD. It was fully repaid during the year. As at 31 March 2021, no loan receivable has been past due.

The exposure of the Group's fixed-rate loan receivables to fair value interest risks and its contractual maturity date is as follows:

	As at 31 March	
	2022	2021
	S\$	S\$
Within one year	—	—
In more than one year but not more than two years	—	75,878
	—	75,878

The Group continues to manage its loan receivables based on the credit management policies as disclosed in note 36.3(c), including the estimation of credit exposure. Such estimation requires consideration over changes in market conditions, expected cash flows and the passage of time, for the assessment of the likelihood of defaults occurring and of the associated loss ratios. The credit risk of the loan receivables has been measured using probability of default, exposure at default and loss given default, which are in line with the approach used for the purposes of measuring ECL under IFRS 9.

The Group measures ECL for significant individual balances and on a collective basis for the remaining balances, grouped by their shared risk characteristics and past due status. ECL model used by the Group for the assessment and provision of impairment for loan receivables is based on the "three stages" model by referring to the changes in credit quality since initial recognition, and is summarised as below:

- The loan receivables that are not credit-impaired on initial recognition are classified in 'Stage 1' and have their credit risk continuously monitored by the Group. The expected credit loss is measured on a 12-month basis.

NOTES TO THE CONSOLIDATED FINANCIAL STATEMENTS

For the financial year ended 31 March 2022

19 LOAN RECEIVABLE (continued)

- If a significant increase in credit risk since initial recognition, i.e., the borrower is more than 30 days past due on its contractual payments, is identified, the financial instrument is moved to 'Stage 2' but is not yet deemed to be credit-impaired. The expected credit loss is measured on lifetime basis.
- 1. If the loan receivables are credit-impaired, that is when the borrower is more than 90 days past due on its contractual payments, the financial instrument is then moved to 'Stage 3'. The expected credit loss is measured on lifetime basis.
- 2. In Stage 1 and 2, interest income is calculated on the gross carrying amount (without deducting the loss allowance). If a financial asset subsequently becomes credit-impaired as Stage 3, the Group calculates the interest income by applying the effective interest method in subsequent reporting periods to the amortised cost of the financial asset (the gross carrying amount net of loss allowance) rather than the gross carrying amount.

The calculation of ECL incorporate forward-looking information. The Group identified the borrowers' underlying business performance and market trends of the industries the borrowers are engaged in together with the regional gross domestic product the borrowers are incorporated as the key economic variables impacting credit risk and expected credit losses.

The following table provides information about the exposure to credit risk and ECL for loan receivables as at 31 March 2021.

	Average loss rate	Gross carrying amount S\$	Provision for impairment loss S\$
As at 31 March 2021:			
Not past due	0%	75,878	—

20 INVENTORIES

	As at 31 March	
	2022 S\$	2021 S\$
Low value consumables	208,329	133,455
Digital assets inventories	954,183	2,437,029
	1,162,512	2,570,484

The balance of digital assets inventories represents the Group's proprietary inventories. The balance is measured at fair value less costs to sell.

NOTES TO THE CONSOLIDATED FINANCIAL STATEMENTS

For the financial year ended 31 March 2022

21 TRADE RECEIVABLES

	As at 31 March	
	2022	2021
	S\$	S\$
Billed trade receivables	5,749,789	8,222,562
Unbilled trade receivables (<i>note</i>)	3,330,359	1,459,097
	9,080,148	9,681,659

Note:

Unbilled trade receivables represents (i) the accrued revenue from integrated building services for work performed but yet to be billed; and (ii) the remaining balances of construction revenue to be billed for completed building construction works which are entitled for billing.

For majority of customers, invoices are issued upon completion of rendering services.

The Group grants credit terms to customers typically between 15 to 60 days from the invoice date for billed trade receivables. The following is an ageing analysis of billed trade receivables presented based on the invoice date as at the end of each reporting period:

	As at 31 March	
	2022	2021
	S\$	S\$
Within 90 days	4,656,247	7,359,036
91 days to 180 days	377,287	672,807
181 days to 365 days	414,207	97,562
Over 1 year but not more than 2 years	235,708	48,195
More than 2 years	66,340	44,962
	5,749,789	8,222,562

Before accepting any new customer, the Group assesses the potential customer's credit quality and defined credit limit to each customer on an individual basis. Limits attributed to customers are reviewed once a year.

In determining the recoverability of billed trade receivables, the management of the Group considers any change in the credit quality of the billed trade receivables from the initial recognition date to the end of the reporting period.

NOTES TO THE CONSOLIDATED FINANCIAL STATEMENTS

For the financial year ended 31 March 2022

21 TRADE RECEIVABLES (continued)

The following is an ageing analysis of the billed trade receivables, presented based on the due date at the end of each reporting period:

	As at 31 March	
	2022	2021
	S\$	S\$
Not past due	3,637,082	6,458,161
Less than 90 days	1,281,879	1,108,698
91 days to 180 days	259,890	465,540
More than 180 days	570,938	190,163
	5,749,789	8,222,562

The Group does not hold any collateral over these balances.

Details of impairment assessment for the year ended 31 March 2022 and 2021 are set out in note 36.3(c).

22 OTHER RECEIVABLES, DEPOSITS AND PREPAYMENTS

	Note	As at 31 March	
		2022	2021
		S\$	S\$
Deposits	(a)	284,340	126,216
Prepayments		229,247	1,476,974
Advances to staff		28,500	28,500
Other receivables		978,788	1,448,893
Value-added tax receivable		213,848	—
Amounts due from brokers		10,838,007	22,312,548
Amounts due from associates	(b)	70,378	2,279,530
		12,643,108	27,672,661

a) Deposits

The Group recognised an impairment loss of S\$888,232 on a deposit to a party (note 23(a)(ii)). The deposit which is still subject to enforcement activity was assessed to have no reasonable expectations of recovery and therefore the amount had been written off as at 31 March 2021.

The movement in the allowance for impairment loss during the year is as follows:

	2022	2021
	S\$	S\$
Balance at the beginning of the year	—	150,804
Provision for impairment loss	—	737,428
Uncollectible amount written off	—	(888,232)
Balance at the end of the year	—	—

NOTES TO THE CONSOLIDATED FINANCIAL STATEMENTS

For the financial year ended 31 March 2022

22 OTHER RECEIVABLES, DEPOSITS AND PREPAYMENTS *(continued)*

b) Amounts due from associates

The amounts are unsecured, interest free and repayable on demand.

Details of impairment assessment of financial assets included other receivables and deposits for the years ended 31 March 2022 and 2021 are set out in note 36.3(c).

23 AMOUNTS DUE FROM/(TO) RELATED COMPANIES

(a) Amounts due from related companies

		As at 31 March	
		2022	2021
		S\$	S\$
	Note		
Trade balances	(i)	—	19,483
Non-trade balances	(ii)	215,376	877,925
		215,376	897,408
Impairment loss on an amount due from a related company	(ii)	—	(150,804)
		215,376	746,604

- (i) The trade balances due from related companies are unsecured, interest-free and with a credit period of 30 days from the invoice date. The following is an aged analysis of the trade balances due from related companies presented based on the invoice date at the end of the reporting period:

		As at 31 March	
		2022	2021
		S\$	S\$
Within 90 days		—	19,483

NOTES TO THE CONSOLIDATED FINANCIAL STATEMENTS

For the financial year ended 31 March 2022

23 AMOUNTS DUE FROM/(TO) RELATED COMPANIES (continued)

(a) Amounts due from related companies (continued)

- (ii) As at 31 March 2022, the non-trade balances are due from a company controlled by the controlling shareholder of the Company. As at 31 March 2021, the non-trade balances are due from a non-controlling shareholder of a subsidiary. The non-trade balances are unsecured, interest-free and repayable on demand.

The movement in the allowance for impairment loss during the year is as follows:

	2022	2021
	S\$	S\$
Balance at the beginning of the year	150,804	150,804
Provision of impairment (note)	727,096	—
Uncollectible amount written off (note)	(877,900)	—
Balance at the end of the year	—	150,804

Note:

An impairment loss has been made during the year as the Group could not reach a repayment plan with the non-controlling shareholder. The outstanding amount is still subject to enforcement activity. However, there is no realistic prospect of recovery and therefore the full amount has been written off as at 31 March 2022.

(b) Amounts due to related companies

	As at 31 March	
	2022	2021
	S\$	S\$
Non-trade balance due to related companies	583,728	508,600

The amounts are due to companies controlled by the controlling shareholder of the Company and unsecured, interest-free and repayable on demand.

24 PLEDGED BANK DEPOSITS/BANK BALANCES AND CASH

	As at 31 March	
	2022	2021
	S\$	S\$
Pledged bank deposits (note a)	—	786,008
Bank balances and cash (note b)	32,433,321	21,698,546

Note:

- a) Pledged bank deposits represent deposits placed with banks with an original maturity of 12 months for corresponding amounts of performance guarantees granted by the banks in favour of customers. The balances carry interest at 0.25% per annum at 31 March 2021.
- b) Bank balances carried interest at market rates of 0.001% (2021: 0.1% per annum) per annum as at 31 March 2022.

NOTES TO THE CONSOLIDATED FINANCIAL STATEMENTS

For the financial year ended 31 March 2022

24 PLEDGED BANK DEPOSITS/BANK BALANCES AND CASH (continued)

Reconciliation of liabilities arising from financing activities

The table below details changes in the Group's liabilities arising from financing activities, including both cash and non-cash changes. Liabilities arising from financing activities are those for which cash flows were, or future cash flows will be, classified in the Group's consolidated statement of cash flows as cash flows from financing activities.

	Borrowings S\$	Lease liabilities S\$ (Note 27)	Total S\$
At 1 April 2020	2,621,672	430,155	3,051,827
Cash flows			
— Repayment of borrowings	(2,641,103)	—	(2,641,103)
— Repayment for lease liabilities	—	(294,497)	(294,497)
Termination of lease arrangements	—	(14,884)	(14,884)
Addition of leases	—	459,586	459,586
Disposal of subsidiaries	—	(194,650)	(194,650)
Interest on borrowings	19,431	—	19,431
Interest on lease liabilities	—	11,258	11,258
Exchange alignment	—	(265)	(265)
At 31 March 2021 and 1 April 2021	—	396,703	396,703
Cash flows			
— Repayment for lease liabilities	—	(279,879)	(279,879)
Addition of leases	—	105,517	105,517
Interest on lease liabilities	—	6,158	6,158
Others	—	10,437	10,437
Exchange alignment	—	429	429
At 31 March 2022	—	239,365	239,365

25 TRADE AND OTHER PAYABLES

	As at 31 March	
	2022 S\$	2021 S\$
Trade payables	3,456,967	5,593,779
Trade accruals	2,860,764	1,151,447
	6,317,731	6,745,226
Accrued operating expenses	541,658	768,232
Other payables		
GST payable	286,449	455,374
Others	407,626	142,426
	7,553,464	8,111,258

NOTES TO THE CONSOLIDATED FINANCIAL STATEMENTS

For the financial year ended 31 March 2022

25 TRADE AND OTHER PAYABLES (continued)

The following is an ageing analysis of trade payables presented based on the invoice date at the end of each reporting period:

	As at 31 March	
	2022	2021
	S\$	S\$
Within 90 days	3,198,874	3,030,069
91 to 180 days	107,008	1,805,252
181 days to 365 days	62,159	612,932
Over 1 year but not more than 2 years	71,053	94,668
Over 2 years	17,873	50,858
	3,456,967	5,593,779

The credit period on purchases from suppliers and subcontractors is between 15 to 90 days or payable upon delivery.

26 DEFERRED TAX LIABILITIES

The following are the major deferred tax liabilities recognised by the Group, and the movements thereon, during the current and prior reporting periods:

	Accelerated tax depreciation
	S\$
At 1 April 2020, 31 March 2021 and 1 April 2021	205,701
Credit to profit or loss (note 10)	(85,000)
At 31 March 2022	120,701

Note:

Deferred tax liabilities resulted from temporary differences arising from accelerated depreciation in relation to capital allowance claims on qualified assets in accordance with prevailing tax laws in Singapore.

The Group had unrecognized tax losses of S\$6,730,000 as at 31 March 2022 that may be carried forward for offsetting against future taxable income. Tax loss of PRC entities amounting to S\$72,000 will expire five years after the losses were incurred and the remaining tax losses have no expiry date and can be carried forward indefinitely.

NOTES TO THE CONSOLIDATED FINANCIAL STATEMENTS

For the financial year ended 31 March 2022

27 LEASE LIABILITIES

At 31 March 2022, the lease liabilities were repayable as follows:

	2022 S\$	2021 S\$
Within 1 year	157,790	268,603
After 1 year but within 2 years	76,679	113,144
After 2 years but within 5 years	4,896	14,956
	81,575	128,100
	239,365	396,703

28 SHARE CAPITAL

	Number of shares	Par value HK\$	Share capital HK\$
Authorised share capital: At 1 April 2020, 31 March 2021, 1 April 2021 and 31 March 2022	5,000,000,000	0.01	50,000,000

	Number of shares	Share capital S\$
At 1 April 2020	1,030,540,000	1,853,341
Issue of share capital (<i>note</i>)	64,500,000	112,969
At 31 March 2021, 1 April 2021 and 31 March 2022	1,095,040,000	1,996,310

Note:

On 26 March 2021, the Company allotted and issued 64,500,000 ordinary shares of HK\$0.01 each to an independent third party at a subscription price of HK\$0.42 per share, giving rise to an increase of HK\$645,000 (equivalent to S\$112,969) and HK\$26,445,000 (equivalent to S\$4,631,754) for share capital and share premium, respectively.

NOTES TO THE CONSOLIDATED FINANCIAL STATEMENTS

For the financial year ended 31 March 2022

29 RELATED PARTY TRANSACTIONS

Apart from those related party transactions disclosed elsewhere in the consolidated financial statements, the following transactions were carried out with related parties.

a) Compensation of key management personnel

The remuneration of key management personnel of the Group, including the amounts paid to the directors and certain of the highest paid employees as disclosed in note 11 during the reporting period was as follows:

	Year ended 31 March	
	2022	2021
	S\$	S\$
Short term benefits	2,474,280	3,109,997
Post-employment benefits	43,445	91,841
Equity-settled share option expense	2,057	26,076
Total compensation	2,519,782	3,227,914

b) Other transactions

During the year ended 31 March 2022, the Group acquired 51% equity interest in a subsidiary from a related company namely Hangzhou Tunlan Investment Management Co., Limited 杭州瞰瀾投資管理有限公司 ("HTI") at a consideration of RMB256,000 (equivalent to S\$56,508). Mr. Yao Yongjie is the controlling shareholder of HTI. The details of the acquisition are set out in note 31.

c) Balances with related parties

	Note	At 31 March	
		2022	2021
		S\$	S\$
Amounts due from related companies	23	215,376	746,604
Amounts due to related companies	23	583,728	508,600

NOTES TO THE CONSOLIDATED FINANCIAL STATEMENTS

For the financial year ended 31 March 2022

30 PARTICULARS OF SUBSIDIARIES

Details of the major subsidiaries directly and indirectly held by the Company as at 31 March 2022 are set out below.

Name	Place of incorporation/ operation	Paid up issued capital	Group's effective interest	Held by the Company	Principal activities
Jinfeng Ventures Limited	BVI	US\$1	100%	100%	Investment holding
Pine Vantage Limited	BVI	US\$1	100%	100%	Investment holding
SH Integrated Service Pte. Ltd.	Singapore	S\$3,000,000	100%	—	General contractors (building services with a focus on maintenance and/or installations of mechanical systems including repairs and renovation services and construction works)
CSH Development Pte. Ltd.	Singapore	S\$100,000	100%	—	Property investment
Grand Shores Blockchain Group Limited (雄岸區塊鏈集團有限公司)	Hong Kong	HK\$1	100%	100%	Investment holding
Grandshores Technology (Hong Kong) Limited (雄岸科技(香港)有限公司)	Hong Kong	HK\$1	100%	100%	Investment holding
Hong Kong Grandshores Digital Economy Development Limited (香港雄岸數字經濟發展有限公司)	Hong Kong	HK\$15,000,000	75%	—	Provision for financial technology services
Grandshores Creative Technology Limited (雄岸創意科技有限公司)	Hong Kong	HK\$14,500,000	60%	—	Provision for blockchain services
杭州雄岸偉成科技有限公司 (Hangzhou Grandshores Weicheng Technology Co., Ltd.)*	PRC	RMB17,305,000	100%	—	Provision for blockchain services
Hangzhou Grandshores Investment Management Company Limited (杭州雄岸投資管理有限公司)	PRC	RMB2,000,000	51%	—	Provision of investment management service

NOTES TO THE CONSOLIDATED FINANCIAL STATEMENTS

For the financial year ended 31 March 2022

30 PARTICULARS OF SUBSIDIARIES (continued)

Name	Place of incorporation/ operation	Paid up issued capital	Group's effective interest	Held by the Company	Principal activities
Silver Fame Investment Limited (銀榮投資有限公司)	Hong Kong	HK\$1	100%	100%	Investment holding
黑龍江銀麻科技發展有限公司 (Heilongjiang Yinma Technology Development Co., Ltd.)*	PRC	Nil	100%	—	Provision for industrial hemp related business

None of the subsidiaries had issued any debt securities at the end of the year.

The table below shows details of non-wholly owned subsidiaries of the Group that have material non-controlling interests:

Name of subsidiary	Place of incorporation and principal place of business	Proportion of ownership interests and voting rights held by non-controlling interests		Profit/(loss) allocated to non-controlling interests		Accumulated non-controlling interests	
		2022	2021	2022	2021	2022	2021
		S\$	S\$	S\$	S\$	S\$	S\$
Grandshores Creative Technology Limited (雄岸創意科技有限公司)	Hong Kong	40%	40%	(3,136)	1,908,759	1,026,884	1,425,137
Hong Kong Grandshores Digital Economy Development Limited (香港雄岸數字經濟發展有限 公司)	Hong Kong	25%	25%	(181,859)	(184,511)	435,770	618,811
Individually immaterial subsidiaries with non-controlling interests				(125)	147	93,381	91,792
				(185,120)	1,724,395	1,556,035	2,135,740

* English name for identification purpose only

NOTES TO THE CONSOLIDATED FINANCIAL STATEMENTS

For the financial year ended 31 March 2022

30 PARTICULARS OF SUBSIDIARIES (continued)

Summarised financial information in respect of each of the Group's subsidiaries that has material non-controlling interests is set out below. The summarised financial information below represents amounts before intragroup eliminations.

	Grandshores Creative Technology Limited		Hong Kong Grandshores Digital Economy Development Limited	
	2022 S\$	2021 S\$	2022 S\$	2021 S\$
Current assets	2,892,101	4,653,693	1,743,079	2,475,245
Current liabilities	(324,891)	(1,090,851)	—	—
Net assets	2,567,210	3,562,842	1,743,079	2,475,245
Carrying amount of non-controlling interests	1,026,884	1,425,137	435,770	618,811
Revenue	—	9,167,899	—	—
Expenses	(7,841)	(4,396,002)	(727,434)	(738,043)
(Loss)/profit and total comprehensive (loss)/income for the year	(7,841)	4,771,897	(727,434)	(738,043)
(Loss)/profit allocated to non-controlling interests	(3,136)	1,908,759	(181,859)	(184,511)
Cash flows from/(used in) operating activities	1,864,129	5,683,737	(116)	(263)
Cash flows from investing activities	4	3,556	—	—
Cash flows used in financing activities	(978,166)	(5,186,777)	—	—
Net increase/(decrease) in cash and cash equivalents	885,967	500,516	(116)	(263)
Dividend paid to non-controlling interests	394,505	2,069,810	—	—

NOTES TO THE CONSOLIDATED FINANCIAL STATEMENTS

For the financial year ended 31 March 2022

31 ACQUISITION OF A SUBSIDIARY

For the year ended 31 March 2022

On 4 January 2021, the Group entered into an agreement to acquire 51% equity interest in Hangzhou Grandshores Investment Management Company Limited* (杭州雄岸投資管理有限公司) (“Hangzhou Grandshores”) from a related company, Hangzhou Tunlan Investment Management Co., Limited (杭州瞰瀾投資管理有限公司) at a consideration of RMB256,000 (equivalent to S\$56,508) (the “Acquisition”). The Acquisition was completed on 24 June 2021. The directors believe that the Acquisition will enable the Group to focus on the development of blockchain business, leverage on industry experience and resources from the non-controlling interest, assist the Group in expanding its business in relation to (among others) digital assets and bitcoin mining, as well as invest in blockchain technology and digital assets-related projects, which is in line with the Group’s long-term development strategies. Hangzhou Grandshores was engaged in investment management business.

The Acquisition constitutes a related party transaction. As at the completion date, the fair value of net asset attributable to the owner of the Company was approximately S\$146,989, which exceeded the consideration of S\$56,508, by S\$90,481 which was recorded as a deemed capital contribution in the consolidated statement of changes of equity. In the opinion of directors, Hangzhou Grandshores was neither individually material nor collectively material.

Since the acquisition, no revenue and loss was contributed from Hangzhou Grandshores was included in the consolidated statement of profit or loss and other comprehensive income for the year ended 31 March 2022.

Had the combination taken place at the beginning of the year, the revenue and loss of the Group for the year would have been S\$44,807,912 and S\$1,064,826 respectively.

The Group did not incur any transaction costs in the Acquisition.

* *The English name of companies established in the PRC are for identification purpose only.*

For the year ended 31 March 2021

There is no acquisition of subsidiaries during the year ended 31 March 2021.

NOTES TO THE CONSOLIDATED FINANCIAL STATEMENTS

For the financial year ended 31 March 2022

32 DISPOSAL OF SUBSIDIARIES

For the year ended 31 March 2022

There is no disposal of subsidiaries during the year ended 31 March 2022.

For the year ended 31 March 2021

Consideration received

	Render Lake Tech Ltd. <i>(Note i)</i> S\$	Innovative Plus Investments Limited <i>(Note ii)</i> S\$	Total S\$
Consideration received in cash and cash equivalents	3,503	630,000	633,503
Other receivable	—	1,470,000	1,470,000
Waiver of amount due to a subsidiary	—	—	—
Total consideration received	3,503	2,100,000	2,103,503
Analysis of assets and liabilities over which control was lost			
Non-current assets			
Property, plant and equipment	497,989	15,217	513,206
Right-of-use assets	—	193,697	193,697
Current assets			
Bank balances and cash	571,755	1,162,386	1,734,141
Trade receivables	—	222,239	222,239
Amounts due from a group company	—	1,562,319	1,562,319
Other receivables, deposits and prepayments	29,990	103,690	133,680
Tax recoverable	6,376	—	6,376
Current liabilities			
Accruals and other payables	(9,368)	(1,174,718)	(1,184,086)
Amounts due to group companies	(1,082,664)	(25,000)	(1,107,664)
Lease liabilities	—	(194,650)	(194,650)
Tax payables	(12,208)	(68,652)	(80,860)
Net assets disposed of	1,870	1,796,528	1,798,398

NOTES TO THE CONSOLIDATED FINANCIAL STATEMENTS

For the financial year ended 31 March 2022

32 DISPOSAL OF SUBSIDIARIES (continued)

For the year ended 31 March 2021 (continued)

Consideration received (continued)

	Render Lake Tech Ltd. <i>(Note i)</i> S\$	Innovative Plus Investments Limited <i>(Note ii)</i> S\$	Total S\$
Gain on disposal of subsidiaries			
Consideration received	3,503	2,100,000	2,103,503
Net assets disposed of	(1,870)	(1,796,528)	(1,798,398)
Non-controlling interest	—	—	—
Gain on disposal	1,633	303,472	305,105
The gain on disposal is included in “other gains and losses”			
Net cash outflow arising on disposal of subsidiaries			
Consideration received in cash and cash equivalents	3,503	630,000	633,503
Less: Cash and cash equivalent balances disposed of	(571,755)	(1,162,386)	(1,734,141)
	(568,252)	(532,386)	(1,100,638)

Note:

- i) On 28 February 2021, the Group disposed of the entire equity interests in Render Lake Tech Ltd. which was engaged in the blockchain services business at a total consideration of HK\$20,000 (equivalent to S\$3,503).
- ii) On 18 December 2020, the Group disposed of its entire equity interests in Innovative Plus Investments Limited and its subsidiary which was engaged in the Integrated building services business at a total consideration of S\$2,100,000. During the year ended 31 March 2022, the Group received S\$840,000 (2021: S\$636,000) from the disposal. The remaining balance of S\$630,000 included in other receivables was fully settled after the reporting period.

NOTES TO THE CONSOLIDATED FINANCIAL STATEMENTS

For the financial year ended 31 March 2022

33 SHARE OPTION SCHEME

The Company's share option scheme was adopted pursuant to a resolution passed on 5 January 2017 (the "Share Option Scheme") for the purpose of providing an incentive or a reward to any employee, director, supplier, customer, consultant, advisor or other eligible person (collectively the "Eligible Persons") for their contribution to the Group and/or to enable the Group to recruit and retain high-calibre employees and attract human resources that are valuable to the Group or any entity in which the Group holds any equity interest ("Invested Entity"). Under the Share Option Scheme, the Board of Directors of the Company may grant options to the aforementioned Eligible Persons, to subscribe for shares in the Company.

Under the Share Option Scheme, the total number of shares which may be allotted and issued upon exercise of all share options to be granted under the Share Option Scheme and any other share option scheme of the Company must not in aggregate exceed 30% of the total number of shares in issue from time to time.

The maximum number of shares issued and to be issued upon exercise of the options granted to each Eligible Persons (including both exercised and outstanding options), in any 12-month period shall not exceed 1% of the shares of the Company in issue for the time.

Options granted shall be taken up upon payment of S\$1 as consideration for the grant of option. Options may be exercised at any time not exceeding a period of 10 years from the date which the share option is deemed to be granted and accepted. The exercise price is determined by the Board of Directors of the Company, and shall be at least the higher of (i) the closing price of the shares as stated in the Stock Exchange's daily quotations sheet on the date of grant, (ii) the average closing price of the shares as stated in the Stock Exchange's daily quotation sheets for the five consecutive business days immediately preceding the date of grant and (iii) the nominal value of a share on the date of grant.

(a) The terms and conditions of the options granted are as follows:

Category of grantee	Date of grant	Exercise period	Contractual life of options	Number of options	Vesting conditions
Directors	23 August 2018	23 August 2019 to 22 August 2022	4 years	500,000	One year from the date of grant
		23 August 2020 to 22 August 2022	4 years	500,000	Two years from the date of grant
Employees	23 August 2018	23 August 2019 to 22 August 2022	4 years	500,000	One year from the date of grant
		23 August 2020 to 22 August 2022	4 years	500,000	Two years from the date of grant
	16 May 2019	16 May 2020 to 15 May 2023	4 years	750,000	One year from the date of grant
		16 May 2021 to 15 May 2023	4 years	750,000	Two years from the date of grant

NOTES TO THE CONSOLIDATED FINANCIAL STATEMENTS

For the financial year ended 31 March 2022

33 SHARE OPTION SCHEME (continued)

(a) The terms and conditions of the options granted are as follows: (continued)

Category of grantee	Date of grant	Exercise period	Contractual life of options	Number of options	Vesting conditions
Non-employees	23 August 2018	23 August 2019 to 22 August 2022	4 years	1,000,000	One year from the date of grant
		23 August 2020 to 22 August 2022	4 years	1,000,000	Two years from the date of grant
	15 May 2019	15 May 2019 to 14 May 2023	4 years	5,000,000	Upon achievement of specific performance target
	16 May 2019	16 May 2020 to 15 May 2023	4 years	12,000,000	One year from the date of grant
		16 May 2021 to 15 May 2023	4 years	12,000,000	Two years from the date of grant
				34,500,000	

(b) The movements of number of share options and weighted average exercise price of share options are as follows:

	Weighted average exercise price 2022	Number of options 2022	Weighted average exercise price 2021	Number of options 2021
Outstanding at the beginning of the year	HK\$1.06	42,500,000	HK\$1.08	52,500,000
Cancelled during the year	—	—	HK\$1.17	(10,000,000)
Lapsed during the year	HK\$0.57	(8,000,000)	—	—
Outstanding at the end of the year	HK\$1.18	34,500,000	HK\$1.06	42,500,000
Exercisable at the end of the year	HK\$1.17	29,500,000	HK\$1.18	16,750,000

The options outstanding at 31 March 2022 had an exercise price of HK\$1.2 or HK\$1.17 (2021: HK\$1.2, HK\$1.17 or HK\$0.568). The weighted average remaining contractual life was 1.04 years (2021: 1.98 years).

NOTES TO THE CONSOLIDATED FINANCIAL STATEMENTS

For the financial year ended 31 March 2022

33 SHARE OPTION SCHEME (continued)

(c) Fair value of share options and assumptions

The fair value of services received in return for share options granted is measured by reference to the fair value of share options granted. The estimate of the fair value of the share options granted is measured by reference to valuations performed by ValQuest Advisory Group Limited, an independent professional valuer not connected to the Group, based on the Binomial Option Pricing Model. The contractual life of the share option is used as an input into this model.

	On 23 August 2018		On 15 May 2019		On 16 May 2019		On 18 September 2019			
	23 August 2019	23 August 2020	15 May 2019	16 May 2020	16 May 2021	18 September 2019	18 March 2020	18 September 2020	18 March 2021	18 September 2021
Vesting date										
Fair value at measurement date	HK\$0.33	HK\$0.34	HK\$0.37	HK\$0.35	HK\$0.36	HK\$0.15	HK\$0.085	HK\$0.086	HK\$0.093	HK\$0.076
Share price at date of grant	HK\$1.2	HK\$1.2	HK\$1.19	HK\$1.17	HK\$1.17	HK\$0.56	HK\$0.56	HK\$0.56	HK\$0.56	HK\$0.56
Exercise price	HK\$1.2	HK\$1.2	HK\$1.2	HK\$1.17	HK\$1.17	HK\$0.568	HK\$0.568	HK\$0.568	HK\$0.568	HK\$0.568
Life of options	4 years	4 years	4 years	4 years	4 years	2 years	2.5 years	3 years	3.5 years	4 years
Risk free rate	2.06%	2.06%	1.59%	1.56%	1.56%	1.67%	1.60%	1.53%	1.44%	1.44%
Dividend yield	0%	0%	0%	0%	0%	0%	0%	0%	0%	0%
Volatility	34.02%	34.02%	38.21%	38.27%	38.27%	46.82%	43.57%	43.08%	40.34	40.34%
Exercise multiple	2.8	2.8	2.8	2.8	2.8	2.8	2.8	2.8	2.8	2.8
Employee exit rate post-vesting	10%	10%	0%	10%	10%	0%	0%	0%	0%	0%

Note:

- (a) Exercise multiple defines the early exercise strategy.
- (b) Risk free rate represents the yields to maturity of Hong Kong Exchange Fund Note with respective terms to maturity as at the valuation date.
- (c) Dividend yield was calculated based on the closing price as at valuation date and the historical dividends per share.
- (d) Employee exit rate-post vesting is the percentage of share option lapsed after the vesting period.
- (e) Volatility is the annualised standard deviation of daily return of the share price of the comparable listed companies which are engaged in similar business of the Company with reference to Bloomberg.

The fair value of the share options granted to non-employees are measured at fair values of options granted as these participants are providing services that are similar to those rendered by employees.

NOTES TO THE CONSOLIDATED FINANCIAL STATEMENTS

For the financial year ended 31 March 2022

34 STATEMENT OF FINANCIAL POSITION AND RESERVES OF THE COMPANY

Information about the statement of financial position of the Company at the end of the reporting period is as follows:

	As at 31 March	
	2022	2021
	S\$	S\$
ASSETS AND LIABILITIES		
Non-current assets		
Investments in subsidiaries	5	5
Current assets		
Amounts due from subsidiaries	24,407,748	25,003,723
Prepayments and other receivable	687,403	1,525,712
Bank balances and cash	116,916	117,460
	25,212,067	26,646,895
Current liabilities		
Other payables	297,248	272,547
Amounts due to subsidiaries	755,862	1,595,862
	1,053,110	1,868,409
Net current assets	24,158,957	24,778,486
Total assets less current liabilities, representing net assets	24,158,962	24,778,491
EQUITY		
Capital and reserves		
Share capital	1,966,310	1,966,310
Reserve	22,192,652	22,812,181
Equity attributable to owners of the Company	24,158,962	24,778,491

NOTES TO THE CONSOLIDATED FINANCIAL STATEMENTS

For the financial year ended 31 March 2022

34 STATEMENT OF FINANCIAL POSITION AND RESERVES OF THE COMPANY

(continued)

A summary of the Company's reserves is as follows:

	Share premium S\$	Capital redemption reserve S\$	Share option reserve S\$	Accumulated deficit S\$	Total S\$
At 1 April 2020	22,380,162	16,114	1,372,266	(5,630,561)	18,137,981
Total comprehensive loss for the year:					
Loss for the year	—	—	—	(606,665)	(606,665)
Transactions with owners, recognised directly in equity:					
Recognition of equity- settled share-based payments	—	—	649,111	—	649,111
Transfer of share-based payment reserve upon the cancellation of share options	—	—	(424,546)	424,546	—
Issue of share capital	4,631,754	—	—	—	4,631,754
Total	4,631,754	—	224,565	424,546	5,280,865
At 31 March 2021 and 1 April 2021	27,011,916	16,114	1,596,831	(5,812,680)	22,812,181
Total comprehensive loss for the year:					
Loss for the year	—	—	—	(658,612)	(658,612)
Transactions with owners, recognised directly in equity:					
Recognition of equity- settled share-based payments	—	—	39,083	—	39,083
Transfer of share-based payment reserve upon the lapse of share options	—	—	(114,093)	114,093	—
Total	—	—	(75,010)	114,093	39,083
At 31 March 2022	27,011,916	16,114	1,521,821	(6,357,199)	22,192,652

NOTES TO THE CONSOLIDATED FINANCIAL STATEMENTS

For the financial year ended 31 March 2022

35 CAPITAL COMMITMENTS

As at 31 March 2022 and 2021, the Group has no outstanding capital commitment.

36 FINANCIAL INSTRUMENTS AND FINANCIAL RISK MANAGEMENT

Categories of financial instruments

	As at 31 March	
	2022 S\$	2021 S\$
Financial assets		
<i>Financial asset at FVOCI</i>		
Equity investment	215,376	207,230
<i>Financial assets at FVPL</i>		
Equity investments	7,970,270	1,761,350
Debt securities	186,799	—
	8,157,069	1,761,350
<i>Financial assets at amortised cost</i>		
Trade receivables	9,080,148	9,681,659
Other receivables and deposits	12,200,013	26,195,687
Loan receivables	—	75,878
Finance lease receivable	1,795,090	2,424,145
Amounts due from related companies	215,376	746,604
Pledged bank deposits	—	786,008
Bank balances and cash	32,433,321	21,698,546
	55,723,948	61,608,527
Total	64,096,393	63,577,107
Financial liabilities		
<i>Financial liabilities at amortised cost</i>		
Trade and other payables	7,267,015	7,655,884
Amount due to related companies	583,728	508,600
Lease liabilities	239,365	396,703
Total	8,090,108	8,561,187

NOTES TO THE CONSOLIDATED FINANCIAL STATEMENTS

For the financial year ended 31 March 2022

36 FINANCIAL INSTRUMENTS AND FINANCIAL RISK MANAGEMENT *(continued)*

36.1 Business development and the associated risks

During the year, the Group was engaged in the blockchain technology development and application business line.

Management considers that the risks and uncertainties associated with the blockchain technology development and application business is largely related to information technology, safekeeping of digital assets, fluctuation of asset prices as well as the fast developing nature of the markets. As the industry is in a growth stage, the Group has been implementing an operational infrastructure to support business development and growth. These initiatives include identifying physical locations, expanding IT infrastructure and hiring additional management personnel with an emphasis on experience in legal, regulatory, financial reporting, operations and technology development.

36.2 Risk management of the blockchain technology development and application business

(i) Price risk of digital assets inventories

The Group holds digital assets inventories for the blockchain technology development and application business. Price volatility of digital assets may cause significant impact to the Group's performance.

To manage the risk, the level of digital asset holdings is closely monitored by the Group's top management. During times of heightened price volatility, the Group may choose to reduce its digital asset inventory exposure by selling down or entering into hedge transactions such as exchange traded futures contracts.

For further details of the financial risk related to pricing, refer to note 36.3(e).

(ii) Risks related to safekeeping of assets

The Group maintains digital assets in both "hot" (connected to the Internet) and "cold" (not connected to the internet) wallets. "Hot" wallets are more susceptible to cyber-attacks or potential theft due to the fact they are connected to the public internet. To mitigate such risks, the Group has implemented guidelines and risk control protocols to dynamically adjust the level of digital assets maintained in "hot" wallets required to facilitate settlement. The Group has developed a proprietary digital asset wallet solution for its wallets with comprehensive security controls and risk mitigation processes in place. Control procedures cover wallet generation, day-to-day wallet management and security, as well as monitoring and safeguarding of the Group's "hot" and "cold" wallets and public and private keys.

NOTES TO THE CONSOLIDATED FINANCIAL STATEMENTS

For the financial year ended 31 March 2022

36 FINANCIAL INSTRUMENTS AND FINANCIAL RISK MANAGEMENT *(continued)*

36.3 Financial risk management objectives and policies

The Group's major financial instruments include trade and other receivables, finance lease receivable, loan receivables, amounts due from related companies, pledged bank deposits, equity investment at FVOCI, financial assets at fair value through profit or loss, bank balances and cash, trade and other payables, lease liabilities and borrowings. Details of these financial instruments are disclosed in respective notes. The risks associated with these financial instruments include market risk (interest rate risk and currency risk), credit risk, liquidity risk and other price risk. The policies on how to mitigate these risks are set out below. The management manages and monitors these exposures to ensure appropriate measures are implemented on a timely and effective manner.

(a) **Market risk**

Interest rate risk

Interest rate risk is the risk that the fair value or future cash flows of a financial instrument will fluctuate because of changes in market interest rates. The Group is exposed to cash flow interest rate risk on the variable rate of interest earned on bank balances. The Group is also exposed to fair value interest rate risk in relation to fixed-rate borrowings and fixed interest on pledged bank deposits and time deposits. It is the Group's policy to maintain an appropriate level between its fixed-rate and variable-rate borrowings so as to minimize the fair value and cash flow interest rate risks.

The Group currently does not have an interest rate hedging policy. However, the management monitors interest rate risk exposure and will consider interest rate hedging should the need arise.

Sensitivity analysis

The directors of the Company consider that the exposure of cash flow interest rate risk arising from bank balances is not significant as the fluctuation of the interest rates on bank balances is minimal. Accordingly, no sensitivity analysis is prepared and presented.

NOTES TO THE CONSOLIDATED FINANCIAL STATEMENTS

For the financial year ended 31 March 2022

36 FINANCIAL INSTRUMENTS AND FINANCIAL RISK MANAGEMENT *(continued)*

36.3 Financial risk management objectives and policies *(continued)*

(b) Currency risk

The Group undertakes certain transactions which expose the Group to foreign currency risk. The related balances include other receivables, cash and cash equivalents and other payables, denominated in a currency other than the functional currency, and so exposures to exchange rate fluctuations arise. The Group currently does not have any foreign currency hedging policy. However, the Group monitors foreign exchange exposure and will consider hedging significant foreign currency exposure should the need arise. The carrying amounts of the Group's monetary assets and monetary liabilities which are denominated in a currency other than the functional currency of the relevant group entities at the reporting date are as follows:

	2022		2021	
	United States Dollars S\$	Hong Kong Dollars S\$	United States Dollars S\$	Hong Kong Dollars S\$
Trade and other receivables	10,605,173	—	21,041,478	—
Cash and cash equivalents	5,960,124	116,898	591,313	117,460
Trade and other payables	—	(297,248)	—	(272,547)
Gross exposure arising from recognised assets and liabilities	16,565,297	(180,350)	21,632,791	(155,087)

As the Hong Kong dollar is pegged against the United States dollar, it is assumed that there would not be any material change in value of the United States dollar against Hong Kong dollars.

Assuming that all other variables remain constant at year end, a 5% (2021: 10%) depreciation/appreciation of the S\$ against USD, the loss before taxation would decrease/increase by S\$518,500 for the year ended 31 March 2022 (2021: profit before taxation would increase/decrease by S\$1,032,070).

In the management's opinion, the sensitivity analysis above is unrepresentative for the currency risk as the exposure at the end of reporting period does not reflect the exposure during the year.

The Group monitors foreign currency exposure and will consider hedging significant currency exposure should the need arise.

NOTES TO THE CONSOLIDATED FINANCIAL STATEMENTS

For the financial year ended 31 March 2022

36 FINANCIAL INSTRUMENTS AND FINANCIAL RISK MANAGEMENT *(continued)*

36.3 Financial risk management objectives and policies *(continued)*

(c) Credit risk

In order to minimize the credit risk, the Group has policies in place for determination of credit limits, credit approvals and other monitoring procedures to ensure that follow-up action is taken to recover overdue debts. Before accepting any new customer, the Group carries out research on the credit risk of the new customer and assesses the potential customer's credit quality and defines credit limits by customer. Limits attributed to customers are reviewed when necessary.

In addition, the Group reviews the recoverable amount of each individual trade debt, including trade receivables and amounts due from related companies of trade nature, at the end of each reporting period to ensure that adequate impairment losses are made for irrecoverable amounts. In this regard, management of the Group considers that the Group's credit risk is significantly reduced.

The Group's exposure to credit risk is influenced mainly by the individual characteristics of each customer rather than the industry or country in which the customers operate and therefore significant concentrations of credit risk primarily arise when the Group has significant exposure to individual customers. At the end of the reporting period, 22% (2021: 40%) and 65% (2021: 82%) of the total trade receivables was due from the Group's largest customer and the five largest customers which exposed the Group to concentration of credit risk. In addition, the finance lease receivable of S\$1,795,090 (2021: S\$2,424,145) and an amount due from a broker of S\$10,150,473 (2021: S\$20,989,665) were due from single debtors.

The Group measures loss allowances for trade debtors at an amount equal to lifetime ECLs, which is calculated using a provision matrix. Given the customers of the Group are mainly reputable companies and the Government of Singapore and its related organisations and institutional bodies and the Group has not experienced any significant credit losses in the past, management considered that the allowance for ECLs is insignificant. As a result, no provision for impairment of trade debtors is necessary during the year.

The Group has taken measures to identify credit risks arising from loan receivables. The Group manages credit risk at every stage of the risk management system, including pre-approval, review and credit approval and post-transaction monitoring processes. The Group conducts acceptance and due diligence during the pre-approval process. A transaction may be subject to the review and approval depending on the transaction size.

During the post-transaction monitoring process, the Group performs credit evaluations on each and every major debtors periodically. These evaluations focus on the debtors' past history of making payments when due and current ability to pay, and take into account information specific to the debtors as well as pertaining to the economic environment in which the debtors operate. In addition, the Group performs impairment assessment under ECL model under IFRS 9 on loan receivables. In this regard, the directors of the Company consider that the Group's credit risk is significantly reduced.

NOTES TO THE CONSOLIDATED FINANCIAL STATEMENTS

For the financial year ended 31 March 2022

36 FINANCIAL INSTRUMENTS AND FINANCIAL RISK MANAGEMENT *(continued)*

36.3 Financial risk management objectives and policies *(continued)*

(c) Credit risk (continued)

In respect of other receivables, individual credit evaluations are performed on all debtors requiring credit over a certain amount. These evaluations focus on the debtor's past history of making payments when due and current ability to pay, and take into account information specific to the debtors as well as pertaining to the economic environment in which the debtor operates.

At the end of each reporting period, the Group's maximum exposure to credit risk which will cause a financial loss to the Group due to failure to discharge an obligation by the counterparties is arising from the carrying amounts of the respective recognised financial assets as stated in the consolidated statement of financial position.

Impairment assessment for the years ended 31 March 2022 and 2021

The Group's internal credit risk grading assessment comprises the following categories:

Internal credit rating	Description	Trade receivables	Other financial assets/ other items
Low risk	The counterparty has a low risk of default and does not have any past-due amounts	Lifetime ECL — not credit-impaired	12-month ECL
Watch list	Debtor frequently repays after due dates but usually settle after due date	Lifetime ECL — not credit-impaired	12-month ECL
Doubtful	There have been significant increases in credit risk since initial recognition through information developed internally or external resources	Lifetime ECL — not credit-impaired	Lifetime ECL — not credit-impaired
Loss	There is evidence indicating the asset is credit impaired	Lifetime ECL — credit-impaired	Lifetime ECL — credit-impaired
Write-off	There is evidence indicating that the debtor is in severe financial difficulty and the Group has no realistic prospect of recovery	Amount is written off	Amount is written off

NOTES TO THE CONSOLIDATED FINANCIAL STATEMENTS

For the financial year ended 31 March 2022

36 FINANCIAL INSTRUMENTS AND FINANCIAL RISK MANAGEMENT *(continued)*

36.3 Financial risk management objectives and policies *(continued)*

(c) Credit risk *(continued)*

Impairment assessment for the years ended 31 March 2022 and 2021 (continued)

The tables below detail the credit risk exposures of the Group's financial assets, which are subject to ECL assessment:

2022	Note	Internal credit rating	12-month or lifetime ECL	Gross carrying amounts	
				2022 S\$	2021 S\$
Financial assets at amortised cost					
Trade receivables <i>(note i)</i>	21	Low risk	Lifetime ECL — not credit-impaired	9,080,148	9,681,659
Trade balances due from related companies <i>(note i)</i>	23	Low risk	Lifetime ECL — not credit-impaired	—	19,483
Loan receivables <i>(note ii)</i>	19	Low risk	12-month ECL	—	75,878
Other receivables and deposits <i>(note ii)</i>	22	Low risk	12-month ECL	12,200,013	26,195,687
Finance lease receivable <i>(note iii)</i>	16	Doubtful	Lifetime ECL — not credit-impaired	2,013,286	—
		Low risk	12-month ECL	—	2,476,645
Non-trade balances due from related companies <i>(note iv)</i>	23	Doubtful	Lifetime ECL — not credit-impaired	—	877,925
		Low risk	12-month ECL	215,376	—
Pledged bank deposits <i>(note v)</i>	24	Low risk	12-month ECL	—	786,008
Bank balances and cash <i>(note v)</i>	24	Low risk	12-month ECL	32,433,321	21,698,546

NOTES TO THE CONSOLIDATED FINANCIAL STATEMENTS

For the financial year ended 31 March 2022

36 FINANCIAL INSTRUMENTS AND FINANCIAL RISK MANAGEMENT *(continued)*

36.3 Financial risk management objectives and policies *(continued)*

(c) Credit risk (continued)

Impairment assessment for the years ended 31 March 2022 and 2021 (continued)

Note:

(i) Trade receivable and trade balances due from related companies

For trade receivables and amounts due from related companies of trade nature, the Group has applied the simplified approach in IFRS 9 to measure the loss allowance at lifetime ECL. The Group assessed ECL allowance for trade receivables and amount due from related companies of trade nature using a provision matrix, grouped by internal credit rating. Given the customers of the Group are mainly credit worthy companies with good payment history and the Government of Singapore and its related organisations and institutional bodies and the Group has not experienced any significant credit loss in the past, management concluded that the ECL allowance is insignificant.

(ii) Loan receivables and other receivables and deposits

The details of credit risk assessment on loan receivable is disclosed in note 19 to the financial statements. In determining the ECL for other receivables, the management has made periodic individual assessment on the recoverability of these balances based on historical settlement records, past experience, and also forward-looking information, as appropriate. The management has considered the consistently low historical default rate in connection with relevant counterparties, and concluded the credit risk inherent in these amounts is insignificant and thus no loss allowance was recognised.

(iii) Finance lease receivable

For the purpose of internal credit risk management, the Group uses historical past due experience and forward-looking information to assess whether credit risk has increased significantly since initial recognition. As at 31 March 2021, the finance lease receivable is considered to have low risk as there has been no significant increase in credit risk since initial recognition and the 12-month ECL rate for finance lease receivable with a low risk is 2%. As at 31 March 2022, the management assessed that there has been significant increase in credit risk in the finance lease receivable and the balance is considered to be doubtful and the lifetime ECL not credit-impaired rate of 17% is being used in the calculation of the loss allowance.

(iv) Non-trade balances due from related companies

As at 31 March 2022, for purpose of impairment assessment, the Group uses historical past due experience and forward-looking information to assess whether credit risk has increased significantly since initial recognition. The non-trade balances due from related companies are considered to have low credit risk as there has been no significant increase in the risk of default on the receivables since initial recognition. Accordingly, for the purpose of impairment assessment for the asset, the loss allowance is measured at an amount equal to 12m ECL. The management determines the non-trade balances due from related companies is subject to immaterial credit loss and thus no loss allowance was recognized. As at 31 March 2021, the non-trade balances due from a related company are considered to be doubtful as there has been a significant increase in credit risk since the initial recognition. Accordingly, the loss allowance is measured at lifetime ECL not credit-impaired with an ECL rate of 17%.

(v) Pledged bank deposits, bank balances and cash

Pledged bank deposits and bank balances were placed in the banks in Hong Kong, Singapore and the PRC and governed by relevant regulatory authorities. In view of the stable bank system in Hong Kong, Singapore and the PRC, and the high credit rating assigned by international or PRC rating agencies to these banks, the ECL allowance is expected to be very minimal.

NOTES TO THE CONSOLIDATED FINANCIAL STATEMENTS

For the financial year ended 31 March 2022

36 FINANCIAL INSTRUMENTS AND FINANCIAL RISK MANAGEMENT *(continued)*

36.3 Financial risk management objectives and policies *(continued)*

(d) Liquidity risk

Liquidity risk is the risk that the Group will encounter difficulties in meeting its financial obligations as and when they fall due. In the management of the liquidity risk, the Group monitors and maintains a level of cash and cash equivalents deemed adequate by the management to finance the Group's operations and mitigate the effects of fluctuations in cash flows.

Non-derivative financial liabilities

The following table details the Group's remaining contractual maturity for its non-derivative financial liabilities. The table has been drawn up based on the undiscounted cash flows (including interest payments computed using contractual rates or, if floating, based on the relevant market rates as at the reporting date) of financial liabilities based on the earliest date on which the Group can be required to pay. The table includes both interest and principal cash flows, where applicable.

	Interest rate per annum %	On demand or within 3 months S\$	3 to 6 months S\$	6 to 12 months S\$	1 to 5 years S\$	Total undiscounted cash flow S\$	Carrying amount S\$
As at 31 March 2022							
<i>Non-interest bearing instruments</i>							
Trade and other payables	—	7,267,015	—	—	—	7,267,015	7,267,015
Amount due to a related company	—	583,728	—	—	—	583,728	583,728
<i>Fixed interest bearing instruments</i>							
Lease liabilities	2.38-5.25	62,760	39,762	62,132	83,256	247,910	239,365
Total		7,913,503	39,762	62,132	83,256	8,098,653	8,090,108

NOTES TO THE CONSOLIDATED FINANCIAL STATEMENTS

For the financial year ended 31 March 2022

36 FINANCIAL INSTRUMENTS AND FINANCIAL RISK MANAGEMENT (continued)

36.3 Financial risk management objectives and policies (continued)

(d) Liquidity risk (continued)

	Interest rate per annum %	On demand or within 3 months S\$	3 to 6 months S\$	6 to 12 months S\$	1 to 5 years S\$	Total undiscounted cash flow S\$	Carrying amount S\$
As at 31 March 2021							
<i>Non-interest bearing instruments</i>							
Trade and other payables	—	7,655,884	—	—	—	7,655,884	7,655,884
Amount due to a related company	—	508,600	—	—	—	508,600	508,600
<i>Fixed interest bearing instruments</i>							
Lease liabilities	2.38-5.25	68,430	68,430	137,900	129,417	404,177	396,703
Total		8,232,914	68,430	137,900	129,417	8,568,661	8,561,187

Non-derivative financial assets

All financial assets of the Group as at 31 March 2022 and 2021 are non-interest bearing and repayable on demand or due within one year, except for loan receivable, pledged bank deposits and bank balances as disclosed in notes 19 and 24.

(e) Other price risk

Price risk on equity investments

The Group's equity investment at FVOCI, listed equity investment and debt securities and unlisted equity investments at FVPL are measured at fair value at the end of the reporting period. Therefore, the Group is exposed to price risk in relation to these financial assets. In order to mitigate such risk, the Group would monitor the price risk and will consider hedging the risk exposure should the need arise.

Sensitivity analysis

The sensitivity analysis below has been determined based on the exposure to equity price risks at the reporting date.

If the prices of the listed equity investments, listed debt securities and unlisted equity investments measured at fair value through profit or loss had been 5% (2021: 5%) higher/lower, the loss before taxation would decrease/increase by S\$407,853 (2021: profit before taxation for the year would increase/decrease by S\$88,068).

NOTES TO THE CONSOLIDATED FINANCIAL STATEMENTS

For the financial year ended 31 March 2022

36 FINANCIAL INSTRUMENTS AND FINANCIAL RISK MANAGEMENT *(continued)*

36.3 Financial risk management objectives and policies *(continued)*

(e) Other price risk *(continued)*

Price risk on digital assets inventories

Digital assets inventories that the Group deals with in its trading activities are Bitcoin which can be traded in a number of public exchanges.

The Group's exposure to price risk arises from digital assets inventories which is measured on fair value basis. In particular, the Group's operating results may depend upon the market price of Bitcoin. Digital assets prices have fluctuated significantly from time to time. There is no assurance that digital asset price will reflect historical trends.

The Group has proprietary inventories of S\$954,183 (2021: S\$2,437,029) and 100% (2021: 100%) of the balances are Bitcoin.

Sensitivity analysis

At 31 March 2022, if the prices of digital assets inventories held by the Group had increased/decreased by 30% (2021: 21%) in the principal markets with other variables held constant, the loss before taxation would have been S\$286,255 lower/higher (2021: profit before taxation would have been S\$511,776 higher/lower) for the year.

(f) Financial instruments not measured at fair value

The management of the Group considers that the carrying amounts of financial assets and financial liabilities recorded at amortised cost in the consolidated financial statements approximate to their fair values.

(g) Financial instruments measured at fair value

The Group has a team headed by the finance manager performing valuations for the financial instruments which are categorised into Level 3 of the fair value hierarchy. The team reports directly to the financial controller. A valuation report with analysis of changes in fair value measurement is prepared by the team at each interim and annual reporting date, and is reviewed and approved by the financial controller. Discussion of the valuation process and results with the financial controller is held twice a year, to coincide with the reporting dates.

NOTES TO THE CONSOLIDATED FINANCIAL STATEMENTS

For the financial year ended 31 March 2022

36 FINANCIAL INSTRUMENTS AND FINANCIAL RISK MANAGEMENT *(continued)*

36.3 Financial risk management objectives and policies *(continued)*

(g) Financial instruments measured at fair value (continued)

The Group did not have any financial liabilities measured at fair value as at 31 March 2022 and 2021. The following table presents the fair value of the Group's financial instruments measured at the end of the reporting period on a recurring basis, categorised into the three-level fair value hierarchy as defined in IFRS 13 "Fair value measurement".

Fair value hierarchy

	Level 1	Level 2	Level 3	Total
	S\$	S\$	S\$	S\$
As at 31 March 2022:				
Financial asset at FVOCI				
— Unlisted equity investment	—	—	215,376	215,376
<i>Financial assets at FVPL</i>				
— Unlisted equity investment			1,484,716	1,484,716
— Listed debt securities	186,799	—	—	186,799
— Listed equity investments	6,228,104	—	257,450	6,485,554
	6,414,903	—	1,957,542	8,372,445
	Level 1	Level 2	Level 3	total
	S\$	S\$	S\$	S\$
As at 31 March 2021:				
Financial asset at FVOCI				
— Unlisted equity investment	—	—	207,230	207,230
<i>Financial assets at FVPL</i>				
— Unlisted equity investment	—	—	597,688	597,688
— Listed equity investment	1,163,662	—	—	1,163,662
	1,163,662	—	804,918	1,968,580

During the year ended 31 March 2022, there were no transfers of fair value measurements between Level 1 and Level 2 and no transfers into or out of Level 3 for financial assets (2021: Nil).

NOTES TO THE CONSOLIDATED FINANCIAL STATEMENTS

For the financial year ended 31 March 2022

36 FINANCIAL INSTRUMENTS AND FINANCIAL RISK MANAGEMENT (continued)

36.3 Financial risk management objectives and policies (continued)

(g) Financial instruments measured at fair value (continued)

Information about Level 3 fair value measurement

The following table summarises the basis of valuation used in Level 3 fair value measurements:

Description	Note	Fair value At 31 March		Valuation techniques	Significant unobservable inputs	Range
		2022 \$S	2021 \$S			
Zhejiang Ti Mg Culture Communication Co., Ltd.* ("Zhejiang Ti Mg") 浙江鈦鎂文化傳播有限公司	(i)	215,376	207,230	Market approach	N/A	N/A
Harborside Inc.	(ii)	257,450	—	Quoted bid price in active market and adjusted for lack of marketability	Discount for lack of marketability	20%
Sublimation Inc.	(iii)	—	597,688	Market approach and equity allocation model	Price to sales multiple Discount for lack of marketability	2.58 18%
Hong Kong Beian Network Technology Co., Limited ("Beian")	(iv)	1,484,716	—	Discounted cash flow model	Revenue growth rate Pre-tax discount rate Discount for lack of marketability	10% to 100% 29.2% 20%
		1,957,542	804,918			

- (i) In March 2022, the Group entered into a share transfer agreement with a third party to dispose of Zhejiang Ti Mg for a consideration of RMB1,120,000 (equivalent to S\$238,339). As at 31 March 2022, the fair value was determined by reference to the said transaction price. The Group uses the recent transaction price to determine the fair value of the unlisted equity investment in Zhejiang Ti Mg as at 31 March 2021.
- (ii) The fair value of Harborside Inc. is determined using the quoted bid price in active market and adjusted for lack of marketability discount for lock-up period. The fair value measurement is negatively correlated to the discount for lack of marketability. As at 31 March 2022, it is estimated that with all other variables held constant, an increase/decrease in discount rate for lack of marketability by 10% would have decreased/increased the fair value of Harborside Inc. by S\$32,181.

* The English name of companies established in the PRC are for identification purpose only.

NOTES TO THE CONSOLIDATED FINANCIAL STATEMENTS

For the financial year ended 31 March 2022

36 FINANCIAL INSTRUMENTS AND FINANCIAL RISK MANAGEMENT *(continued)*

36.3 Financial risk management objectives and policies *(continued)*

(g) *Financial instruments measured at fair value (continued)*

Information about Level 3 fair value measurement (continued)

- (iii) The fair value of Sublimation Inc. is determined using the market approach and equity allocation model. The fair value measurement is positively correlated to the price to sales multiple and negatively correlated to the lack of marketability discount. As at 31 March 2021, it is estimated that with all other variables held constant, an increase/decrease in the price to sales multiple of comparable by 5% would have increased/decreased the fair value of Sublimation Inc. by S\$25,500/S\$25,900 and an increase/decrease in the lack of marketability discount by 5% would have decreased/increased the fair value of Sublimation Inc. by S\$31,600/S\$30,900.
- (iv) The Group engaged an independent professional valuer to perform the fair value valuation of the unlisted equity investment in Beian. The fair value of Beian is determined using the discounted cash flow adjusted for lack of marketability discount. The fair value measurement is negatively correlated to the discount for lack of marketability and discount rate and positively correlated to revenue growth rate. The revenue base of Beian is relatively small in the initial year of operation, so there was a significant growth rate of 100% in the second year of the financial projection. The growth rate was declining during the period of financial projection. As at 31 March 2022, it is estimated that with all other variables held constant, an increase/decrease in revenue growth rate by 10% would have increased/decreased the fair value of Beian by S\$262,008/S\$227,074, an increase/decrease in discount rate by 5% would have decreased/increased the fair value of Beian by S\$104,804/S\$139,738 and an increase/decrease in discount rate for lack of marketability by 10% would have decreased/increased the fair value of Beian by S\$174,672.

The movements during the period in the balance of the Level 3 fair value measurement are as follows:

Unlisted equity investments	2022	2021
	S\$	S\$
At the beginning of the year	804,918	729,514
Additions	1,484,716	203,375
Fair value loss recognised in profit or loss (included in other gains and losses)	(339,622)	(91,516)
Exchange alignment	7,530	(36,455)
At the end of the year	1,957,542	804,918
Total losses for the period included in profit or loss for assets held at the end of the reporting period	(339,622)	(91,516)

NOTES TO THE CONSOLIDATED FINANCIAL STATEMENTS

For the financial year ended 31 March 2022

36 FINANCIAL INSTRUMENTS AND FINANCIAL RISK MANAGEMENT *(continued)*

36.3 Financial risk management objectives and policies *(continued)*

(h) *Non-financial instruments measured at fair value*

(i) *Fair value hierarchy*

This note explains the judgements and estimates made in determining the fair values of the non-financial instruments that is recognised and measured at fair value in the consolidated financial statements. To provide an indication about the reliability of the inputs used in determining fair value, the Group has classified its non-financial instruments into the three levels prescribed under the accounting standards. An explanation of each level is provided in note 3 above.

	Level 1	Level 2	Level 3	total
	S\$	S\$	S\$	S\$
As at 31 March 2022:				
— Digital assets inventories	954,183	—	—	954,183
	Level 1	Level 2	Level 3	total
	S\$	S\$	S\$	S\$
As at 31 March 2021:				
— Digital assets inventories	2,437,029	—	—	2,437,029

There were no transfers between levels 1, 2 and 3 for recurring fair value measurements during the year.

(ii) *Valuation inputs and relationships to fair value*

Digital assets inventories are held mainly for the purposes of trading in the ordinary course of the Group's blockchain technology development and application business in the OTC market.

As at 31 March 2022 and 2021, the digital assets inventories are measured at level 1 fair value. The fair value of the digital assets inventories is determined with reference to the quoted prices from the principal digital asset markets of the corresponding digital assets.

NOTES TO THE CONSOLIDATED FINANCIAL STATEMENTS

For the financial year ended 31 March 2022

37 EVENTS AFTER THE REPORTING PERIOD

- (a) On 4 April 2022, Grand Shores Blockchain Group Limited (“GS Blockchain”), a wholly owned subsidiary of the Company, entered into a loan agreement with Ms. Zhou Hongmei (“Ms. Zhou”), pursuant to which GS Blockchain agreed to provide Ms. Zhou with a loan in the principal amount of HK\$5,800,000 at an interest rate of 8% per annum for a period of six months (the “Loan”). Ms. Zhou holds 40% equity interest in Grandshores Creative Technology Limited, a 60%-owned subsidiary of the Company. Ms. Zhou is a substantial shareholder of a subsidiary of the Company and is therefore a connected person of the Company under the Listing Rules. The transaction contemplated under the Loan Agreement constitutes a connected transaction of the Company under Chapter 14A of the Listing Rules. For details, please refer to the announcement of the Company dated 4 April 2022.
- (b) On 25 April 2022, the Company entered into a subscription agreement (the “Subscription Agreement”) with Mr. Liu Zihao (“Mr. Liu”) pursuant to which the Company has conditionally agreed to allot and issue, and Mr. Liu has conditionally agreed to subscribe for 100,000,000 new ordinary shares (“Subscription Shares”) of the Company at the subscription price of HK\$0.1438 per Subscription Share (the “Subscription”). All the conditions precedent under the Subscription Agreement have been fulfilled and completion took place on 30 May 2022. For details, please refer to the announcement of the Company dated 25 April 2022 and 30 May 2022.
- (c) On 27 May 2022, Grandshores Technology (Hong Kong) Limited (“GS (HK)”), a wholly owned subsidiary of the Company, and Lion Wealth Management Limited (“Lion WM”), agreed to increase their capital contribution in Aquarius II Sponsor Ltd. (“Aquarius”) by subscription of 49 and 51 new ordinary shares with no par value in the issued share capital of Aquarius for an aggregate subscription price of US\$1,592,500 and US\$1,657,500, respectively (the “Capital Increase”). Aquarius is an associate of the Company and is owned as to 49% and 51% by GS (HK) and Lion WM, respectively, since its incorporation. Upon completion of the Capital Increase, the Group will continue to hold 49% of the issued shares of Aquarius and will continue to account for its interest in Aquarius as an associate. For details, please refer to the announcement of the Company dated 27 May 2022.
- d) Subsequent to the year ended 31 March 2022 and up to the approval date of these financial statements, the Bitcoins has market price of US\$20,000 resulting to fair value loss on digital assets inventories of approximately US\$398,000 (equivalent to approximately S\$553,000).

38 IMMEDIATE AND ULTIMATE CONTROLLING PARTY

At 31 March 2022, the directors consider the immediate holding company and ultimate holding company of the Group to be Morgan Hill Holdings Limited, which is incorporated in British Virgin Islands and Great Scenery Ventures Limited, which is incorporated in British Virgin Islands, respectively. The ultimate controlling party of the Group is Mr. Yao Yongjie. Morgan Hill Holdings Limited and Great Scenery Ventures Limited does not produce financial statements available for public use.

39 COMPARATIVE AMOUNTS

The impairment loss on financial assets of S\$789,928 included in the administrative expenses for the year ended 31 March 2021 has been reclassified as a separate line item in the consolidated statement of profit or loss and other comprehensive income to conform to the current year’s presentation.

FINANCIAL SUMMARY

A summary of the results and of the assets and liabilities of the Group for the last five financial years, as extracted from the published financial statements, is set out as below:

	2022	2021	2020	2019	2018
	S\$	S\$	S\$	S\$	S\$
RESULTS					
Revenue	44,702,564	49,149,302	46,611,664	52,806,323	56,813,257
Costs of services	(32,657,745)	(27,381,933)	(33,834,055)	(34,942,253)	(39,918,514)
Gross profit	12,044,819	21,767,369	12,777,609	17,864,070	16,894,743
Other income	740,453	1,225,844	1,455,166	266,479	374,035
Other gains and losses	(2,364,454)	(950,619)	395,870	954,958	(1,711,363)
Selling expenses	(41,951)	(79,942)	(214,392)	(188,083)	(120,635)
Administrative expenses	(10,820,783)	(12,843,119)	(13,713,056)	(12,610,700)	(10,790,018)
Finance costs	(6,158)	(30,689)	(84,778)	(89,397)	(92,930)
Share of loss of an associate	(24,578)	(3,655)	(84,128)	(2,018)	—
Profit before taxation	(472,652)	9,085,189	532,291	6,195,309	4,553,832
Income tax expense	(694,955)	(2,083,834)	(970,688)	(1,306,785)	(1,091,075)
(Loss)/profit for the year	(1,167,607)	7,001,355	(438,397)	4,888,524	3,462,757
(Loss)/profit for the year attributable to:					
— owners of the Company	(982,487)	5,276,960	(900,568)	4,892,204	3,462,757
— non-controlling interests	(185,120)	1,724,395	462,171	(3,680)	—
	(1,167,607)	7,001,355	(438,397)	4,888,524	3,462,757
ASSETS AND LIABILITIES					
Non-current assets	9,636,424	10,493,890	10,276,474	15,423,985	8,744,710
Current assets	63,348,688	65,275,890	55,834,427	50,469,106	52,036,287
Total assets	72,985,112	75,769,780	66,110,901	65,893,091	60,780,997
Non-current liabilities	202,276	333,801	280,452	2,858,107	143,200
Current liabilities	9,295,759	10,973,503	12,320,776	9,528,978	12,153,094
Total liabilities	9,498,035	11,307,304	12,601,228	12,387,085	12,296,294
Total equity	63,487,077	64,462,476	53,509,673	53,506,006	48,484,703
Equity attributable to owners of the Company	61,931,042	62,326,736	50,895,173	52,636,854	48,484,703
Non-controlling interests	1,556,035	2,135,740	2,614,500	869,152	—
	63,487,077	64,462,476	53,509,673	53,506,006	48,484,703