

# Sinohealth Hldg 中康控股

## 中康控股有限公司

Sinohealth Holdings Limited

(Incorporated in the Cayman Islands with limited liability)

(於開曼群島註冊成立的有限公司)

Stock Code 股份代號：2361

2022 INTERIM REPORT 中期報告





# Contents

## 目錄

2	Corporate Information	公司資料
6	Business Overview and Outlook	業務概覽及展望
11	Management Discussion and Analysis	管理層討論及分析
25	Corporate Governance and Other Information	企業管治及其他資料
33	Interim Condensed Consolidated Statement of Profit or Loss and Other Comprehensive Income	中期簡明綜合損益及其他全面收益表
34	Interim Condensed Consolidated Statement of Financial Position	中期簡明綜合財務狀況表
36	Interim Condensed Consolidated Statement of Changes in Equity	中期簡明綜合權益變動表
38	Interim Condensed Consolidated Statement of Cash Flows	中期簡明綜合現金流量表
41	Notes to the Interim Condensed Consolidated Financial Information	中期簡明綜合財務資料附註
65	Definitions	釋義

# Corporate Information

## 公司資料

### BOARD OF DIRECTORS

#### Executive Directors

Mr. Wu Yushu (*Chairman*)

Ms. Wang Lifang

#### Non-executive Director

Mr. Fu Haitao

#### Independent Non-executive Directors

Ms. Wang Danzhou

Ms. Du Yilin

Mr. Wei Bin

### AUDIT COMMITTEE

Mr. Wei Bin (*Chairman*)

Ms. Wang Danzhou

Ms. Du Yilin

### REMUNERATION COMMITTEE

Ms. Wang Danzhou (*Chairman*)

Ms. Wang Lifang

Ms. Du Yilin

### NOMINATION COMMITTEE

Mr. Wu Yushu (*Chairman*)

Ms. Wang Danzhou

Ms. Du Yilin

### AUTHORISED REPRESENTATIVES

Mr. Wu Yushu

Ms. Zhang Xiao

### JOINT COMPANY SECRETARIES

Ms. Yi Xuhui

Ms. Zhang Xiao *ACG, HKACG*

### 董事會

#### 執行董事

吳鬱抒先生 (*主席*)

王莉芳女士

#### 非執行董事

付海濤先生

#### 獨立非執行董事

王丹舟女士

杜依琳女士

魏斌先生

### 審核委員會

魏斌先生 (*主席*)

王丹舟女士

杜依琳女士

### 薪酬委員會

王丹舟女士 (*主席*)

杜依琳女士

王莉芳女士

### 提名委員會

吳鬱抒先生 (*主席*)

杜依琳女士

王丹舟女士

### 授權代表

吳鬱抒先生

張瀟女士

### 聯席公司秘書

易旭暉女士

張瀟女士 *ACG, HKACG*

## Corporate Information 公司資料

### REGISTERED OFFICE IN THE CAYMAN ISLANDS

89 Nexus Way  
Camana Bay  
Grand Cayman KY1-9009  
Cayman Islands

### PRINCIPAL PLACE OF BUSINESS IN THE PRC

Room 1111, No. 5 Wangjiang Second Street  
Huangge Town, Nansha District  
Guangzhou City  
Guangdong Province  
PRC

### PRINCIPAL PLACE OF BUSINESS IN HONG KONG

40/F, Dah Sing Financial Centre  
No. 248 Queen's Road East  
Wanchai  
Hong Kong

### CAYMAN ISLANDS PRINCIPAL SHARE REGISTRAR AND TRANSFER OFFICE

Ogier Global (Cayman) Limited  
89 Nexus Way  
Camana Bay  
Grand Cayman KY1-9009  
Cayman Islands

### HONG KONG SHARE REGISTRAR AND TRANSFER OFFICE

Boardroom Share Registrars (HK) Limited  
2103B, 21/F  
148 Electric Road  
North Point  
Hong Kong

### COMPLIANCE ADVISER

Giraffe Capital Limited  
3/F, 8 Wyndham Street  
Central  
Hong Kong

### 開曼群島註冊辦事處

89 Nexus Way  
Camana Bay  
Grand Cayman KY1-9009  
Cayman Islands

### 中國主要營業地點

中國  
廣東省  
廣州市  
南沙區黃閣鎮  
望江二街5號1111房

### 香港主要營業地點

香港  
灣仔  
皇后大道東248號  
大新金融中心40樓

### 開曼群島股份過戶登記總處


Ogier Global (Cayman) Limited  
89 Nexus Way  
Camana Bay  
Grand Cayman KY1-9009  
Cayman Islands

### 香港證券登記處

寶德隆證券登記有限公司  
香港  
北角  
電氣道148號  
21樓2103B室

### 合規顧問

智富融資有限公司  
香港  
中環  
雲咸街8號3樓



## Corporate Information 公司資料

### LEGAL ADVISERS

*As to Hong Kong law*

Jingtian & Gongcheng LLP  
Suites 3203-3207  
32/F, Edinburgh Tower  
The Landmark  
15 Queen's Road Central  
Hong Kong

*As to PRC law*

Jingtian & Gongcheng  
45/F, K. Wah Centre  
1010 Huaihai Road (M)  
Shanghai  
China

### AUDITOR

Ernst & Young  
*Certified Public Accountants*  
*Registered Public Interest Entity Auditor*  
27/F, One Taikoo Place  
979 King's Road  
Quarry Bay  
Hong Kong

### 法律顧問

*關於香港法例*

競天公誠律師事務所有限法律責任合夥  
香港  
皇后大道中15號  
置地廣場  
公爵大廈32樓  
3203-3207室

*關於中國法律*

競天公誠律師事務所  
中國  
上海市  
淮海中路1010號  
嘉華中心45層

### 核數師

安永會計師事務所  
*執業會計師*  
*註冊公眾利益實體核數師*  
香港  
鰂魚涌  
英皇道979號  
太古坊1座27樓

## Corporate Information 公司資料

### PRINCIPAL BANKS

Ping An Bank Guangzhou Huangpu Avenue Branch  
1/F, Fulilong Square  
No. 76 Huangpu Avenue West  
Tianhe District  
Guangzhou City  
Guangdong Province  
PRC

China Everbright Bank Guangzhou Huangpu Avenue West Branch  
Suit 02, 1/F, Qinjian Mansion  
No. 118 Huangpu Avenue  
Tianhe District  
Guangzhou City  
Guangdong Province  
PRC

### STOCK CODE

2361

### COMPANY'S WEBSITE

[ir.sinohealth.cn](http://ir.sinohealth.cn)

### 主要往來銀行

平安銀行廣州黃埔大道支行  
中國  
廣東省  
廣州市  
天河區  
黃埔大道西76號  
富力盈隆廣場首層


中國光大銀行廣州黃埔大道西支行  
中國  
廣東省  
廣州市  
天河區  
黃埔大道118號  
勤建大廈首層02商舖

### 股份代號

2361

### 公司網址

[ir.sinohealth.cn](http://ir.sinohealth.cn)



## Business Overview and Outlook

### 業務概覽及展望

In the past fifteen years, the Group has successfully grown into the largest healthcare insight solution provider for the medical products and channels segment in China. Leveraging on its strong research and development capabilities in big data, cloud computing and AI technology and partnering with over 60,000 retail pharmacy stores nationwide, the Group has built a large healthcare data middleware in China, "Tiangong No.1", storing over 25TB data entries. The Group has established extensive industry networks, hosting three important annual industrial events, namely Industry Prospect Event, Merchandise Trading Event and Retail Sales Event to connect the industry. The Group has achieved a leading position in developing digital business in the healthcare sector through its data technology and governance, rich database and industry networks.

Leveraging on its competitive strengths, the Group provides customised or standardised digital intelligence solutions through three business segments to over 900 corporate clients, including more than 60 top medical product manufacturers (based on lists of top medical product manufacturers in 2020 compiled by Torrey and Yaozh.com): 1) Data Insight Solutions, which provides customised data insights to help medical product manufacturers make their business decisions and data-driven marketing solutions; 2) Data-driven Publications and Events, which provides a combination of publications and precision connections through online and offline industry events based on data insights; and 3) SaaS, which provides standardised software and applications to enable medical product manufacturers, retail pharmacies, physical examination institutions and medical service institutions to rapidly digitalise their business operations.

2022 is a milestone year for the Group. On 12 July 2022, the Company was successfully listed on the Stock Exchange. The Company would like to take this opportunity to express its sincere gratitude toward its clients, partners, employees and all other stakeholders for their constant cooperation and support. The Company believes that the listing will lead the Company into a new phase of development.

於過去十五年，本集團已成功成為中國醫療產品和渠道洞察市場中最大的解決方案供應商。通過在大數據、雲計算及人工智能技術方面強大的研發能力和通過與六萬多家零售藥店合作，本集團打造了一個龐大的健康數據中台「天宮一號」，儲存數據量超過25TB。本集團已建立廣泛的健康產業網絡，主持三個重要的年度產業活動，即產業前景活動、商品交易活動及零售銷售活動，形成產業連接平台。本集團通過大數據治理技術、豐富的數據量以及產業網絡，取得發展健康產業數字化業務的領先優勢。

憑藉其競爭優勢，本集團通過三個業務分部向900多家企業級客戶提供定制或標準化的數智化解決方案，該等客戶包括60多家頂級醫療產品製造商（基於Torrey及藥智網編製的2020年頂級醫療產品製造商名單）。三個業務分部為：1) 數據洞察解決方案－提供定制的數據洞察服務，幫助醫療產品製造商作出業務決策及製訂數據驅動的營銷解決方案；2) 數據驅動發佈及活動－以數據洞察為核心，通過線上和線下產業活動，提供發佈、精確連接的綜合服務；3) SaaS－提供標準化的軟件及應用程序，使醫療產品製造商、零售藥店、體檢機構及醫療服務機構能快速將彼等的業務營運數字化。

2022年是本集團具有里程碑意義的一年。本公司於2022年7月12日在聯交所成功上市。本公司謹藉此機會對客戶、合作夥伴、員工及所有其他利益相關者一直以來的合作與支持表示衷心感謝。本公司相信，上市將引領本公司邁向新的發展階段。

Business Overview and Outlook  
業務概覽及展望

HIGHLIGHTS IN FIRST HALF OF 2022

2022年上半年摘要


		For the Six Months Ended 30 June 截至6月30日止六個月		
		2022 2022年 (RMB'000) (人民幣千元) (Unaudited) (未經審核)	2021 2021年 (RMB'000) (人民幣千元) (Unaudited) (未經審核)	YoY Change 同比變動
<b>Revenue</b>	<b>收入</b>	<b>121,209</b>	106,981	13.3%
Data Insight Solutions	數據洞察解決方案	83,552	50,859	64.3%
% of Total Revenue	佔總收入百分比	68.9%	47.5%	
Data-driven Publications and Events	數據驅動發佈及活動	21,021	44,708	(53.0%)
% of Total Revenue	佔總收入百分比	17.3%	41.8%	
SaaS	SaaS	16,636	11,414	45.8%
% of Total Revenue	佔總收入百分比	13.8%	10.7%	
<b>Cost of Sales</b>	<b>銷售成本</b>	<b>(64,558)</b>	(44,975)	43.5%
<b>Gross Profit</b>	<b>毛利</b>	<b>56,651</b>	62,006	(8.6%)
<b>Net Profit</b>	<b>純利</b>	<b>5,287</b>	12,367	(57.2%)
Adjusted Net Profit (Non-HKFRS measure) <sup>(1)</sup>	經調整純利 (非香港財務報告準則計量) <sup>(1)</sup>	9,477	25,202	(62.4%)

Note:

(1) Listing expenses were not included in non-HKFRS financial measure.

附註：

(1) 上市開支不納入非香港財務報告準則財務計量內。





## Business Overview and Outlook 業務概覽及展望

2022 is a challenging year. The outbreak of the omicron coronavirus in the first half of 2022 led to a series of tightened measures under the Zero-Covid Policy in China, including city lockdowns, travel restrictions, closures of workplaces and facilities and close-loop management. Those measures substantially slowed down China's overall economic growth in the first half of 2022. Nevertheless, the Group's Data Insights Solutions and SaaS segments still achieved rapid growth despite the COVID-19 epidemic. The Group's largest business segment – Data Insight Solutions, recorded a revenue of approximately RMB83.55 million in the first half of 2022, an increase of approximately 64.3% as compared with the first half of 2021. The Group's promising business segment – SaaS, recorded a revenue of approximately RMB16.64 million in the first half of 2022, an increase of approximately 45.8% as compared with the first half of 2021. In the meantime, the Group's Data-driven Publications and Events business was negatively impacted by the COVID-19 epidemic. 2022 Retail Sales Event was postponed to the second half of 2022, and 2022 Merchandise Trading Event was postponed from March 2022 to the end of May and recorded fewer attendees since clients from Shanghai could not attend due to the epidemic. As a result, the revenue from Data-driven Publications and Events decreased by approximately 53.0% to approximately RMB21.02 million in the first half 2022 as compared with the first half of 2021.

Benefitted from the Group's well-structured business model, the strong revenue growth of Data Insight Solutions and SaaS offset the decrease in revenue generated from Data-driven Publications and Events, resulting in a continuous increase of approximately 13.3% in the Group's total revenue from approximately RMB106.98 million in the first half of 2021 to approximately RMB121.21 million in the first half of 2022.

2022 is also a year worth looking forward to for the Group's business development. Recognising the greater SaaS market potential as well as the increasing importance of big data, AI technology and cloud computing in the enhancement of competitive edge, the Group has decided to invest greatly in the Group's SaaS segment and overall technology platform – Sinohealth Engine and Big Data & AI Lab. As compared with 30 June 2021, the Group had hired more than 130 employees or an increase of approximately 26% so as to expand its SaaS team and to enhance its technology research and development capabilities. As a result, the Group recorded a substantial increase in employee benefit expenses, marketing expenses and research and development expenses in the first half of 2022 as compared with that of the first half of 2021, leading to the decrease in gross margin from approximately 58.0% in the first half of 2021 to approximately 46.7% in the first half of 2022 and lower net profit and adjusted net profit of approximately RMB5.29 million and approximately RMB9.48 million, respectively, in the first half of 2022. Nevertheless, the Group considers these additional expenses as an important investment necessary for its future development and is confident that such investment would translate into enhanced competitiveness and top-line growth in the future.

2022年是充滿挑戰的一年。2022年上半年omicron冠狀病毒的爆發導致中國在清零政策下採取了一系列收緊措施，包括封城、旅行限制、工作場所、設施關閉及閉環管理。該等措施導致2022年上半年中國整體經濟增長大幅放緩。儘管如此，在COVID-19疫情下，本集團數據洞察解決方案和SaaS分部仍然實現快速增長。本集團最大的業務分部－數據洞察解決方案，於2022年上半年錄得收入約人民幣83.55百萬元，較2021年上半年增長約64.3%。本集團頗具前景的業務分部－SaaS，於2022年上半年錄得收入約人民幣16.64百萬元，較2021年上半年增長約45.8%。與此同時，本集團的數據驅動發佈及活動業務受到COVID-19疫情的不利影響。2022年零售銷售活動已推遲至2022年下半年，而2022年商品交易活動從2022年3月推遲到5月底，彼時上海地區客戶因疫情影響未能參會，令參與者人數減少。因此，與2021年上半年相比，2022年上半年數據驅動發佈及活動的收入減少約53.0%至人民幣21.02百萬元。

得益於本集團結構良好的業務模式，數據洞察解決方案及SaaS強勁的收入增長抵銷了數據驅動發佈及活動分部的收入跌幅，結果本集團的總收入持續增長，由2021年上半年約人民幣106.98百萬元增加約13.3%至2022年上半年約人民幣121.21百萬元。

2022年亦是本集團業務發展值得期待的一年。認識到SaaS市場有更大潛力，加上大數據、人工智能技術及雲計算在增強競爭優勢方面的重要性日益提高，本集團已決定大力投資於本集團的SaaS分部和整體技術平台－Sinohealth Engine及大數據和人工智能實驗室。和2021年6月30日相比，本集團增聘130多名或增加約26%的員工，以壯大SaaS團隊，提升技術研發能力。因此，本集團於2022年上半年的僱員福利開支、營銷開支和研發開支較2021年上半年大幅增加，導致毛利率從2021年上半年約58.0%下降至2022年上半年約46.7%，而純利及經調整純利分別減少至2022年上半年約人民幣5.29百萬元及約人民幣9.48百萬元。然而，本公司認為該等額外開支是本集團未來發展所需的重要投資，相信該等投資可轉化為增強的競爭力及未來收入增長。

## Business Overview and Outlook 業務概覽及展望

Corporate governance is the key driver underpinning a company's sustainable development. The Company has formed a diligent and competent Board of Directors with independent non-executive directors accounting for half of the Board. The Company has established its internal control and risk management framework and has enhanced its efforts in the internal control and risk management area. The Company has also appointed a specific team to conduct information disclosure and investor relations activities so as to ensure accurate, timely, fair and transparent disclosure of the Company's information and to build a professional relationship with the investor community.

### OUTLOOK FOR SECOND HALF OF 2022

Looking into the second half of 2022, the Group will take the following development strategies and businesses initiatives so as to ensure the stable business development and to consolidate its leading position in the Chinese medical products and channels market: (i) continue to enhance the leading position of the Group's SaaS products in pharmacies - that is, expand the installation base and the number of users of Smart Retail Cloud's SIC system, and introduce smart consultation for medical treatment and smart management of patients with chronic diseases; (ii) enhance the commercialisation of the Group's innovative products, especially the full version of Smart Decision Cloud, the AI-MDT system of Smart Health Management Cloud and the patient full-course smart management system of Smart Medical Cloud, so as to increase the Group's market share in the medical products and channels market; (iii) continue to invest in products and technological innovation; (iv) continue to expand the Group's client base; and (v) consider investment acquisitions to establish a closed loop value chain for the Group's digital services in the healthcare sector.

In terms of Data Insight Solutions, the Group will launch new products and services to meet the new needs of customers, including developing DTP pharmacy data insights, e-commerce market insights (including O2O and B2C) and county market insights to meet customer needs, and attracting more customers to use the Group's products and services through accurate match, so as to promote the growth of the Data Insights Solutions segment.

In terms of Data-driven Publications and Events, the Group will hold more industry events in the second half of 2022 and increase the types and the number of new participants as well as the value and scenario of interaction between new participants, to meet potential market demand and stabilise the revenue of this business segment. The Group has started the construction of an online event platform and will operate it on a long-term basis, not just only for the event period. The platform will also digitise the behavior during the events so as to achieve more accurate connections and higher efficiency. The Group will also cultivate the industry events related to health management and health technology so as to enrich the Group's industry ecosystem resources and support the further expansion of the Group's business.

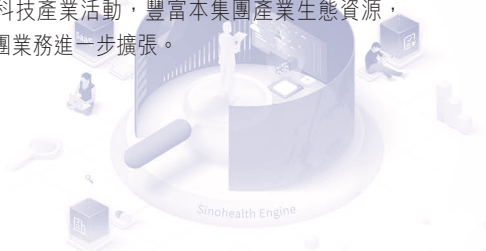
企業管治是公司可持續發展的關鍵驅動力。本公司已組成勤勉盡職、精明能幹的董事會，其中獨立非執行董事佔董事會成員的半數。本公司已建立內部控制及風險管理框架，並不斷加強內部控制及風險管理工作。本公司亦已委派專門團隊開展信息披露和投資者關係活動，以確保本公司信息的準確、及時、公平及具透明度的披露，並與投資者社群建立專業的關係。

### 2022年下半年展望

2022年下半年，本集團將採取以下發展戰略及業務舉措，以確保業務穩健發展和鞏固於中國醫療產品及渠道市場的領先地位：(i)繼續擴大本集團在藥店端SaaS產品的領先優勢－即擴大智慧零售雲SIC系統安裝基數及使用人數，導入就醫智能諮詢和慢病患者智能管理功能；(ii)加大創新產品特別是智慧決策雲全功能版本、智慧健康管理雲的「AI-MDT」系統和智慧醫療雲的「智慧全病程管理系統」的商業化，以提升本集團在醫療產品及渠道市場的市場佔有率；(iii)繼續投資於產品和技術創新；(iv)繼續擴大本集團的客戶群；及(v)開始開展投資收購，建立本集團在健康領域數字化服務的閉環。

在數據洞察解決方案方面，本集團將推出新的產品和服務來滿足客戶新的需求，包括開發DTP藥房數據洞察、電商市場洞察（包括O2O和B2C）和縣域市場洞察等產品來滿足客戶的需求，以精準匹配來吸引更多的客戶使用本集團的產品和服務，促進數據洞察解決方案分部的增長。

在數據驅動發佈及活動方面，本集團將於2022年下半年舉辦更多的產業活動，增加新的生態參與者類型和數量以及新的生態參與者之間的交互價值和場景，以滿足潛在市場需求和穩定其業務分部收入。本集團開始建設線上活動平台並長期運營，不僅限於活動期間，以及將活動期間的行為數字化，實現更精準的連接和更高的效率。本集團還將培育健康管理產業活動、健康科技產業活動，豐富本集團產業生態資源，支持本集團業務進一步擴張。



## Business Overview and Outlook 業務概覽及展望

In terms of SaaS, the Group will continue to invest in SaaS products to enhance its functionality, performance and user experience, and will continue to accelerate the commercialisation of its SaaS products. More specifically, the Group will further update and launch the upgraded SIC system as well as improve the Smart Decision Cloud portfolio, including adding e-commerce data to the CHIS database and extending CHIS services to investment institutions, adding off-line consumer decision model into LinkedSee, enhancing the data interaction capability of Pharmacy Connect, and launching a new product Smart Analysis Cloud soon. The Group has fully launched its Smart Health Management Cloud product AI-MDT to the market and will continue to expand the comprehensive cooperation with public hospital physical examination centers and private physical examination institutions. The Group has also launched the fully completed patient full-course smart management system - Smart Medical Cloud late this August, which will greatly help hospitals enhance their patient service capabilities and build disease predication model based on real world data.

Finally, the Group will continue to invest in big data, cloud computing and AI technologies and build its technological strengths in health data governance to support its business segments and to assist in the development of more competitive SaaS and aPaaS products so as to be widely applied to the Group's partnering pharmacies, physical examination institutions and medical institutions. The Group will also take various measures, such as enhancing relationship and cooperation with key clients, building technological cooperation with external institutes and seeking strategic acquisition and alliances opportunities, so as to further enhance its technological strengths and raise its market share.

在SaaS業務方面，本集團將繼續投資於SaaS產品以加強其功能、性能及使用體驗，並將繼續加快其SaaS產品的商業化。具體而言，本集團將進一步更新並推出升級版SIC以及完善智慧決策雲產品組合，包括在CHIS資料庫中加入電子商務資料，並將CHIS服務擴展至投資機構、將離線消費者決策模型添加至領西、增強藥店通的數據交互功能，以及即將推出新產品智慧分析雲。本集團的智慧健康管理雲產品AI-MDT已經全面推向市場，並將繼續拓展與公立醫院體檢中心、民營體檢機構的全面合作。本集團亦已於8月下旬推出已全部完成的患者全病程智能管理系統－智慧醫療雲，將極大地幫助醫院提升患者服務能力，並建立基於真實世界數據的疾病預測模型。

最後，本集團將繼續投資於大數據、雲計算及人工智能技術，全力打造健康大數據治理技術優勢，以支援其業務分部和協助開發更具競爭力的SaaS及aPaaS產品並廣泛應用於本集團已經擁有網路優勢的藥店、體檢機構和醫療機構。本集團還將採取各種措施，例如加強與主要客戶的關係和合作、與外部機構建立技術合作以及尋求戰略收購和結盟機會，務求進一步提升技術能力優勢和提高市場份額。

# Management Discussion and Analysis

## 管理層討論及分析

### BUSINESS PERFORMANCE

#### The Group's Business Model

The Group's business model is supported by three core pillars, namely, (i) Sinohealth Engine (the Group's technology and data platform supporting all of the Group's business segments which improves product development efficiency and consistency through a cluster of common application modules and technologies); (ii) Healthcare Industry Participant Networks (consisting of various sizeable and revenue-generating events and Media Channels organised and managed by the Group to provide business and networking opportunity to participants, promote the Group's offerings and understand business needs for new product development); and (iii) Big Data & AI Lab (the Group's research and development team which supports the Group's technologies through internal research efforts and collaboration with external parties with a focus on data and AI technologies and feeds the Group's well-developed technologies to Sinohealth Engine).

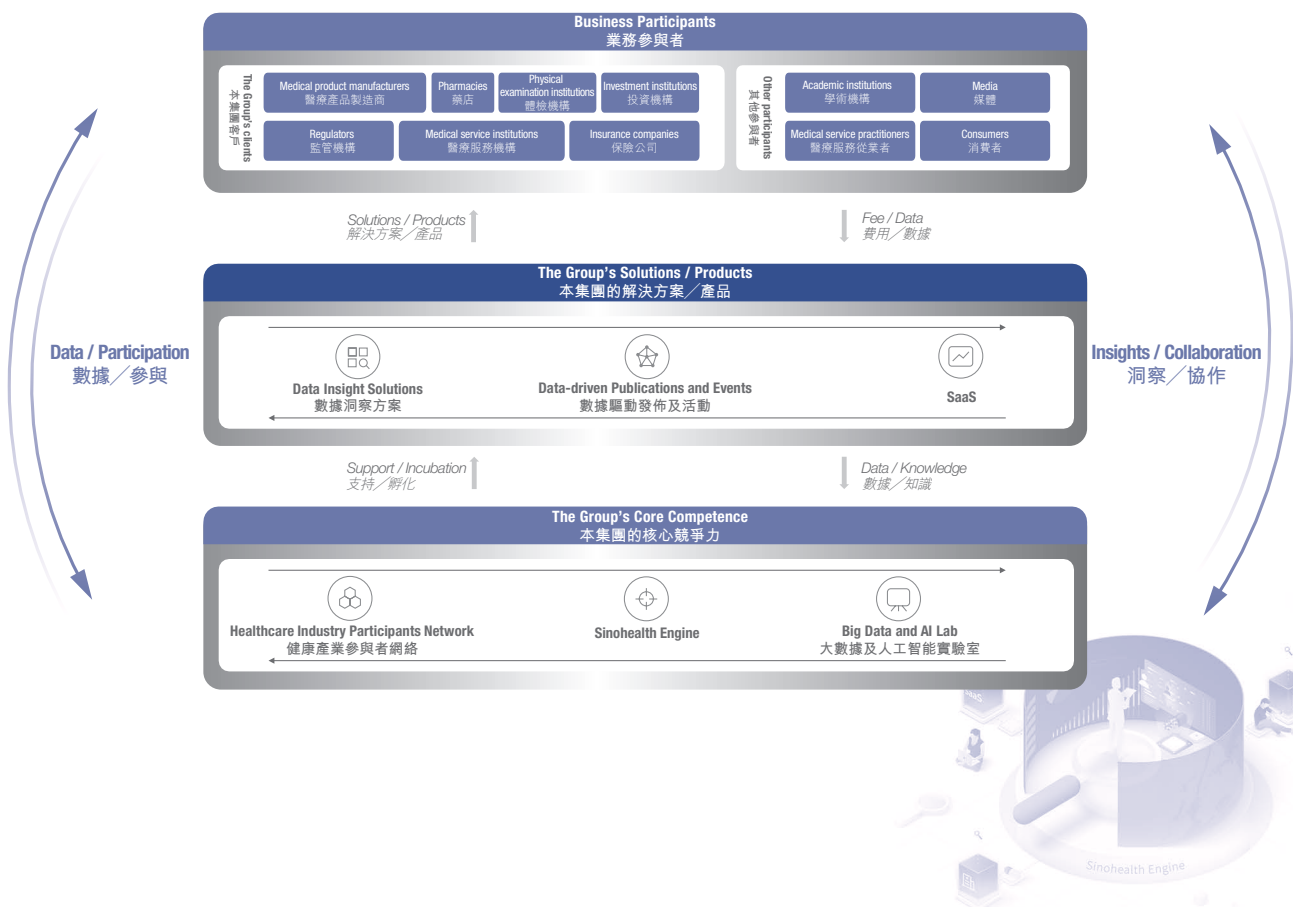
With big data, AI and cloud computing as core technology capabilities and the healthcare industry ecological platform as the engine for resource consolidation and market transformation, the Group provides digital and intelligent solutions for the development of out-of-hospital market of the healthcare industry through data insight solutions, data-driven publications and events and SaaS products.

### 業務表現

#### 本集團的業務模式

本集團的業務模式由三大核心支柱支撐，即：(i) Sinohealth Engine (本集團的技術與數據平台，透過一組通用應用模塊及技術支持本集團所有的業務分部及提高本集團的產品開發效率及一致性)；(ii) 健康產業參與者網絡 (包括本集團的組織及管理，為參與者提供業務及連接機會，推廣本集團的產品並了解對新產品開發的業務需求的多個產生收入的大型活動及媒體渠道)；及(iii) 大數據和人工智能實驗室 (透過內部研究工作及與外部各方合作支持本集團專注於數據及人工智能的技術及向Sinohealth Engine提供完善的技術的研發團隊)。

以大數據、人工智能及雲計算為核心技術能力，並以健康產業生態平台為資源整合和市場轉型的引擎，本集團通過數據洞察解決方案、數據驅動發佈及活動以及SaaS產品，為健康產業的院外市場發展提供數字化和智能化的解決方案。



## Management Discussion and Analysis 管理層討論及分析

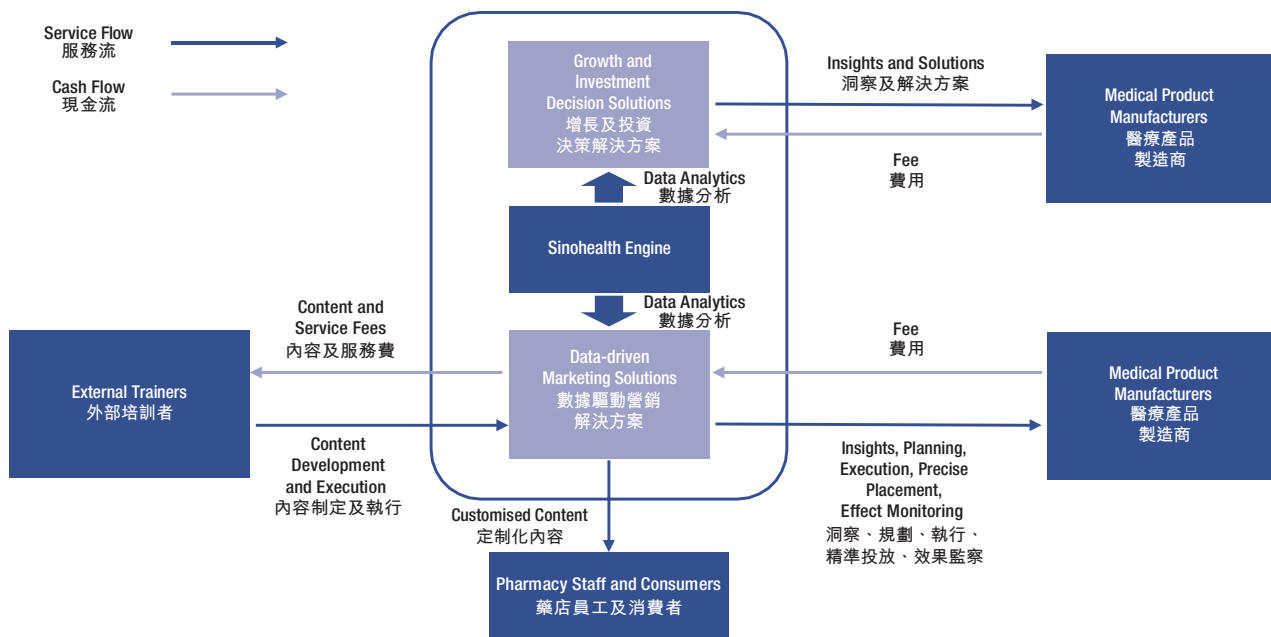
### How the Group Creates Value for Medical Product Providers in Their Operations in the Out-of-hospital Market 本集團如何為醫療產品供應商在其營運及院外市場中創造價值



### Data Insight Solutions

### 數據洞察解決方案

#### Data Insights Solutions Business Model 數據洞察解決方案業務模式



## Management Discussion and Analysis 管理層討論及分析

Revenue from Data Insight Solutions amounted to approximately RMB83.55 million in the first half of 2022, representing an increase of approximately 64.3% as compared to the same period in 2021, with its contribution to the total revenue increased to approximately 68.9% in the first half of 2022 from approximately 47.5% in the first half of 2021.

The continuous revenue growth in Data Insight Solutions was mainly driven by the continuous increase in the number of corporate clients and the average revenue recognised per contract. In the first half of 2022, the Group has proactively expanded its client base into the DTP pharmacies and e-commerce market in response to the trend of accelerated new drug launches and the development of e-commerce. This initiative stimulated the increase in the number of its corporate clients by 29 to 286 in the first half of 2022, thereby facilitating the growth of this business segment.

Meanwhile, the average revenue recognised per contract increased to approximately RMB177 thousand in the first half of 2022 as compared with approximately RMB145 thousand in the first half of 2021. As at 30 June 2022, 213 backlog contracts remained outstanding and approximately RMB101.48 million were expected to be completed and recognised as segment revenue for the second half of 2022, and the Group expects that more new contracts are on the way in the second half of 2022.

數據洞察解決方案於2022年上半年的收入約為人民幣83.55百萬元，較2021年同期增長約64.3%，對總收入的貢獻由2021年上半年的約47.5%上升至2022年上半年的約68.9%。

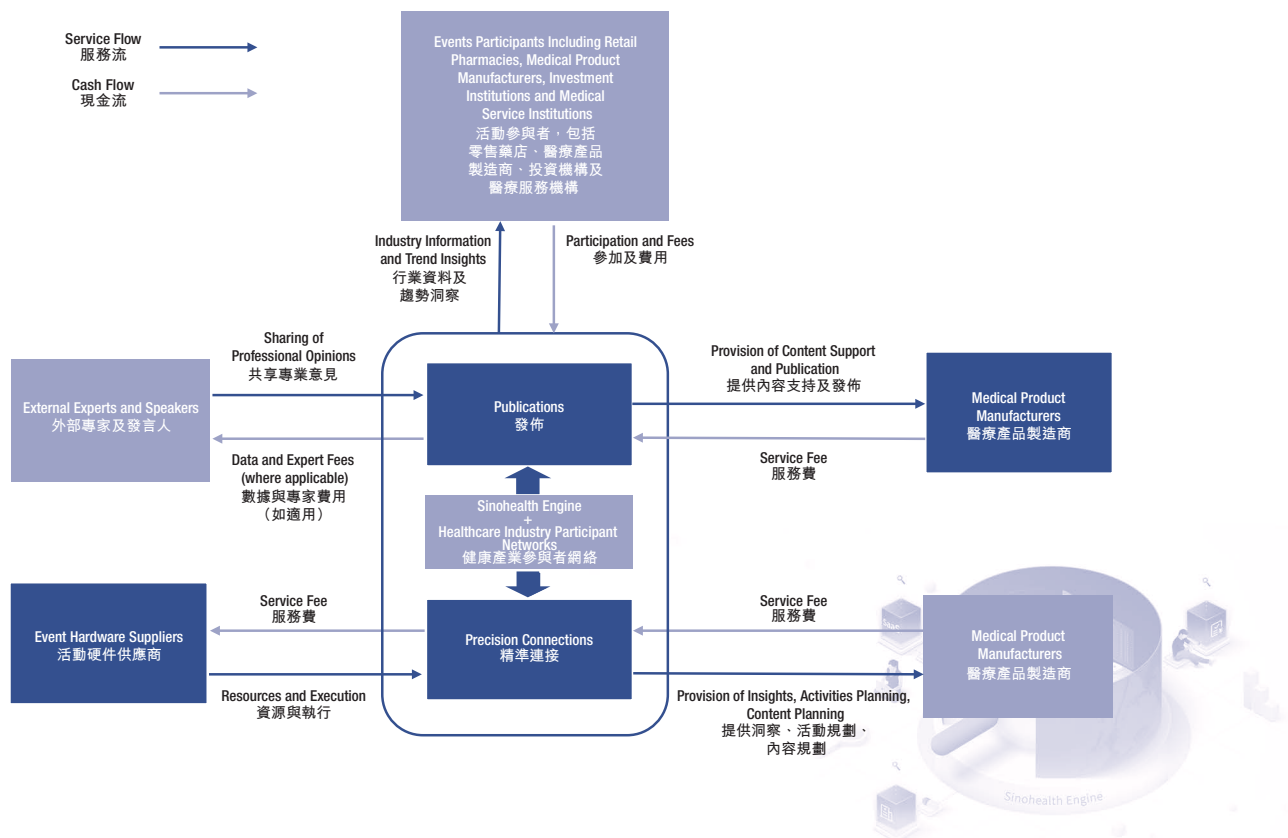
數據洞察解決方案的收入持續增長，主要是受企業級客戶、所獲合同及平均每份合同收入確認金額持續增加所帶動。於2022年上半年，本集團順應新藥上市加快和電子商務發展的趨勢，積極將客戶群拓展至DTP藥店及電子商務市場。此舉帶動2022年上半年企業級客戶數目增加29家至286家，從而促進此業務分部的增長。

同時，2022年上半年的每份合同已確認平均收入增加至約人民幣17.7萬元，而2021年上半年約為人民幣14.5萬元。截至2022年6月30日已有213份未結合同、對應約人民幣101.48百萬元合同金額將於2022年下半年執行並被確認為分部收入，而本集團預計2022年下半年將新增更多新合同。

### Data-driven Publications and Events

### 數據驅動發佈及活動

#### Data-driven Publications and Events Business Model 數據驅動發佈及活動業務模式



## Management Discussion and Analysis 管理層討論及分析

Revenue from Data-driven Publications and Events amounted to approximately RMB21.02 million in the first half of 2022, representing a decrease of approximately 53.0% as compared to the same period in 2021, with its contribution to the total revenue declined to approximately 17.3% in the first half of 2022 from approximately 41.8% in the first half of 2021.

Such decrease was mainly due to the outbreak of the COVID-19 epidemic. Under the tightened measures against the outbreak of omicron coronavirus, the Group postponed the 2022 Retail Sales Event to the second half of 2022 and delayed the 2022 Merchandise Trading Event. Even though the Group managed to hold the 2022 Merchandise Trading Event in the end of May 2022, the attendees dropped substantially since clients from Shanghai could not attend due to the epidemic. In addition, the Group also had to postpone other offline events, such as precision marketing campaigns launched in pharmacy stores, onsite training and other smaller scale events, and rearranged for some of them to be held online instead. All of these postponements and cancellations had impacted the revenue from the Group's Data-driven Publications and Events segment. For further details, please refer to the paragraphs headed "Summary – Recent Developments" and "Risk Factors – The COVID-19 pandemic presents challenges to our business and the effects of the pandemic could adversely affect our business, financial condition and results of operations" in the Prospectus.

With the COVID-19 epidemic more or less under control in the recent months, the Group has been working on plans to hold more industry events in the coming months, including the Group's flagship 2022 Industry Prospect Event on Hainan Island in September 2022, aiming to satisfy the demands affected by the COVID-19 epidemic.

數據驅動發佈及活動業務分部於2022年上半年的收入約為人民幣21.02百萬元，較2021年同期減少約53.0%，對總收入的貢獻由2021年上半年的約41.8%下降至2022年上半年的約17.3%。

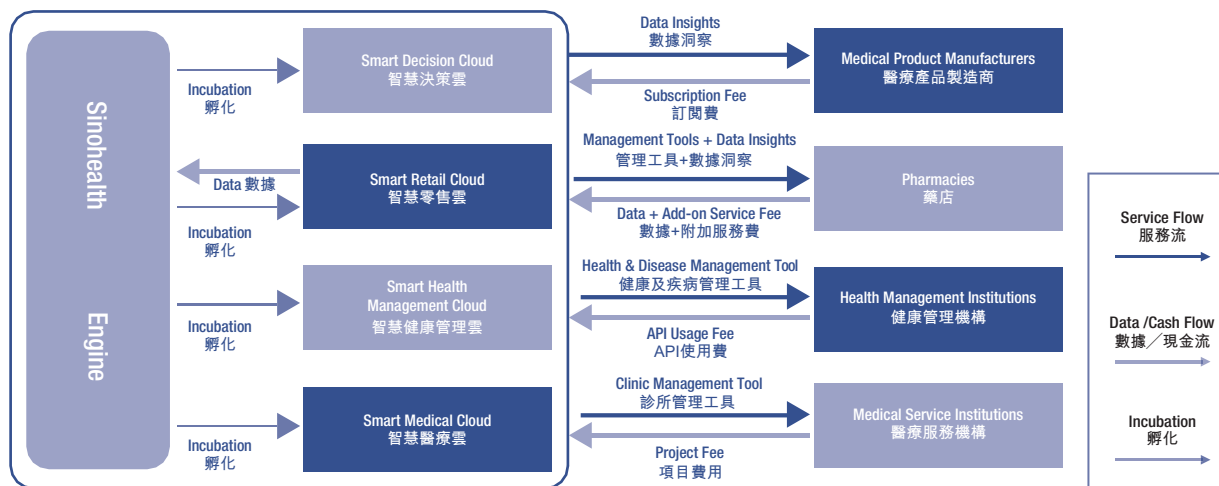
上述減少主要是由於爆發COVID-19疫情所致。在針對omicron冠狀病毒爆發的收緊措施下，本集團將2022年零售銷售活動推遲至2022年下半年及延遲舉辦2022年商品交易活動。儘管本集團於2022年5月底成功舉辦了2022年商品交易活動，但受到疫情影響，上海地區客戶未能參會，令參與人數出現較大幅度下跌。此外，本集團亦已推遲其他線下活動，例如在藥店開展的精準營銷活動、現場培訓及其他較小規模的活動，並已重新安排部分活動改為在線上舉行。上述所有延遲及取消均影響本集團的數據驅動發佈及活動業務分部的收入。有關進一步詳情，請參閱招股章程內「概要 – 近期發展」及「風險因素 – COVID-19疫情為我們的業務帶來挑戰，而疫情的影響可能會對我們的業務、財務狀況及經營業績產生不利影響」各段落。

隨著近幾個月COVID-19疫情大致受控，本集團經已制定計劃，打算於未來數月舉辦更多產業活動，包括本集團於2022年9月在海南島舉辦本集團的旗艦活動 – 2022年產業前景活動，務求滿足受COVID-19疫情影響的各方需求。

Management Discussion and Analysis  
管理層討論及分析

SaaS

SaaS

SaaS Business Model  
SaaS業務模式

Revenue from SaaS amounted to approximately RMB16.64 million in the first half of 2022, representing an increase of approximately 45.8% as compared to the same period in 2021, with its contribution to the total revenue rose to approximately 13.8% in the first half of 2022 from approximately 10.7% in the first half of 2021.

Leveraging on its big data capability and modularised technology contained in Sinohealth Engine, the Group has successfully developed a series of SaaS products namely Smart Decision Cloud for medical product manufacturers, Smart Retail Cloud for pharmacies, Smart Health Management Cloud for health management institutions, and Smart Medical Cloud for medical service institutions. With the enhanced selling and marketing efforts, the Group has significantly expanded its corporate client base in the recent years and is steadily turning its SaaS products into revenue generating assets for the Group.

More specifically, as at 30 June 2022, more than 1,100 retail pharmacies and over 50,000 stores signed up to the Smart Retail Cloud's SIC service, representing an increase of approximately 35% and approximately 36%, respectively, as compared with 30 June 2021; 28 medical service institutions and physical examination institutions signed up to the Smart Healthcare Management Cloud, an increase of 22 in the first half of 2022; and Smart Medical Cloud signed 4 new medical service institutions in the first half of 2022 with the total number of medical service institutions reaching 6 as at 30 June 2022.

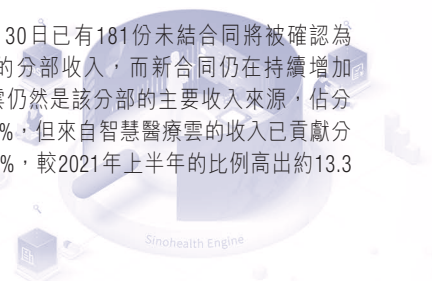
As at 30 June 2022, 181 backlog contracts remained outstanding and were expected to be recognised as segment revenue for the second half of 2022 with more new contracts coming on the way. Smart Decision Cloud still generated the dominant revenue for the segment, accounting for approximately 72.8% of the segment revenue, but the revenue generated from Smart Medical Cloud already contributed to approximately 17.8% of the segment revenue, approximately 13.3 percentage points higher than that of the first half of 2021.

SaaS於2022年上半年的收入約為人民幣16.64百萬元，較2021年同期增長約45.8%，對總收入的貢獻由2021年上半年的約10.7%上升至2022年上半年的約13.8%。

憑藉大數據能力及Sinohealth Engine中含有的模塊化技術，本集團成功開發了一系列SaaS產品，即面向醫療產品製造商的智慧決策雲、面向藥店的智慧零售雲、面向健康管理機構的智慧健康管理雲，以及面向醫療服務機構的智慧醫療雲。隨著加大銷售和營銷力度，本集團近年已大幅擴展企業級客戶基礎，而其SaaS產品將逐步成為可觀的收入來源。

具體而言，截至2022年6月30日，超過1,100家零售藥店及超過50,000家門店已簽約使用智慧零售雲的SIC服務，較2021年6月30日分別增長約35%及約36%；28家醫療服務機構及體檢機構已簽約使用智慧健康管理雲，2022年上半年增加22家；而智慧醫療雲已於2022年上半年獲4家新醫療服務機構簽約，於2022年6月30日醫療服務機構總數達到6家。

截至2022年6月30日已有181份未結合同將被確認為2022年下半年的分部收入，而新合同仍在持續增加中。智慧決策雲仍然是該分部的主要收入來源，佔分部收入的約72.8%，但來自智慧醫療雲的收入已貢獻分部收入的約17.8%，較2021年上半年的比例高出約13.3個百分點。





## Management Discussion and Analysis

### 管理層討論及分析

#### Partnering Pharmacies and Participant Networks

#### 合作藥店及參與者網絡

		As at 30 June 2022 截至2022年 6月30日	As at 30 June 2021 截至2021年 6月30日	YoY Change 同比變動
Number of Partnering Pharmacies	合作藥店數目	1,257	933	34.7%
Number of Stores Covered by Partnering Pharmacies	合作藥店覆蓋的門店數目	63,234	45,591	38.7%
Pharmacy Staff Using SIC Mobile App	使用SIC移動應用程序的藥店員工人數	192 thousand 19.2萬	150 thousand 15.0萬	28.0%
Pharmacy Consumers Managed by Pharmacies through SIC	藥店通過SIC管理的藥店消費者人數	231 million 231百萬	130 million 130百萬	77.7%

Data collection and industry networks are the basis of the Group's business model. The Group attaches great importance to its partnering pharmacies to collect retail data and to build the Group's key data middleware "Tiangong No.1". The Group adopts two approaches to develop its partnering pharmacies, one is to enter into CMH Cooperation Agreements and Non-disclosure Agreements for data cooperation, and the other is to enter into SIC Services Agreements for data cooperation. As compared with 30 June 2021, the Group signed 324 new retail pharmacies, representing 17,643 retail stores. As at 30 June 2022, the Group signed 1,257 retail pharmacies, representing 63,234 retail stores in 29 provinces and 299 cities, accounting for approximately 11% of the total pharmacy stores in China. As at 30 June 2022, the pharmacy staff using SIC mobile app reached approximately 192 thousand and the pharmacy consumers managed by the pharmacies through SIC reached approximately 231 million, representing a year-on-year increase of approximately 28.0% and approximately 77.7% respectively.

The Group has built extensive industry connections through its Healthcare Industry Participant Networks. Its well-recognised industry events and media channels enable interaction and dialogs amongst a wide range of industry participants such as pharmacies, medical product manufacturers, investment institutions, experts and media, not only assisting the Group's clients in promoting their brands and products, but also helping the Group itself establish network with industry participants, collect industry data and promote its solutions and products. In the first half of 2022, the Group's flagship Merchandise Trading Event and Retail Sales Event were negatively impacted by the COVID-19 epidemic, and the Group plans to hold additional events in the second half of 2022 to meet potential market demand affected by the COVID-19 epidemic.

數據採集及產業網絡是本集團業務模式的基礎。本集團非常重視合作藥店，以採集零售數據和建立本集團的關鍵數據中台「天宮一號」。本集團採用兩種方式來建立合作藥店，其中一種方式是簽訂有關數據合作的CMH合作協議及保密協議，另外是簽訂有關數據合作的SIC服務協議。和2021年6月30日相比，本集團新簽324家零售藥店，覆蓋17,643家零售門店。截至2022年6月30日，本集團簽約1,257家零售藥店，覆蓋29個省及299個城市的63,234家零售門店，佔中國藥店總數約11%。截至2022年6月30日，使用SIC移動應用程序的藥店員工人數達到約19.2萬人，藥店通過SIC管理的藥店消費者人數達到約231百萬人，同比分別增長約28.0%和約77.7%。

本集團通過其健康產業參與者網絡建立了廣泛的產業聯繫。其廣受認可的產業活動及媒體渠道使藥店、醫療產品製造商、投資機構、專家及媒體等廣泛的產業參與者可進行互動和對話，不僅可幫助本集團客戶推廣其品牌及產品，並且有助本集團自身與產業參與者建立網絡、採集產業數據及推廣其解決方案和產品。於2022年上半年，本集團的旗艦商品交易活動及零售銷售活動受到COVID-19疫情的不利影響，而本集團計劃於2022年下半年舉辦更多活動，以滿足受COVID-19疫情影響的潛在市場需求。

## Management Discussion and Analysis 管理層討論及分析

### Data Technology and Data Governance

Data technology and data governance are the core of the Group's competitiveness. The Group's technology and data platform Sinohealth Engine, comprising of a large number of application modules and technologies developed by the Group's Big Data & AI Lab as well as the Group's data middleware "Tiangong No.1", supports all of the Group's business segments. Big Data and AI Lab is the heart of the Group's R&D activities and the key driver underpinning the Group's promising SaaS products and aPaaS products. In the first half of 2022, the Group invested heavily in R&D efforts and proactively promoted the development and commercialisation of the Group's proprietary aPaaS offering.

Good data governance guards data security and data privacy. The Company places strong emphasis on complying with national standards required by the applicable PRC laws and regulations relating to cyber security and personal data. The Company has developed and implemented comprehensive internal policies and measures to standardise the handling and management of data to ensure the security, confidentiality and integrity of the data the Group gains access to and the stability and reliability of the Group's solutions and products, and to ensure user privacy and data security and to comply with applicable cybersecurity and data privacy laws and regulations.

The Group's efforts in data technology and data governance have been recognised by the relevant authorities. WFOE, a subsidiary of the Company, successfully obtained a Certificate of Guangzhou Big Data Artificial Intelligence Enterprise Database Registration (廣州市大數據人工智能企業庫登記證書) issued by Guangzhou Artificial Intelligence Industry Development Promotion Association (廣州市人工智能產業發展促進會) in February 2022. Sinohealth Information has just received a series of the ISO certifications on information technology, information security and information privacy, indicating the Group's strong capability and high standard to provide customers with big data processing, privacy information management and system operation services.

### Employees and Remuneration Policy

As at 30 June 2022, the Group had a total number of 673 employees (as at 30 June 2021: 535). For the six months ended 30 June 2022, the Group recognised staff costs of approximately RMB72.19 million, representing an increase of approximately 28.1% as compared to the same period in 2021.

The increase in the number of employees of the Group during the first half of 2022 was primarily due to the Group's expansion of the solutions and products team and research and development team in response to the Group's business needs. As at 30 June 2022, 28, 54 and 111 of the Group's employees possessed medical expertise, medicine expertise and computer science expertise, respectively. The Group's specialised talents have more than six years' industrial experience on average.

### 數據技術及數據治理

數據技術及數據治理是本集團競爭力的核心所在。本集團的技術與數據平台Sinohealth Engine，由本集團的大數據和人工智能實驗室開發的大量應用模塊和技術以及本集團數據中台「天宮一號」組成，支持本集團所有業務分部。大數據和人工智能實驗室是本集團研發活動的核心，也是本集團具光明前景的SaaS產品及aPaaS產品背後的主要驅動力。於2022年上半年，本集團大力投資於研發，積極推動本集團專有的aPaaS產品的開發和商業化。

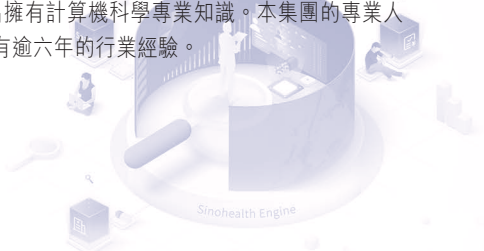
良好的數據治理可保障數據安全與數據隱私。本公司非常重視遵守適用的中國法律及法規所要求有關網絡安全及個人數據的國家標準。本公司已制定並實施全面的內部政策及措施，以規範數據處理及管理，從而確保本集團訪問的數據具有安全性、機密性和完整性，以及本集團的解決方案及產品具有穩定性和可靠性，並且確保用戶隱私及數據安全和遵守適用的網絡安全及數據隱私法律及法規。

本集團在數據技術及數據治理方面的努力獲得有關部門的認可。本公司的附屬公司WFOE於2022年2月成功獲廣州市人工智能產業發展促進會頒授廣州市大數據人工智能企業庫登記證書。中康資訊剛獲得有關信息技術、信息安全及信息隱私方面的一系列ISO認證，顯示本集團為客戶提供大數據處理、隱私信息管理及系統運營服務的強大能力和高標準。

### 僱員及薪酬政策

截至2022年6月30日，本集團共有673名員工（截至2021年6月30日：535名）。截至2022年6月30日止六個月，本集團確認員工成本約人民幣72.19百萬元，較2021年同期上升約28.1%。

本集團於2022年上半年的員工數目增加，主要由於本集團為應對業務需要而擴大解決方案及產品團隊以及研發團隊所致。截至2022年6月30日，本集團的員工中分別有28名擁有醫學專業知識、54名擁有醫藥專業知識及111名擁有計算機科學專業知識。本集團的專業人才平均擁有逾六年的行業經驗。



## Management Discussion and Analysis

### 管理層討論及分析

The following table sets forth the aggregate number of employees, categorised by function, and the percentage of each category of the Group's total employees as at 30 June 2022.

下表載列截至2022年6月30日按職能分類的員工總數，以及各類員工佔員工總數的百分比。

Function	職能	Number 人數	Percentage of Total 佔總人數的百分比
Solutions and Products	解決方案及產品	270	40.1%
Research and Development	研發	251	37.3%
Sales and Marketing	銷售和營銷	89	13.2%
General and Administrative	總務與行政	63	9.4%
Total	總計	673	100.0%

The Group embraces diversity and focuses on equal opportunity during its recruitment process. The Group also highly values employees and places an emphasis on the development of employees. In order to advance the skills and knowledge of the employees as well as to explore new potential from within the Group's workforce, the Group invests in continuing education and training programs for the management and other staff members to update their skills and knowledge periodically. Generally, the Group's training focuses on matters relating to the operations, technical knowledge, intellectual property protection and work safety standards. The Group has also established various internal professional committees with themes such as pharmacy and medicine, data and technology, and industry development, to promote the employees' professional development and encourage exchange of information.

在招聘過程中，本集團主張多元性，並重視平等機會。本集團亦高度重視員工及員工發展。為了提升員工的技能和知識，發掘員工的新潛力，本集團為管理層和其他員工提供繼續教育和培訓項目，以定期更新他們的技能和知識。一般來說，本集團的培訓主要注重與本集團的運營、技術知識、知識產權保護和工作安全標準相關的事項。本集團亦建立以藥學和醫學、數據和技術、行業發展等為主題的多個內部專業委員會，以促進員工的專業發展和鼓勵信息交流。

The remuneration package of the Group's employees includes basic salary, performance bonuses and allowances. The Group determines employee remuneration based on factors such as competency, performance, qualifications, expertise and years of experience. The Group typically enters into employment contracts and confidentiality agreements with the employees.

本集團員工的薪酬待遇包括基本工資、績效獎金和津貼。本集團根據能力、表現、資歷、專業知識和工作經驗等因素釐定員工薪酬。本集團通常與員工簽訂僱傭合約和保密協議。

The Group participates in and makes contributions to housing funds and social insurance contribution plans organised by the relevant local municipal and provincial governments, including pension, medical insurance, unemployment insurance, work-related injury insurance, maternity insurance, and housing fund plans.

本集團參加並繳納當地省及市政府組織的住房公積金及社會保險供款計劃，包括養老保險、醫療保險、失業保險、工傷保險、生育保險、以及住房公積金計劃。

In addition, to provide incentive or reward to eligible persons for their contribution to, and continuing efforts to promote the interests of the Group, the Company has adopted the Share Option Scheme.

此外，為了激勵或獎勵對本集團作出貢獻及持續努力促進本集團利益的合資格人士，本公司已採納購股權計劃。

## Management Discussion and Analysis 管理層討論及分析

### FINANCIAL REVIEW

#### Revenue and Other Income and Gains

The Group recorded revenue of approximately RMB121.21 million in the first half of 2022, representing an increase of approximately 13.3% as compared with the same period of last year. Driven by Data Insight Solutions and SaaS segments, the Group's total revenue continued to increase despite of the decrease in revenue from Data-driven Publications and Events under the tightened measures against the COVID-19 epidemic.

In addition to the revenue generated from the Group's three major business segments, the Group also recorded other income and gains of approximately RMB10.86 million in the first half of 2022, representing a decrease of approximately 38.0% as compared with the same period of 2021, mainly due to a falling government grants from approximately RMB10.93 million in the first half of 2021 to approximately RMB3.79 million in the first half of 2022. Government grants, fair value gains on financial assets and investment income from financial assets contributed most to the Group's other income and gains, accounting for approximately 34.9%, 31.5% and 26.2% of the other income and gains, respectively.

#### Costs and Expenses

Cost of sales amounted to approximately RMB64.56 million in the first half of 2022, representing a year-on-year increase of approximately 43.5%. The increase in cost of sales was mainly due to the rising staff costs and marketing expenses.

Selling and distribution expenses, mainly employee benefits expenses for employees engaged in sales and marketing function and travelling and business development expenses in relation to offline marketing campaigns and client relationship, amounted to approximately RMB15.10 million in the first half of 2022, representing a year-on-year increase of approximately 39.6%, mainly because the Group expanded its SaaS marketing team and efforts to promote its SaaS products and services.

Administrative expenses amounted to approximately RMB18.73 million in the first half of 2022, representing a year-on-year decrease of approximately 20.2%, mainly due to a decrease in listing expenses partially offset by an increase in employee benefits expenses.

Research and development expenses amounted to approximately RMB28.52 million in the first half of 2022, representing a year-on-year increase of approximately 18.4%. Such increase was mainly due to the addition of research and development staff as part of the Group's effort to enhance its research and development capabilities in the past year.

### 財務回顧

#### 收入及其他收入及收益

本集團於2022年上半年錄得收入人民幣約121.21百萬元，較去年同期增加約13.3%。儘管在針對COVID-19疫情的收緊措施下，數據驅動發佈及活動的收入減少，但在數據洞察解決方案及SaaS分部的帶動下，本集團的總收入持續增加。

除本集團三大業務分部產生的收入外，本集團於2022年上半年亦錄得其他收入及收益約人民幣10.86百萬元，較2021年同期減少約38.0%，主要由於政府補助由2021年上半年約人民幣10.93百萬元減少至2022年上半年約人民幣3.79百萬元所致。政府補助、金融資產的公平值收益及金融資產的投資收入對本集團其他收入及收益作出最大貢獻，分別佔其他收入及收益約34.9%、31.5%及26.2%。

#### 成本及開支

2022年上半年銷售成本約為人民幣64.56百萬元，同比增長約43.5%。銷售成本增加，主要由於員工成本及營銷開支增加所致。

銷售及分銷開支主要是負責銷售和營銷職能的員工的僱員福利開支以及與線下營銷活動和客戶關係相關的差旅及業務發展開支，於2022年上半年約為人民幣15.10百萬元，同比增加約39.6%，主要是由於本集團擴充其SaaS營銷團隊，並加大力度推廣其SaaS產品及服務所致。

2022年上半年行政開支約為人民幣18.73百萬元，同比減少約20.2%，主要由於上市開支減少所致，其中部分被僱員福利開支增加所抵銷。

2022年上半年研發開支約為人民幣28.52百萬元，同比增加約18.4%。上述增加主要由於本集團於過去一年努力加強研發能力、增聘研發人員所致。



## Management Discussion and Analysis 管理層討論及分析

### Gross Profit, Profit before Tax and Net Profit

The Group's gross profit amounted to approximately RMB56.65 million in the first half of 2022, representing a decrease of approximately 8.6% as compared with the first half of 2021. The rapidly rising cost of sales led to a decline in gross profit despite of a rising revenue. As a result, the Group's gross margin decreased to approximately 46.7% in the first half of 2022 from approximately 58.0% for the same period in 2021.

The Group's tax credit in the first half of 2022 was approximately RMB1.36 million. The provision for current income tax is mainly based on a statutory tax rate of 25%. The Group would be able to enjoy a reduced tax rate in 2022 subject to the successful application for the recognition as a high and new technology enterprise by WFOE.

With the lower gross profit and the higher expenses, the Group's net profit declined by approximately 57.2% to approximately RMB5.29 million in the first half of 2022 as compared with the first half of 2021.

### Non-HKFRS Measure

To supplement the Group's consolidated financial statements which are presented in accordance with HKFRS, the Group also presents adjusted net profit as an additional financial measure, which is not required by, nor presented in accordance with, HKFRS. The Group presents this additional financial measure as it is used by the management to evaluate the Group's financial performance. The management of the Group also believes that this non-HKFRS measure provides useful information to investors and others in understanding and evaluating the Group's consolidated results of operations in the same manner as the management and in comparing financial results across accounting years and to those of the Group's peer companies.

However, the Group's presentation of adjusted net profit may not be comparable to similarly titled measures presented by other companies. The use of this non-HKFRS measure has limitations as an analytical tool, and one should not consider it in isolation from, or as a substitute for analysis of, the Group's results of operations or financial condition as reported under HKFRS.

### 毛利、除稅前溢利及純利

本集團於2022年上半年的毛利約為人民幣56.65百萬元，較2021年上半年下降約8.6%。儘管收入增加，但銷售成本急速上升導致毛利下跌。因此，本集團的毛利率由2021年同期約58.0%下降至2022年上半年約46.7%。

本集團於2022年上半年的稅項抵免約為人民幣1.36百萬元。現行所得稅乃主要根據25%的法定稅率徵收。若WFOE申請獲認定為高新技術企業獲批，本集團可於2022年享有寬減的稅率。

由於毛利下降及開支增加，本集團於2022年上半年的純利較2021年上半年減少約57.2%至約人民幣5.29百萬元。

### 非香港財務報告準則計量

為補充本集團根據香港財務報告準則呈列的綜合財務報表，本集團亦呈列經調整純利作為額外財務計量，這並非香港財務報告準則要求亦非根據香港財務報告準則呈列。本集團呈列此額外財務計量，原因是管理層利用其評估本集團的財務表現。本集團管理層亦相信，該項非香港財務報告準則計量為投資者及其他方以管理層所用相同方式了解及評估本集團的綜合經營業績以及比較不同會計年度的財務業績以及本集團同行公司的財務業績提供了有用的信息。

然而，本集團呈列的經調整純利可能無法與其他公司呈列的類似計量進行比較。使用此非香港財務報告準則計量作為分析工具存在局限性，不應將其與本集團根據香港財務報告準則報告的經營業績或財務狀況分開考慮或作為該等經營業績或財務狀況分析之替代。

## Management Discussion and Analysis 管理層討論及分析

The following table sets forth the reconciliation of the Group's non-HKFRS financial measure for the six months ended 30 June 2022 and 2021 presented to the most directly comparable financial measure calculated and presented in accordance with HKFRS:

下表載列所呈列的本集團截至2022年6月30日及2021年6月30日止六個月的非香港財務報告準則財務計量與根據香港財務報告準則計算及呈列的最直接可比財務計量之對賬：

		For the six months ended 30 June 截至6月30日止六個月	
		2022 2022年 RMB'000 人民幣千元	2021 2021年 RMB'000 人民幣千元
<b>Profit for the Period</b>	<b>年內溢利</b>	<b>5,287</b>	12,367
Add:	加：		
Listing Expenses <sup>(1)</sup>	上市開支 <sup>(1)</sup>	<b>4,190</b>	12,835
Adjusted Net Profit (Non-HKFRS measure)	經調整純利 (非香港財務報告準則計量)	<b>9,477</b>	25,202

Note:

(1) Listing expenses were not included in non-HKFRS financial measure.

附註：


(1) 上市開支不納入非香港財務報告準則財務計量內。

### Cash and Cash Equivalents

As at 30 June 2022, the Group's cash and cash equivalents amounted to approximately RMB98.47 million, representing an increase of approximately 190.0% as compared with 31 December 2021. The Group maintained a strong cash position.

### 現金及現金等價物

截至2022年6月30日，本集團的現金及現金等價物總值約人民幣98.47百萬元，較2021年12月31日增加約190.0%。本集團維持強勁現金狀況。



## Management Discussion and Analysis 管理層討論及分析

### Financial Assets at Fair Value through Profit or Loss

The Group's financial assets at fair value through profit or loss decreased from approximately RMB373.39 million as at 31 December 2021 to approximately RMB312.25 million as at 30 June 2022, primarily due to a decrease in the wealth management products invested. The following table sets forth the Group's wealth management products with a value of 5 percent or more of the Group's total assets as at 30 June 2022:

### 按公平值計入損益的金融資產

本集團按公平值計入損益的金融資產由2021年12月31日約人民幣373.39百萬元減少至2022年6月30日約人民幣312.25百萬元，主要是由於所投資的理財產品減少。下表載列截至2022年6月30日其價值佔本集團資產總值5%或以上的本集團理財產品：

Product Type	Issuing Bank	Investment amount		Financial assets at fair value through profit or loss		Return for the six months ended 30 June 2022	Percentage to total assets value of the Group as at 30 June 2022
		As at 30 June 2022	As at 31 December 2021	As at 30 June 2022	As at 31 December 2021		
產品類別	發行銀行	於2022年6月30日	於2021年12月31日	於2022年6月30日	於2021年12月31日	截至2022年6月30日止六個月回報	佔本集團於2022年6月30日的資產總值百分比
		RMB'000	RMB'000	RMB'000	RMB'000	RMB'000	
		人民幣千元	人民幣千元	人民幣千元	人民幣千元	人民幣千元	
Wealth management product	China Everbright Bank	174,402	158,437	183,626	164,701	3,005	36%
理財產品	光大銀行						
Wealth management product	Ping An Bank	67,630	51,610	67,902	51,698	913	13%
理財產品	平安銀行						
Wealth management product	Shanghai Pudong Development Bank	50,540	156,650	50,647	156,990	2,231	10%
理財產品	上海浦東發展銀行						

## Management Discussion and Analysis 管理層討論及分析

As part of the Group's treasury management, the Group may from time to time purchases low to medium-risk wealth management products to improve utilisation of the Group's cash on hand on a short-term basis. The Group has implemented internal policies and rules setting out overall principles and the approval process to manage such investment activities. As a policy, the Group considers a number of criteria when assessing a proposal to invest in wealth management products, including but not limited to the following:

- i. the Group has idle cash on hand and no major cash outflow is needed in the foreseeable future;
- ii. the investment in high-risk wealth management products, such as futures and other financial derivatives, are prohibited;
- iii. the investment return will be in line with the level of risk and liquidity; and
- iv. the management of such investments will align with the Group's development strategies and will not affect the business operation of the Group.

The Group's finance department is responsible for proposing, analysing and evaluating potential investments in wealth management products. The Group's finance department is led by, and the entire investment process is supervised by, the chief finance officer of the Group (the "CFO"). Prior to making any material investments in wealth management products, the proposal is subject to the approval of the CFO and the Board. Going forward, the Group intends to continue to limit the investment in those wealth management products with short-term maturity and high liquidity based on the same and consistent criterion.


The Group's policy for monitoring wealth management products that the Group has purchased includes obtaining the subscription receipt or record for each investment product and obtaining the monthly statement for each investment product to which the Group has subscribed. The finance department is also responsible for preparing and collating data on fair value gains and losses every month, which will be sent to be processed into the Group's general ledger to ensure that the accounts are consistent. Monthly reports are also sent to the CFO for review.

作為本集團庫務管理的一部分，本集團可能不時繼續按短期基準購買中低風險理財產品，以提高本集團手頭現金的利用率。本集團已實施內部政策及規則，當中載列管理該等投資活動的總體原則及批准程序。作為一項政策，本集團於評估投資於理財產品的建議時考慮多項標準，包括但不限於下列各項：

- i. 本集團手頭有閒置現金且於可預見將來不需要大量現金流出；
- ii. 禁止投資於高風險理財產品（例如期貨及其他金融衍生品）；
- iii. 投資回報將與風險及流動性水平一致；及
- iv. 有關投資的管理將與本集團的發展策略一致且將不會對本集團的業務營運造成影響。

本集團的財務部負責建議、分析及評估對理財產品的潛在投資。本集團的財務部由本集團的首席財務官（「首席財務官」）領導並監督整個投資過程。在對理財產品進行任何重大投資之前，建議需取得首席財務官及董事會的批准。展望未來，本集團擬繼續按照相同及一致的標準限制本集團投資於該等期限短及流動性高的理財產品。

本集團對所購買的理財產品的監控政策包括獲取每個投資產品的認購收據或記錄，以及獲取本集團所認購的每個投資產品的月度報表。財務部門亦負責每月編製及整理公平值收益及虧損數據，該等數據將被輸入本集團的總賬處理，以確保本集團的賬目一致。月度報告亦送呈首席財務官審閱。





## Management Discussion and Analysis 管理層討論及分析

### Borrowing

As at 30 June 2022, the Group did not have any bank borrowings or unutilised banking facilities.

### Gearing Ratio

As at 30 June 2022, the Group's gearing ratio (calculated by dividing total liabilities by total equity) was approximately 22.6% (31 December 2021: approximately 24.3%).

### Cash Flow and Capital Expenditure

In the first half of 2022, the Group achieved the net cash flow from operation of approximately RMB1.84 million, representing a decrease of approximately 95.3% from the same period of last year, mainly due to the rapidly rising costs and expenses in the first half of 2022. Capital expenditure, primarily incurred for purposes of equipment and software acquisitions and leasehold improvements, remained limited at approximately RMB1.28 million in the first half of 2022.

### Charges on Assets

The Group did not have assets or rights pledged as at 30 June 2022.

### Foreign Currency Risk

The Group has transactional currency exposures and are subject to foreign currency risk arising from fluctuations in exchange rates between RMB and US\$. As at 30 June 2022, the Group had transactional currency exposures. Such exposures arose from its cash and cash equivalents in US\$. The Group is currently not engaged in hedging activities that are designed or intended to manage foreign exchange rate risk. The Group will continue to monitor foreign exchange activities and make its best efforts to protect the cash value of the Group.

### Contingent Liabilities

As at 30 June 2022, the Group had no contingent liabilities (31 December 2021: Nil).

### Significant Investments, Acquisitions and Disposals

The Group did not have any significant acquisitions or disposals of subsidiaries, associates and joint ventures during the Reporting Period.

Save as disclosed in the section headed "Financial Assets at Fair Value through Profit or Loss" in this interim report, as at 30 June 2022, there was no significant investment held by the Group or future plans for significant investments or capital assets.

### 借款

於2022年6月30日，本集團並無任何銀行借款或未動用銀行融資。

### 資本負債比率

於2022年6月30日，本集團的資本負債比率（以總負債除以總權益計算）約為22.6%（2021年12月31日：約24.3%）。

### 現金流量及資本開支

2022年上半年，本集團實現經營所得現金流量淨額約人民幣1.84百萬元，較去年同期減少約95.3%，主要由於2022年上半年成本及開支急升所致。2022年上半年，資本支出主要因購置設備及軟件和租賃物業裝修而產生，仍保持於約人民幣1.28百萬元的有限水平。

### 資產抵押

於2022年6月30日，本集團並無資產或權利被抵押。

### 外匯風險

本集團面臨交易貨幣風險，並面臨著因人民幣與美元之間的匯率波動而產生的外幣風險。於2022年6月30日，本集團存在交易貨幣風險。有關風險來自以美元計值的現金及現金等價物。本集團現時未有從事旨在或意在管理外匯匯率風險的對沖活動。本集團將繼續監察外匯活動，並盡最大努力保障本集團的現金價值。

### 或然負債

於2022年6月30日，本集團並無或然負債（2021年12月31日：無）。

### 重大投資、收購及出售

於報告期內，本集團並無就附屬公司、聯營企業及合營企業進行任何重大收購或出售事項。

除本中期報告「按公平值計入損益的金融資產」一節披露者外，截至2022年6月30日，本集團並無持有重大投資或有關重大投資或資本資產的未來計劃。

## Corporate Governance and Other Information

### 企業管治及其他資料

#### GLOBAL OFFERING

The Company was incorporated in the Cayman Islands on 4 March 2019 as an exempted company with limited liability. The Shares were listed on the Main Board of the Stock Exchange on 12 July 2022 by way of Global Offering. The Company issued 75,000,000 Shares at an issue price of HK\$5.36 per share on the Stock Exchange. Among them, 7,500,000 Shares were publicly offered in Hong Kong, accounting for 10% of the total number of Shares issued in the Global Offering and 67,500,000 Shares were internationally offered, accounting for 90% of the total number of shares issued in the Global Offering. On 9 August 2022, the Company further issued 1,770,000 Shares pursuant to the partial exercise of the over-allotment option to the Global Offering at a price of HK\$5.36 per Share.

#### USE OF PROCEEDS FROM THE GLOBAL OFFERING

The Shares have been listed on the Main Board of the Stock Exchange since 12 July 2022. The Group received net proceeds (including the partial exercise of the over-allotment option and after deduction of underwriting commissions and related costs and expenses) from the Global Offering of approximately HK\$339.6 million (the "Net Proceeds"). The Group will continue to utilise the Net Proceeds as set out in the section headed "Future Plans and Use of Proceeds" in the Prospectus. The intended application of the Net Proceeds as stated in the Prospectus and the actual utilisation of the Net Proceeds from the Listing Date up to the date of this interim report is set out below:

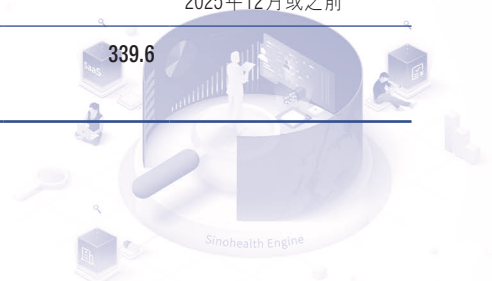
#### 全球發售

本公司於2019年3月4日在開曼群島註冊成立為一間獲豁免有限公司。股份於2022年7月12日透過全球發售於聯交所主板上市。本公司在聯交所發售價每股5.36港元發行75,000,000股股份。其中，7,500,000股股份在香港公開發售，佔全球發售中發行的股份總數10%，而67,500,000股股份乃國際發售，佔全球發售中發行的股份總數90%。於2022年8月9日，本公司因全球發售的超額配股權的部分行使而按每股5.36港元的價格進一步發行1,770,000股股份。

#### 全球發售所得款項用途

股份已於2022年7月12日在聯交所主板上市。本集團從全球發售中獲得現金款項淨額（包括超額配股權的部分行使及經扣除包銷佣金及相關費用和開支）約339.6百萬港元（「所得款項淨額」）。本集團將繼續按招股章程「未來計劃及所得款項用途」一節所載方式動用所得款項淨額。自上市日期直至本中期報告日期，招股章程所述所得款項淨額擬定用途及所得款項淨額的實際動用情況如下：

Purpose	Approximate percentage of Net Proceeds	Allocation of Net Proceeds	Utilised Net Proceeds since the Listing Date and up to the date of this interim report	Unutilised Net Proceeds as at the date of this interim report	Expected timeline for the use of unutilised Net Proceeds
用途	佔所得款項淨額的概約百分比	所得款項淨額的分配	自上市日期直至本中期報告日期已動用的所得款項淨額	截至本中期報告日期尚未動用的所得款項淨額	使用尚未動用所得款項淨額的預期時間
		(HK\$ million) (百萬港元)	(HK\$ million) (百萬港元)	(HK\$ million) (百萬港元)	
Upgrade and enhance SaaS products 升級及提升SaaS產品	50.8%	172.5	–	172.5	By December 2025 2025年12月或之前
Conduct further research and development of the Group's technology and data warehouse 對本集團的技術及數據倉庫作進一步研發	49.2%	167.1	–	167.1	By December 2025 2025年12月或之前
<b>Total</b> <b>總計</b>		<b>339.6</b>	<b>–</b>	<b>339.6</b>	



## Corporate Governance and Other Information 企業管治及其他資料

### CHANGES IN INFORMATION OF DIRECTORS AND CHIEF EXECUTIVES

Since the Listing Date and up to the date of this interim report, there had been no change to the information of the Directors and the senior management which is required to be disclosed pursuant to Rule 13.51B(1) of the Listing Rules.

### COMPLIANCE WITH CORPORATE GOVERNANCE CODE

The Company is committed to maintenance of good corporate governance practices and procedures. The principle of the Company's corporate governance is to promote effective internal control measures, uphold a high standard of ethics, transparency, responsibility and integrity in all aspects of business, to ensure that its business and operations are conducted in accordance with applicable laws and regulations and to enhance the transparency and accountability of the Board to all Shareholders. The Company's corporate governance practices are based on the principles and code provisions as set out in part 2 of the CG Code.

Pursuant to code provision C.2.1 of the CG Code, companies listed on the Stock Exchange are expected to comply with, but may choose to deviate from the requirement that the responsibilities between the chairman and the chief executive officer should be segregated and should not be performed by the same individual. The Company does not have a separate chairman and chief executive officer and Mr. Wu Yushu currently performs these two roles concurrently. The Board believes that vesting the roles of both the chairman and chief executive officer in the same person has the benefit of ensuring consistent leadership within the Group for more effective and efficient overall strategic planning for the Group. The Board considers that the balance of power and authority within the Group will not be impaired by the present arrangement and the current structure will enable the Company to make and implement decisions more promptly and effectively. The Board will from time to time review and consider splitting the roles of chairman of the Board and the chief executive officer of the Company to ensure appropriate and timely arrangements are in place to meet changing circumstances.

Save for the deviation from code provision C.2.1 of the CG Code as described above, the Company had complied with all applicable code provisions set out in part 2 of the CG Code since the Listing Date and up to the date of this interim report.

### 董事及高級管理層資料變更

自上市日期直至本中期報告日期，董事及高級管理層資料概無出現根據上市規則13.51B(1)條須予披露的變動。

### 遵守企業管治守則

本公司致力於維持良好的企業管治常規及程序。本公司企業管治原則旨在推行有效的內部控制措施，在業務的各個方面均堅持高標準的道德、透明度、責任感及誠信度，以確保其業務及營運均按照適用法律法規進行，並提高董事會對全體股東的透明度及問責制。本公司的企業管治常規以企業管治守則第二部分所載原則及守則條文為基礎。

根據企業管治守則的守則條文第C.2.1條，聯交所上市公司應遵守主席與首席執行官的職責應有區分，並不應由一人同時兼任的規定，但亦可選擇偏離該規定行事。本公司並無區分主席與首席執行官，吳鬱抒先生目前兼任該兩個職位。董事會相信，由同一人兼任主席與首席執行官的角色，可確保本集團內部領導貫徹一致，使本集團的整體策略規劃更有效及更具效率。董事會認為，現行安排將不會損害本集團權力與權限之間的平衡，而現行架構將使本公司能夠更迅速及有效地作出及實施決策。董事會將不時檢討及考慮將董事會主席與本公司首席執行官的角色分開，以確保作出適當而及時的安排，從而應對不斷變動的情況。

除上述偏離企業管治守則的守則條文第C.2.1條的情況外，本公司自上市日期直至本中期報告日期已一直遵守企業管治守則第二部分所載的所有適用守則條文。

## Corporate Governance and Other Information 企業管治及其他資料

### COMPLIANCE WITH MODEL CODE FOR SECURITIES TRANSACTIONS BY DIRECTORS OF LISTED ISSUERS

The Company has adopted the Model Code as set out in Appendix 10 to the Listing Rules as its own code of conduct regarding Directors' securities transactions.

The Company's relevant employees, who because of his/her office or employment, are likely to be in possession of inside information of the Company, are also subject to the Model Code.

Having made specific enquiries of all the Directors and the relevant employees, they have confirmed that they have complied with the Model Code since the Listing Date and up to the date of this interim report.

### DIRECTORS' AND CHIEF EXECUTIVES' INTERESTS AND SHORT POSITIONS IN SHARES, UNDERLYING SHARES AND DEBENTURES

As the Shares had not been listed on the Stock Exchange as at 30 June 2022, the SFO was not applicable to the Company during the Reporting Period.

As at the date of this interim report, the interests and short positions of the Directors and chief executive of the Company in the Shares, underlying Shares or debentures of the Company or any of its associated corporations (within the meaning of Part XV of the SFO), which were required to be (i) notified to the Company and the Stock Exchange pursuant to Divisions 7 and 8 of Part XV of the SFO (including interests and short positions which they are taken or deemed to have under such provisions of the SFO), or (ii) entered in the register kept by the Company pursuant to section 352 of the SFO, or (iii) notified to the Company and the Stock Exchange under the Model Code, were as follows:

### 遵守上市發行人董事進行證券交易的標準守則

本公司已採納上市規則附錄十所載的標準守則，作為其本身有關董事進行證券交易的行為守則。


本公司的相關僱員因職務或受僱情況而可能擁有本公司的內幕消息，亦須受標準守則規限。

經向全體董事及相關僱員作出具體查詢後，彼等已確認彼等自上市日期直至本中期報告日期已遵守標準守則。

### 董事及最高行政人員於股份、相關股份及債權證中的權益及淡倉

由於股份於2022年6月30日尚未於聯交所上市，因此於報告期內證券及期貨條例並不適用於本公司。

於本中期報告日期，本公司董事及最高行政人員於本公司或其任何相關法團（定義見證券及期貨條例第XV部）的股份、相關股份及債權證中擁有(i)根據證券及期貨條例第XV部第7及8分部須知會本公司及聯交所的權益或淡倉（包括根據證券及期貨條例有關條文被當作或視為擁有的權益及淡倉），或(ii)根據證券及期貨條例第352條須記入本公司存置的登記冊內的權益或淡倉，或(iii)根據標準守則須知會本公司及聯交所的權益或淡倉如下：



## Corporate Governance and Other Information

### 企業管治及其他資料

#### Long Position in the Shares

#### 股份好倉

Name of Director or chief executive	Capacity/Nature of interest	Number of Shares	Total	Approximate percentage of interest in the Company
董事或最高行政人員姓名	身份／權益性質	股份數目	總計	佔本公司的權益概約百分比
Mr. Wu Yushu <sup>(2)</sup> 吳鬱抒先生 <sup>(2)</sup>	Interest of controlled corporation 受控法團權益	248,737,500		
	Interest of spouse 配偶權益	20,250,000		
			268,987,500	59.54%
Ms. Wang Lifang <sup>(2)</sup> 王莉芳女士 <sup>(2)</sup>	Interest of controlled corporation 受控法團權益	87,750,000		
	Interest of spouse 配偶權益	181,237,500		
			268,987,500	59.54%

#### Notes:

- The calculation is based on the total number of 451,770,000 Shares in issue as at the date of this interim report.
- Mr. Wu and Ms. Wang are the spouse of each other, and are deemed to be interested in the Shares beneficially owned by each other. Mr. Wu wholly owns Wellmark Link Limited and is deemed to be interested in the Shares held by Wellmark Link Limited. Ms. Wang wholly owns WLF Investment Holdings Limited and is deemed to be interested in the Shares held by WLF Investment Holdings Limited. Wellmark Link Limited is the general partner of Rikan Industry Investment Limited Partnership and Ms. Wang, through WLF Investment Holdings Limited, holds approximately 62.8866% interests in Rikan Industry Investment Limited Partnership. They are deemed to be interested in the Shares held by Rikan Industry Investment Limited Partnership.

#### 附註：

- 根據本中期報告日期已發行股份總數451,770,000股計算。
- 吳先生及王女士彼此為配偶，故被視為於彼此各自實益擁有的股份中擁有權益。吳先生全資擁有盈連有限公司，故被視為於盈連有限公司持有的股份中擁有權益。王女士全資擁有WLF Investment Holdings Limited，故被視為於WLF Investment Holdings Limited持有的股份中擁有權益。盈連有限公司為Rikan Industry Investment Limited Partnership的普通合夥人，而王女士透過WLF Investment Holdings Limited持有Rikan Industry Investment Limited Partnership約62.8866%權益。彼等被視為於Rikan Industry Investment Limited Partnership持有的股份中擁有權益。

## Corporate Governance and Other Information 企業管治及其他資料

Save as disclosed above, so far as the Directors are aware, as at the date of this interim report, none of the Directors or chief executive of the Company had any interest or short positions in the Shares, underlying Shares and debentures of the Company or its associated corporations (within the meaning of Part XV of the SFO) which were required to be (i) notified to the Company and the Stock Exchange pursuant to Divisions 7 and 8 of Part XV of the SFO (including interests and short positions which they are taken or deemed to have under such provisions of the SFO), or (ii) entered in the register kept by the Company pursuant to section 352 of the SFO, or (iii) notified to the Company and the Stock Exchange under the Model Code.

### SUBSTANTIAL SHAREHOLDERS' INTERESTS AND SHORT POSITIONS IN SHARES AND UNDERLYING SHARES

As the Shares had not been listed on the Stock Exchange as at 30 June 2022, the SFO was not applicable to the Company during the Reporting Period.

As at the date of this interim report, the following persons (other than the Directors and chief executive of the Company) had an interest or short position in the Shares and underlying Shares of the Company which would fall to be disclosed to the Company under the provisions of Divisions 2 and 3 of Part XV of the SFO as recorded in the register required to be kept by the Company, pursuant to section 336 of the SFO:

#### Long Position in the Shares

Name	Capacity/Nature of interest	Number of Shares	Total	Approximate percentage of interest in the Company
姓名／名稱	身份／權益性質	股份數目	總計	佔本公司的權益概約百分比
Wellmark Link Limited <sup>(2)</sup>	Beneficial owner	181,237,500		
盈連有限公司 <sup>(2)</sup>	實益擁有人			
	Interest of controlled corporation	67,500,000		
	受控法團權益			
			248,737,500	55.06%


除上文所披露者外，就董事所知，於本中期報告日期，概無董事或本公司最高行政人員於本公司或其任何相關法團（定義見證券及期貨條例第XV部）的股份、相關股份或債權證中擁有(i)根據證券及期貨條例第XV部第7及8分部須知會本公司及聯交所的權益或淡倉（包括根據證券及期貨條例有關條文被當作或視為擁有的權益及淡倉），或(ii)根據證券及期貨條例第352條須記入本公司存置的登記冊內的權益或淡倉，或(iii)根據標準守則須知會本公司及聯交所的權益或淡倉。

### 主要股東於股份及相關股份中的權益及淡倉

由於股份於2022年6月30日尚未於聯交所上市，因此於報告期內證券及期貨條例並不適用於本公司。

於本中期報告日期，按本公司根據證券及期貨條例第336條須存置的登記冊所記錄，以下人士（董事及本公司最高行政人員除外）於本公司股份及相關股份中擁有根據證券及期貨條例第XV部第2及第3分部的條文須向本公司披露的權益或淡倉：

#### 股份好倉



## Corporate Governance and Other Information

### 企業管治及其他資料

Name	Capacity/Nature of interest	Number of Shares	Total	Approximate percentage of interest in the Company
姓名／名稱	身份／權益性質	股份數目	總計	佔本公司的權益概約百分比
WLF Investment Holdings Limited <sup>(2)</sup>	Beneficial owner 實益擁有人	20,250,000		
	Interest of controlled corporation 受控法團權益	67,500,000		
			87,750,000	19.42%
Rikan Industry Investment Limited Partnership <sup>(2)</sup>	Beneficial owner 實益擁有人	67,500,000		14.94%
Montesy Capital Holding Ltd <sup>(3)</sup>	Beneficial owner 實益擁有人	68,512,500		15.17%
Ms. Wu Meirong <sup>(3)</sup> 吳美容女士 <sup>(3)</sup>	Interest of your spouse 配偶權益	68,512,500		15.17%
Mr. Li Hanxiong <sup>(3)</sup> 李捍雄先生 <sup>(3)</sup>	Interest of controlled corporation 受控法團權益	68,512,500		15.17%
Mr. Yu Rong <sup>(4)</sup> 俞熔先生 <sup>(4)</sup>	Interest of controlled corporation 受控法團權益	35,735,250		7.91%
Shanghai Tianyi Assets Management Co., Ltd <sup>(4)</sup> 上海天億資產管理有限公司 <sup>(4)</sup>	Interest of controlled corporation 受控法團權益	35,735,250		7.91%
Shanghai Xuanyu Enterprise Management Co., Ltd <sup>(4)</sup> 上海軒瑜企業管理有限公司 <sup>(4)</sup>	Interest of controlled corporation 受控法團權益	29,117,625		6.45%
Tianyi (BVI) Limited <sup>(4)</sup>	Beneficial owner 實益擁有人	29,117,625		6.45%

Corporate Governance and Other Information  
企業管治及其他資料

## Notes:


- The calculation is based on the total number of 451,770,000 Shares in issue as at the date of this interim report.
- Mr. Wu and Ms. Wang are the spouse of each other, and are deemed to be interested in the Shares beneficially owned by each other. Mr. Wu wholly owns Wellmark Link Limited and is deemed to be interested in the Shares held by Wellmark Link Limited. Ms. Wang wholly owns WLF Investment Holdings Limited and is deemed to be interested in the Shares held by WLF Investment Holdings Limited. Wellmark Link Limited is the general partner of Rikan Industry Investment Limited Partnership and Ms. Wang, through WLF Investment Holdings Limited, holds approximately 62.8866% interests in Rikan Industry Investment Limited Partnership. They are deemed to be interested in the Shares held by Rikan Industry Investment Limited Partnership.
- Montesy Capital Holding Ltd is owned by Mr. Li Hanxiong and Ms. Wu Meirong as to 70% and 30%, respectively. Mr. Li Hanxiong and Ms. Wu Meirong are the spouse of each other, and are therefore deemed to be interested in any Shares in which one another is interested. Therefore, both Li Hanxiong and Ms. Wu Meirong are deemed to be interested in the Shares held by Montesy Capital Holding Ltd.
- Tianyi (BVI) Limited and Jiequan Zhongwei Tengyun Limited are controlled by Shanghai Tianyi Assets Management Co., Ltd as explained below. Therefore, Shanghai Tianyi Assets Management Co., Ltd is deemed to be interested in the Shares held by Tianyi (BVI) Limited and Jiequan Zhongwei Tengyun Limited. Shanghai Tianyi Assets Management Co., Ltd is in turn owned as to 70% by Mr. Yu Rong (俞榕). Therefore, Mr. Yu Rong is deemed to be interested in the Shares in which Shanghai Tianyi Assets Management Co., Ltd is deemed to be interested. Tianyi (BVI) Limited is wholly owned by Shanghai Xuanyu Enterprise Management Co., Ltd. (上海軒瑜企業管理有限公司), which is in turn wholly owned by Shanghai Tianyi Assets Management Co., Ltd. Therefore, each of Shanghai Xuanyu Enterprise Management Co., Ltd. (上海軒瑜企業管理有限公司) and Shanghai Tianyi Assets Management Co., Ltd is deemed to be interested in the Shares held by Tianyi (BVI) Limited. Jiequan Zhongwei Tengyun Limited is wholly owned by Shanghai Hongyi Enterprise Management Center (Limited Partnership) (上海鴻慧企業管理中心(有限合夥)), the sole general partner of which is Jiangsu Zhongwei Tengyun Chuangye Investment Management Co., Ltd (江蘇中衛騰雲創業投資管理有限公司) holding 8.7% interests, which is in turn controlled by Shanghai Tianyi Assets Management Co., Ltd as to 80%, and the remaining limited partner of which is Jiangsu Jiequan Zhongwei Tengyun Pharmaceutical Industrial Investment Fund (LLP) (江蘇韋泉中衛騰雲醫藥健康產業投資基金(有限合夥)) holding 91.3% interests. The sole general partner of Jiangsu Jiequan Zhongwei Tengyun Pharmaceutical Industrial Investment Fund (LLP) (江蘇韋泉中衛騰雲醫藥健康產業投資基金(有限合夥)) is Jiangsu Zhongwei Tengyun Chuangye Investment Management Co., Ltd (江蘇中衛騰雲創業投資管理有限公司) holding 1% interests, which is in turn controlled by Shanghai Tianyi Assets Management Co., Ltd. Therefore, as Jiequan Zhongwei Tengyun Limited is controlled as to 80% by Shanghai Tianyi Assets Management Co., Ltd, Shanghai Tianyi Assets Management Co., Ltd is deemed to be interested in the Shares held by Jiequan Zhongwei Tengyun Limited.

Save as disclosed above, as at the date of this interim report, the Directors and the chief executives of the Company were not aware of any persons (other than the Directors or the chief executives of the Company) who had interests or short positions in the Shares or the underlying Shares which fall to be disclosed to the Company and the Stock Exchange under the provisions of Divisions 2 and 3 of Part XV of the SFO, or which were recorded in the register required to be kept by the Company under Section 336 of the SFO.

## 附註：

- 根據本中期報告日期已發行股份總數451,770,000股計算。
- 吳先生及王女士彼此為配偶，故被視為於彼此各自實益擁有的股份中擁有權益。吳先生全資擁有盈連有限公司，故被視為於盈連有限公司持有的股份中擁有權益。王女士全資擁有WLF Investment Holdings Limited，故被視為於WLF Investment Holdings Limited持有的股份中擁有權益。盈連有限公司為Rikan Industry Investment Limited Partnership的普通合夥人，而王女士透過WLF Investment Holdings Limited持有Rikan Industry Investment Limited Partnership約62.8866%權益。彼等被視為於Rikan Industry Investment Limited Partnership持有的股份中擁有權益。
- Montesy Capital Holding Ltd由李捍雄先生及吳美容女士分別擁有70%及30%。李捍雄先生及吳美容女士為彼此的配偶，因此被視為於彼此擁有權益的任何股份中擁有權益。因此，李捍雄及吳美容女士均被視為於Montesy Capital Holding Ltd持有的股份中擁有權益。
- 如下文所闡釋，Tianyi (BVI) Limited及Jiequan Zhongwei Tengyun Limited由上海天億資產管理有限公司控制。因此，上海天億資產管理有限公司被視為於Tianyi (BVI) Limited及Jiequan Zhongwei Tengyun Limited持有的股份中擁有權益。上海天億資產管理有限公司由俞榕先生擁有70%權益。因此，俞榕先生被視為於上海天億資產管理有限公司被視作擁有權益的股份中擁有權益。Tianyi (BVI) Limited由上海軒瑜企業管理有限公司全資擁有，而後者由上海天億資產管理有限公司全資擁有。因此，上海軒瑜企業管理有限公司及上海天億資產管理有限公司各自被視為於Tianyi (BVI) Limited持有的股份中擁有權益。Jiequan Zhongwei Tengyun Limited由上海鴻慧企業管理中心(有限合夥)全資擁有，其唯一普通合夥人為江蘇中衛騰雲創業投資管理有限公司(持有8.7%權益，由上海天億資產管理有限公司控制80%股權)，而其餘下有限合夥人為江蘇韋泉中衛騰雲醫藥健康產業投資基金(有限合夥)(持有91.3%權益)。江蘇韋泉中衛騰雲醫藥健康產業投資基金(有限合夥)的唯一普通合夥人為江蘇中衛騰雲創業投資管理有限公司(持有1%權益)，而後者由上海天億資產管理有限公司控制。因此，於本中期報告日期，由於Jiequan Zhongwei Tengyun Limited由上海天億資產管理有限公司控制80%股權，故上海天億資產管理有限公司被視為於Jiequan Zhongwei Tengyun Limited持有的股份中擁有權益。

除上文所披露者外，於本中期報告日期，董事及本公司最高行政人員概不知悉有任何人士(董事或本公司最高行政人員除外)於本公司股份及相關股份中擁有根據證券及期貨條例第XV部第2及第3分部的條文須向本公司及聯交所披露，或按本公司根據證券及期貨條例第336條須存置的登記冊所記錄的權益或淡倉。





## Corporate Governance and Other Information 企業管治及其他資料

### SHARE OPTION SCHEME

The Company adopted a share option scheme by way of written resolutions of all Shareholders on 27 April 2022. The purpose of the Share Option Scheme is to provide incentive or reward to eligible persons for their contribution to, and continuing efforts to promote the interests of, the Group and for such other purposes as the Board may approve from time to time. A summary of the principal terms of the Share Option Scheme is set out in the Prospectus. Since the Listing Date and up to the date of this interim report, no share option was granted, exercised, expired or lapsed and there was no outstanding share option under the Share Option Scheme.

### PURCHASE, SALE OR REDEMPTION OF LISTED SECURITIES

Neither the Company nor any of its subsidiaries purchased, sold or redeemed any of the Company's listed securities since the Listing Date and up to the date of this interim report.

### INTERIM DIVIDEND

The Board resolved not to declare the payment of any interim dividend for the six months ended 30 June 2022.

### AUDIT COMMITTEE

The Audit Committee, consisting of three independent non-executive Directors, namely, Mr. Wei Bin (Chairman), Ms. Wang Danzhou and Ms. Du Yilin, has reviewed the unaudited interim results of the Group for the six months ended 30 June 2022, including the accounting principles and practices adopted by the Group and confirmed that it has complied with all applicable accounting principles, standards and requirements and made full disclosure. The unaudited interim results of the Group were not reviewed by the external auditors of the Company.

### 購股權計劃

本公司於2022年4月27日經全體股東通過書面決議案採納購股權計劃。購股權計劃旨在激勵或獎勵為本集團作出貢獻及持續努力促進本集團利益的合資格人士，以及用於董事會可能不時批准的其他用途。購股權計劃的主要條款概要載於招股章程。自上市日期直至本中期報告日期，概無購股權授出、行使、到期或失效，亦無在購股權計劃項下尚未行使的購股權。

### 購買、出售或贖回本公司上市證券

自上市日期直至本中期報告日期，本公司或其任何附屬公司概無購買、出售或贖回本公司任何上市證券。

### 中期股息

董事已議決不宣派截至2022年6月30日止六個月的任何中期股息。

### 審核委員會


由三位獨立非執行董事（即魏斌先生（主席）、王丹舟女士及杜依琳女士）組成的審核委員會，已審閱本集團截至2022年6月30日止六個月的未經審核中期業績，包括本集團所採納的會計原則及慣例，並確認已遵守所有適用會計原則、準則及規則和作出充份披露。本集團的未經審核中期業績未經本公司外聘核數師審閱。

# Interim Condensed Consolidated Statement of Profit or Loss and Other Comprehensive Income

## 中期簡明綜合損益及其他全面收益表

For the six months ended 30 June  
截至6月30日止年度

			2022 2022年 (Unaudited) (未經審核) RMB'000 人民幣千元	2021 2021年 (Unaudited) (未經審核) RMB'000 人民幣千元
	Notes 附註			
<b>REVENUE</b>	收入	4	<b>121,209</b>	106,981
Cost of sales	銷售成本		<b>(64,558)</b>	(44,975)
<b>Gross profit</b>	毛利		<b>56,651</b>	62,006
Other income and gains	其他收入及收益	4	<b>10,861</b>	17,521
Selling and distribution expenses	銷售及分銷開支		<b>(15,096)</b>	(10,817)
Administrative expenses	行政開支		<b>(18,725)</b>	(23,479)
Research and development costs	研發成本		<b>(28,520)</b>	(24,084)
Impairment losses on financial assets, net	金融資產減值虧損淨額		<b>(1,021)</b>	(953)
Other expenses	其他開支		<b>(10)</b>	(197)
Finance costs	財務成本		<b>(214)</b>	(275)
<b>Share of losses of:</b>	分佔以下虧損：			
Associates	聯營公司		-	(112)
<b>PROFIT BEFORE TAX</b>	除稅前溢利	5	<b>3,926</b>	19,610
Income tax credit/(expense)	所得稅抵免/(開支)	6	<b>1,361</b>	(7,243)
<b>PROFIT FOR THE PERIOD</b>	期內溢利		<b>5,287</b>	12,367
Attributable to:	以下各項應佔：			
Owners of the parent	母公司擁有人		<b>3,860</b>	16,925
Non-controlling interests	非控股權益		<b>1,427</b>	(4,558)
			<b>5,287</b>	12,367
<b>TOTAL COMPREHENSIVE INCOME FOR THE PERIOD</b>	期內全面收益總額		<b>5,287</b>	12,367
Attributable to:	以下各項應佔：			
Owners of the parent	母公司擁有人		<b>3,860</b>	16,925
Non-controlling interests	非控股權益		<b>1,427</b>	(4,558)
			<b>5,287</b>	12,367
<b>EARNINGS PER SHARE ATTRIBUTABLE TO ORDINARY EQUITY HOLDERS OF THE PARENT</b>	母公司普通股權益持有人應佔每股盈利			
Basic and diluted	基本及攤薄	8	<b>0.01</b>	0.05




## Interim Condensed Consolidated Statement of Financial Position

### 中期簡明綜合財務狀況表

			30 June 2022 2022年6月30日	31 December 2021 2021年12月31日
			(Unaudited) (未經審核)	(Audited) (經審核)
		Notes 附註	RMB'000 人民幣千元	RMB'000 人民幣千元/
<b>NON-CURRENT ASSETS</b>	<b>非流動資產</b>			
Property, plant and equipment	物業、廠房及設備	9	4,150	4,471
Other receivables	其他應收款項		611	868
Right-of-use assets	使用權資產		7,722	9,018
Other intangible assets	其他無形資產		1,123	1,152
Investment in associates	於聯營公司的投資		–	184
Deferred tax assets	遞延稅項資產		2,404	916
Total non-current assets	非流動資產總值		16,010	16,609
<b>CURRENT ASSETS</b>	<b>流動資產</b>			
Inventories	存貨		2,660	680
Trade and notes receivables	貿易應收款項及應收票據	10	69,947	81,866
Prepayments, other receivables and other assets	預付款項、其他應收款項及其他資產		17,233	10,451
Financial assets at fair value through profit or loss	按公平值計入損益的金融資產	11	312,249	373,389
Due from a related party	應收一名關聯方款項	17	–	73
Cash and cash equivalents	現金及現金等價物	12	98,471	33,955
Total current assets	流動資產總值		500,560	500,414
<b>CURRENT LIABILITIES</b>	<b>流動負債</b>			
Trade payables	貿易應付款項	13	9,807	16,859
Other payables and accruals	其他應付款項及應計款項	14	71,242	67,586
Lease liabilities	租賃負債		4,351	4,640
Tax payable	應付稅項		6,156	7,053
Total current liabilities	流動負債總額		91,556	96,138
<b>NET CURRENT ASSETS</b>	<b>流動資產淨值</b>		409,004	404,276
<b>TOTAL ASSETS LESS CURRENT LIABILITIES</b>	<b>資產總值減流動負債</b>		425,014	420,885

Interim Condensed Consolidated Statement of Financial Position (Cont'd)  
中期簡明綜合財務狀況表 (續)

		30 June 2022 2022年6月30日 (Unaudited) (未經審核) RMB'000 人民幣千元	31 December 2021 2021年12月31日 (Audited) (經審核) RMB'000 人民幣千元/
		Notes 附註	
<b>TOTAL ASSETS LESS CURRENT LIABILITIES</b>	<b>資產總值減流動負債</b>	<b>425,014</b>	420,885
<b>NON-CURRENT LIABILITIES</b>	<b>非流動負債</b>		
Lease liabilities	租賃負債	<b>3,816</b>	4,974
Total non-current liabilities	非流動負債總額	<b>3,816</b>	4,974
<b>Net assets</b>	<b>資產淨值</b>	<b>421,198</b>	415,911
<b>EQUITY</b>	<b>股權</b>		
<b>Equity attributable to owners of the parent</b>	<b>母公司擁有人應佔股權</b>		
Share capital	股本	16	322
Reserves	儲備	<b>420,396</b>	416,536
		<b>420,718</b>	416,858
Non-controlling interests	非控股權益	<b>480</b>	(947)
<b>Total equity</b>	<b>總權益</b>	<b>421,198</b>	415,911



## Interim Condensed Consolidated Statement of Changes in Equity

### 中期簡明綜合權益變動表

For the six months ended 30 June 2022

截至2022年6月30日止六個月

		Attributable to owners of the parent						Non-controlling interests	Total equity
		母公司擁有人應佔							
		Share capital	Share premium*	Capital reserve*	Statutory reserve*	Retained profits*	Total		
		股本	股份溢價*	資本儲備*	法定盈餘儲備*	保留盈利*	總計	非控股權益	總權益
		RMB'000	RMB'000	RMB'000	RMB'000	RMB'000	RMB'000	RMB'000	RMB'000
		人民幣千元	人民幣千元	人民幣千元	人民幣千元	人民幣千元	人民幣千元	人民幣千元	人民幣千元
At 1 January 2022 (audited)	於2022年1月1日 (經審核)	322	183,858	19,372	24,532	188,774	416,858	(947)	415,911
Total comprehensive income for the period (unaudited)	期內全面收入總額 (未經審核)	-	-	-	-	3,860	3,860	1,427	5,287
At 30 June 2022 (unaudited)	於2022年6月30日 (未經審核)	322	183,858	19,372	24,532	192,634	420,718	480	421,198

Interim Condensed Consolidated Statement of Changes in Equity (Cont'd)  
中期簡明綜合權益變動表 (續)

For the six months ended 30 June 2021

截至2021年6月30日止六個月


		Attributable to owners of the parent							
		母公司擁有人應佔							
		Share capital	Share premium*	Capital reserve*	Statutory reserve*	Retained profits *	Total	Non-controlling interests	Total equity
		股本	股份溢價*	資本儲備*	法定盈餘儲備*	保留盈利*	總計	非控股權益	總權益
		RMB'000	RMB'000	RMB'000	RMB'000	RMB'000	RMB'000	RMB'000	RMB'000
		人民幣千元	人民幣千元	人民幣千元	人民幣千元	人民幣千元	人民幣千元	人民幣千元	人民幣千元
At 1 January 2021 (audited)	於2021年1月1日 (經審核)	-	-	206,718	20,825	235,122	462,665	1,960	464,625
Total comprehensive income for the period (unaudited)	期內全面收入總額 (未經審核)	-	-	-	-	16,925	16,925	(4,558)	12,367
Issue of shares of the Company (unaudited)	發行本公司股份 (未經審核)	322	183,858	-	-	-	184,180	-	184,180
Deemed distribution to the then Shareholders** (unaudited)	視作向當時的股東作出分派** (未經審核)	-	-	(184,169)	(1,368)	-	(185,537)	-	(185,537)
Dividends declared (note 7) (unaudited)	已宣派股息 (附註7) (未經審核)	-	-	-	-	(120,086)	(120,086)	-	(120,086)
Acquisition of non-controlling interests (unaudited)	收購非控股權益 (未經審核)	-	-	(3,177)	-	-	(3,177)	678	(2,499)
Capital injection by non-controlling shareholders (unaudited)	非控股股東注資 (未經審核)	-	-	-	-	-	-	2,250	2,250
<b>At 30 June 2021 (unaudited)</b>	<b>於2021年6月30日 (未經審核)</b>	<b>322</b>	<b>183,858</b>	<b>19,372</b>	<b>19,457</b>	<b>131,961</b>	<b>354,970</b>	<b>330</b>	<b>355,300</b>

\* These reserve accounts comprise the consolidated reserves of RMB420,396,000 in the unaudited interim condensed consolidated statement of financial position as at 30 June 2022.

\* 該等儲備賬包括於2022年6月30日的未經審核中期簡明綜合財務狀況表內的綜合儲備人民幣420,396,000元。

\*\* On 28 January 2021, a shareholders' meeting of Guangzhou Sinohealth Information Co., Ltd. ("Sinohealth Information") was convened and resolved to reduce the registered capital of Sinohealth Information from RMB40,000,000 to RMB21,492,000, according to the reorganisation agreement with the corresponding capital reserve and statutory reserve of a total amount of RMB185,537,000 was distributed to the then shareholders.

\*\* 2021年1月28日，根據重組協議，廣州中康資訊股份有限公司（「中康資訊」）召開股東大會及議決將中康資訊的註冊資本由人民幣40,000,000元削減至人民幣21,492,000元，而相關資本儲備及法定盈餘儲備合共人民幣185,537,000元已分派予當時的股東。



# Interim Condensed Consolidated Statement of Cash Flows

## 中期簡明綜合現金流量表

For the six months ended 30 June  
截至6月30日止六個月


		2022	2021
		2022年	2021年
		(Unaudited)	(Unaudited)
		(未經審核)	(未經審核)
	Notes	RMB'000	RMB'000
	附註	人民幣千元	人民幣千元
<b>CASH FLOWS FROM OPERATING ACTIVITIES</b>	<b>經營活動所得現金流量</b>		
Profit before tax	除稅前溢利	3,926	19,610
Adjustments for:	就以下各項調整：		
Finance costs	財務成本	214	275
Bank interest income	銀行利息收入	(78)	(170)
Investment income from financial assets at fair value through profit or loss	按公平值計入損益的金融資產的 投資收入	(2,842)	(2,702)
Fair value gains on financial assets at fair value through profit or loss	按公平值計入損益的金融資產 公平值收益	(3,425)	(2,403)
Depreciation of property, plant and equipment	物業、廠房及設備折舊	1,213	972
Depreciation of right-of-use assets	使用權資產折舊	2,430	2,393
Amortisation of other intangible assets	其他無形資產攤銷	335	143
Gains on lease modifications	租賃修改收益	-	(1,107)
Impairment of trade receivables	貿易應收款項減值	1,021	628
Impairment of other receivables	其他應收款項減值	-	325
Share of losses of associates	應佔聯營公司虧損	-	112
Foreign exchange differences, net	外匯差額淨額	(277)	186
Loss on disposal of items of property, plant and equipment	出售物業、廠房及設備項目的 虧損	4	3
Decrease/(increase) in trade and notes receivables	貿易應收款項及應收票據減少／ (增加)	10,898	(6,806)
Increase in prepayments, other receivables and other assets	預付款項、其他應收款項及 其他資產增加	(5,277)	(3,554)
Decrease in due from a related party	應收一名關聯方款項減少	73	-
Increase in inventories	存貨增加	(1,980)	(732)
(Decrease)/increase in trade payables	貿易應付款項(減少)／增加	(7,052)	825
Increase in other payables and accruals	其他應付款項及應計款項增加	3,606	36,629

## Interim Condensed Consolidated Statement of Cash Flows (Cont'd)

## 中期簡明綜合現金流量表 (續)

For the six months ended 30 June  
截至6月30日止六個月

		2022	2021
		2022年	2021年
		(Unaudited)	(Unaudited)
		(未經審核)	(未經審核)
	Notes	RMB'000	RMB'000
	附註	人民幣千元	人民幣千元
Cash generated from operations	經營所得現金	2,789	44,627
Interest received	已收利息	78	170
Income tax paid	已付所得稅	(1,024)	(5,652)
Net cash flows from operating activities	經營活動所得現金流量淨額	1,843	39,145
<b>CASH FLOWS FROM INVESTING ACTIVITIES</b>	<b>投資活動所得現金流量</b>		
Purchases of items of property, plant and equipment and related advance payments	購買物業、廠房及設備項目以及相關墊款付款	(969)	(1,207)
Proceeds from disposals of items of property, plant and equipment	出售物業、廠房及設備項目所得款項	73	-
Additions to other intangible assets	其他無形資產添置	(306)	(850)
Investment in associates	於聯營公司的投資	-	(600)
Acquisition of a subsidiary	收購一家附屬公司	-	(637)
Proceeds from disposal of a subsidiary	出售一家附屬公司所得款項	-	10
Proceeds from disposal of an associate	出售一家聯營公司所得款項	184	-
Purchases of financial assets at fair value through profit or loss	購買按公平值計入損益的金融資產	(475,343)	(635,690)
Investment income received from financial assets at fair value through profit or loss	按公平值計入損益的金融資產獲得的投資收入	2,842	2,702
Disposal of financial assets at fair value through profit or loss	出售按公平值計入損益的金融資產	539,908	720,407
Net cash flows from investing activities	投資活動所得現金流量淨額	66,389	84,135





## Interim Condensed Consolidated Statement of Cash Flows (Cont'd)

## 中期簡明綜合現金流量表 (續)

For the six months ended 30 June  
截至6月30日止六個月

		2022	2021
		2022年	2021年
		(Unaudited)	(Unaudited)
		(未經審核)	(未經審核)
	Notes	RMB'000	RMB'000
	附註	人民幣千元	人民幣千元
<b>CASH FLOWS FROM FINANCING ACTIVITIES</b>	<b>融資活動所得現金流量</b>		
Issue of shares of the Company	發行本公司股份	-	184,006
Deemed distribution to the then shareholders	視作向當時的股東作出分派	-	(185,537)
Dividend paid	已派付股息	-	(120,086)
Principal portion of lease payments	租賃付款的本金部分	(2,581)	(2,395)
Interest paid for lease liabilities	就租賃負債支付利息	(214)	(275)
Payment for listing expenses	上市開支付款	(1,198)	-
Capital injection by non-controlling shareholders	非控股股東注資	-	2,250
Repayment of advance from a related party	償還關聯方墊款	-	(1,500)
Repayment of advance from a director	償還董事墊款	-	(47)
Acquisition of non-controlling interests	收購非控股權益	-	(2,490)
Net cash flows used in financing activities	融資活動所用現金流量淨額	(3,993)	(126,074)
<b>NET INCREASE/(DECREASE) IN CASH AND CASH EQUIVALENTS</b>	<b>現金及現金等價物增加／(減少)淨額</b>	<b>64,239</b>	<b>(2,794)</b>
Cash and cash equivalents at beginning of period	期初現金及現金等價物	33,955	115,778
Effect of foreign exchange rate changes, net	外匯匯率變動的影響淨額	277	(186)
<b>CASH AND CASH EQUIVALENTS AT END OF PERIOD</b>	<b>期末現金及現金等價物</b>	<b>98,471</b>	<b>112,798</b>
<b>ANALYSIS OF BALANCES OF CASH AND CASH EQUIVALENTS</b>	<b>現金及現金等價物結餘分析</b>		
Cash and bank balances	現金及銀行結餘	98,471	112,798
Cash and cash equivalents as stated in the interim condensed consolidated statement of financial position and the interim condensed consolidated statements of cash flow	於中期簡明綜合財務狀況表及中期簡明綜合現金流量表列賬的現金及現金等價物	98,471	112,798

## Notes to the Interim Condensed Consolidated Financial Information 中期簡明綜合財務資料附註

### 1. CORPORATE INFORMATION

The Company is a limited liability company incorporated in the Cayman Islands on 4 March 2019. The registered address of the Company is at the office of Ogier Global (Cayman) Limited, of 89 Nexus Way, Grand Cayman, KY1-9009, Cayman Islands.

The Company is an investment holding company. During the reporting period, the Company's subsidiaries were principally engaged in the provision of Data Insight Solutions, Data-driven Publications and Events and SaaS products.

The shares of the Company were listed on the Main Board of The Stock Exchange of Hong Kong Limited on 12 July 2022.

### 2. BASIS OF PREPARATION AND CHANGES TO THE GROUP'S ACCOUNTING POLICIES

#### 2.1 Basis of preparation

The interim condensed consolidated financial information for the six months ended 30 June 2022 has been prepared in accordance with Hong Kong Accounting Standard ("HKAS") 34 *Interim Financial Reporting*. The interim condensed consolidated financial information does not include all the information and disclosures required in the annual financial statements, and should be read in conjunction with the Group's consolidated financial statements included in the Accountants' Report set forth in Appendix I to the Prospectus.

#### 2.2 Changes in accounting policies

The accounting policies adopted in the preparation of the interim condensed consolidated financial information are consistent with those applied in the preparation of the Group's annual consolidated financial statements for the year ended 31 December 2021, except for the adoption of the following revised Hong Kong Financial Reporting Standards ("HKFRSs") for the first time for the current period's financial information.

Amendments to HKFRS 3

香港財務報告準則第3號 (修訂本)

Amendments to HKAS 16

香港會計準則第16號 (修訂本)

Amendments to HKAS 37

香港會計準則第37號 (修訂本)

*Annual Improvements to HKFRSs 2018-2020*

香港財務報告準則2018年至2020年的年度改進

*Reference to the Conceptual Framework*

概念框架之提述

*Property, Plant and Equipment: Proceeds before Intended Use*

物業、廠房及設備：作擬定用途之前的所得款項

*Onerous Contracts – Cost of Fulfilling a Contract*

虧損性合約 – 履行合約的成本

Amendments to HKFRS 1, HKFRS 9, Illustrative Examples accompanying HKFRS 16, and HKAS 41

香港財務報告準則第1號、香港財務報告準則第9號、香港財務報告準則第16號隨附的闡釋範例及香港會計準則第41號之修訂

### 1. 公司資料

本公司為一間於2019年3月4日於開曼群島註冊成立的有限公司。本公司的註冊地址位於Ogier Global (Cayman) Limited的辦事處，即89 Nexus Way, Grand Cayman, KY1-9009, Cayman Islands。

本公司為投資控股公司。於報告期，本公司的附屬公司主要從事提供數據洞察解決方案、數據驅動發佈及活動以及SaaS產品。

本公司股份於2022年7月12日在香港聯交所主板上市。

### 2. 編製基準及本集團會計政策變動

#### 2.1 編製基準

截至2022年6月30日止六個月的中期簡明綜合財務資料乃根據香港會計準則（「香港會計準則」）第34號*中期財務報告*編製。中期簡明綜合財務資料並不包括年度財務報表規定須予披露之所有資料及披露資料，並應與招股章程附錄一會計師報告所載本集團綜合財務報表一併閱讀。

#### 2.2 會計政策變動

編製中期簡明綜合財務資料所採納的會計政策與編製本集團截至2021年12月31日止年度的年度綜合財務報表所採納者一致，惟本期間的財務資料首次採納以下經修訂香港財務報告準則（「香港財務報告準則」）除外。



## Notes to the Interim Condensed Consolidated Financial Information (Cont'd)

### 中期簡明綜合財務資料附註 (續)

## 2. BASIS OF PREPARATION AND CHANGES TO THE GROUP'S ACCOUNTING POLICIES (Cont'd)

### 2.2 Changes in accounting policies (Cont'd)

The nature and impact of the revised HKFRSs are described below:

- (a) Amendments to HKFRS 3 replace a reference to the previous *Framework for the Preparation and Presentation of Financial Statements* with a reference to the *Conceptual Framework for Financial Reporting* issued in June 2018 without significantly changing its requirements. The amendments also add to HKFRS 3 an exception to its recognition principle for an entity to refer to the Conceptual Framework to determine what constitutes an asset or a liability. The exception specifies that, for liabilities and contingent liabilities that would be within the scope of HKAS 37 or HK(IFRIC)-Int 21 if they were incurred separately rather than assumed in a business combination, an entity applying HKFRS 3 should refer to HKAS 37 or HK(IFRIC)-Int 21 respectively instead of the Conceptual Framework. Furthermore, the amendments clarify that contingent assets do not qualify for recognition at the acquisition date. The Group has applied the amendments prospectively to business combinations that occurred on or after 1 January 2022. As there were no contingent assets, liabilities and contingent liabilities within the scope of the amendments arising in the business combination that occurred during the period, the amendments did not have any impact on the financial position and performance of the Group.
- (b) Amendments to HKAS 16 prohibit an entity from deducting from the cost of an item of property, plant and equipment any proceeds from selling items produced while bringing that asset to the location and condition necessary for it to be capable of operating in the manner intended by management. Instead, an entity recognises the proceeds from selling any such items, and the cost of those items, in profit or loss. The Group has applied the amendments retrospectively to items of property, plant and equipment made available for use on or after 1 January 2021. Since there was no sale of items produced while making property, plant and equipment available for use on or after 1 January 2021, the amendments did not have any impact on the financial position or performance of the Group.

## 2. 編製基準及本集團會計政策變動 (續)

### 2.2 會計政策變動 (續)

經修訂香港財務報告準則的性質及影響敘述如下：

- (a) 香港財務報告準則第3號(修訂本)以2018年6月頒佈的引用財務報告概念框架取代引用先前財務報表編製及呈列框架，而毋須大幅度改變其規定。該等修訂亦就香港財務報告準則第3號就實體引用概念框架以釐定構成資產或負債之內容之確認原則增設一項例外情況。該例外情況規定，對於可能屬於香港會計準則第37號或香港(國際財務報告詮釋委員會)－詮釋第21號範圍內的負債及或然負債而言，倘該等負債屬單獨產生而非於企業合併中產生，則應用香港財務報告準則第3號的實體應分別參考香港會計準則第37號或香港(國際財務報告詮釋委員會)－詮釋第21號，而非概念框架。此外，該等修訂澄清或然資產於收購日期不符合確認條件。本集團已就於2022年1月1日或之後發生的業務合併提前採納該等修訂。由於本期間發生的業務合併所產生的修訂範圍內並無或然資產、負債及或然負債，因此該等修訂對本集團的財務狀況及業績並無任何影響。
- (b) 香港會計準則第16號(修訂本)禁止實體從物業、廠房及設備項目的成本中扣除使資產達到管理層預定的營運方式所需的位置與條件時產生的全部出售所得款項。相反，實體必須將該等項目的出售所得款項及該等項目的成本於損益確認。本集團已就於2021年1月1日或之後可用的物業、廠房及設備項目追溯性的採納該等修訂。由於令物業、廠房及設備於2021年1月1日或之後可用時概無所生產項目出售，因此該等修訂對本集團的財務狀況或業績並無任何影響。

## Notes to the Interim Condensed Consolidated Financial Information (Cont'd)

### 中期簡明綜合財務資料附註 (續)

## 2. BASIS OF PREPARATION AND CHANGES TO THE GROUP'S ACCOUNTING POLICIES (Cont'd)

### 2.2 Changes in accounting policies (Cont'd)

(c) Amendments to HKAS 37 clarify that for the purpose of assessing whether a contract is onerous under HKAS 37, the cost of fulfilling the contract comprises the costs that relate directly to the contract. Costs that relate directly to a contract include both the incremental costs of fulfilling that contract (e.g., direct labour and materials) and an allocation of other costs that relate directly to fulfilling that contract (e.g., an allocation of the depreciation charge for an item of property, plant and equipment used in fulfilling the contract as well as contract management and supervision costs). General and administrative costs do not relate directly to a contract and are excluded unless they are explicitly chargeable to the counterparty under the contract. The Group has applied the amendments prospectively to contracts for which it has not yet fulfilled all its obligations at 1 January 2022 and no onerous contracts were identified. Therefore, the amendments did not have any impact on the financial position or performance of the Group.

(d) *Annual Improvements to HKFRSs 2018-2020* sets out amendments to HKFRS 1, HKFRS 9, Illustrative Examples accompanying HKFRS 16, and HKAS 41. Details of the amendments that are applicable to the Group are as follows:

- HKFRS 9 *Financial Instruments*: clarifies the fees that an entity includes when assessing whether the terms of a new or modified financial liability are substantially different from the terms of the original financial liability. These fees include only those paid or received between the borrower and the lender, including fees paid or received by either the borrower or lender on the other's behalf. The Group has applied the amendment prospectively to financial liabilities that are modified or exchanged on or after 1 January 2022. As there was no modification of the Group's financial liabilities during the period, the amendment did not have any impact on the financial position or performance of the Group.
- HKFRS 16 *Leases*: removes the illustration of payments from the lessor relating to leasehold improvements in Illustrative Example 13 accompanying HKFRS 16. This removes potential confusion regarding the treatment of lease incentives when applying HKFRS 16.

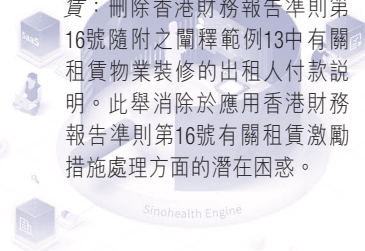
## 2. 編製基準及本集團會計政策變動 (續)

### 2.2 會計政策變動 (續)

(c) 香港會計準則第37號(修訂本)澄清，就根據香港會計準則第37號評估合約是否屬虧損性而言，履行合約的成本包括與合約直接相關的成本。與合約直接相關的成本包括履行該合約的增量成本(例如直接勞工及材料)及與履行合約直接相關的其他成本分配(例如分配履行合約所用物業、廠房及設備項目的折舊開支以及合約管理及監管成本)。一般及行政成本與合約並無直接關連，除非根據合約明確向對手方收取費用，否則不包括在內。本集團已就於2022年1月1日尚未履行其所有責任的合約提前採納該等修訂，且尚未識別出虧損合同。因此，該等修訂對本集團的財務狀況或業績並無任何影響。

(d) *香港財務報告準則2018年至2020年的年度改進*載列香港財務報告準則第1號、香港財務報告準則第9號、香港財務報告準則第16號隨附的闡釋範例及香港會計準則第41號(修訂本)。適用於本集團的該等修訂詳情如下：

- 香港財務報告準則第9號金融工具：澄清於實體評估是否新訂或經修改金融負債的條款與原金融負債的條款存在實質差異時所包含的費用。該等費用僅包括借款人與貸款人之間已支付或收取的費用，包括借款人或貸款人代表其他方支付或收取的費用。本集團已就於2022年1月1日或之後修改或交換的金融負債提前採納該等修訂。由於期內本集團的金融負債並無變動，因此該等修訂對本集團的財務狀況或業績並無任何影響。
- 香港財務報告準則第16號租賃：刪除香港財務報告準則第16號隨附之闡釋範例13中有關租賃物業裝修的出租人付款說明。此舉消除於應用香港財務報告準則第16號有關租賃激勵措施處理方面的潛在困惑。



## Notes to the Interim Condensed Consolidated Financial Information (Cont'd)

## 中期簡明綜合財務資料附註（續）

**3. OPERATING SEGMENT INFORMATION**

For management purposes, the Group is not organised into business units based on their services and only has one reportable operating segment. Management monitors the operating results of the Group's operating segment as a whole for the purpose of making decisions about resource allocation and performance assessment.

**4. REVENUE, OTHER INCOME AND GAINS**

An analysis of revenue is as follows:

**3. 經營分部資料**

就管理而言，本集團並無按其服務劃分業務單位，並僅有一個可呈報經營分部。管理層對本集團經營分部的經營業績進行全盤監控，以就資源分配及績效評估作出決策。

**4. 收入、其他收入及收益**

收入分析如下：

		For the six months ended 30 June 截至6月30日止六個月	
		2022 2022年 (Unaudited) (未經審核) RMB'000 人民幣千元	2021 2021年 (Unaudited) (未經審核) RMB'000 人民幣千元
Revenue from contracts with customers	客戶合約收入	121,209	106,981

Notes to the Interim Condensed Consolidated Financial Information (Cont'd)  
中期簡明綜合財務資料附註（續）

## 4. REVENUE, OTHER INCOME AND GAINS (Cont'd)

## Revenue from contracts with customers


## (a) Disaggregated revenue information

		For the six months ended 30 June	
		截至6月30日止六個月	
		2022	2021
		2022年	2021年
		(Unaudited)	(Unaudited)
		(未經審核)	(未經審核)
		RMB'000	RMB'000
		人民幣千元	人民幣千元
<b>Type of goods or services</b>	<b>貨品或服務類別</b>		
Data Insight Solutions	數據洞察解決方案	83,552	50,859
Data-driven Publications and Events	數據驅動發佈及活動	21,021	44,708
SaaS products	SaaS產品	16,636	11,414
		121,209	106,981
<b>Geographical markets</b>	<b>地理市場</b>		
Mainland China	中國內地	121,076	106,787
Overseas	海外	133	194
		121,209	106,981
<b>Timing of revenue recognition</b>	<b>收入確認的時間</b>		
Services transferred at a point in time	於某一時間點轉移的服務	59,659	41,280
Services transferred over time	隨時間轉移的服務	61,550	65,701
		121,209	106,981

## 4. 收入、其他收入及收益（續）

## 客戶合約收入

## (a) 分類收入資料



**Notes to the Interim Condensed Consolidated Financial Information (Cont'd)****中期簡明綜合財務資料附註（續）****4. REVENUE, OTHER INCOME AND GAINS (Cont'd)****Revenue from contracts with customers (Cont'd)***(b) Performance obligations*

Information about the Group's performance obligations is summarised below:

*Data Insight Solutions*

The performance obligation for delivery of customised research reports is generally satisfied at the point of time when the individual research report is delivered and accepted by the customers and payment is generally due within 120 days from the date of billing. The performance obligation for provision of individual marketing solution is satisfied over time as services are rendered and payment in advance is normally required.

*Data-driven Publications and Events*

The performance obligation is satisfied over time as services are rendered, where payment in advance is normally required. The services related to Data-driven Publications and Events are generally completed within one week.

*SaaS products*

The performance obligation for granting right to access the proprietary cloud-based software is satisfied over time as services are rendered, where payment in advance is normally required. The performance obligation for API use is satisfied at the point of time when the right to use is granted and payment is generally due immediately. The performance obligation for application software development is satisfied at the point of time when the application software together with relevant license is accepted by the customers, and payment is generally due when the service was completed.

**4. 收入、其他收入及收益（續）****客戶合約收入（續）***(b) 履約責任*

有關本集團履約責任的資料概述如下：

*數據洞察解決方案*

交付量身定制的研究報告的履約責任一般於個別研究報告交付並獲客戶接納時達成，付款一般自發票日期起120日內到期。提供個別營銷解決方案的履約責任隨著提供服務的時間達成，且一般須提前付款。

*數據驅動發佈及活動*

履約責任隨著提供服務的時間達成，惟一般須提前付款。與數據驅動發佈及活動相關的服務一般於一星期內完成。

*SaaS產品*

授權接入專有雲端軟件的履約責任隨時間於提供服務時達成，在此情況下一般要求提前付款。使用API的履約責任於授出使用權的時間點履行，且通常要求即時付款。應用軟件開發的履約責任於應用軟件連同相關學科組獲客戶接受的時間點達成，而付款通常於服務完成時到期。

Notes to the Interim Condensed Consolidated Financial Information (Cont'd)  
中期簡明綜合財務資料附註 (續)


## 4. REVENUE, OTHER INCOME AND GAINS (Cont'd)

An analysis of other income and gains is as follows:

		For the six months ended 30 June	
		截至6月30日止六個月	
		2022	2021
		2022年	2021年
		(Unaudited)	(Unaudited)
		(未經審核)	(未經審核)
		RMB'000	RMB'000
		人民幣千元	人民幣千元
<b>Other income</b>	<b>其他收入</b>		
Bank interest income	銀行利息收入	78	170
Government grants*	政府補助*	3,791	10,932
Investment income from financial assets at fair value through profit or loss	按公平值計入損益的金融資產的 投資收入	2,842	2,702
Others	其他	448	207
		<b>7,159</b>	<b>14,011</b>
<b>Gains</b>	<b>收益</b>		
Fair value gains on financial assets at fair value through profit or loss	按公平值計入損益的金融資產的 公平值收益	3,425	2,403
Foreign exchange gains, net	匯兌收益淨額	277	-
Gains on lease modifications	租賃修改收益	-	1,107
		<b>10,861</b>	<b>17,521</b>

\* The government grants mainly represent incentives awarded by the local governments to support the Group's operation. There were no unfulfilled conditions or contingencies attached to these grants.

\* 政府補助主要指獲當地政府授予的獎勵，以支持本集團營運。該等獎勵並無附帶未履行條件或或然事項。





## Notes to the Interim Condensed Consolidated Financial Information (Cont'd)

## 中期簡明綜合財務資料附註 (續)

## 5. PROFIT BEFORE TAX

The Group's profit before tax is arrived at after charging/(crediting):

## 5. 除稅前溢利

本集團的除稅前溢利於扣除/(計入)以下各項後達致：

		For the six months ended 30 June	
		截至6月30日止六個月	
		2022	2021
		2022年	2021年
		(Unaudited)	(Unaudited)
		(未經審核)	(未經審核)
		RMB'000	RMB'000
		人民幣千元	人民幣千元
Cost of services provided	提供服務成本	64,558	44,975
Depreciation of property, plant and equipment	物業、廠房及設備折舊	1,213	972
Depreciation of right-of-use assets	使用權資產折舊	2,430	2,393
Amortisation of other intangible assets	其他無形資產攤銷	335	143
Research and development costs	研發成本	28,520	24,084
Listing expenses	上市開支	4,190	12,835
Lease payments not included in the measurement of lease liabilities	不計入租賃負債計量的租賃付款	58	95
Bank interest income	銀行利息收入	(78)	(170)
Government grants	政府補助	(3,791)	(10,932)
Investment income from financial assets at fair value through profit or loss	按公平值計入損益的金融資產的投資收入	(2,842)	(2,702)
Fair value gains on financial assets at fair value through profit or loss	按公平值計入損益的金融資產的公平值收益	(3,425)	(2,403)
Gains on lease modifications	租賃修改收益	-	(1,107)
Foreign exchange differences, net	匯兌差異淨額	(277)	186
Loss on disposal of items of property, plant and equipment	出售物業、廠房及設備項目之虧損	4	3
Impairment of trade receivables, net	貿易應收款項減值淨額	1,021	628
Impairment of other receivables, net	其他應收款項減值淨額	-	325

## Notes to the Interim Condensed Consolidated Financial Information (Cont'd)

### 中期簡明綜合財務資料附註 (續)

#### 6. INCOME TAX EXPENSE

The Group is subject to income tax on an entity basis on profit arising in or derived from the jurisdictions in which members of the Group are domiciled and operate.

Pursuant to the rules and regulations of the Cayman Islands and the BVI, the Company and its subsidiary are not subject to any income tax in the Cayman Islands and the BVI.

The statutory tax rate for the subsidiary in Hong Kong is 16.5%. No Hong Kong profits tax on the subsidiary has been provided as there was no assessable profit arising in Hong Kong during the period.

The provision for current income tax in Mainland China is based on a statutory tax rate of 25% of the assessable profits of the PRC subsidiaries of the Group as determined in accordance with the PRC Corporate Income Tax Law.

Sinohealth Information was accredited as a high and new technology enterprise ("HNTE") and was entitled to a preferential PRC Corporate Income tax rate of 15% during the period. Sinohealth Information needs to renew the HNTE certificate every three years so as to enjoy the reduced tax rate of 15%.

Certain of the subsidiaries, which operate in Mainland China, are identified as Small and Micro Enterprises and were entitled to a preferential tax rate of 2.5%, 5% or 10% during the period.

The major components of the income tax expense of the Group during the period are analysed as follows:

#### 6. 所得稅開支

本集團須就本集團成員公司所處及經營所在司法權區產生或賺取的溢利，按實體基準繳納所得稅。

根據開曼群島及英屬處女群島的規則及法規，本公司及其附屬公司毋須於開曼群島及英屬處女群島繳納任何所得稅。

香港附屬公司的法定稅率為16.5%。由於期內並無於香港產生應課稅溢利，故並無就附屬公司計提香港利得稅撥備。


中國內地即期所得稅撥備乃按根據中國企業所得稅法釐定的本集團中國附屬公司的應課稅溢利按法定稅率25%釐定。

中康資訊被認為高新技術企業（「HNTE」），期內享有15%的優先中國企業所得稅稅率。中康資訊須每三年重續HNTE證書，以享有15%的減免稅率。

於期內，於中國內地營運的若干附屬公司被認定為小微企業，享有2.5%、5%或10%的優惠稅率。

本集團於期內所得稅開支的主要組成部分如下：

		For the six months ended 30 June	
		截至6月30日止六個月	
		2022	2021
		2022年	2021年
		(Unaudited)	(Unaudited)
		(未經審核)	(未經審核)
		RMB'000	RMB'000
		人民幣千元	人民幣千元
Current – Mainland China charge for the period	即期－期內扣除的中國內地稅項	127	7,396
Deferred tax	遞延稅項	(1,488)	(153)
Total tax (credit)/charge for the period	期內(抵免)/扣除的稅項總額	(1,361)	7,243



## Notes to the Interim Condensed Consolidated Financial Information (Cont'd)

### 中期簡明綜合財務資料附註 (續)

#### 7. DIVIDENDS

The board of directors did not declare the payment of an interim dividend for the six months ended 30 June 2022.

On 27 January 2021, Sinohealth Information declared and approved a dividend of RMB120,086,000 to its then shareholders.

#### 8. EARNINGS PER SHARE ATTRIBUTABLE TO ORDINARY EQUITY HOLDERS OF THE PARENT

The calculation of the basic earnings per share amounts is based on the profit for the period attributable to ordinary equity holders of the parent. The weighted average number of shares has been retrospectively adjusted for the effect of the share subdivision (note 16) and capitalization issue (note 20) on the assumption that the share subdivision and capitalization issue had been completed on 1 January 2021.

The Group had no potentially dilutive ordinary shares in issue during the period.

The calculations of basic and diluted earnings per share are based on:

#### 7. 股息

董事會並無就截至2022年6月30日止六個月宣派中期股息。

於2021年1月27日，中康資訊宣派並批准向其當時的股東派發股息人民幣120,086,000元。

#### 8. 母公司普通股權益持有人應佔每股盈利

每股基本盈利金額乃根據母公司普通股持有人應佔期內溢利計算。股份的加權平均數乃假設股份拆細(附註16)及資本化發行(附註20)已於2021年1月1日完成，就股份拆細及資本化發行的影響追溯調整。

期內本集團並無潛在攤薄已發行普通股。

每股基本及攤薄盈利乃根據以下數據計算：

		For the six months ended 30 June	
		截至6月30日止六個月	
		2022	2021
		2022年	2021年
		(Unaudited)	(Unaudited)
		(未經審核)	(未經審核)
		RMB'000	RMB'000
		人民幣千元	人民幣千元
<b>Earnings</b>	<b>盈利</b>		
Profit attributable to ordinary equity holders of the parent, used in the basic and diluted earnings per share calculation	用於計算每股基本及攤薄盈利的 母公司普通股持有人應佔溢利	<b>3,860</b>	16,925

Notes to the Interim Condensed Consolidated Financial Information (Cont'd)  
中期簡明綜合財務資料附註 (續)


## 8. EARNINGS PER SHARE ATTRIBUTABLE TO ORDINARY EQUITY HOLDERS OF THE PARENT (Cont'd) 8. 母公司普通股權益持有人應佔每股盈利 (續)

		Number of shares 股份數目	
		For the six months ended 30 June 截至6月30日止六個月	
		2022 2022年 (Unaudited) (未經審核)	2021 2021年 (Unaudited) (未經審核)
Shares Weighted average number of ordinary shares in issue used in the basic and diluted earnings per share calculation	股份 用於計算每股基本及攤薄盈利的已發行普通股加權平均數	375,000,000	371,215,545

## 9. PROPERTY, PLANT AND EQUIPMENT

## 9. 物業、廠房及設備

		30 June 2022 2022年6月30日 (Unaudited) (未經審核) RMB'000 人民幣千元	31 December 2021 2021年12月31日 (Audited) (經審核) RMB'000 人民幣千元
Carrying amount at beginning of period/year	於期／年初的賬面值	4,471	4,750
Additions	添置	969	1,878
Depreciation provided during the period/year	年／期內計提折舊	(1,213)	(2,083)
Disposals	出售	(77)	(74)
Carrying amount at end of period/year	於期／年末的賬面值	4,150	4,471



Notes to the Interim Condensed Consolidated Financial Information (Cont'd)  
中期簡明綜合財務資料附註 (續)

## 10. TRADE AND NOTES RECEIVABLES

## 10. 貿易應收款項及應收票據

		30 June 2022 2022年6月30日 (Unaudited) (未經審核) RMB'000 人民幣千元	31 December 2021 2021年12月31日 (Audited) (經審核) RMB'000 人民幣千元
Trade receivables	貿易應收款項	72,265	78,712
Notes receivable	應收票據	2,347	7,695
Impairment	減值	(4,665)	(4,541)
		<b>69,947</b>	<b>81,866</b>

The Group's trading terms with its customers are mainly on credit. The credit terms granted generally ranged from 7 days to 120 days, depending on the specific payment terms in each contract. The Group seeks to maintain strict control over its outstanding receivables. Overdue balances are reviewed regularly by senior management. The Group does not hold any collateral or other credit enhancements over its trade receivable balances. Trade receivables are non-interest-bearing.

An ageing analysis of the trade receivables as at the end of the reporting period, based on the transaction dates and net of loss allowance, is as follows:

本集團與其客戶的貿易條款以信貸為主。所授出的信貸期一般介乎7日至120日，視乎各份合約的特定支付條款而定。本集團尋求維持嚴格控制其未償還應收款項。高級管理層定期檢討逾期結餘。本集團並未就貿易應收款項結餘持有任何抵押品或其他信用增強措施。貿易應收款項不計息。

於報告期末，貿易應收款項基於交易日期及扣除虧損撥備後的賬齡分析如下：

		30 June 2022 2022年6月30日 (Unaudited) (未經審核) RMB'000 人民幣千元	31 December 2021 2021年12月31日 (Audited) (經審核) RMB'000 人民幣千元
Within 6 months	6個月內	55,051	71,273
6 to 12 months	6至12個月	12,009	2,513
1 to 2 years	1至2年	537	383
2 to 3 years	2至3年	3	2
		<b>67,600</b>	<b>74,171</b>

Notes to the Interim Condensed Consolidated Financial Information (Cont'd)  
中期簡明綜合財務資料附註 (續)

## 10. TRADE AND NOTES RECEIVABLES (Cont'd)

The movements in the loss allowance for impairment of trade receivables are as follows:

		30 June 2022 2022年6月30日 (Unaudited) (未經審核) RMB'000 人民幣千元	31 December 2021 2021年12月31日 (Audited) (經審核) RMB'000 人民幣千元
At beginning of period/year	於期／年初	4,541	3,270
Impairment losses, net	減值虧損淨額	1,021	2,510
Amount written off as uncollectible	因不可收回而撇銷的金額	(897)	(1,239)
At end of period/year	於期／年末	4,665	4,541

## 10. 貿易應收款項及應收票據 (續)

貿易應收款項的減值虧損撥備變動如下：


## 11. FINANCIAL ASSETS AT FAIR VALUE THROUGH PROFIT OR LOSS

		30 June 2022 2022年6月30日 (Unaudited) (未經審核) RMB'000 人民幣千元	31 December 2021 2021年12月31日 (Audited) (經審核) RMB'000 人民幣千元
Unlisted investments, at fair value	非上市投資，按公平值計值	312,249	373,389

## 11. 按公平值計入損益的金融資產

The unlisted investments represented certain financial products issued by commercial banks in Mainland China. They were classified as financial assets at fair value through profit or loss as their contractual cash flows are not solely payments of principal and interest.

非上市投資指中國內地商業銀行發行的若干金融產品。由於該等投資的合約現金流量並非僅支付本金及利息，故被分類為按公平值計入損益的金融資產。



Notes to the Interim Condensed Consolidated Financial Information (Cont'd)  
中期簡明綜合財務資料附註 (續)

## 12. CASH AND CASH EQUIVALENTS

## 12. 現金及現金等價物

		30 June 2022 2022年6月30日 (Unaudited) (未經審核) RMB'000 人民幣千元	31 December 2021 2021年12月31日 (Audited) (經審核) RMB'000 人民幣千元
Cash and bank balances	現金及銀行結餘	98,471	33,955
Denominated in:	以下列貨幣計值：		
RMB	人民幣	92,942	28,618
US\$	美元	5,427	5,239
HK\$	港元	102	98
		<b>98,471</b>	<b>33,955</b>

The RMB is not freely convertible into other currencies, however, under Mainland China's Foreign Exchange Control Regulations and Administration of Settlement, Sale and Payment of Foreign Exchange Regulations, the Group is permitted to exchange RMB for other currencies through banks authorised to conduct foreign exchange business.

Cash at banks earns interest at floating rates based on daily bank deposit rates. The bank balances are deposited with creditworthy banks with no recent history of default.

人民幣不可自由兌換為其他貨幣，然而，根據中國內地《外匯管理條例》及《結匯、售匯及付匯管理規定》，本集團獲准透過獲授權進行外匯業務的銀行將人民幣兌換為其他貨幣。

銀行現金按基於每日銀行存款利率的浮動利率賺取利息。銀行結餘存入近期並無違約歷史的信譽良好的銀行。

## Notes to the Interim Condensed Consolidated Financial Information (Cont'd)

### 中期簡明綜合財務資料附註 (續)

#### 13. TRADE PAYABLES

An ageing analysis of the trade payables as at the end of the reporting period, based on the invoice date, is as follows:


		30 June 2022 2022年6月30日 (Unaudited) (未經審核) RMB'000 人民幣千元	31 December 2021 2021年12月31日 (Audited) (經審核) RMB'000 人民幣千元
Within 3 months	於3個月內	7,765	16,422
4 to 6 months	4至6個月	1,559	67
7 to 12 months	7至12個月	255	250
Over 12 months	12個月以上	228	120
		<b>9,807</b>	<b>16,859</b>

Trade payables are non-interest-bearing and are normally settled within 90 days.

#### 13. 貿易應付款項

於報告期末，基於發票日期的貿易應付款項賬齡分析如下：

貿易應付款項為不計息，一般於90日內結清。





Notes to the Interim Condensed Consolidated Financial Information (Cont'd)  
中期簡明綜合財務資料附註 (續)

## 14. OTHER PAYABLES AND ACCRUALS

## 14. 其他應付款項及應計費用

		30 June 2022	31 December 2021
		2022年6月30日	2021年12月31日
		(Unaudited)	(Audited)
		(未經審核)	(經審核)
		RMB'000	RMB'000
		人民幣千元	人民幣千元
Payroll payables	應付薪酬	23,893	33,961
Contract liabilities	合約負債	40,648	22,913
Accrued listing expense	應計上市開支	280	5,024
Tax payables other than income tax	應付稅項(所得稅除外)	5,871	4,512
Other payables	其他應付款項	550	1,176
		<b>71,242</b>	<b>67,586</b>

Contract liabilities include short-term advances received before the services are rendered.

合約負債包括提供服務前收取的短期預付款項。

## 15. COMMITMENTS

At the end of each of the reporting period, the Group did not have any significant commitments.

## 15. 承擔

於報告期末，本集團並無任何重大承擔。

Notes to the Interim Condensed Consolidated Financial Information (Cont'd)  
中期簡明綜合財務資料附註 (續)

## 16. SHARE CAPITAL

## 16. 股本

		30 June 2022 2022年6月30日 (Unaudited) (未經審核) RMB'000 人民幣千元	31 December 2021 2021年12月31日 (Audited) (經審核) RMB'000 人民幣千元
Authorised:	法定：		
5,000,000 ordinary shares of US\$0.01 each	5,000,000股每股面值0.01美元的普通股		
US\$'000	千美元	50	50
RMB'000	人民幣千元	335	335
Issued and fully paid:	已發行及繳足：		
5,000,000 ordinary shares of US\$0.01 each	5,000,000股每股面值0.01美元的普通股		
US\$'000	千美元	50	50
RMB'000	人民幣千元	322	322

The Company was incorporated on 4 March 2019 with authorised share capital of US\$50,000 divided into 50,000 shares with par value of US\$1.00 each. Upon its incorporation, one share was allotted and issued to the initial subscriber, which was transferred to Wellmark Link Limited on the same day.

On 18 May 2021, the Company resolved to subdivide each of its existing issued and unissued shares with a par value of US\$1.00 each in its share capital into 100 ordinary shares with a par value of US\$0.01 each, and all the subdivided shares be ranked pari passu in all respects with each other, such that thereafter, the authorized share capital of the Company becomes US\$50,000 divided into 5,000,000 shares with a par value of US\$0.01 each. On 18 May 2021, the Company allotted and issued an aggregate of 2,686,400 shares for cash of RMB174,000 to Wellmark Link Limited and WLF Investment Holdings Limited at par value and allotted and issued an aggregate of 2,313,500 shares for cash to Rikan Industry Investment Limited Partnership, Montesy Capital Holding Ltd, Tianyi (BVI) Limited, Jiequan Zhongwei Tengyun Limited and Hansson Holdings Limited at a consideration of RMB184,006,000. The consideration was credited to share capital amounted to RMB322,000 and share premium amounted to RMB183,858,000, respectively.

本公司於2019年3月4日註冊成立，法定股本為50,000美元，分為50,000股每股面值1.00美元的股份。於其註冊成立後，一股股份已配發及發行予初始認購人，並於同日轉讓予盈連有限公司。

於2021年5月18日，本公司議決將其股本中每股面值1.00美元的每股現有已發行及未發行股份拆細為100股每股面值0.01美元的普通股，且所有拆細股份在各方面均享有同等地位，因此其後，本公司的法定股本為50,000美元，分為5,000,000股每股面值0.01美元的股份。於2021年5月18日，本公司按面值向盈連有限公司及WLF Investment Holdings Limited配發及發行合共2,686,400股股份以換取現金人民幣174,000元，並向Rikan Industry Investment Limited Partnership、Montesy Capital Holding Ltd、Tianyi (BVI) Limited、Jiequan Zhongwei Tengyun Limited及Hansson Holdings Limited配發及發行合共2,313,500股股份以換取現金，代價為人民幣184,006,000元。該代價分別計入股本人民幣322,000元及股份溢價人民幣183,858,000元。



## Notes to the Interim Condensed Consolidated Financial Information (Cont'd)

### 中期簡明綜合財務資料附註（續）

#### 17. RELATED PARTY TRANSACTIONS

The Group's principal related parties are as follows:

#### 17. 關聯方交易

本集團的主要關聯方載列如下：

Company 公司／人士	Relationship with the Company 與本公司的關係
Wellmark Link Limited 盈連有限公司	Shareholder 股東
WLF Investment Holdings Limited WLF Investment Holdings Limited	Shareholder 股東
Mr. Wu Yushu 吳鬱抒先生	Director and key management personnel 董事及主要管理人員
Ms. Wang Lifang 王莉芳女士	Director and key management personnel 董事及主要管理人員
Mr. Fu Haitao 付海濤先生	Non-executive director and key management personnel 非執行董事及主要管理人員
Ms. Yi Xuhui 易旭暉女士	Key management personnel 主要管理人員
Mr. Tang Keke 唐珂軻先生	Key management personnel 主要管理人員
Mr. Su Caihua 蘇才華先生	Key management personnel 主要管理人員
Mr. Zhuang Weijin 莊偉進先生	Key management personnel 主要管理人員
Mr. Li Junguo 李俊國先生	Key management personnel 主要管理人員
Jiangxi Yaoshunshun Medicine Company Limited ("Jiangxi Yaoshunshun") 江西藥順順藥業有限公司（「江西藥順順」）	An associate 一家聯營公司

Notes to the Interim Condensed Consolidated Financial Information (Cont'd)  
中期簡明綜合財務資料附註 (續)

## 17. RELATED PARTY TRANSACTIONS (Cont'd)

## (a) Outstanding balances with related parties:


		30 June 2022 2022年6月30日 (Unaudited) (未經審核) RMB'000 人民幣千元	31 December 2021 2021年12月31日 (Audited) (經審核) RMB'000 人民幣千元
Due from Jiangxi Yaoshunshun*	應收江西藥順順款項*	-	73

\* The above amounts due from the related party were trade in nature, unsecured, interest-free and repayable on demand.

\* 上述應收關聯方款項屬貿易性質、無抵押、不計息及按要求償還。

## (b) Compensation of key management personnel of the Group:

		For the six months ended 30 June 截至6月30日止六個月	
		2022 2022年 (Unaudited) (未經審核) RMB'000 人民幣千元	2021 2021年 (Unaudited) (未經審核) RMB'000 人民幣千元
Salaries, allowances and benefits in kind	薪金、津貼及實物福利	2,854	2,123
Pension scheme contributions	退休金計劃供款	25	25
Total compensation paid to key management personnel	已付主要管理人員的薪酬總額	2,879	2,148



## Notes to the Interim Condensed Consolidated Financial Information (Cont'd)

## 中期簡明綜合財務資料附註 (續)

## 18. FINANCIAL INSTRUMENTS BY CATEGORY

The carrying amounts of each of the categories of financial instruments as at 30 June 2022 and 31 December 2021 are as follows:

30 June 2022 (Unaudited)

## Financial assets

		Financial assets at fair value through profit or loss 按公平值計入損益的金融資產 RMB'000 人民幣千元	Financial assets at amortised cost 按攤銷成本列賬的金融資產 RMB'000 人民幣千元	Total 總計 RMB'000 人民幣千元
Trade and notes receivables	貿易應收款項及應收票據	–	69,947	69,947
Financial assets included in prepayments, other receivables and other assets	計入預付款項、其他應收款項及其他資產的金融資產	–	1,690	1,690
Financial assets at fair value through profit or loss	按公平值計入損益的金融資產	312,249	–	312,249
Cash and cash equivalents	現金及現金等價物	–	98,471	98,471
		312,249	170,108	482,357

## Financial liabilities

		Financial liabilities at amortised cost 按攤銷成本列賬的金融負債 RMB'000 人民幣千元
Trade payables	貿易應付款項	9,807
Financial liabilities included in other payables and accruals	計入其他應付款項及應計費用的金融負債	830
Lease liabilities	租賃負債	8,167
		18,804

## 18. 按類別劃分的金融工具

於2022年6月30日及2021年12月31日，各類金融工具的賬面值如下：

2022年6月30日（未經審核）

## 金融資產

## Notes to the Interim Condensed Consolidated Financial Information (Cont'd)

### 中期簡明綜合財務資料附註 (續)

#### 18. FINANCIAL INSTRUMENTS BY CATEGORY (Cont'd)


The carrying amounts of each of the categories of financial instruments as at 30 June 2022 and 31 December 2021 are as follows: (Cont'd)

31 December 2021 (Audited)  
Financial assets

		Financial assets at fair value through profit or loss 按公平值計入 損益的金融資產 RMB'000 人民幣千元	Financial assets at amortised cost 按攤銷成本 列賬的金融資產 RMB'000 人民幣千元	Total 總計 RMB'000 人民幣千元
Trade and notes receivables	貿易應收款項及應收票據	-	81,866	81,866
Financial assets included in prepayments, other receivables and other assets	計入預付款項、其他 應收款項及其他資產的 金融資產	-	1,831	1,831
Financial assets at fair value through profit or loss	按公平值計入損益的金融 資產	373,389		373,389
Due from a related party	應收一名關聯方款項	-	73	73
Cash and cash equivalents	現金及現金等價物	-	33,955	33,955
		373,389	117,725	491,114

Financial liabilities

		Financial liabilities at amortised cost 按攤銷成本列賬的 金融負債 RMB'000 人民幣千元
Trade payables	貿易應付款項	16,859
Financial liabilities included in other payables and accruals	計入其他應付款項及應計費用的金融負債	6,200
Lease liabilities	租賃負債	9,614
		32,673



## Notes to the Interim Condensed Consolidated Financial Information (Cont'd)

### 中期簡明綜合財務資料附註（續）

#### 19. FAIR VALUE AND FAIR VALUE HIERARCHY OF FINANCIAL INSTRUMENTS

Management has assessed that the fair values of cash and cash equivalents, trade and notes receivables, trade payables, financial assets included in prepayments, other receivables and other assets, financial liabilities included in other payables and accruals, the current portion of lease liabilities and amounts due from a related party approximate to their carrying amounts largely due to the short term maturities of these instruments.

The fair values of the financial assets and liabilities are included at the amount at which the instrument could be exchanged in a current transaction between willing parties, other than in a forced or liquidation sale.

The fair values of the non-current portion of lease liabilities has been calculated by discounting the expected future cash flows using rates currently available for instruments with similar terms, credit risk and remaining maturities. The changes in fair value as a result of the Group's own non-performance risk for lease liabilities as at the end of the reporting period were assessed to be insignificant.

The Group invests in unlisted investments, which represent certain financial products issued by commercial banks in Mainland China. The Group has estimated the fair value of these unlisted investments by using a discounted cash flow the valuation model based on the market interest rates of instruments with similar terms and risks.

#### 19. 金融工具公平值及公平值層級

據管理層評估，現金及現金等價物、貿易應收款項及應收票據、貿易應付款項、計入預付款項、其他應收款項及其他資產的金融資產、計入其他應付款項及應計費用的金融負債、租賃負債流動部分及應收一名關聯方款項之公平值與其賬面值相若，乃主要由於該等工具到期日較短所致。

金融資產及負債的公平值以自願交易方（強迫或清盤出售除外）當前交易中該工具之可交易金融入賬。

租賃負債非流動部分的公平值已按使用擁有類似條款、信貸風險及餘下年期之工具現時可用比率貼現之預期未來現金流量計算。於報告期末，本集團本身就租賃負債的不履約風險產生的公平值變動被評估為不重大。

本集團投資於非上市投資，該等投資指中國內地商業銀行發行的若干金融產品。本集團根據具有類似條款及風險的工具的市場利率，使用貼現現金流量估值模型估計該等非上市投資的公平值。

Notes to the Interim Condensed Consolidated Financial Information (Cont'd)  
中期簡明綜合財務資料附註 (續)

## 19. FAIR VALUE AND FAIR VALUE HIERARCHY OF FINANCIAL INSTRUMENTS (Cont'd)

The following tables illustrate the fair value measurement hierarchy of the Group's financial instruments:

## Assets measured at fair value:

30 June 2022 (Unaudited)

		2022年6月30日 (未經審核)			Total
		Fair value measurement using 使用以下方式的公平值計量			
		Quoted prices in active markets (Level 1)	Significant observable inputs (Level 2)	Significant unobservable inputs (Level 3)	
		於活躍市場的 報價 (第1級)	重大可觀察 輸入數據 (第2級)	重大不可觀察 輸入數據 (第3級)	總計
		RMB'000	RMB'000	RMB'000	RMB'000
		人民幣千元	人民幣千元	人民幣千元	人民幣千元
Financial assets at fair value through profit or loss	按公平值計入損益的金融資產	-	312,249	-	312,249

31 December 2021 (Audited)

		2021年12月31日 (經審核)			Total
		Fair value measurement using 使用以下方式的公平值計量			
		Quoted prices in active markets (Level 1)	Significant observable inputs (Level 2)	Significant unobservable inputs (Level 3)	
		於活躍市場的 報價 (第1級)	重大可觀察 輸入數據 (第2級)	重大不可觀察 輸入數據 (第3級)	總計
		RMB'000	RMB'000	RMB'000	RMB'000
		人民幣千元	人民幣千元	人民幣千元	人民幣千元
Financial assets at fair value through profit or loss	按公平值計入損益的金融資產	-	373,389	-	373,389

The Group did not have any financial liabilities measured at fair value as at the end of the reporting period.

During the reporting period, there were no transfers of fair value measurements between Level 1 and Level 2 and no transfers into or out of Level 3 for both financial assets and financial liabilities.

下表列示本集團金融工具的公平值計量層級：

## 按公平值計量的資產：

於報告期末，本集團並無任何按公平值計量的金融負債。

於報告期內，就金融資產及金融負債而言，第1級與第2級之間並無公平值計量轉移，亦無轉入或轉出第3級。





## Notes to the Interim Condensed Consolidated Financial Information (Cont'd)

### 中期簡明綜合財務資料附註（續）

#### 20. EVENTS AFTER THE REPORTING PERIOD

On 12 July 2022, 75,000,000 ordinary Shares of par value US\$0.01 each were issued at a price of HK\$5.36 per Share in connection with the Global Offering. In addition, 370,000,000 Shares were issued to the existing Shareholders by way of capitalization from the share premium account.

On 4 August 2022, an aggregate of 1,770,000 ordinary Shares of par value US\$0.01 each were issued at a price of HK\$5.36 per Share as a result of the partial exercise of the Over-allotment Option.


#### 20. 報告期後事項

於2022年7月12日，本公司就全球發售按每股5.36港元的價格發行75,000,000股每股面值0.01美元的普通股。此外，370,000,000股股份已以資本化形式從股份溢價賬向現有股東發行。

於2022年8月4日，本公司因超額配股權的部分行使而按每股5.36港元的價格發行合共1,770,000股普通股。

## Definitions 釋義

“AI” 「人工智能」	指	artificial intelligence 人工智能
“AI-MDT” 「AI-MDT」	指	artificial intelligence multi-disciplinary treatment 人工智能多學科治療
“aPaaS” 「aPaaS」	指	application platform as a service, a category of cloud service that offers development and deployment environments for application services 應用平台即服務，是一類為應用服務提供開發及部署環境的雲服務
“Audit Committee” 「審核委員會」	指	the audit committee of the Board 董事會轄下審核委員會
“Board” 「董事會」	指	the board of Directors 董事會
“CG Code” 「企業管治守則」	指	the Corporate Governance Code as set out in Appendix 14 to the Listing Rules 上市規則附錄十四所載企業管治守則
“China” or “PRC” 「中國」	指	the People’s Republic of China, but for the purpose of this interim report only and except where the context requires otherwise, references in this interim report to “China” or “PRC” do not include Hong Kong, the Macau Special Administrative Region and Taiwan 中華人民共和國，但僅就本中期報告而言及另外按文義所需，凡在本中期報告內提述「中國」，均不包括香港、澳門特別行政區及台灣
“CHIS” 「CHIS」	指	Chinese Health Industry Intelligence Information System, one of the Group’s SaaS products that provides data insights mainly based on drug information analytics 中國健康產業智能情報系統，本集團其中一款SaaS產品，提供主要基於藥物信息分析的數據洞察
“CMH” 「CMH」	指	cooperation under the CMH Cooperation Agreements CMH合作協議所指的合作




## Definitions

## 釋義

“CMH Cooperation Agreement(s)”		the agreements with retail pharmacies in the PRC in respect of data cooperation arrangements. Under the agreements, retail pharmacies provide, on a monthly basis retail data, while the Group provides data insights and reports to the retail pharmacies in return
「CMH合作協議」	指	就數據合作安排與中國零售藥店訂立的協議。根據該等協議，零售藥店每月提供零售數據，而本集團則向零售藥店提供數據洞察及報告
“Companies Ordinance”		the Companies Ordinance (Chapter 622 of the Laws of Hong Kong)
「公司條例」	指	香港法例第622章公司條例
“Company”		Sinohealth Holdings Limited, an exempted company with limited liability incorporated in the Cayman Islands on 4 March 2019 and registered as a non-Hong Kong company under Part 16 of the Companies Ordinance on 7 July 2021
「本公司」	指	中康控股有限公司，一家於2019年3月4日在開曼群島註冊成立的獲豁免有限公司，並根據公司條例第16部於2021年7月7日註冊為非香港公司
“COVID-19”		coronavirus disease 2019, a disease caused by a novel coronavirus designated as severe acute respiratory syndrome coronavirus 2, and including its mutations and variants discovered from time to time
「COVID-19」	指	2019冠狀病毒疾病，一種由稱為嚴重急性呼吸系統綜合症冠狀病毒2型的新型冠狀病毒引起的疾病，並包括不時發現的相關突變及變種
“Director(s)”		the director(s) of the Company
「董事」	指	本公司董事
“DTP pharmacies”		pharmacies that obtain medicine directly from pharmaceutical companies and mainly sell prescription medicine instead of over-the-counter medicine to patients
「DTP藥店」	指	直接從製藥公司獲得藥品及主要向患者銷售處方藥而非非處方藥的藥店
“Global Offering”		the Hong Kong public offering and international offering of the Shares
「全球發售」	指	股份的香港公開發售及國際發售
“Group”		the Company and its subsidiaries
「本集團」	指	本公司及其附屬公司
“HK\$”		Hong Kong dollars, the lawful currency of Hong Kong
「港元」	指	香港法定貨幣港元
“HKFRS”		Hong Kong Financial Reporting Standards issued by the Hong Kong Institute of Certified Public Accountants
「香港財務報告準則」	指	香港會計師公會頒佈的香港財務報告準則
“Hong Kong”		the Hong Kong Special Administrative Region of the PRC
「香港」	指	中國香港特別行政區

## Definitions 釋義

“iResearch” 「艾瑞諮詢」	指	iResearch Global Inc., an independent market research expert iResearch Global Inc.，獨立市場研究專家
“iResearch Report” 「艾瑞諮詢報告」	指	the industry report prepared by iResearch and commissioned by the Company 本公司委託艾瑞諮詢編製的行業報告
“ISO” 「ISO」	指	International Organisation for Standardisation 國際標準化組織
“Listing Date” 「上市日期」	指	12 July 2022, on which the Shares were listed on the Stock Exchange and from which dealings in the Shares were permitted to commence on the Stock Exchange 2022年7月12日，即股份在聯交所上市及股份獲准自該日起開始在聯交所買賣的日期
“Listing Rules” 「上市規則」	指	the Rules Governing the Listing of Securities on the Stock Exchange 聯交所證券上市規則
“Model Code” 「標準守則」	指	Model Code for Securities Transactions by Directors of Listed Issuers as set out in Appendix 10 to the Listing Rules 上市規則附錄十所載上市發行人董事進行證券交易的標準守則
“Prospectus” 「招股章程」	指	the prospectus of the Company dated 28 June 2022 in connection with the Global Offering 本公司日期為2022年6月28日有關全球發售的招股章程
“Reporting Period” 「報告期」	指	six months ended 30 June 2022 截至2022年6月30日止六個月
“RMB” 「人民幣」	指	Renminbi, the lawful currency of China 中國法定貨幣人民幣
“SaaS” 「SaaS」	指	software as a service, a cloud-based software licensing and delivery model in which software and associated data are centrally hosted 軟件即服務，一種雲端軟件授權及交付模式，軟件及相關數據可在其中集中託存
“SFO” 「證券及期貨條例」	指	the Securities and Futures Ordinance (Chapter 571 of the Laws of Hong Kong) 香港法例第571章證券及期貨條例
“Share Option Scheme” 「購股權計劃」	指	the share option scheme adopted by the Company on 27 April 2022 本公司於2022年4月27日採納的購股權計劃



## Definitions

## 釋義

“Share(s)” 「股份」	指	ordinary share(s) of nominal value of HK\$0.01 each in the share capital of the Company 本公司股本中每股面值0.01港元的普通股
“Shareholder(s)” 「股東」	指	holder(s) of the Share(s) 股份持有人
“SIC” 「SIC」	指	Sinohealth Intelligence Cloud, one of the Group’s SaaS products that focuses on integrated management tools as well as data insights of healthcare retail chain 中康智能雲，本集團其中一款SaaS產品，專注於一體化管理工具及健康零售連鎖店的數據洞察
“SIC Services Agreement(s)” 「SIC服務協議」	指	the agreement(s) with the Group’s SIC user(s) governing (i) the provision of SIC, and (ii) data cooperation arrangement 就規管(i)本集團提供SIC；及(ii)數據合作安排而與本集團的SIC用戶訂立的協議
“Stock Exchange” 「聯交所」	指	The Stock Exchange of Hong Kong Limited 香港聯合交易所有限公司
“Torreya” 「Torreya」	指	Torreya Partners LLC, a global investment bank that specialises in the healthcare industry, whose report released in September 2020 is a representative ranking of the global top medical product manufacturers, according to the iResearch Report Torreya Partners LLC，一家專門從事醫療保健行業的全球投資銀行，根據艾瑞諮詢報告，其於2020年9月發佈的報告為具代表性的全球頂級醫療產品製造商排名
“US\$” 「美元」	指	United States dollars, the lawful currency of the United States of America 美國法定貨幣美元
“WFOE” 「WFOE」	指	Guangzhou Zhongkang Digital Technology Co Ltd (廣州中康數字科技有限公司), a limited liability company established in the PRC on 8 April 2019, which is directly held as to 100% by Sinohealth Technology Limited (中康健康科技有限公司) and an indirect wholly-owned subsidiary of the Group 廣州中康數字科技有限公司，一家於2019年4月8日在中國成立的有限公司，由中康健康科技有限公司直接持有100%權益，為本集團的間接全資附屬公司
“Yaozh.com” 「藥智網」	指	a domestic big data service provider and website, established in 2009 and one of the early providers of data relating to the medical and healthcare industry and related data processing and mining in China, and whose list of top Chinese medical product manufacturers is one of the three most influential lists in China (藥智網), according to the iResearch Report 一家國內大數據服務供應商及網站(藥智網)，成立於2009年，為中國較早的醫療衛生行業相關數據及相關數據處理和挖掘的供應商之一，根據艾瑞諮詢報告，其中國頂級醫療產品製造商榜單(藥智網)為中國最具影響力的三大榜單之一
“%” 「%」	指	per cent 百分比

***Sinohealth Hldg***  
**中康控股**