

*Hong Kong Exchanges and Clearing Limited and The Stock Exchange of Hong Kong Limited (the “**Stock Exchange**”) take no responsibility for the contents of this announcement, make no representation as to its accuracy or completeness and expressly disclaim any liability whatsoever for any loss howsoever arising from or in reliance upon the whole or any part of the contents of this announcement.*



POKFULAM DEVELOPMENT COMPANY LIMITED

(Incorporated in Hong Kong with limited liability)

(Stock Code: 225)

ANNOUNCEMENT OF ANNUAL RESULTS FOR THE YEAR ENDED 30 SEPTEMBER 2022

The board of directors (the “**Directors**” and the “**Board**”, respectively) of Pokfulam Development Company Limited (the “**Company**”) is pleased to announce the audited consolidated financial results of the Company and its subsidiaries for the year ended 30 September 2022. This announcement, containing the full text of the 2021/2022 annual report of the Company (the “**2021/2022 Annual Report**”), complies with the relevant requirements of the Rules Governing the Listing of Securities on the Stock Exchange (the “**Listing Rules**”) in relation to the information to accompany the preliminary announcement of annual results. The printed version of the 2021/2022 Annual Report containing the information required by the Listing Rules will be despatched to the shareholders of the Company and available for viewing on the Stock Exchange’s website at www.hkexnews.hk and the Company’s website at www.pokfulam.com.hk on or before 9 January 2023 in the manner as required by the Listing Rules.

By Order of the Board

Pokfulam Development Company Limited

Wong Tat Chang, Abraham

Chairman, Managing Director and Executive Director

Hong Kong, 15 December 2022

As at the date of this announcement, the Board comprises Mr. Wong Tat Chang, Abraham (Chairman and Managing Director), Mr. Wong Tat Kee, David and Mr. Wong Tat Sum, Samuel as executive Directors, and Mr. Li Kwok Sing, Aubrey, Mr. Sit Hoi Wah, Kenneth and Mr. Seto Gin Chung, John as independent non-executive Directors.

CONTENTS

CORPORATE INFORMATION	2
CHAIRMAN'S STATEMENT	3
FINANCIAL HIGHLIGHTS	7
BIOGRAPHICAL DETAILS OF DIRECTORS AND SENIOR MANAGEMENT	8
ENVIRONMENTAL, SOCIAL AND GOVERNANCE REPORT	10
CORPORATE GOVERNANCE REPORT	41
REPORT OF THE DIRECTORS	58
INDEPENDENT AUDITOR'S REPORT	73
CONSOLIDATED STATEMENT OF PROFIT OR LOSS AND OTHER COMPREHENSIVE INCOME	78
CONSOLIDATED STATEMENT OF FINANCIAL POSITION	79
CONSOLIDATED STATEMENT OF CHANGES IN EQUITY	80
CONSOLIDATED STATEMENT OF CASH FLOWS	81
NOTES TO THE CONSOLIDATED FINANCIAL STATEMENTS	83
FIVE YEARS FINANCIAL SUMMARY	172
PARTICULARS OF PROPERTIES HELD FOR INVESTMENT	173



CORPORATE INFORMATION

DIRECTORS

Executive Directors

Wong Tat Chang, Abraham
(Chairman and Managing Director)
Wong Tat Kee, David
Wong Tat Sum, Samuel

Independent Non-executive Directors

Li Kwok Sing, Aubrey
Sit Hoi Wah, Kenneth
Seto Gin Chung, John

BOARD COMMITTEES

Audit Committee

Li Kwok Sing, Aubrey *(Chairman)*
Sit Hoi Wah, Kenneth
Seto Gin Chung, John

Remuneration Committee

Sit Hoi Wah, Kenneth *(Chairman)*
Wong Tat Chang, Abraham
Li Kwok Sing, Aubrey

Nomination Committee

Wong Tat Chang, Abraham *(Chairman)*
Li Kwok Sing, Aubrey
Sit Hoi Wah, Kenneth

AUTHORISED REPRESENTATIVES

Wong Tat Chang, Abraham
Hui Sui Yuen

COMPANY SECRETARY

Hui Sui Yuen

REGISTERED OFFICE

23rd Floor, Beverly House
93-107 Lockhart Road
Wanchai
Hong Kong

PRINCIPAL BANKERS

The Bank of East Asia, Limited
The Hongkong and Shanghai Banking
Corporation Limited
OCBC Wing Hang Bank Limited
Bank of Communications Co., Ltd.

SOLICITORS

Howse Williams
Tony Kan & Co.
Huen & Partners, Solicitors
Zhong Lun Law Firm

INDEPENDENT AUDITOR

BDO Limited
Certified Public Accountants
Registered Public Interest Entity Auditor

SHARE REGISTRAR AND TRANSFER OFFICE

Tricor Standard Limited
17/F, Far East Finance Centre,
16 Harcourt Road,
Hong Kong

WEBSITE

<https://www.pokfulam.com.hk>

SHARE INFORMATION

Place of Listing

Main Board of
The Stock Exchange of Hong Kong Limited

Stock Code

225

Board Lot

2,000 shares

CHAIRMAN'S STATEMENT

RESULTS FOR THE YEAR

The consolidated net profit of the Company and its subsidiaries (collectively, the "Group") after taxation and non-controlling interests for the year ended 30 September 2022 was approximately HK\$14.8 million, as compared to approximately HK\$137.1 million in the previous year. Such results took into account the following major non-operating items:

- A revaluation deficit of approximately HK\$27.2 million (2021: surplus of HK\$95.2 million) on investment properties;
- Net revaluation losses of approximately HK\$6.8 million (2021: gain of HK\$7.3 million) on securities investments and equity instruments;
- Share of losses of joint ventures of approximately HK\$3.7 million (2021: HK\$19.0 million);
- Exchange loss on amount due from a joint venture of approximately HK\$2.0 million (2021: gain of HK\$2.2 million);
- Modification loss and net provision for impairment losses on financial assets of approximately HK\$9.7 million (2021: HK\$5.2 million); and
- Impairment of goodwill and intangible assets of HK\$1.2 million (2021: 0.4 million).

If the above items and their net taxation expenses of approximately HK\$2.4 million (2021: HK\$4.1 million) were excluded, the net operating profit after taxation and non-controlling interests of the Group for the year would have been approximately HK\$67.8 million (2021: HK\$61.1 million).

DIVIDEND

The board of directors of the Company (the "Board") has recommended the payment of a final dividend of HK34 cents per share in respect of the year ended 30 September 2022 to the shareholders of the Company (the "Shareholders") whose names appear on the register of members of the Company on Friday, 3 March 2023. This proposed pay-out, together with the interim dividend of HK4 cents per share paid on Monday, 4 July 2022, would give a total dividend of HK38 cents per share for the whole financial year (2021: HK38 cents). Subject to the Shareholders' approval at the annual general meeting of the Company to be held on Friday, 17 February 2023, it is expected that the final dividend would be paid to the Shareholders on Monday, 20 March 2023.

CHAIRMAN'S STATEMENT

BUSINESS REVIEW

A. Hong Kong

Rental Business –

Rental income from investment properties in Hong Kong, from which the major portion of the Group's operating profit was derived, was 15.4% above that of the same period last year. Rental income from the Group's residential properties showed an increase of 12.2%. The increase was due mainly to the rental revenue generated from No. 4 Headland Road, after the completion of its renovation in late 2020. On the other hand, rental income from the Group's commercial and industrial properties increased by 22.9%. The increase was attributable to the inclusion of rental income from the industrial property in Mongkok acquired by the Group during the first half of the financial year under review.

Acquisition of the property comprising the 1st to 9th Floors and Flat Roof of China Paint Building ("CP"), Mongkok –

CP is an 9-storey industrial building. Acquisition of the nine floors and flat roof of this building was completed on 28 February 2022. This property has a total covered gross floor area of approximately 59,900 sq. ft. With the exception of the 1/F, the rest eight floors and flat roof of this building have been leased back to the vendor. This investment is for long term purpose.

Elephant Holdings Limited ("EHL") –

EHL offers solutions to Government and private end-users on digital displays and signage, public address systems, CCTV security systems, audio-visual systems and also high-end high fidelity audio systems.

The sales revenue of EHL was 14.6% below that of last year. The decrease was mainly attributable to the slow-down of economic activities caused by the COVID-19 pandemic. EHL contributed approximately 25% of the Group's total revenue for the financial year under review.

Property-related Fund Investment –

To diversify and expand its range of investments in the real estate sector, the Group has subscribed for participation in a third party property investment fund "TKO Fund" with a capital commitment of HK\$39.0 million in October 2018. The objective of the TKO Fund is to co-invest with an institutional investor in three properties in Tseung Kwan O with a total gross floor area of retail spaces of approximately 300,000 sq. ft. and car parking spaces. Subject to the prevailing market conditions, the fund's holding period of the investment in the properties will be approximately five years from its acquisition at the end of March 2019. As of 30 September 2022, the Group has already contributed HK\$34.9 million capital to the TKO Fund. On the same date, our investment in the TKO Fund was valued at HK\$44.1 million.

Other securities Investment –

The Group maintains a portfolio of stocks and other investment products that generate a high yield. The Group adopts the following criteria when determining whether to take up an investment and trading opportunity: 1. Potential for return on investment in terms of capital appreciation and dividend payment for the target holding period; 2. Risks exposure in comparison with the Group's risk tolerance level at the prevailing time; and 3. Diversification of the existing investment portfolio.

CHAIRMAN'S STATEMENT

Other Fund Investments –

Adams Street Private Income Fund LP

The Group has subscribed to invest in a private equity fund, namely the Adams Street Private Income Fund LP (the "Adams Fund"). The investment objective of the Adams Fund is to generate current income and attractive risk-adjusted returns with strong downside protection. The Adams Fund invests primarily in directly originated, 1st lien senior secured debt instruments of private equity-backed middle-market companies. As of 30 September 2022, the Group has contributed USD7.5 million to the Adams Fund. Our investment in the Adams Fund as at 30 September 2022 was valued at USD6.9 million. The Group has fully contributed its commitment to the Adams Fund.

Hundreds SH Fund LP

The Hundreds SH Fund LP (the "Hundreds Fund") is a limited partnership incorporated in the Cayman Islands. It is principally engaged in fund management. The investment objective of Hundreds Fund is to achieve long-term capital gains through investments in private or public companies that focus on either technology or online business in the People's Republic of China (the "PRC"). The main investment strategy of the Hundreds Fund is to gain an exposure to the companies by primarily investing in the Tencent Plus Partners II Fund (the "TPP II"). TPP II invests principally in late stage growth companies engaged in consumer internet verticals related to Tencent's business, technology, media and telecom and business-to-business e-commerce sectors. The Group has subscribed to invest in Hundreds Fund in the amount of USD2.0 million. As of 30 September 2022, the Group has contributed USD0.7 million to the Hundreds Fund, and our investment in the Hundreds Fund as at 30 September 2022 was valued at USD0.5 million.

B. Property Projects in Mainland China

Silver Gain Plaza in Guangzhou (in which the Group has a one-third interest) –

The three shareholders of Silver Gain Development Limited (銀利發展有限公司) (the "Joint Venture Company") have agreed to realise the accumulated profit generated from this Project by disposing of their shares of equity interests in the Joint Venture Company (the "Disposal"), and the Disposal has to go through an open tendering process through the United Assets and Equity Exchange in Shanghai.

The tendering lapsed in late 2021 as no offer was received up to the end of the tender period. A re-tendering took place around mid-2022, and the re-tendering period lasted until August 2022. Up to the expiry of the re-tendering, no deal could be concluded. However, the three shareholders will consider to go through the tendering process before the end of the year 2022.

Residential units in Vivaldi Court of Manhattan Garden, Chao Yang District, Beijing –

The occupancy rate and rental income of this project have increased in comparison to that of last year.

CHAIRMAN'S STATEMENT

PROSPECTS

As nations around the globe opened their borders, Hong Kong and Mainland China continued to uphold some of the world's most stringent quarantine and travel requirements through 2022. These measures coupled with the uncertain state of global affairs have significantly reduced the city's appeal as an expatriate destination. In the face of falling demand, we have made tenant retention and the preservation of sustainable cash flows the Company's top priorities; thankfully, our efforts have been fruitful as the Company was able to generate stable rental income in the current financial year despite the difficult macroeconomic environment.

The property investment and rental markets are likely to remain anaemic in the near-term due to 1) surging interest rates and the tightening of money supply; 2) the economic and political effects on Hong Kong induced by the sanctions and trade restrictions imposed on China by the US Government and; 3) the global economic implications of the ongoing Russo-Ukrainian conflict. In spite of these challenges, we are cautiously optimistic about the future: recent announcements by the Central Government have signalled the gradual loosening of COVID-19 restrictions country-wide; meanwhile, the relaxation of quarantine requirement to the '0+3' model in Hong Kong is a much-welcomed move that should be conducive to the city's overall economic activity. With the resumption of cross-border finally in sight, we believe Hong Kong's economic fundamentals remain sound.

Heading to 2023, the Group will maintain its prudent approach towards sustaining high occupancy rates and preserving capital. We will work tirelessly to enhance our properties – including the newly acquired China Paint Building – and service offerings to ensure tenant satisfaction. We will also look to diversify and expand our property and financial portfolios in order to optimize their income potential and to mitigate risks in a volatile economy.

Finally, I would like to thank my colleagues on the Board, as well as our staff members, for their loyal service and dedication. I would also like to express my appreciation to the Shareholders for their continued support.

Wong Tat Chang, Abraham

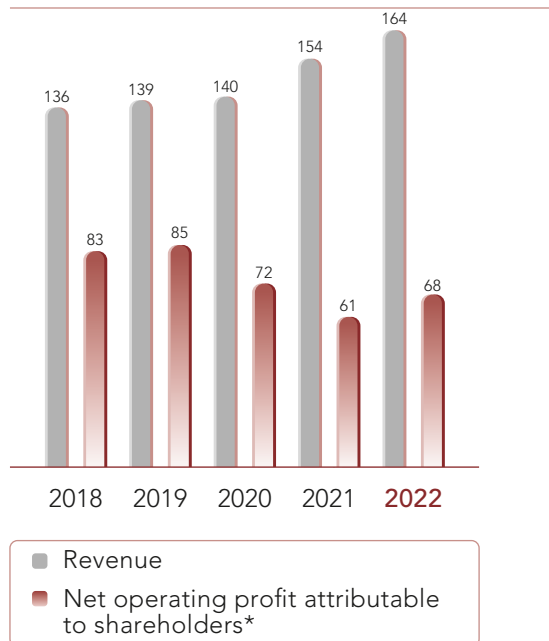
Chairman, Managing Director and Executive Director

Hong Kong, 15 December 2022

FINANCIAL HIGHLIGHTS

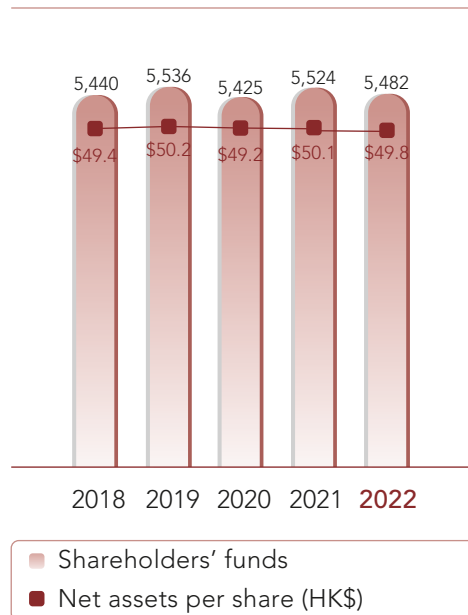
REVENUE/NET OPERATING PROFIT

HK\$ Million



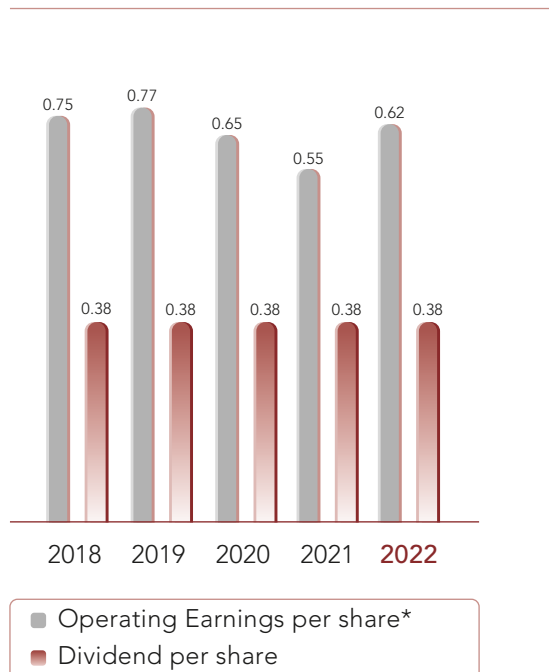
SHAREHOLDERS' FUNDS/NET ASSETS PER SHARE

HK\$ Million/HK\$

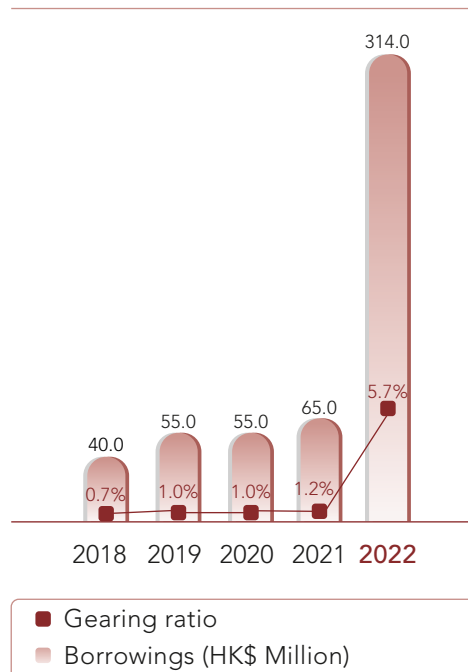


OPERATING EARNINGS/DIVIDEND PER SHARE

HK\$



GEARING/BORROWINGS



* Excluding the impacts of major non-operating items (net of taxation)

BIOGRAPHICAL DETAILS OF DIRECTORS AND SENIOR MANAGEMENT

DIRECTORS

WONG TAT CHANG, ABRAHAM

B.Sc. (Cornell), Ph.D. (Calif. Berkeley)

Executive Director (Chairman and Managing Director) (Age: 71)

Mr. Wong has been with the Group since 1981. Mr. Wong is the chairman of the nomination committee of the board of directors of the Company (the "Directors", the "Board" and the "Nomination Committee", respectively) and a member of the remuneration committee of the Board (the "Remuneration Committee"). He graduated from Cornell University, the United States of America ("USA") with a Bachelor of Science degree in mechanical engineering and holds a Master and a Doctor of Philosophy degrees in mechanical engineering from the University of California at Berkeley, USA. He is a director of certain subsidiaries of the Company. He is the elder brother of Mr. Wong Tat Kee, David and Mr. Wong Tat Sum, Samuel, both executive Directors ("EDs").

WONG TAT KEE, DAVID

B.Sc., M.Sc. (Stanford), MBA (Western Ontario)

ED (Age: 70)

Mr. Wong has been a Director since 1981. He graduated from Stanford University, USA with a Bachelor's and a Master's degree in mechanical engineering and also holds a Master of Business Administration degree from the University of Western Ontario, Canada. He has been involved in the building construction business in Hong Kong for over 40 years and is a director of B L Wong (Holdings) Limited and a number of other private companies. He is also a director of certain subsidiaries of the Company. He is the younger brother of Mr. Wong Tat Chang, Abraham, an ED, the chairman of the Board (the "Chairman") and the managing Director and the elder brother of Mr. Wong Tat Sum, Samuel, an ED.

WONG TAT SUM, SAMUEL

B.Sc., B.A. (Tufts)

ED (Age: 67)

Mr. Wong has been a Director since 1981. He holds a Bachelor of Science degree in mechanical engineering and a Bachelor of Arts degree in economics from Tufts University, USA. He has been actively involved in the building construction industry and property investment, development and management. He is a director of B L Wong (Holdings) Limited. He is also a director of certain subsidiaries of the Company. He is the younger brother of Mr. Wong Tat Chang, Abraham, an ED, the Chairman and the managing Director and Mr. Wong Tat Kee, David, an ED.

LI KWOK SING, AUBREY

ScB, MBA

Independent Non-executive Director ("INED") (Age: 72)

Mr. Li was appointed as an INED on 30 September 2004. He is the chairman of the audit committee of the Board (the "Audit Committee") and a member of each of the Remuneration Committee and the Nomination Committee. He holds a Master's degree of Business Administration from Columbia University, USA and a Bachelor of Science degree in Civil Engineering from Brown University, USA. He is a director of IAM Family Office Limited, a Hong Kong-based investment firm. He has over 40 years' experience in merchant banking and commercial banking. He is currently a non-executive director of The Bank of East Asia, Limited, and an independent non-executive director of each of Cafe de Coral Holdings Limited and Kowloon Development Company Limited, all being companies listed on the Main Board of The Stock Exchange of Hong Kong Limited (the "Stock Exchange").

BIOGRAPHICAL DETAILS OF DIRECTORS AND SENIOR MANAGEMENT

SIT HOI WAH, KENNETH

LLB (Hons.)

INED (Age: 64)

Mr. Sit was appointed as an INED on 10 October 2005. He is the chairman of the Remuneration Committee and a member of each of the Audit Committee and the Nomination Committee. The holder of a Bachelor of Laws (Hons.) degree from the University of Hong Kong, he is a practising solicitor and notary public in Hong Kong with over 30 years' experience in the legal profession. He is a partner of Messrs. Kenneth Sit, Solicitors. He is currently an independent non-executive director of Tree Holdings Limited (a company listed on GEM of the Stock Exchange).

SETO GIN CHUNG, JOHN

INED (Age: 74)

Mr. Seto was appointed as an INED on 1 July 2019 and is a member of the Audit Committee. He is an independent non-executive director of MS Group Holdings Limited (a company listed on the Stock Exchange). Mr. Seto ceased to act as the vice-chairman and was appointed as the chairman of the board of Hop Hing Group Holdings Limited ("Hop Hing") on 25 March 2016. Mr. Seto resigned as an independent non-executive director of Hop Hing with effect from 15 February 2022. Hop Hing has been privatised and ceased to be a public listed company with effect from 27 January 2022. With effect from the conclusion of the annual general meeting of Kowloon Development Company Limited ("KDCL") on 8 June 2022, Mr. Seto retired as an independent non-executive director of KDCL. He was an independent non-executive director of China Everbright Limited, a company listed on the Stock Exchange, from 23 April 2003 to 17 May 2018. Mr. Seto was a non-executive director of Hong Kong Exchanges and Clearing Limited from 2000 to 2003 and was the chief executive officer of HSBC Broking Services (Asia) Limited from 1982 to 2001. He was a council member of the Stock Exchange from 1994 to 2000 and was the first vice-chairman from 1997 to 2000. Mr. Seto holds a Master of Business Administration degree from New York University, USA and has over 40 years of experience in the securities and futures industry.

SENIOR MANAGEMENT

WONG CHIN YEE

General Manager (Age: 40)

Mr. Wong was appointed as the general manager of the Company in January 2016. He is also a director of certain subsidiaries of the Company. He holds Master Degrees in Urban Planning and Public Administration from University of Southern California, USA. He has about 10 years of experience of international development, sustainable development and urban planning. He resided and worked in the People's Republic of China, the Socialist Republic of Vietnam and USA prior to returning to Hong Kong. He is a son of Mr. Wong Tat Chang, Abraham, the Chairman, the managing Director and an ED, and a nephew of each of Mr. Wong Tat Kee, David and Mr. Wong Tat Sum, Samuel, both EDs.

HUI SUI YUEN

FCPA, ACA

Company Secretary and Financial Controller (Age: 43)

Mr. Hui joined the Group in July 2012 and is now the company secretary and financial controller of the Company, responsible for the company secretarial, financial and accounting matters of the Group. He is a director of certain subsidiaries of the Company. He holds a Bachelor of Arts in Accountancy from The Hong Kong Polytechnic University. He has over 20 years' accounting and finance working experience.

ENVIRONMENTAL, SOCIAL AND GOVERNANCE REPORT

ABOUT THIS REPORT

Pokfulam Development Company Limited (the “Company”) and its subsidiaries (collectively as the “Group” or “We”) is delighted to present our Environmental, Social and Governance (“ESG”) Report (the “Report”). It aims to demonstrate the Group’s commitment on sustainable development and present transparently the Group’s material sustainability performance to our stakeholders.

Reporting Scope and Reporting Period

The Report covers the period from 1 October 2021 to 30 September 2022 (the “Reporting Period”). The reporting scope includes the property investment and management businesses, and the trading business of the Group. The selection is primarily based on financial significance and the Group’s operational influence, as well as on the ESG significance to the Group and its stakeholders.

There were no significant changes in the scope of this Report from that of Year 2020/2021 ESG Report published by the Group.

Reporting Standard

The Report is prepared in compliance with latest disclosure requirements set out in the Environmental, Social and Governance Reporting Guide (the “Guide”) in Appendix 27 to the Rules Governing the Listing of Securities on The Stock Exchange of Hong Kong Limited (“HKEx”). A content index is provided at the end of the Report for improving the readability. As for details of our corporate governance, please refer to the Corporate Governance Report section of our Annual Report.

Reporting Principles

In the preparation of this Report, the Group follows the “Reporting Principles” stipulated in the Guide as shown below.

Reporting Principles	Response from the Group
Materiality	We identify current material sustainability issues through stakeholder engagement. The Group conducts materiality assessment, industry review and takes into account both the latest local and regional sustainable development trends. Please refer the section headed “Materiality Assessment” for details.
Quantitative	We disclose the standards and methodologies used to calculate our environmental and social performance indicators where appropriate.
Balance	The Report provides our stakeholder with fair disclosures on material aspects of the Group’s ESG performance. It covers the Group’s ESG progress, achievements, and continuing challenges.
Consistency	Reporting scope and standards are substantially consistent with those updated in the prior year. Relevant comparative data have also been disclosed in this Report. Necessary explanations on the changes in the scope and methodologies will be given to facilitate comparison.

ENVIRONMENTAL, SOCIAL AND GOVERNANCE REPORT

Feedback

We value every feedback from stakeholders on this Report and the Group's sustainability development. Please share your thoughts with us at pdcl@pokfulam.com.hk.

ABOUT POKFULAM DEVELOPMENT

Overview

Pokfulam Development Company Limited is a property investment and investment holding company. The Company has been listed on the Main Board of the Stock Exchange of Hong Kong (Stock Code: 225) since 1972. The Group operates mainly in three business segments: (i) property investment and management, which includes the letting and management of commercial, industrial and residential properties; (ii) trading of goods, primarily that of visual and sound equipment as well as home appliances and; (iii) securities investment, which includes investment in securities.

Our Properties and Services

Incorporated in 1970, Pokfulam Development Company Limited has over 50 years' experience in developing and managing properties in Hong Kong and beyond. The company's portfolio includes luxurious residential developments in some of Hong Kong's most prestigious neighbourhoods, as well as commercial and industrial buildings in the city's key business districts. The efficient operation in these properties is ensured by the company's own property management team; our experienced and dedicated staff are committed to providing tenants the ideal living and working environment, as well as property management service of the highest calibre.

Our Vision

To create the ideal living and work environment for our tenants and to become a premium property management company of Hong Kong by embracing technology and the principles of environmental and social sustainability.

OUR ESG MANAGEMENT APPROACH

ESG Governance Structure and Board's Oversight

Sound sustainability governance lays a solid foundation to the long-term development of the Group. The Board of Directors (the "**Board**") is the highest governance body that bears the overall responsibility for the Group's ESG strategy and reporting. To ensure ESG is incorporated into our business operations, the Board provides strategic directions and advice on sustainable development management of the Group.

Delegated by the Board of Directors and chaired by the General Manager, the ESG Working Group oversees and advises the Board on the management, development, and implementation of the sustainability matters of the Group on a regular basis. Our sustainability governance is summarised as follows:

ENVIRONMENTAL, SOCIAL AND GOVERNANCE REPORT

The Board

- Assume the overall responsibility for the Group's ESG matters
- Oversee the Group's ESG vision, mission, strategy, priorities and management approach
- Provide strategic directions and advice on sustainable development management of the Group
- Oversee the process to identify, evaluate, prioritise, and manage material ESG-related issues
- Ensure an internal control mechanism to monitor and oversee the management of ESG issues
- Review the progress against goals and targets
- Review and approve the updated ESG policies and procedures

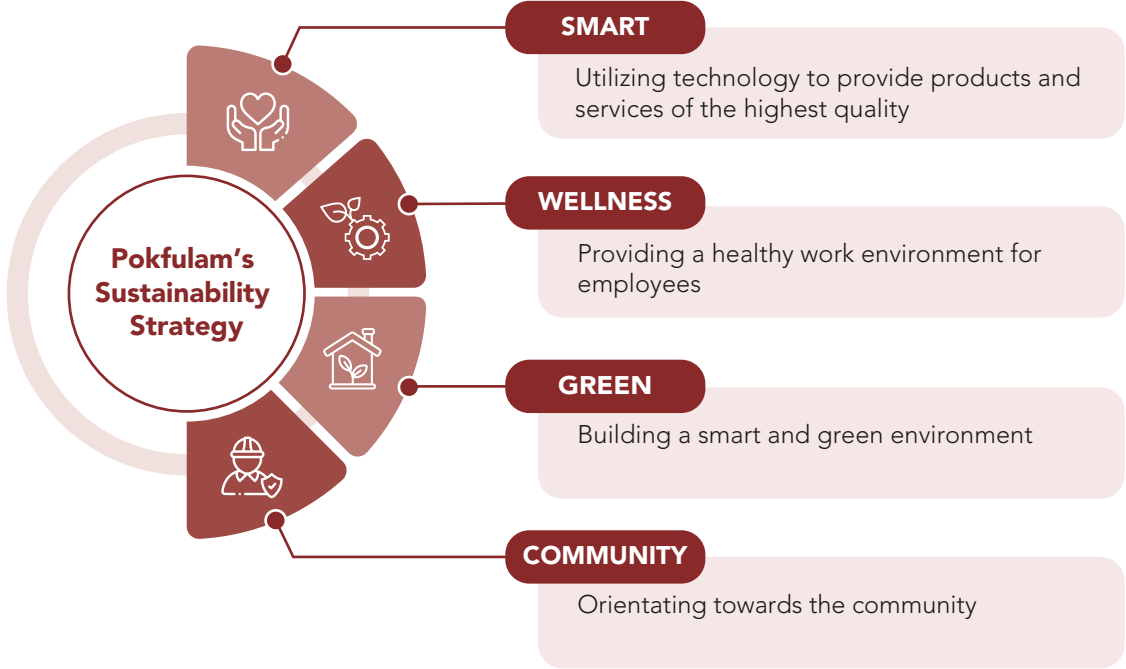
ESG Working Group

- Develop the sustainability strategy, work plans, goals, and targets of the Group
- Identify, assess, prioritise, and manage material ESG-related risks (including but not limited to climate-related risks and ESG risks along supply chain)
- Develop an effective risk management and internal control mechanism
- Monitor the Group's ESG performance and progress made against the targets, goals, and metrics
- Ensure the effective implementation of ESG-related policies and practices
- Review the compliance situation with applicable laws, rules and regulations related to ESG
- Prepare an annual ESG report on its activities for Board's approval

ENVIRONMENTAL, SOCIAL AND GOVERNANCE REPORT

Sustainability Strategy

In response to the surging needs of stakeholders on sustainable operations, the Group believes in harnessing technology into its properties and services to provide a healthy, hygienic, and environmental-friendly working and living spaces for long-term value creation. Our sustainability strategy is built upon four sustainability pillars summarised as follows:



ESG Risk Identification

We are dedicated to strengthening our sustainability performance with an effective ESG risk management mechanism in place. Being accountable for the long-term sustainability of the Group, the Board retains the ultimate responsibility for the oversight of the Group's ESG risk management to reinforce business resilience in the face of unprecedented future changes. During the Reporting Period, we conducted an ESG risk assessment for the Group to strengthen risk mitigation and response. We have evaluated, prioritised, and identified the ESG-related risks that are relevant and have significant impact on our business operations, such as climate change risks and supply chain risks, with the help of an independent ESG consultant. References were made to the latest market and industry trend apart from our business models and operations. To prioritise ESG risks, the risk levels were determined based on their likelihood and potential impact on the Group. This enables us to understand which ESG risks could have the most significant impact to the Group and should be addressed accordingly. In order to manage ESG risks, coupled with sound internal controls, we have formulated corresponding risk mitigation measures for each of the ESG risk identified, and delegated related function units to implement the measures to minimise the risks from disrupting our business operations. The ESG risk assessment result and relevant issues will be discussed, reported to and reviewed by the Board. For more details on our corporate governance and risk management approach, please refer to the Corporate Governance Report section.

ENVIRONMENTAL, SOCIAL AND GOVERNANCE REPORT

STAKEHOLDER ENGAGEMENT

The Group strives to maintain close communication with our stakeholders to better understand their expectations about our sustainability performance so that we can formulate relevant strategies to achieve sustainable business growth.

The Group has identified six key stakeholder groups and established a variety of communication channels for collecting their opinions. Their opinions and suggestions are adopted where appropriate to advance improvement in business operations and furtherance of the sustainability development.

During the Reporting Period, we engaged our key stakeholders through the following regular engagement channels.

Stakeholder Groups	Engagement Channels
Employees	<ul style="list-style-type: none">– Staff meetings– Internal communication platforms– Staff trainings
Customers	<ul style="list-style-type: none">– Company website– Daily Operation– Customer service support– Customer satisfaction surveys
Shareholders and Investors	<ul style="list-style-type: none">– Shareholders' meetings and annual general meetings– Company website– Investor conference– Financial reports
Suppliers and Business Partners	<ul style="list-style-type: none">– Company website– Site visits– Regular review
Government and Regulatory Bodies	<ul style="list-style-type: none">– Meetings and interviews– Policy consultation– Disclosures and announcements
Community and General Public	<ul style="list-style-type: none">– Company website– Media– Community events– Charity activities

ENVIRONMENTAL, SOCIAL AND GOVERNANCE REPORT

Materiality Assessment

Apart from the regular communication, we engaged an independent consultant to conduct a materiality assessment during the Reporting Period. Internal and external stakeholders were invited to complete an online questionnaire to rate different ESG issues that are material to the Group. The stakeholders also provided their thoughts on the Group's sustainability performance.

The following steps were taken in conducting the materiality assessment:



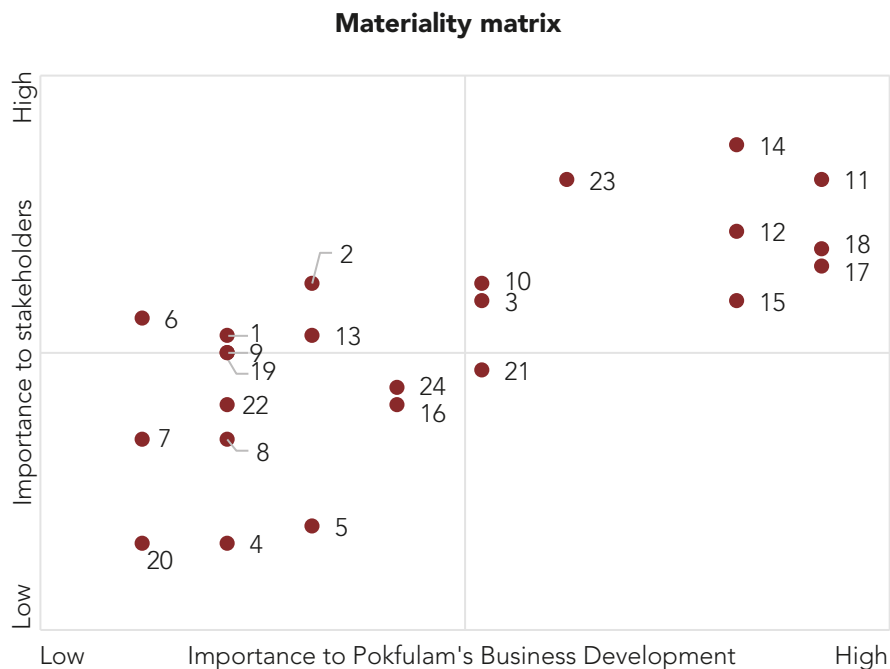
During the Reporting Period, a total of 24 ESG topics were identified for this year's materiality assessment. The findings were then summarised and analysed in form of materiality matrix based on two parameters: importance to stakeholders and importance to Pokfulam's business development. 9 topics were identified as material issues for this year and became the focus of this Report.

ENVIRONMENTAL, SOCIAL AND GOVERNANCE REPORT

List of Environmental, Social and Governance Issues Considered

Environment	Human Capital and Governance	Product Responsibility	Community Investment
1. Air Emissions	10. Equal Opportunities	16. Ethically Responsible Sourcing	24. Caring for The Community
2. Waste and Recyclables Management	11. Occupational Health and Safety	17. Product Assurance and Quality	
3. Energy Efficiency	12. Staff Development and Training	18. Customer Service	
4. Greenhouse Gas (GHG) Emissions	13. Talent Management	19. Intellectual Property Rights Protection	
5. Water Management	14. Employee Benefits and Welfare	20. Marketing and Advertising	
6. Climate Change	15. Corporate Governance and Risk Management	21. Anti-Corruption	
7. Green Procurement		22. Environmental Product Stewardship	
8. Environmental Risk in Supply Chain and Its Remedies		23. Information Security and Personal Data Protection	
9. Clean Technology			

Materiality Matrix



ENVIRONMENTAL, SOCIAL AND GOVERNANCE REPORT

List of Material Issues Identified

Material Issues	Relevant Chapters
Occupational Health and Safety	<ul style="list-style-type: none"> Employee Health and Safety
Customer Service	<ul style="list-style-type: none"> Seamless Customer Relationship Management
Product Assurance and Quality	<ul style="list-style-type: none"> Enhancing the Quality of Products and Services
Employee Benefits and Welfare	<ul style="list-style-type: none"> Employment and Labour Practices
Staff Development and Training	<ul style="list-style-type: none"> Professional Development and Training
Corporate Governance and Risk Management	<ul style="list-style-type: none"> Promoting Integrity
Information Security and Personal Data Protection	<ul style="list-style-type: none"> Protecting Cyber Security and Data Privacy
Equal Opportunities	<ul style="list-style-type: none"> Employment Practices Labour Standards
Energy Efficiency	<ul style="list-style-type: none"> GHG Reduction and Energy Conservation

SMART

Utilizing technology to provide products and services of the highest quality

Goal:	Material topics covered in this chapter:
We are committed to deliver premium products and services of excellent quality to add value to customers	<ul style="list-style-type: none"> Product Assurance and Quality Customer Service Information Security and Personal Data Protection

The Group is committed to prioritising customers' interests and satisfying the individual needs of customers. We believe technology advancement can enhance product quality and service efficiency, and ultimately provide long-term value to our customers. To retain and build a long-term relationship with our tenants, the Group has incorporated technology as well as policies to standardise handling procedures before and after leasing, as well as throughout the entire rental period.

Apart from property leasing service, our experienced team is dedicated to fulfilling our customers' needs in sound, CCTV, and audio-visual systems as the premier service provider in the configuration, engineering, and quality optimisation of AV systems.

ENVIRONMENTAL, SOCIAL AND GOVERNANCE REPORT

Enhancing Service Quality Through Innovative Solutions

The Group believes our service quality in property management can be improved using technology. We have adopted Upkeep, SleekFlow and Snapinspect as innovative solutions to enhance our daily operations through digitalising and streamlining our work inspection and customer communication processes.

UpKeep and SleekFlow

UpKeep is an internal work process monitoring system which unites maintenance and operation. From making and scheduling work requests, it reduces the communications barriers and delays between departments in delivering quality products and services prior to handover and during the term of the tenancy, covering both the leased and common areas.

Working side by side with Upkeep, SleekFlow centralises internal and external information received from different communication channels such as WhatsApp, WeChat, email, etc. into one single platform. Tenants reach out to our customer service directly regarding inquiries on property management, billing, and leasing matters. Upon receiving the customer inquiries, our employees can create work requests and schedule maintenance work on Upkeep instantly. The synchronisation of UpKeep and SleekFlow enables us to make timely responses to the immediate requests from tenants.

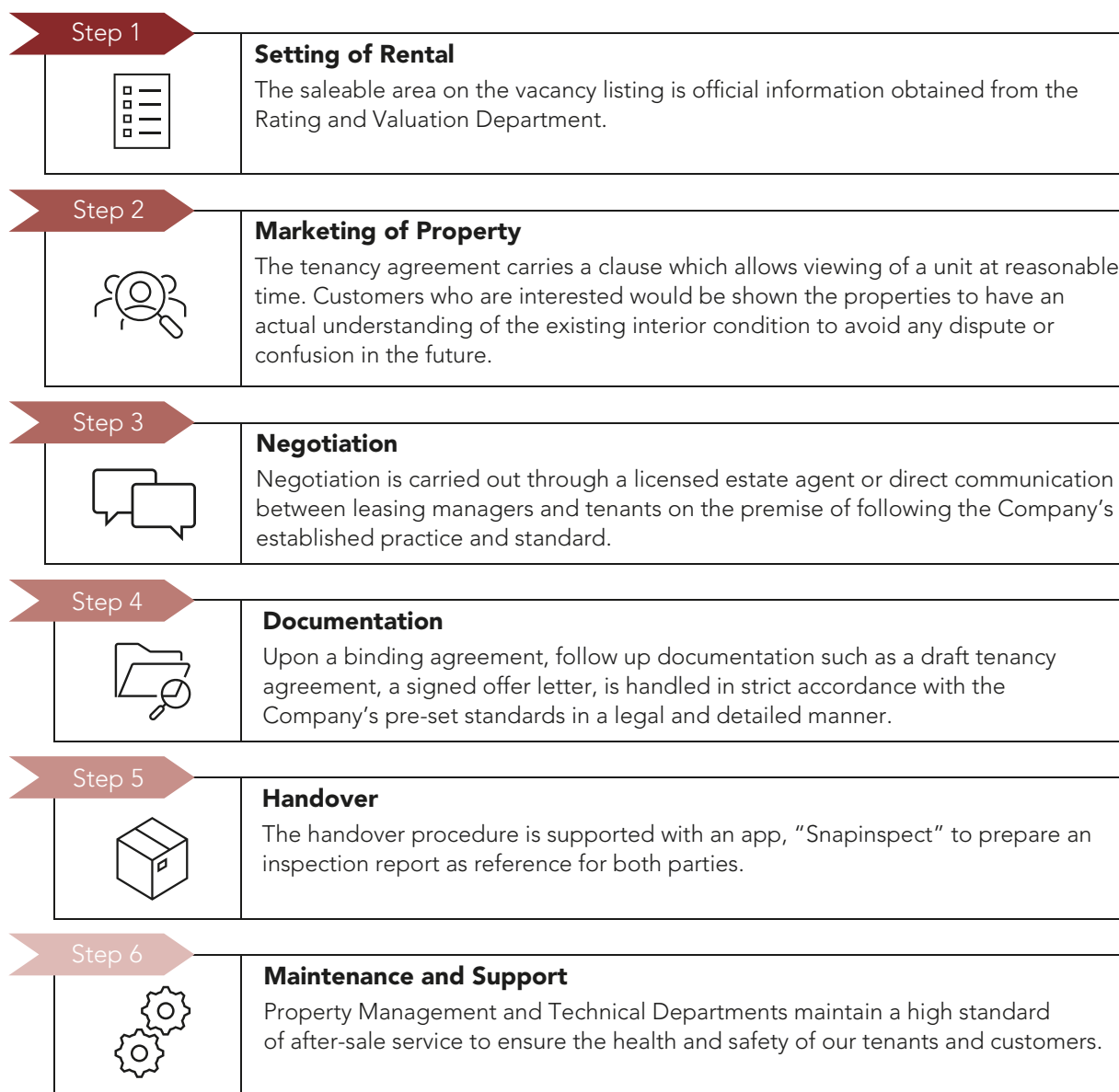
Snapinspect

“Snapinspect” streamlines our property inspection process by providing a one stop solution for our employees to document all necessary details, comments, and photos of the inspection, as well as create inspection checklists. The inspection records can be used for future reference of the management and our tenants on the property conditions.

ENVIRONMENTAL, SOCIAL AND GOVERNANCE REPORT

Enhancing the Quality of Products and Services

The Group is committed to tenant-focused services that maximises customers satisfaction. We have formulated and implemented the Approved Policies & Procedures for Leasing Daily Operation to ensure high quality services are delivered to our tenants before, during and after the tenancy. The following measures are taken to ensure quality rental services:



As the representative and distributor of many premium brands in Hong Kong, Macau, the subsidiary of the Group has obtained the ISO 9001 Quality Management System to ensure high quality products and services are delivered. We excel in the custom design and supply of turnkey systems to meet customers' needs with high efficiency. Our dedicated and customer-focused team also provides training as well as repair and maintenance services and support for its extensive range of clients.

ENVIRONMENTAL, SOCIAL AND GOVERNANCE REPORT

Seamless Customer Relationship Management

The Group believes the feedback and opinion collected from our tenants is essential in driving continuous improvement in our services. To actively connect with our tenants and provide timely responses, we have implemented a complaint handling procedure, which utilises two connected management systems, SleekFlow and Upkeep.

Our compliant handling procedures are summarised as follows:

1. An inspection should be carried out by our in-house technicians to determine whether the issue can be resolved in-house or if it must be outsourced.
2. In urgent cases, representatives of the Technical Department will visit the site on the day of the complaint or the day following it to determine the extent and scope of the rectification work.
3. A variety of temporary measures will be adopted to prevent the situation from deteriorating further.
4. A quotation for management approval should be obtained, and the work should be completed at a mutually agreed upon date/time.

During the Reporting Period, the Group did not receive any substantial complaints related to the works and services provided.

Protecting Cyber Security and Data Privacy

The Group pledges to protecting the information security and data privacy of its customers, partners, and employees. The Group adheres to the Personal Data (Privacy) Ordinance (Cap. 486 of the Laws of Hong Kong).

The management of the personal data of our tenants is governed by our leasing policies and Employee Code of Conduct. The leasing workflow of tenant information collection ensures handling information in a legal, prudent, and confidential manner. We also provide guidelines for our property management employees to ensure proper collection, storage, and disposal of visitor information.

To safeguard the cyber security of the Group, we strictly prohibit our employees from any forms of unauthorised access or copying of company data, as well as the usage of illegal software to minimise the risk of cyber security breaches.

At the subsidiary level, our Privacy Policy enables our employees to manage talent and customers' information with prudence and confidentiality. We indicate the purposes of data collection and obtain customer consents prior to data usage. Protocols and requirements are in place to standardise collection, access, safekeeping, and processing of personal data.

During the Reporting Period, the Group was not aware of any significant non-compliance with relevant laws and regulations related to product responsibility. We did not receive any complaint concerning breaches of clients' privacy nor we have identified any leak or loss of client data.

ENVIRONMENTAL, SOCIAL AND GOVERNANCE REPORT

Intellectual Property Rights

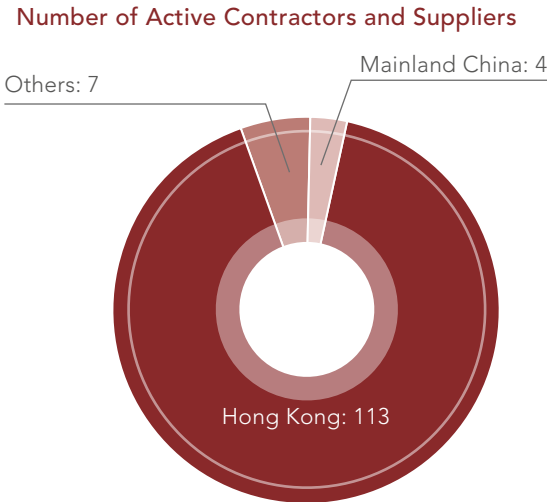
The Company strictly follows relevant laws and regulations such as the Copyright Ordinance (Cap. 528 of the Laws of Hong Kong). Our employee’s handbook includes policies that prohibits our employees from the use of unauthorised software. During the Reporting Period, we did not receive any complaint concerning the infringement of intellectual property rights.

Supply Chain Management

The Group maintains close and transparent communication and cooperation with suppliers. We strive to improve our supply chain management practices to provide quality services and products to our customers. Effectual supply chain management practices are in place to assure procurement quality. We regularly review risks along the supply chain, and are committed to building a more sustainable supply chain.

We have conducted ESG related risk assessment of the Group to identify potential ESG risks in our supply chain. During the Reporting Period, we did not identify any ESG risks associated with our supply chain that were rated as “high risk”. The Board will closely monitor the ESG risks in our supply chain and regularly evaluate the effectiveness of controls to further enhance our supplier management.

During the Reporting Period, the Group engaged a total of 124 suppliers, the breakdown of suppliers by geographical locations are as follows:



ENVIRONMENTAL, SOCIAL AND GOVERNANCE REPORT

Supplier Selection and Engagement

The Group mainly engages contractors and suppliers during property renovation process. We have implemented a range of measures in our business operations to manage our tendering procedures and evaluation.

We have developed a set of tendering requirements, including incorporating ESG terms and practices in tender specifications as one of the criteria when selecting suppliers to improve environmental performance. Tendering criteria such as sustainable construction materials, noise control, and adequate insurance coverage highlights the Group commitment in sustainable supply chain management. Contractors and suppliers are required to use materials that fulfil international environmental standards when necessary. Only those who fulfill our tender specification can be appointed into our list of qualified suppliers and contractors.

Furthermore, our new contractors are evaluated based on a set of criteria including track record, acquisition of valid licenses, certificates, and past record of workplace injuries and legal litigation. In addition, we require the new contractors to provide information related to environmental protection and safety management and pledge to comply with the laws, applicable legislation, and code of practices of Hong Kong.

Fair and Transparent Procurement

We are committed to ensure that our procurement procedures are fair, cost-effective, and transparent. We have established the Procurement Policies which details the types of procurement and standardise the stringent tendering procedures to be followed by the entire Group. Our Code of Conduct also set out the rules to prevent any conflict of interest involved in procurement exercise. Our Procurement Policies would be reviewed by the management regularly to ensure it is in line with the latest situation of the Group.

The submission of tenders, quotations and opening of tenders should adhered to the Group's Procurement Policies and principles. We review the procurement content and the work content before issuing any procurement order to identify any environmental and social risks involved in the goods and services. Should any probable risk be identified, the Group will liaise with the supplier or contractor to include corresponding mitigation requirements in their scope of work before any purchase order is issued. The agreed measures will then be monitored through periodic assessment as well as site visits.

The Group also prioritises the phase-out and replacement of aging appliances and equipment with more efficient counterparts. The procurement selection process also takes into account of the environmental performance of the potential products and services as one of the many considerations. For example, the Group prioritises feasible energy saving lightings with lux or motion sensor and consider sun control window films as a faster and easily-installed option to enhance heat management.

Advertising and Marketing

As our primary business is property management and investment, we would appoint licensed estate agents with their own marketing strategies for matching our properties with potential tenants. We strictly comply with all relevant laws and regulations related to advertising and labelling, including but not limited to the Trade Descriptions Ordinance (Cap. 362 of the Laws of Hong Kong). All marketing materials provided to agents or stated on our Company website would be reviewed and approved by responsible staff to avoid misleading information. During the Reporting Period, the Group was not aware of any material non-compliance regarding advertising and labelling.

ENVIRONMENTAL, SOCIAL AND GOVERNANCE REPORT

WELLNESS

Providing a Healthy Work Environment for Employees

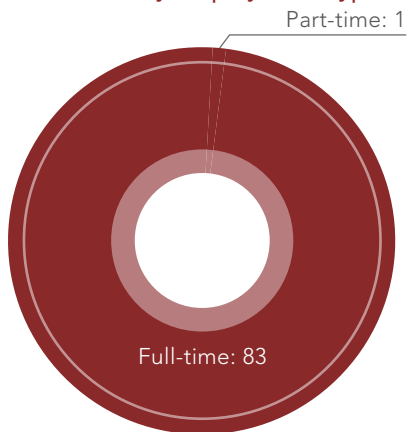
Goal:	Material topics covered in this chapter:
We create and protect a fair, mutually beneficial, safe, and inclusive work environments to create value for our employees.	<ul style="list-style-type: none">• Equal Opportunities• Occupational Health and Safety• Staff Development and Training• Employee Benefits and Welfare• Corporate Governance and Risk Management

The Group is committed to ensuring a safe and healthy working environment. To this end, all levels of management and supervision of the Group are required to be accountable for active involvement in safety management and adoption of all feasible practices to create a safe working environment and safeguard employees from occupational hazards.

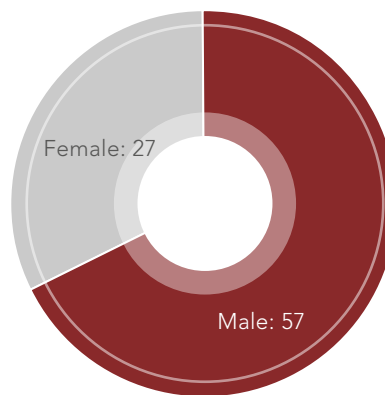
ENVIRONMENTAL, SOCIAL AND GOVERNANCE REPORT

As of 30 September 2022, we employed a total of 84 full-time staff (2020/21: 76) in Hong Kong.


Workforce by Employment Type



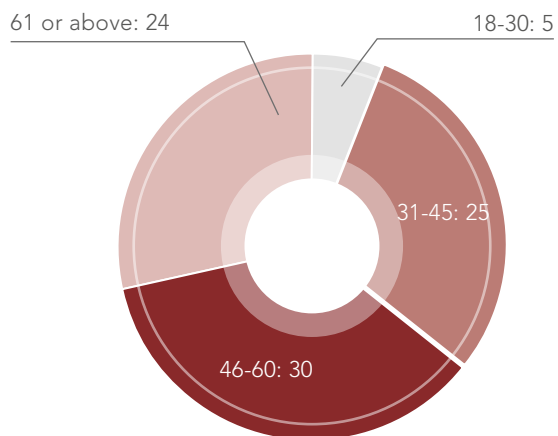
Workforce by Gender



Workforce by Geographical Region



Workforce by Age Group



ENVIRONMENTAL, SOCIAL AND GOVERNANCE REPORT

Employment Practices

The Group is committed to providing a fair and safe work environment with equal opportunities. We believe that employees are important value drivers to the Group's business operations and long-term development. We strictly comply with all relevant laws and regulations related to employment practices, including but not limited to the Employment Ordinance (Cap. 57 of the Laws of Hong Kong), the Employees' Compensation Ordinance (Cap. 282 of the Laws of Hong Kong), Sex Discrimination Ordinance (Cap. 480 of the Laws of Hong Kong), Disability Discrimination Ordinance (Cap. 487 of the Laws of Hong Kong), Family Status Discrimination Ordinance (Cap. 527 of the Laws of Hong Kong) and Race Discrimination Ordinance (Cap. 602 of the Laws of Hong Kong).

We strictly prohibit any forms of discrimination in our workplace. Our Policy on Equal Employment Opportunities to ensure equal opportunities are offered to candidates and employees, regardless of their sex, nationality, marital status, physical abilities, and religious belief, on recruitment, internal transfer, and promotion. During the Reporting Period, the Group was not aware of any non-compliance with laws and regulations regarding employment.

Remuneration and Benefits

To retain our valuable human capital, we reward employees' contributions impartially and objectively. Our Employee's Handbook outlines the competitive remuneration policies to incentivise employees. Our remuneration packages mainly consist of monetary remuneration, leaves, medical, and retirement benefits as well as allowances to incentivise our employees.

We have adopted an online human resource system to record the punctuality of our employees. The enhancement could provide accurate and reliable data for us to calculate the amount of compensation leaves and monetary compensations provided to our security guards working overtime or under adverse weather conditions, such as typhoons and rainstorms.

During the Reporting Period, the Group was awarded with Good MPF Employer Award by Mandatory Provident Fund Schemes Authority, as a recognition of our efforts to support the retirement protection for employees.

As of 30 September 2022, our overall staff turnover rate was 15% (2020/21: 24%). The breakdown of the turnover by gender, age group, and geographical region are as follows:

Employee turnover rate by categories	2021/22	2020/21
Gender		
Male	19%	24%
Female	7%	23%
Age group		
18 – 30	80%	25%
31 – 45	24%	23%
46 – 60	10%	21%
61 or above	0%	29%
Geographical region		
Hong Kong	15%	24%
Total	15%	24%

ENVIRONMENTAL, SOCIAL AND GOVERNANCE REPORT

Employee Health and Safety

The Group strives to providing a healthy, safe, and congenial work environment for our employees. We have established policies and guidelines to safeguard employee's health and safety, while fulfilling the requirements set out in applicable laws and regulations including but not limited to the Occupational Safety and Health Ordinance (Cap 509 of the Laws of Hong Kong). The following measures are implemented:

- Ensure all employees have access to the Health and Safety Policy and first-aid kit
- Provide job safety training for all employees
- Conduct Job hazard analysis provided to all employees
- Hold regular safety meetings at all job sites

We are committed to improving the working environment for our employees. During the Reporting Period, we completed the renovation of the cargo lift, the façade, and the ground floor at Beverly House. Following the upgrade, the cargo lift can easily access every floor of the building, including the roof. The building's improved accessibility reduces the risk of injuries or inconveniences being caused to our employees or tenants during office relocation or delivery.

During the Reporting Period, there were no lost days due to work injury and absence of any work-related casualties nor work-related fatalities in the past three years, (2020/21: none, 2019/20: none). The Group was not aware of any non-compliance with laws and regulations regarding occupational health and safety.

Response to COVID-19

The concern and impact posed by COVID-19 continues in this Reporting Period. We have implemented a series of precautionary measures to safeguard the health of our staff following guideline and suggestions from government and The World Health Organization. Protective gear such as face masks, sanitisers, and testing kits were distributed to our employees. In addition, we have implemented flexible working hours, work from home policy, and video conference arrangements to reduce face-to-face contacts.

Professional Development and Training

Professional development of our employees can create value to our business. The Group embraces the responsibility as an enterprise to discover talents and cultivate team spirits for sustainable development. We provide on-the-job training, seminars, workshops, site visits and formal training programmes for our employees to enhance their work-related knowledge and skills. To further encourage our employees to actively taking trainings participate in various training sections by offering corporate subsidies for professional continuing professional development trainings. During the Reporting Period, we have engaged an external ESG consultant to conduct a training to enhance the understanding and awareness of our employees on ESG.

ENVIRONMENTAL, SOCIAL AND GOVERNANCE REPORT

Percentages of employees completing training by employee category are as follows:

Percentage of employees trained ¹	2021/22	2020/21
By gender		
Male	43%	55%
Female	57%	45%
By employee category		
Senior management	29%	36%
Middle management	19%	23%
General employees	52%	41%
Percentage of total employees who took part in training	22%	29%

Note:

1. The calculation of the percentage of employees trained includes the employees who left during the Reporting Period.

During the Reporting Period, we provided a total of 124.5 training hours to our employees, each employee received 1.3 hours of training on average. The breakdown of average training hours by gender and staff category are as follows:

Average training hours completed ¹	2021/22	2020/21
By gender		
Male	0.5	2.8
Female	3.1	0.6
By employee category		
Senior management	3.9	1.0
Middle management	1.0	0.6
General employees	0.9	2.6
All employees	1.3	1.7

Note:

1. The calculation of the average training hours includes the employees who left during the Reporting Period.

ENVIRONMENTAL, SOCIAL AND GOVERNANCE REPORT

Labour Standards

The Group has zero tolerance to forced and child labour. We have implemented various measures to ensure our daily operations strictly complies with relevant labour laws and regulations including the Employment Ordinance (Cap. 57 of the Laws of Hong Kong). During the recruitment process, candidates are required to present their identification documents. Additionally, we ensure that our employees are offered rest days as described in the Employee's Handbook. These measures were taken to prevent child labour and forced labour. During the Reporting Period, the Group did not receive any case of material violation of the relevant laws and regulations relating to labour standards.

Promoting Integrity

Anti-Corruption

The Group regard honesty, integrity, and impartiality as the core principles for the business operations of the Group, hence we have zero tolerance for bribery, extortion, fraud, and money laundering. During the Reporting Period, the Group strictly complies with the Prevention of Bribery Ordinance (Cap.201 of the Laws of Hong Kong).

Anti-corruption and anti-bribery standards have been incorporated in the Group's internal policies and operating practices as well as communicated to employees. Our Employee's Handbook and Code of Conduct provide relevant requirements for our staff. The code of conduct details the key provisions relating to acceptance of advantage, handling conflicts of interest, and maintaining relationships with suppliers, contractors, and customers. Directors and staff are expected to understand and adhere to the Code of Conduct. Upon receipt of gifts or benefits, the approving authority should be notified. The staff is also required to declare any actual or potential conflicts of interest that may arise during their official duties.

All employees and directors of the Company are required to complete training regarding anti-bribery and corruption upon joining the group. Topics covered in the training include anti-corruption, anti-bribery, and applicable laws and regulations. During the Reporting Period, online training materials on anti-corruption were distributed to employees and directors.

Whistleblowing Mechanism

The Group has developed a Whistleblowing Policy to provide our employees and those who deal with the Company, such as customers and suppliers, with a channel to communicate any concerns that they may have regarding any act of misconduct, malpractice, or irregularity. Concerns are escalated directly to the respective head of the division or department, followed by the Managing Director and the Chairman of the Board or Audit Committee, as appropriate. The Whistleblowing Policy also contains confidentiality measures that protect whistle-blowers from retaliation or repercussions.

During the Reporting Period, we were not aware of any non-compliance with relevant laws and regulations with respect to corruption, bribery, extortion, fraud and money laundering, and there were no concluded legal cases regarding corrupt practices brought against the Group.

ENVIRONMENTAL, SOCIAL AND GOVERNANCE REPORT

GREEN

Building a smart and green environment

Goal: _____ **Material topics covered in this chapter:** _____

We pursue sustainability by enhancing energy efficiency and better use of resource

- Energy Efficiency

The Group strives to create the ideal, green, and smart living environment for its tenants. We are committed to pursuing long-term sustainability development through the implementation of various environmental initiatives and measures.

The Group’s businesses in property investment and management, and trading do not emit significant air emissions, such as nitrogen oxides, sulphur oxides, and respirable suspended particulates or generate significant amount of hazardous or non-hazardous waste.

During the Report Period, the Group was not aware of any material violations of environmental related rules and regulations, including but not limited to Air Pollution Control Ordinance (Cap. 311 of the Laws of Hong Kong), Water Pollution Control Ordinance (Cap. 358 of the Laws of Hong Kong), Waste Control Ordinance (Cap. 354 of the Laws of Hong Kong).

To better manage the Group’s environmental performance, the Group has set the below green targets during the Reporting Period:

ENVIRONMENTAL, SOCIAL AND GOVERNANCE REPORT

Our Green Targets



GHG Emissions

- Reducing our air emissions and greenhouse gas emissions by improving energy efficiency and incorporating energy-saving measures.



Energy

- Reducing our energy consumption by implementing energy conservation measures



Waste

- Minimising our waste generation by promoting recycling.



Water

- Improving water efficiency by implementing water conservation measures

Climate Resilience Strategy

The challenges arising from climate change are becoming more acute. Global warming, sea level rise, or more frequent extreme weather events may impact our daily business operations. The Group has conducted a risk assessment to review the potential impact of climate change on our business, and has formulated plans to mitigate such risks to ensure the potential impact to the business can be kept at minimal. Listed below are selected climate-related risks, potential impacts, and our mitigation measures:

Climate Risks	Potential Impacts	Our Mitigation Measures
Physical Increased severity of extreme weather events, such as cyclones, hurricanes, or floods	<ul style="list-style-type: none"> • Increased capital expenditures for maintenance and implementation of preventative measures • Increased operational costs due to more frequent health and safety incidents for employees and customers 	<ul style="list-style-type: none"> • Implement precautionary measures at our property projects • Protect our properties with relevant insurances which are subject to periodic review on its adequacy
Physical Increase in average temperature	<ul style="list-style-type: none"> • Increased expenditure on energy consumption 	<ul style="list-style-type: none"> • Incorporate green building measures at our property projects, such as installing smart energy control systems
Transition Tightened requirements and regulations on building energy efficiency and green building standards	<ul style="list-style-type: none"> • Increased capital expenditures in the procurement of energy efficient equipment during construction and operation • Increased risks of non-compliance with the regulatory requirements 	<ul style="list-style-type: none"> • Regularly reviews the latest laws and policy documents • Incorporate green building and renewable energy measures at our property projects, such as installing solar panels and purchasing renewable energy certificates

ENVIRONMENTAL, SOCIAL AND GOVERNANCE REPORT

Sustainable Properties

The Group believes adopting smart and green designs during property refurbishment is beneficial to the environment. We have implemented various measures at our premises to promote sustainability development. The Group's initiatives and practices in fostering the transformation to green buildings are as follows:

- Adopting network-based smart-home system to monitor, control, and automate lighting, air-con, shading, and other systems
- Utilizing the ControlFree application to track electricity consumption and set up energy saving measures
- Installing real-time sensors to monitor and regulate indoor air quality
- Installing solar photovoltaic (PV) panels at our properties to generate electricity
- Purchasing renewable energy certificates from the power company
- Retrofitting our residential units with paint free of volatile organic compounds (VOCs) and floor tiles certified by the Forest Stewardship Council

Case Study: Promotion of Renewable Energy

Onsite Renewable Energy Generation

We have installed solar PV panels at our property located at No. 4 Headland Road to promote the use of renewable energy. With the introduction of the feed-in tariff scheme by HK Electric in 2019, the renewable energy generated by our solar panels is being supplied back into the electrical grid. During the Reporting Period, we have generated approximately 10,750 kWh of clean energy.

Renewable Energy Certificates

To further reduce our GHG emissions resulted from purchased electricity, we have sourced renewable electricity generated from local solar PV and wind power systems by purchasing renewable energy certificates from HK Electric. During the Reporting Period, we have obtained approximately 10,000 kWh of electricity from renewable energy certificates.

GHG Reduction and Energy Conservation

Our major source of GHG and energy consumption is from the consumption of purchased electricity for offices and our properties, and the consumption of fuel for our vehicles. As a responsible company, we strive to reduce our GHG emissions and energy consumption by using various measures to improve our energy efficiency and raising our staff awareness on environmental protection:

- Giving priority to products with better energy-efficiency when replacing electrical equipment
- Redesigning the air conditioning system by relocating the air vents at office to maximise energy efficiency and improve the apparent temperature perceived by employees
- Maintaining a room temperature of 25.5°C

ENVIRONMENTAL, SOCIAL AND GOVERNANCE REPORT

- Installing time control devices in some equipment for automatic shutdown during non-office hours to avoid unnecessary energy consumption
- Putting up conspicuous signs by the switches of air conditioners
- Reminding employees to close the doors and windows when turning on the air conditioners
- Cleaning the air conditioners regularly to improve operational efficiency
- Using natural light as much as possible during daytime to reduce the use of lighting

Indicator ¹	Unit	2021/22	2020/21
GHG Emissions^{2,3,4}			
Scope 1 Direct emissions	tonnes	16.78	18.11
Scope 2 Indirect emissions	tonnes	757.11	736.21
Total GHG emissions	tonnes	773.89	754.32
GHG emission intensity by working days	tonnes/days	3.13	3.01
GHG emission intensity by floor area ⁵	tonnes/m ²	0.05	N/A
Air Emissions			
SO _x	kg	0.10	0.10
NO _x	kg	17.55	7.34
PM	kg	1.62	0.63
Energy Consumption⁴			
Unleaded petrol	MWh	23.27	64.13 ⁶
Diesel oil	MWh	37.24	
Purchased electricity	MWh	1,066.35	1,036.91
Renewable energy certificates	MWh	10.84	N/A
Total energy consumption	MWh	1,137.71	1,101.04
Energy consumption intensity by working days ⁷	MWh/days	4.61	4.39
Energy consumption intensity by floor area ⁵	MWh/m ²	0.07	N/A

Note:

1. Numbers have been subject to rounding. Any discrepancies between the total shown and the sum of the amounts listed are due to rounding.
2. According to the GHG Protocol: Corporate Accounting and Reporting Standard published by the World Business Council For Sustainable Development and the World Resources Institute, Scope 1 direct emissions include GHG emissions directly generated by businesses owned or controlled by the Group, and Scope 2 indirect emissions include “indirect energy” GHG emissions from the consumption of electricity (purchased or acquired), heat energy, refrigeration and steam within the Group.
3. The scope of GHG emissions is revised during the Reporting Period to exclude Scope 3 emissions, the total GHG emission and intensity unit for 2020/21 is restated.
4. The coverage of energy and GHG emissions data in 2021/22 includes 2 additional office units in the Beverly House and the China Paint Building obtained by the Group in 2022.
5. We have included the intensity figure based on floor area to better reflect our environmental performance according to our business nature.
6. The figure represents the total consumption of unleaded petrol and diesel oil as no fuel consumption breakdown was reported in 2020/21.
7. The energy consumption intensity for 2020/21 is restated to better reflect our energy consumption performance.

ENVIRONMENTAL, SOCIAL AND GOVERNANCE REPORT

Waste Management

The Group do not generate significant amount of hazardous waste in our daily operation. Whereas our non-hazardous waste generation is mainly contributed from office paper. We strive to minimise the waste generation by our business activities using technology and behavioural encouragement measures:

- Adopting electronic systems for daily operations
- Introducing recycling bins to our properties
- Using environmentally friendly paper for bulk print of annual reports
- Advocating double-side printing, recycling and reuse of office supplies and paper
- Recycling and reusing printing and copying consumables
- Encouraging our tenants and employees to use the facilities for waste separation
- Developing waste guidelines for our trading business to support the producer responsibility scheme on waste electrical and electronic equipment

Reducing Office Paper Usage in Daily Operations

The Group has adopted a new Purchase Order System to reduce the use of office paper during the Reporting Period. The system allows our employees to issue and approve work orders, as well as settling invoice submissions online, which significantly reducing the amount of office paper used in our daily operations.

Indicator ¹	Unit	2021/22	2020/21
Total non-hazardous waste disposed	tonnes	1.64	N/A
Total non-hazardous waste recycled	tonnes	4.23	N/A
Total non-hazardous waste generated ²	tonnes	5.87	1.26
Non-hazardous waste intensity by working days	kg/days	23.78	5.02
Non-hazardous waste intensity by floor area ³	kg/m ²	0.35	N/A

Note:

1. The coverage of non-hazardous waste data in 2021/22 includes 2 additional office units in the Beverly House and the China Paint Building obtained by the Group in 2022.
2. The surge in the amount of non-hazardous waste produced is due to an office renovation conducted during the Reporting Period that involved extensive recycling of office paper.
3. We have included the intensity figure based on floor area to better reflect our environmental performance according to our business nature.

ENVIRONMENTAL, SOCIAL AND GOVERNANCE REPORT

Water Management

Water used in our business operations are drawn from municipal water supply, hence we did not experience any issues in water sourcing during the Reporting Period. The Group is devoted to improving water efficiency by adopting water-saving measures and educating our employees on water saving. In achieving this goal, we have taken the following measures:

- Providing inspection and timely repair on worn-out water supply facilities and defective pipes
- Providing water-saving tips at workplace and encourage employees to follow
- Installing smart water metering and automatic sensor faucets in our properties

Indicator ¹	Unit	2021/22	2020/21
Total water consumption	m ³	4,445.58	4,659.76
Water consumption intensity by working days	m ³ /days	18.00	18.56
Water consumption intensity by floor area ²	m ³ /m ²	0.27	N/A

Note:

1. We have included the intensity figure based on floor area to better reflect our environmental performance according to our business nature.
2. The coverage of water consumption data in 2021/22 includes 2 additional office units in the Beverly House and the China Paint Building obtained by the Group in 2022.

Conserving Environmental Resources

The Group regards the protection of the environment and natural resources as an essential part of our corporate values. Besides identifying, assessing, and managing potential adverse environmental impacts, the Group will pursue long-term sustainability development and strike a balance between business and the environment, developing an approach to increase profitability and continue to adhere to our commitment to sustainability. The Group will continue to take environmental protection and conservation of natural resources into account when reviewing our business strategies and making plans.

ENVIRONMENTAL, SOCIAL AND GOVERNANCE REPORT

COMMUNITY

Orientating towards the community

Goal:

Material topics covered in this chapter:

We fulfil social responsibility and bring positive impacts to the community so as to cultivate a caring and supportive culture.

• N/A

The Group is committed to building a better community by giving back to the society. The Group has engaged regularly with environmental and real estate organizations and partnered with non-profit organisations to encourage employees to participate in volunteer services. During the Reporting Period, we focused on the areas covering sustainable development and community engagement with a total donation amount of HK\$55,000.

Sustainable Development

To promote smart and green building practices in the city and beyond, the Group has partnered with World-Wide-Fund (WWF) Hong Kong in the Corporate Membership Programme (CMP) since 2019. During the Reporting Period, the Group has been a Silver Member, showing our commitment to protecting the environment. In addition, colleagues were encouraged to join a collaborative online concert – “Earth Hour 2022” Online Music Live hosted by WWF and Commercial Radio to arouse their concerns over environmental issues.



Community Engagement

To support the community work of non-profit organisation in Hong Kong, the Group engaged in deserving event to help underprivileged people in the community. Under the theme, “Services for Street Sleepers, Residents in Cage Homes and Cubicles”, our staff were encouraged to join the Skip Lunch Day 2022, donating their lunch fees to support the needy.

ENVIRONMENTAL, SOCIAL AND GOVERNANCE REPORT

ESG REPORTING GUIDE CONTENT INDEX

Indicator	Chapter/Disclosure	Page
A. Environmental		
Aspect A1: Emissions		
General Disclosure Information on: (a) the policies; and (b) compliance with relevant laws and regulations that have a significant impact on the issuer relating to air and greenhouse gas emissions, discharges into water and land, and generation of hazardous and non-hazardous waste.	- Green	29, 31-33
KPI A1.1	The types of emissions and respective emissions data.	- GHG Reduction and Energy Conservation 32
KPI A1.2	Greenhouse gas emissions in total (in tonnes) and intensity.	- GHG Reduction and Energy Conservation 32
KPI A1.3	Total hazardous waste produced (in tonnes) and intensity.	- Waste Management 33
KPI A1.4	Total non-hazardous waste produced (in tonnes) and intensity.	- Waste Management 33
KPI A1.5	Description of emissions target(s) set and steps taken to achieve them	- Green - GHG Reduction and Energy Conservation 30 31-32
KPI A1.6	Description of how hazardous and non-hazardous wastes are handled, and a description of reduction target(s) set and steps taken to achieve them.	- Green - Waste Management 30 33
Aspect A2: Use of Resources		
General Disclosure Policies on the efficient use of resources, including energy, water and other raw materials	- Green	31-34
KPI A2.1	Direct and/or indirect energy consumption by type in total (kWh in '000s) and intensity.	- GHG Reduction and Energy Conservation 32
KPI A2.2	Water consumption in total and intensity.	- Water Management 34
KPI A2.3	Description of energy use efficiency target and steps taken to achieve them.	- Green - GHG Reduction and Energy Conservation 30 31-32
KPI A2.4	Description of whether there is any issue in sourcing water that is fit for purpose, water efficiency target(s) set and steps taken to achieve them.	- Green - Water Management 30 34
KPI A2.5	Total packaging material used for finished products (in tonnes), and if applicable, with reference to per unit produced.	Due to our business nature, packaging material is not used. N/A

ENVIRONMENTAL, SOCIAL AND GOVERNANCE REPORT

Indicator		Chapter/Disclosure	Page
Aspect A3: The Environment and Natural Resources			
General Disclosure Policies on minimizing the issuer's significant impact on the environment and natural resources.		- Conserving Environmental Resources	34
KPI A3.1	Description of the significant impacts of activities on the environment and natural resources and the actions taken to manage them.	- Conserving Environmental Resources	34
Aspect A4: Climate Change			
General Disclosure Policies on identification and mitigation of significant climate-related issues which have impacted, and those which may impact, the issuer.		- Climate Resilience Strategy	30
KPI A4.1	Description of the significant climate-related issues which have impacted, and those which may impact, the issuer, and the actions taken to manage them.	- Climate Resilience Strategy	30
B. Social			
<i>Employment and Labour Practices</i>			
Aspect B1: Employment			
General Disclosure Information on: (a) the policies; and (b) compliance with relevant laws and regulations that have a significant impact on the issuer relating to compensation and dismissal, recruitment and promotion, working hours, rest periods, equal opportunity, diversity, anti-discrimination, and other benefits and welfare.		- Wellness - Employment Practices - Labour Standards	23-28 25 28
KPI B1.1	Total workforce by gender, employment type, age group and geographical region.	- Wellness	23-28
KPI B1.2	Employee turnover rate by gender, age group and geographical region.	- Remuneration and Benefits	25

ENVIRONMENTAL, SOCIAL AND GOVERNANCE REPORT

Indicator	Chapter/Disclosure	Page
Aspect B2: Health and Safety		
General Disclosure Information on: (a) the policies; and (b) compliance with relevant laws and regulations that have a significant impact on the issuer. relating to providing a safe working environment and protecting employees from occupational hazards.	- Employee Health and Safety	26
KPI B2.1	Number and rate of work-related fatalities occurred in each of the past three years including the reporting year	- Employee Health and Safety 26
KPI B2.2	Lost days due to work injury.	- Employee Health and Safety 26
KPI B2.3	Description of occupational health and safety measures adopted, how they are implemented and monitored.	- Employee Health and Safety 26
Aspect B3: Development and Training		
General Disclosure Policies on improving employees' knowledge and skills for discharging duties at work. Description of training activities.	- Professional Development and Training	26-27
KPI B3.1	The percentage of employees trained by gender and employee category.	- Professional Development and Training 26-27
KPI B3.2	The average training hours completed per employee by gender and employee category.	- Professional Development and Training 26-27
Aspect B4: Labour Standards		
General Disclosure Information on: (a) the policies; and (b) compliance with relevant laws and regulations that have a significant impact on the issuer relating to preventing child and forced labour.	- Labour Standards	28
KPI B4.1	Description of measures to review employment practices to avoid child and forced labour.	- Labour Standards 28
KPI B4.2	Description of steps taken to eliminate such practices when discovered.	- Labour Standards 28

ENVIRONMENTAL, SOCIAL AND GOVERNANCE REPORT

Indicator		Chapter/Disclosure	Page
Operating Practices			
Aspect B5: Supply Chain Management			
General Disclosure Policies on managing environmental and social risks of the supply chain.		– Supply Chain Management	21-22
KPI B5.1	Number of suppliers by geographical region.	– Supply Chain Management	21-22
KPI B5.2	Description of practices relating to engaging suppliers, number of suppliers where the practices are being implemented, how they are implemented and monitored.	– Supply Chain Management	21-22
KPI B5.3	Description of practices used to identify environmental and social risks along the supply chain, and how they are implemented and monitored.	– Supply Chain Management	21-22
KPI B5.4	Description of practices used to promote environmentally preferable products and services when selecting suppliers, and how they are implemented and monitored.	– Supply Chain Management	21-22
Aspect B6: Product Responsibility			
General Disclosure Information on: (a) the policies; and (b) compliance with relevant laws and regulations that have a significant impact on the issuer relating to health and safety, advertising, labelling and privacy matters relating to products and services provided and methods of redress.		– Smart	17-32
KPI B6.1	Percentage of total products sold or shipped subject to recalls for safety and health reasons.	There were no recalls concerning the provision and use of the Group's products and services that have a significant impact on our operations.	N/A
KPI B6.2	Number of products and service-related complaints received and how they are dealt with.	– Seamless Customer Relationship Management	20
KPI B6.3	Description of practices relating to observing and protecting intellectual property rights.	– Intellectual Property Rights	21
KPI B6.4	Description of quality assurance process and recall procedures.	Recall procedures are considered non-material to the Group's operations.	N/A
KPI B6.5	Description of consumer data protection and privacy policies, how they are implemented and monitored.	– Protecting Cyber Security and Data Privacy	20

ENVIRONMENTAL, SOCIAL AND GOVERNANCE REPORT

Indicator		Chapter/Disclosure	Page
Aspect B7: Anti-corruption			
General Disclosure Information on: (a) the policies; and (b) compliance with relevant laws and regulations that have a significant impact on the issuer relating to bribery, extortion, fraud and money laundering.		- Promoting Integrity	28
KPI B7.1	Number of concluded legal cases regarding corrupt practices brought against the issuer or its employees during the Reporting Period and the outcomes of the cases.	There was no material noncompliance with anti-corruption practice in the Reporting Period.	N/A
KPI B7.2	Description of preventive measures and whistle-blowing procedures, how they are implemented and monitored.	- Promoting Integrity	28
KPI B7.3	Description of anti-corruption training provided to directors and staff.	- Promoting Integrity	28
Community			
Aspect B8: Community Investment			
General Disclosure Policies on community engagement to understand the needs of the communities where the issuer operates and to ensure its activities take into consideration the communities' interests.		- Community	35
KPI B8.1	Focus areas of contribution.	- Community	35
KPI B8.2	Resources contributed to the focus area.	- Community	35

CORPORATE GOVERNANCE REPORT

The board of directors of Pokfulam Development Company Limited (the “Company”, the “Directors” and the “Board”, respectively) is pleased to present this corporate governance report for the year ended 30 September 2022 (the “Year”).

CORPORATE GOVERNANCE PRACTICES

The Board considers good corporate governance practices to be essential to the promotion of the value of the Company’s shareholders (the “Shareholders”) and the confidence of the investors.

The Board has adopted all the code provisions (the “Code Provisions”) as set out in the Corporate Governance Code contained in Part B of Appendix 14 to the Rules Governing the Listing of Securities on The Stock Exchange of Hong Kong Limited (the “Stock Exchange”, the “Listing Rules” and the “Code”, respectively) as the corporate governance code of the Company.

During the Year, the Company has applied all the principles and complied with all the Code Provisions as set out in the Code, except for Code Provisions which are explained in this report. The Company has committed to maintaining high corporate governance standards. The Company devotes considerable efforts to identify and formalize the best corporate governance practices suitable for the Company’s needs. In addition, the Company reviews regularly its organizational structure to ensure that operations are done in compliance with good corporate governance practices as set out in the Code.

The key corporate governance principles and practices of the Company are summarized as follows:

THE BOARD

Responsibilities

The Board is responsible for leadership and control of the Company and oversees the businesses, strategic decisions and performance of the Company and its subsidiaries (the “Group”). The Board has also established Board committees and has delegated to these Board committees various responsibilities as set out in their respective terms of reference.

The Board reserves for its decisions all major matters of the Company, including approval and monitoring of all policy matters, overall strategies and budgets, internal control and risk management systems, material transactions (in particular those that may involve conflict of interests), financial reports, appointment of Directors and other significant financial and operational matters.

All Directors are committed to carrying out their duties in good faith and in compliance with the applicable laws, rules, regulations and codes and in the best interests of the Company and the Shareholders at all times.

The day-to-day management, administration and operations of the Company are delegated to the managing director of the Company (the “Managing Director”) (who is also the chief executive within the meaning of the Listing Rules) and the senior management of the Company (the “Senior Management”). The delegated functions and responsibilities are formalized and adopted in written terms, and they are periodically reviewed by the Board. The Managing Director and the Senior Management are required to obtain prior approval from the Board for any significant transactions.

CORPORATE GOVERNANCE REPORT

Directors have full and timely access to all the relevant information as well as advice and services of the company secretary of the Company (the “Company Secretary”), with a view to ensuring that Board procedures and all applicable laws, rules, regulations and codes are followed. Each Director is normally able to seek independent professional advice in appropriate circumstances at the Company’s expense, upon making a reasonable request to the Board. Directors make decisions objectively in the interests of the Company and the Shareholders as a whole.

Board Composition

The Board currently comprises six members, namely three executive Directors (the “EDs”) and three independent non-executive Directors (the “INEDs”). The number of INEDs represents half of the Board members, which exceeds the one-third requirement of Rule 3.10A of the Listing Rules.

The Board comprises the following Directors:

EDs

Mr. Wong Tat Chang, Abraham (“Mr. Abraham Wong”) (*chairman of the Board (the “Chairman”), Managing Director, chairman of the Nomination Committee and member of the Remuneration Committee*)
Mr. Wong Tat Kee, David (“Mr. David Wong”)
Mr. Wong Tat Sum, Samuel (“Mr. Samuel Wong”)

INEDs

Mr. Li Kwok Sing, Aubrey (“Mr. Li”) (*chairman of the Audit Committee and members of the Remuneration Committee and the Nomination Committee*)
Mr. Sit Hoi Wah, Kenneth (“Mr. Sit”) (*chairman of the Remuneration Committee and members of the Audit Committee and the Nomination Committee*)
Mr. Seto Gin Chung, John (“Mr. Seto”) (*member of the Audit Committee*)

A list of the Directors (by category) is also disclosed in all corporate communications issued by the Company from time to time pursuant to the Listing Rules and is available on the respective websites of the Company and the Stock Exchange.

The biographical information of the Directors, and the relationships amongst them, if any, are set out in the section headed “Biographical Details of Directors and Senior Management” on pages 8 and 9 of this annual report.

Mr. Abraham Wong is the elder brother of Mr. David Wong and Mr. Samuel Wong, who are younger brothers of Mr. Abraham Wong. Save as disclosed above, there is no financial, business or family relationship amongst the Directors.

During the Year, the Board has at all times met the requirements of the Listing Rules relating to the composition and number of INEDs in the Board by appointing at least three INEDs with at least one of whom possessing appropriate professional qualifications or accounting or related financial management expertise and representing at least one-third of the Board. The Company has received a written annual confirmation from each INED of his independence pursuant to the requirements of the Listing Rules. The Board, after the assessment of the nomination committee of the Board (the “Nomination Committee”), considers that all INEDs are independent in accordance with the independence guidelines set out in Rule 3.13 of the Listing Rules.

CORPORATE GOVERNANCE REPORT

The Company has adopted a board diversity policy (the “Board Diversity Policy”) in accordance with the requirement set out in Code Provision A.5.5 (which has been re-numbered as B.1.3 since 1 January 2022) of the Code. The Company recognizes and embraces the benefits of having a diverse board, and sees diversity at board level as an essential element in maintaining a competitive advantage. A truly diverse board will include and make good use of the broad array of gender, age, cultural and educational background, racial, professional experience, skills, knowledge, length of service and other qualities of the members of the Board. These different qualities and, if appropriate, independence will be considered in determining the optimum composition of the Board and, when possible, should be balanced appropriately. All appointments of the members of the Board are made on merit, and contribution that the selected candidates will bring to the Board.

All Directors, including the INEDs, have brought a wide spectrum of valuable business experience, knowledge and professionalism to the Board for its efficient and effective functioning. The INEDs have been appointed to serve on the Nomination Committee and the Board’s audit committee (the “Audit Committee”) as well as remuneration committee (the “Remuneration Committee”). All these Committees provide appropriate advice to the Board.

The Board, with the recommendations provided by the Nomination Committee, review the implementation of the Company’s Board Diversity Policy on an annual basis.

Appointment, Re-election and Succession Planning of Directors

The procedures for the Shareholders to propose a person for election as a Director are available and accessible on the Company’s website at <https://www.pokfulam.com.hk>.

The procedures and process of appointment, re-election and removal of Directors are laid down in the Company’s articles of association (the “Articles of Association”). The Nomination Committee aims to review the structure, size and composition of the Board by considering the benefits of all aspects of diversity in order to maintain an appropriate range and balance of talents, skills, experience and background on the Board, identify suitable candidates to the Board and make recommendations on any matters in relation to the appointment or re-appointment of members of the Board by considering candidates on merit against objective criteria and with due regard for the benefits of diversity on the Board. Appointment of new Directors is reserved for the Board’s approval.

The Nomination Committee ensures that the Board comprises members with a balance of gender, age, cultural and educational background, race, professional experience, skills, knowledge, length of service, independence and the diversity to oversee the Group’s business development, strategies, operations, challenges and opportunities. The Nomination Committee considers candidates on merit, against objective criteria and with due regard to the nomination policy adopted by the Company (the “Nomination Policy”) and the Board Diversity Policy and assess the independence of the proposed INEDs as appropriate before making any recommendations to the Board in relation to the appointment or re-appointment of members of the Board.

CORPORATE GOVERNANCE REPORT

Where a vacancy on the Board exists as a result of filling a casual vacancy or appointing an additional Director, the Board will carry out the selection process, with the advice provided by the Nomination Committee, by making reference to the selection criteria stated in the Nomination Policy, the Company's needs and other relevant statutory requirements and regulations. An external recruitment agency may be engaged to carry out the recruitment and selection process when necessary.

Pursuant to article 128 of the Articles of Association, any Director appointed by the Board shall hold office only until the next following general meeting of the Company (in case of filling of a casual vacancy) or the next following annual general meeting of the Company (the "AGM") (in case of appointment of an additional Director), and shall then be eligible for re-election.

In accordance with article 123 of the Articles of Association, at each AGM, one-third of the Directors for the time being (or, if their number is not three or a multiple of three, then the number nearest to but not less than one-third), including those appointed for a specific term or holding office as Chairman or Managing Director, shall retire from office by rotation at least once every three years. Accordingly, Mr. David Wong and Mr. Seto (the "Retiring Directors") shall retire by rotation and being eligible, offer themselves for re-election at the forthcoming AGM. Pursuant to Code Provision A.4.3 (which has been re-numbered as B.2.3 since 1 January 2022) of the Code, the re-election of an INED will be subject to a separate resolution to be approved by the Shareholders at the forthcoming AGM if he has served on the Board for more than 9 years.

The INEDs are not appointed for a specific term, but are subject to retirement by rotation and re-election at the AGM in accordance with the Articles of Association.

Each of Mr. Li and Mr. Sit has served the Company as an INED for more than nine years and does not have any executive or management role in the Company nor has he been under the employment of any member of the Group. The Board considers that they have made considerable contributions to the Company with their relevant experience and knowledge throughout their years of service and they have maintained an independent view in relation to the Company's affairs.

The Board has taken the recommendation of the Nomination Committee and proposed the re-appointment of the Retiring Directors standing for re-election as Director the forthcoming AGM.

The Company's circular to be dated 10 January 2023 contains detailed information of the Retiring Directors standing for re-election.

Induction and Continuous Professional Development

The Company Secretary updates all Directors on the latest developments of and changes to the Listing Rules and the applicable legal and regulatory requirements as well as the business environment regarding subjects necessary for the discharge of their duties. All Directors are encouraged to participate in continuous professional development (the "CPD") to develop and refresh their knowledge and skills.

CORPORATE GOVERNANCE REPORT

Directors are required to submit to the Company annually details of training sessions undertaken by them in each financial year so that the Company can maintain records for the Director's training. According to the training records maintained by the Company, the trainings received by each of the Directors during the Year is summarised as follows:

<u>Name of Directors</u>	<u>Type of trainings</u>
EDs	
Mr. Abraham Wong	A and B
Mr. David Wong	A and B
Mr. Samuel Wong	A and B
INEDs	
Mr. Li	A and B
Mr. Sit	A and B
Mr. Seto	A and B

A: attending seminars/webinars/conferences/forums (including anti-bribery and corruption training)

B: reading newspapers, journals and updates relating to the economy, general business, real estate, corporate governance and director's duties and responsibilities

Insurance Cover for Directors

During the Year, the Company has arranged appropriate insurance cover in respect of legal action against its Directors to comply with the requirement of the Code.

CORPORATE GOVERNANCE REPORT

CHAIRMAN AND MANAGING DIRECTOR

Code Provision A.2.1 (which has been re-numbered as C.2.1 since 1 January 2022) of the Code stipulates that the roles of chairman and chief executive should be separated and should not be performed by the same individual.

Although Mr. Abraham Wong holds both the positions of the Chairman and the Managing Director, the Board considers that vesting the roles of both Chairman and Managing Director in the same person provides the Company with strong and consistent leadership and allows for effective and efficient planning and implementation of business decisions and strategies. The Board also considers that the current Board composition, where half of the Board members are INEDs, and the corporate governance structure of the Group ensure effective oversight of management.

The Board will continue to review the effectiveness of the Group's corporate governance structure and consider whether any changes, including the separation of the roles of Chairman and Managing Director, are necessary.

BOARD COMMITTEES

The Board has established three committees, namely the Remuneration Committee, the Audit Committee and the Nomination Committee, for overseeing particular aspects of the Company's affairs. All Board committees of the Company are established with defined written terms of reference. The terms of reference of the Board committees are posted on the Company's website at <https://www.pokfulam.com.hk> and the Stock Exchange's website at <http://www.hkexnews.hk> and are available to the Shareholders upon request. Board committees report to the Board on their work, findings, recommendations and decisions pursuant to their terms of reference.

Board committees are provided with sufficient resources to discharge their duties and upon reasonable request, are able to seek independent professional advice in appropriate circumstances at the Company's expense.

Draft minutes of the Board committee meetings are circulated to the respective members of the Board committee concerned for comments and the signed minutes are kept by the Company Secretary.

Remuneration Committee

The Remuneration Committee comprises three members, namely Mr. Sit (chairman), Mr. Abraham Wong and Mr. Li. The majority of the members of the Remuneration Committee are INEDs.

The main duties and responsibilities of the Remuneration Committee are to make recommendations to the Board on the remuneration packages of the EDs, INEDs and the Senior Management for the Board's approval, make recommendations to the Board to improve the transparency of the Company's overall remuneration policy and review and recommend the compensation arrangements relating to any loss or termination of office of the Directors and the Senior Management.

CORPORATE GOVERNANCE REPORT

The primary functions of the Remuneration Committee include the following:

- To make recommendations on the establishment of procedures for developing the remuneration policy and structure for all Directors and the Senior Management, which policy and structure shall ensure, amongst other matters, that no Director or any of his associates (as defined in the Listing Rules) will participate in deciding his own remuneration.
- To review and recommend remuneration proposals of the Company's management (the "Management") by reference to the Board's corporate goals and objectives.
- To review and recommend to the Board the remuneration packages of all Directors and the Senior Management by reference to the salaries paid by comparable companies, their time commitment and responsibilities as well as the employment terms and conditions offered by other member companies within the Group.
- To review and recommend the compensation arrangements for all Directors and the Senior Management.

The Remuneration Committee met once during the Year and reviewed the remuneration policy and structure of the Company and the remuneration packages of all Directors and the Senior Management for the Year.

Audit Committee

The Audit Committee comprises three members, namely Mr. Li (chairman), Mr. Sit and Mr. Seto. All the members of the Audit Committee are INEDs, including at least one member who possesses the appropriate professional qualifications or accounting or related financial management expertise. None of the members of the Audit Committee is a former partner of the Company's existing external auditor.

The Company has adopted a whistle-blowing policy for promoting high corporate governance standards and deterring wrongdoings. The policy aims at encouraging and enabling employees of the Group at all levels and those who deal with the Company (e.g. customers and suppliers) to report violations or suspected violations and to raise serious concerns about possible improprieties in financial reporting or other matters of the Group. The Company aims to cultivate a "speak up" culture and encourage employees and all relevant parties to report improprieties to enhance corporate governance.

The main duties of the Audit Committee include the following:

- To review the financial statements and reports and consider any significant or unusual items raised by the Management or the external auditors before submission to the Board.
- To review the relationship with the external auditors by reference to the work performed by the external auditors, as well as their independence, fees and terms of engagement, and make recommendations to the Board on the appointment, re-appointment and removal of external auditors.
- To review the adequacy and effectiveness of the Company's financial reporting system, internal control system and risk management system and associated procedures, as well as those relating to the Company's environmental, social and governance (the "ESG") performance and reporting.

CORPORATE GOVERNANCE REPORT

- To develop and implement a policy on engaging an external auditor to supply non-audit services.
- To review arrangements that employees of the Company can use, in confidence, to raise concerns about possible improprieties in financial reporting, internal control or other matters of the Group (the “Employees’ Arrangements”), and to ensure that proper arrangements are in place for fair and independent investigation of these matters and for appropriate follow-up action.

The Audit Committee held two meetings during the Year to review the annual and interim financial results for the year ended 30 September 2021 and the six months ended 31 March 2022, respectively (the “Annual and Interim Results”) and their accompanying reports, financial reporting and compliance procedures, financial control system, internal control system, risk management system, the adequacy of resources, accounting staff’s qualifications and experience, training programmes and budget of the Company’s accounting and financial reporting function, the re-appointment of the external auditor and the Employees’ Arrangements, as well as those relating to the Company’s ESG performance and reporting.

The Audit Committee met the external auditor once during the Year in the absence of the Management, to discuss matters relating to any issues arising from the audit and any other matters that the external auditor may wish to raise.

The Audit Committee regularly reviews the internal control system and the risk management system (which includes the system to manage the risks relating to ESG) of the Company and reports to the Board on any variance or risks identified by the Management and makes recommendations to the Board in respect of any actions, as appropriate.

The Audit Committee regularly reviews the relationship with the external auditors and recommends to the Board on the appointment, re-appointment and removal of external auditors.

On 15 December 2022, the Company’s annual results for the Year have been reviewed by the Audit Committee.

Nomination Committee

The Nomination Committee has been established by the Board with written terms of reference in compliance with the Code.

The primary functions of the Nomination Committee include the following:

- To determine the Nomination Policy.
- To review the structure, size and composition (including the gender, age, cultural and educational background, race, professional experience, skills, knowledge, length of service and other qualities of the members of the Board) of the Board at least annually and make recommendations on any proposed changes to the Board to complement the Company’s corporate strategy and the requirement of Board diversity.
- To identify individuals suitably qualified to become Board members and select or make recommendations to the Board on the selection of individuals nominated for directorships.
- To assess the independence of the INEDs.

CORPORATE GOVERNANCE REPORT

- To make recommendations to the Board on the appointment or re-appointment of Directors and succession planning for the Directors, in particular the Chairman and the Managing Director.
- To review the Board Diversity Policy, as appropriate, and the measurable objectives that the Board has set for implementing such Policy, and the progress of achieving the objectives and make recommendations to the Board on any proposed change to the same and to exercise such other powers and authorities, and to perform such other duties, as set out in the Board Diversity Policy or delegated by the Board from time to time.

The Nomination Committee comprises one ED Mr. Abraham Wong (chairman), and two INEDs, namely Mr. Li and Mr. Sit. The majority of the members of the Nomination Committee are INEDs.

The Nomination Committee met once during the Year and reviewed the diversity, structure, size and composition of the Board and the independence of the INEDs, considered the qualifications, experience and performance of the retiring Directors and recommended to the Board their re-election at the AGM for 2020/2021 (the "2020/2021 AGM").

Number of Meetings and Directors' Attendance

Code Provision A.1.1 (which has been re-numbered as C.5.1 since 1 January 2022) of the Code stipulates that the board of directors should meet regularly and board meetings should be held at least four times a year at approximately quarterly intervals. During the Year, the Board held four regular meetings. During these meetings, the Directors discussed and approved overall strategies and policies of the Group, reviewed and monitored the financial and operational performance, and approved the Annual and Interim Results of the Group.

During the Year, the attendance records of the Directors at the respective meetings of the Board, the Remuneration Committee, the Audit Committee, the Nomination Committee and the 2020/2021 AGM are set out below:

Name of Directors	Attendance/Number of Meetings Entitled to Attend				
	Regular Board Meetings	Remuneration Committee Meeting	Audit Committee Meetings	Nomination Committee Meeting	2020/2021 AGM
EDs					
Mr. Abraham Wong (Chairman, Managing Director, chairman of the Nomination Committee and member of the Remuneration Committee)	4/4	1/1	N/A	1/1	1/1
Mr. David Wong	4/4	N/A	N/A	N/A	1/1
Mr. Samuel Wong	4/4	N/A	N/A	N/A	1/1
INEDs					
Mr. Li (chairman of the Audit Committee and members of the Remuneration Committee and the Nomination Committee)	4/4	1/1	2/2	1/1	1/1
Mr. Sit (chairman of the Remuneration Committee and members of the Audit Committee and the Nomination Committee)	4/4	1/1	2/2	1/1	1/1
Mr. Seto (member of the Audit Committee)	4/4	N/A	2/2	N/A	1/1

CORPORATE GOVERNANCE REPORT

Apart from the above-mentioned Board meetings, the Chairman held a meeting with all the INEDs without the presence of other EDs during the Year for, amongst other matters, discussing the Directors' time commitments and contribution in performing their responsibilities to the Company and the Group's strategy.

Practices and Conduct of Meetings

The schedules for annual regular Board meetings and draft agenda of each meeting are normally made available to the Directors in advance in order to allow the Directors to include any other matters in the agenda that is required for discussion and resolution at each meeting.

Notices of regular Board meetings are served on all Directors at least 14 days before the meetings. For other Board meetings and the Board committee meetings, reasonable notice is generally given.

Board papers are sent to all Directors to keep the Directors apprised of the latest developments and financial position of the Company and enable them to make informed decisions in accordance with the Code Provisions as stipulated in the Code. The Board and each Director also have separate and independent access to the Senior Management whenever necessary.

The Management has provided all Board members with monthly updates, giving a balanced and understandable assessment of the Company's performance, position and prospects in sufficient details to enable the Board as a whole and each Director to discharge their duties.

The Senior Management members are invited to attend Board and Board committees' meetings to report on business developments, financial and accounting matters, statutory compliance, corporate governance and other major aspects of the Company.

The Company Secretary is responsible for taking and keeping minutes of all Board meetings and Board committees' meetings. Minutes of meetings of the Board and the Board committees record in reasonable detail the matters considered and the decisions reached, including any concerns raised by the Directors or dissenting views expressed. Draft minutes are normally circulated for comment within a reasonable time after each meeting and the final version is open for the Directors' inspection.

According to current Board practice, any material transaction, which involves a conflict of interests for a substantial Shareholder or a Director, will be considered and dealt with by the Board at a duly convened Board meeting. The Articles of Association also contain provisions requiring Directors to abstain from voting and not to be counted in the quorum at meetings for approving transactions in which such Directors or any of their associates have a material interest.

CORPORATE GOVERNANCE REPORT

SECURITIES TRANSACTIONS BY DIRECTORS AND EMPLOYEES

The Company has adopted the Model Code for Securities Transactions by Directors of Listed Issuers as set out in Appendix 10 to the Listing Rules (the "Model Code") as its own code of conduct for Directors' securities transactions.

In response to a specific enquiry made by the Company on each of the Directors, all the Directors have confirmed that they had complied with the required standards as set out in the Model Code throughout the Year and the period thereafter up to the date of this annual report.

The Company has also established written guidelines on no less exacting terms than the Model Code (the "Employees Written Guidelines") for securities transactions by employees who are likely to be in possession of unpublished inside information of the Company. The Employees Written Guidelines includes the anti-corruption policy.

No incident of non-compliance with the Employees Written Guidelines by the employees was noted by the Company.

DIRECTORS' AND AUDITOR'S RESPONSIBILITY IN RESPECT OF THE FINANCIAL STATEMENTS

The Directors acknowledge their responsibility for preparing the financial statements of the Company for the Year with the assistance of the finance department of the Group.

The Directors are responsible for overseeing the preparation of financial statements of the Company with a view to ensuring that such financial statements give a true and fair view of the state of affairs of the Group and that relevant statutory and regulatory requirements and applicable financial reporting standards are complied with.

The Board has received from the Management explanations and relevant information which enable the Board to make an informed assessment for approving the financial statements.

The statement of the external auditor of the Company about its reporting responsibilities on the consolidated financial statements of the Group for the Year is set out in the "Independent Auditor's Report" on pages 73 to 77 of this annual report.

REMUNERATION OF DIRECTORS AND SENIOR MANAGEMENT

Particulars of the Directors' remuneration for the Year are set out in note 11 to the Consolidated Financial Statements.

Pursuant to Code Provision B.1.5 (which has been re-numbered as E.1.5 since 1 January 2022) of the Code, the remuneration of the members of the Senior Management (other than the Directors) whose particulars are contained in the section headed "Biographical Details of Directors and Senior Management" in this annual report for the Year by band is set out below:

Remuneration band (in HK\$)	Number of individuals
Nil to 1,000,000	1
1,000,001 to 2,000,000	–
2,000,001 to 3,000,000	1

CORPORATE GOVERNANCE REPORT

REMUNERATION POLICY FOR DIRECTORS

The remuneration payable to the Directors will depend on the contractual terms under their respective letters of appointment or service contracts. The remuneration of the EDs and the INEDs are determined by the Board by reference to the recommendation of the Remuneration Committee, having regard to a number of factors, including the remuneration paid by comparable companies in the local industry, the time commitment, job duties and responsibilities in respect of the relevant positions as well as their qualifications and experience. No Director can be involved in deciding his own remuneration.

INDEPENDENT AUDITOR'S REMUNERATION

Particulars of the remuneration paid/payable to BDO Limited, the Company's external auditor, in respect of the Year are set out below:

<u>Category of Services</u>	<u>Fee paid/payable</u>
	<i>HK\$'000</i>
Audit services	710
Non-audit services (including interim review, taxation and other services)	171
	<u>881</u>

RISK MANAGEMENT AND INTERNAL CONTROL

The Board has overall responsibility for evaluating and determining the nature and extent of the risks it is willing to take in achieving the Group's strategic objectives, and maintaining appropriate and effective risk management and internal control systems for the Group. The systems are designed to manage the risk of failure to achieve business objectives, and can only provide reasonable and not absolute assurance against material misstatement or loss.

The Management has established a set of comprehensive policies, standards and procedures in areas of operational, financial and risk controls for (i) safeguarding assets against unauthorised use or disposition; (ii) maintaining proper accounting records; (iii) ensuring the reliability of financial information to achieve a satisfactory level of assurance against the likelihood of the occurrence of fraud and errors; and (iv) monitoring material risk relating to ESG.

The Board, through the Audit Committee, has overseen the Company's risk management and internal control systems on an ongoing basis. The Company has engaged an independent internal audit consultant (the "IA Consultant") to conduct a year-end review of the effectiveness of the Group's risk management and internal control systems annually and the systems are considered to be effective and adequate. The IA Consultant has also performed the internal audit function to carry out an analysis and independent appraisal of the adequacy and effectiveness of the systems, and the Company has procedures in place to keep information confidential and manage actual or potential conflict of interests. Stringent internal structures have been designed to prevent the misuse of inside information and avoid conflict of interests.

CORPORATE GOVERNANCE REPORT

INSIDE INFORMATION POLICY AND PROCEDURES

The Group acknowledges its responsibilities under the Securities and Futures Ordinance, Chapter 571 of the Laws of Hong Kong and the Listing Rules and the overriding principle that inside information should be announced as soon as reasonably possible when it is the subject of a decision. The procedures and internal controls for the handling and dissemination of inside information are as follows:

- the Group conducts its affairs with close regard to the disclosure requirement under the Listing Rules as well as the “Guidelines on Disclosure of Inside Information” published by the Securities and Futures Commission of Hong Kong in June 2012;
- the Group has implemented and disclosed its policy on fair disclosure by pursuing broad, non-exclusive distribution of information to the public through channels such as financial reporting, public announcements and its website;
- the Group has strictly prohibited unauthorised use of confidential or inside information; and
- the Group has established and implemented procedures for responding to external enquiries about the Group’s affairs, so that only the EDs and the Company Secretary are authorised to communicate with parties outside the Group.

COMMUNICATION WITH SHAREHOLDERS AND INVESTORS

The Company considers that effective communication with the Shareholders is essential for enhancing investor relations and investor understanding of the Group’s business performance and strategies. The Company endeavours to maintain an on-going dialogue with the Shareholders and in particular, through AGMs and other general meetings. The Chairman, both other EDs, INEDs, and the chairmen of all Board committees (or their delegates) will continue to make themselves available at the AGMs to meet the Shareholders and answer their enquiries. Likewise, the Chairman and other Directors will do so at other general meetings of the Company.

The Shareholders’ communication policy of the Company sets out the Company’s procedures in providing the Shareholders with prompt and equal access to information about the Company, in order to enable the Shareholders to assess the Company’s overall performance, exercise their rights in an informed manner and engage actively with the Company.

The 2020/2021 AGM was held on 17 January 2022. The notice of 2020/2021 AGM was sent to the Shareholders at least 20 clear business days (as defined in the Listing Rules) before the 2020/2021 AGM.

The Chairman as well as the chairman of each of the Remuneration Committee, the Nomination Committee and the Audit Committee or, in their absence, other members of the respective committees, and the Company’s independent auditor attended the 2020/2021 AGM to answer the Shareholders’ questions.

At the AGMs and other general meetings, each substantially separate issue has been/will be considered by a separate resolution, including the election of individual Director, and the poll procedures have been/will be clearly explained.

CORPORATE GOVERNANCE REPORT

To promote effective communication, the Company maintains its website at <https://www.pokfulam.com.hk>, where up-to-date information and updates on the Company's financial information, corporate governance practices and other information are posted.

The Company continues to enhance communication and relationships with its investors. The Senior Management has undertaken the role of establishing an effective communication system. They are responsible for responding to the enquiries from the Shareholders/investing public or the media from time to time.

The Board has reviewed the implementation and effectiveness of the Shareholders' communication policy. Having considered the multiple channels of communication and engagement in place, it is satisfied that the Shareholder's communication policy has been implemented during the Year and is effective.

SHAREHOLDERS' RIGHTS

1. Convening of a general meeting on requisition by Shareholders

Pursuant to Section 566 of the Companies Ordinance (Chapter 622 of the Laws of Hong Kong) (the "CO"), Shareholders representing at least 5% of the total voting rights of all the Shareholders having a right to vote at general meetings are entitled to send a request to the Company to convene a general meeting.

Such request must state the general nature of the business to be dealt with at the meeting and may include the text of a resolution that may properly be moved and is intended to be moved at the meeting. A request may be sent to the Company in hard copy form or in electronic form and must be authenticated by the person or persons making it.

2. Procedures for sending enquiries to the Board

Shareholders may send their enquiries and concerns in writing to the Board by addressing them to the Company Secretary at the registered office of the Company and the Company Secretary shall then forward the same to the appropriate executives of the Company or members of the Board for further handling.

3. Procedures for putting forward proposals at AGM by Shareholders

Pursuant to Section 615 of the CO, Shareholders representing at least 2.5% of the total voting rights of all the Shareholders or at least 50 Shareholders who have a right to vote on the resolution at the AGM to which the request relates can request the Company to give notice of a resolution that may properly be moved and is intended to be moved at an AGM. A request may be sent to the Company in hard copy form or in electronic form and must identify the resolution of which notice is to be given. It must be authenticated by the person or persons making it and be received by the Company not later than 6 weeks before the AGM to which the request relates; or if later, the time at which notice is given of that meeting.

CORPORATE GOVERNANCE REPORT

CORPORATE GOVERNANCE FUNCTIONS

The Board is responsible for performing the corporate governance functions set out in Code Provision D.3.1 (which has been re-numbered as A.2.1 since 1 January 2022) of the Code, including the following:

- To establish the Company's purpose, values and strategy and ensure its alignment with the Company's culture.
- To develop, monitor and evaluate a healthy and sustainable Company's culture to support the pursuit of success while adhering to core values of integrity, honesty, fairness, impartiality and ethical business practices.
- To develop, review and update the Company's policies and practices on corporate governance.
- To review and monitor the training and CPD of the Directors and the Senior Management.
- To review and monitor the Company's policies and practices in compliance with legal and regulatory requirements.
- To develop, review and monitor the code of conduct and compliance manual applicable to employees, the Directors and third-parties.
- To review the Company's compliance with the Code and disclosure in the corporate governance report for inclusion in its annual report.
- To perform such other corporate governance duties and functions set out in the Code for which the Board is responsible.

The Board has reviewed the Company's corporate governance policies and practices, training and CPD of the Directors and the Senior Management, policies and practices on compliance with legal and regulatory requirements, compliance with the Model Code, the Employees Written Guidelines (including the anti-corruption policy) and the Code as well as disclosure in this corporate governance report.

COMPANY SECRETARY

The Company Secretary is responsible for advising the Board through the Chairman on governance matters and also facilitates induction and professional development of the Directors. The Company Secretary reports to the Chairman. All Directors have access to the advice and services of the Company Secretary to ensure that Board procedures as well as all applicable laws, rules, regulations and codes are followed.

During the Year, Mr. Hui Sui Yuen, the Company Secretary, has undertaken sufficient hours of relevant professional training in compliance with Rule 3.29 of the Listing Rules.

CORPORATE SOCIAL RESPONSIBILITY

The Group is conscious of its role as a socially responsible group of companies. It has made donations for community well-being from time to time and encourages its employees to participate in charitable events.

CORPORATE GOVERNANCE REPORT

DIVIDEND POLICY

The Company has adopted a dividend policy (the “Dividend Policy”). Pursuant to the Dividend Policy, in considering the declaration and payment of dividends, the Board will take into account, amongst other matters:

- (a) the Group’s business strategies, business cycle, operations, earnings, financial condition, cash requirements and availability as well as capital expenditure and future development requirements and the dividend received by the Company from its subsidiaries;
- (b) the possible effects of the Group’s credit-worthiness, the financial covenants to which the Group is subject and any restrictions on the payment of dividends that may be imposed by the Group’s lenders;
- (c) the interests of the Shareholders and the taxation consideration;
- (d) the general economic and political conditions and other internal and external factors that may have an impact on the business and financial performance of the Group;
- (e) any restrictions under all applicable laws, the Listing Rules, the Code and other corporate governance regulations, the Hong Kong Financial Reporting Standards that the Group has adopted as well as the Articles of Association; and
- (f) other factors that the Board may consider relevant.

Depending on the conditions and factors as set out above, the Board may propose, recommend and/or declare dividends with respect to the Company’s ordinary shares in issue on a per share basis for a financial year or period as interim dividend, final dividend, special dividend and any distribution of net profit that the Board may consider appropriate. Dividends must be paid out of the distributable reserve of the Company and the payment of any final dividend for a financial year will be subject to the Shareholders’ approval. Dividend may be paid up in the form of cash or scrip or by distribution in any form. Any dividend unclaimed will be forfeited and will revert to the Company in accordance with the Articles of Association.

Risk Management and Internal Control

The Group emphasises the importance of a sound internal control system which is also indispensable for mitigating the Group’s key risk exposures. The Group’s system of internal control is designed to manage rather than eliminate the risk of failure to achieve business objectives, and can only provide reasonable and not absolute assurance against material misstatement or loss. The internal control system is reviewed on an ongoing basis by the Board in order to make it practical and effective in providing reasonable assurance in relation to protection of material assets and Shareholders’ interests. For any identified internal control weaknesses or defects, the Group is committed to enhancing control measures to rectify such control weaknesses or defects. The Group has implemented an effective control system which includes a defined management structure with limits of authority, a sound management system and periodic review of the Group’s performance by the Audit Committee and the Board.

The Board has conducted a review of its risk management and internal control systems during the Year and considers them adequate and effective.

CORPORATE GOVERNANCE REPORT

INDEPENDENT AUDITOR'S REMUNERATION

The Company's independent external auditor is BDO Limited. The Audit Committee is responsible for considering the appointment of the external auditor and also reviews any non-audit functions performed by the external auditor for the Group. In particular, the Audit Committee will consider, in advance of them being contracted for and performed, whether such non-audit functions could lead to any potential material conflict of interest. The remuneration for the services in respect of the Year provided by BDO Limited amounted to a total fee of HK\$881,000, comprising statutory audit service fee of HK\$710,000 and non-audit services (including review of interim results and tax consultancy services) fee of HK\$171,000.

CONSTITUTIONAL DOCUMENTS

There was no change in the Company's constitutional documents during the Year.

REPORT OF THE DIRECTORS

The directors of Pokfulam Development Company Limited (the “Company” and the “Directors”, respectively) present their annual report and the audited consolidated financial statements of the Company and its subsidiaries (the “Group”) for the year ended 30 September 2022 (the “Year” and the “Consolidated Financial Statements”, respectively).

PRINCIPAL PLACE OF BUSINESS

The Company is a public limited liability company incorporated in Hong Kong and its issued ordinary shares (the “Shares”) are listed on the Main Board of The Stock Exchange of Hong Kong Limited (the “Stock Exchange”). The address of the registered office and principal place of business of the Company is 23rd Floor, Beverly House, 93-107 Lockhart Road, Wanchai, Hong Kong.

PRINCIPAL ACTIVITIES

The principal activities of the Company are property investment and investment holding. The principal activities of the Company’s subsidiaries and joint venture entity are set out in notes 28 and 16 to the Consolidated Financial Statements, respectively.

RESULTS AND APPROPRIATIONS

The results of the Group for the Year are set out in the consolidated statement of profit or loss and other comprehensive income on page 78 of this annual report.

An interim dividend of HK4 cents per Share amounting to HK\$4,407,000 was paid to the shareholders of the Company (the “Shareholders”) during the Year. The Directors now recommend the payment of a final dividend of HK34 cents per Share, amounting to HK\$37,461,000 (the “Proposed Final Dividend”), to the Shareholders whose names will appear on the register of members of the Company (the “Register of Members”) on Friday, 3 March 2023.

BUSINESS REVIEW

The Group is principally engaged in the businesses of property investment in Hong Kong and trading of visual and sound equipment. The strategy of the Group is twofold: to generate recurring income sufficient to cover its operating overheads, including administration expenses and finance costs, and dividends, and to achieve capital appreciation. Please refer to the “Chairman’s Statement” and “Management Discussion and Analysis” of this annual report for business review of the Group in detail.

One of the principal risks faced by the Group lies in the adverse changes in the market value of its investment properties. The Group consistently maintains the asset-backed borrowings at reasonable loan- to-value ratios to weather any hard time during an economic downturn. For details of management of capital and financial risks of the Group, please refer to notes 34 and 35 to the Consolidated Financial Statements, respectively.

In the years ahead, the Group is prepared to further enhance its investment property portfolios for generating recurring rental income through acquisition of completed properties should appropriate opportunities arise.

Discussions on the Group’s environmental policies and performance, relationships with its key stakeholders, and compliance with the relevant laws and regulations that have a significant impact on the Group are provided in the Chairman’s Statement, the Environmental, Social and Governance Report and the Corporate Governance Report of this annual report and this report.

REPORT OF THE DIRECTORS

Information about a fair review of, and an indication of likely future development in, the Group's business is set out in the "Chairman's Statement" and "Management Discussion and Analysis" of this annual report.

COMPLIANCE WITH LAWS AND REGULATIONS

In relation to human resources, the Group is committed to complying with the requirements of the Personal Data (Privacy) Ordinance, Cap. 486 of the Laws of Hong Kong, and ordinances relating to disability, sex, family status and race discrimination, as well as the Employment Ordinance, Cap. 57 of the Laws of Hong Kong, the Minimum Wage Ordinance, Cap. 608 of the Laws of Hong Kong and ordinances relating to occupational safety of employees of the Group, so as to safeguard the interests and well-being of its employees.

The Group is also committed to safeguarding the security of personal data. When collecting and processing such data, the Group complies with the above Personal Data (Privacy) Ordinance and the guidelines issued by the Office of the Privacy Commissioner for Personal Data, with a view to protecting the privacy of its employees, tenants and owners of properties under its management.

The Group complies with applicable rules and regulations promulgated by the Lands Department, the Buildings Department and the Planning Department governing property development and property investment in Hong Kong and holds relevant required licences for the provision of services.

The Group establishes and protects its intellectual property rights and has registered its domain name. The Group takes all appropriate actions to enforce its intellectual property rights.

It is the policy of the Group to strictly prohibit bribery and corrupt practices to ensure that the conduct of the Group and its directors and employees are in compliance with laws, rules and regulations. All of them are required to adhere strictly to the provisions of the Prevention of Bribery Ordinance, Cap. 201 of the Laws of Hong Kong and may not solicit or accept from or offer to any business partners for his/her personal benefit any advantage which includes benefits in money or in any kind. Any changes in the applicable laws, rules and regulations are brought to the attention of relevant directors and employees and relevant operation units from time to time.

On the corporate level, the Group complies with the requirements under the Companies Ordinance, Cap. 622 of the Laws of Hong Kong (the "CO"), the Rules Governing the Listing of Securities on the Stock Exchange (the "Listing Rules") and the Securities and Futures Ordinance, Cap. 571 of the Laws of Hong Kong (the "SFO") for, among other things, the disclosure of information and corporate governance, and the Group has adopted the Model Code for Securities Transactions by Directors of Listed Issuers set out in Appendix 10 to the Listing Rules (the "Model code") as its own code of conduct for Directors' securities transactions.

ENVIRONMENTAL PROTECTION

The Group is committed to building an environmental-friendly corporation with the aim of conserving natural resources. The Group has taken initiatives to reduce energy consumption and encourage recycle of office supplies and other materials. The Directors consider that environmental protection is essential to the long-term development of the Group and will constantly improve management practices so as to minimise waste, maximise efficiencies and reduce the Group's negative environmental impact on the environment.

For details, please refer to the Environmental, Social and Government Report of this annual report.

REPORT OF THE DIRECTORS

KEY RISK FACTORS

The following lists out the key risks and uncertainties faced by the Group.

Impact of Local and International Regulations

The business operation of the Group is also subject to government policies, relevant regulations and guidelines established by the legal and regulatory authorities. Failure to comply with the rules and requirements may lead to penalties, amendments or suspension of the business operation by the authorities. The Group closely monitors changes in government policies, regulations, laws and property development and investment markets as well as conducting studies to assess the impact of such changes.

Third-Party Risks

The Group has been relying on third-party service providers in certain parts of its business to improve the performance and efficiency of the Group. While gaining the benefits from external service providers, management of the Group (the "Management") realises that such operational dependency may pose a threat of vulnerability to unexpected poor or cessation of service, including reputation damage, business disruption and monetary losses. To address such uncertainties, the Group engages only reputable third-party providers and closely monitors their performance.

Risks Pertaining to the Property Market in Hong Kong

A substantial portion of the Group's investment property portfolio is located in Hong Kong, earning rental and management income. Therefore, the Group is susceptible to changes in economic conditions, consumer consumption and the tourist market in Hong Kong. Besides, the local government may introduce further regulatory measures on the property market, thus adversely affecting the local business environment.

As at the date of this report, Hong Kong's general economy is struggling with a global pandemic which seriously affects the economic activity or the ability of businesses to operate smoothly. The impact on tourism and the general market environment brings about uncertainties on the financial performance of our properties. We shall continue to closely monitor the situation and make feasible strategies and business decisions depending on situation.

Interest Rate Risks

The Group's bank borrowings mainly bear floating rates. The Group's finance and treasury operation is affected by the change in interest rates and market condition. To reduce our exposure due to volatility in interest rates, the Group has closely monitored the interest rate movements and refinanced existing banking facilities when favourable pricing opportunities arise.

REPORT OF THE DIRECTORS

Key Relationships with Employees, Customers and Suppliers

The Group recognises the accomplishment of the employees by providing comprehensive benefit package, career development opportunities and internal training appropriate to individual needs. The Group provides a healthy and safe workplace for all employees. No strikes and cases of fatality due to workplace accidents were found in the Year.

The Group encompasses working relationships with suppliers to meet its customers' needs in an effective and efficient manner. The departments work closely to make sure that the tendering and procurement process is conducted in an open, fair and just manner. The Group's requirements and standards are also communicated well to the suppliers before the commencement of a project.

The Group values the views and opinions of all customers through various means and channels, including usage of business intelligence to understand customer trends and needs and regular analysis of customers' feedbacks. The Group also conducts comprehensive tests and checks to ensure that only quality products and services are offered to the customers.

OPERATING SEGMENTS INFORMATION

The Group's revenue and contribution to profit for the Year from operations analysed by principal activities are set out in note 5 to the Consolidated Financial Statements.

SUBSIDIARIES AND JOINT VENTURE

Particulars of the Company's principal subsidiaries and joint venture entity as at 30 September 2022 are set out in notes 16 and 28 to the Consolidated Financial Statements, respectively.

MANAGEMENT DISCUSSION AND ANALYSIS

Financial Review

Liquidity and financial resources

Shareholders' funds as at 30 September 2022 were HK\$5,481.9 million (2021: HK\$5,523.9 million).

As at 30 September 2022, the Group's total time deposits, bank balances and cash amounted to HK\$35.8 million (2021: HK\$68.4 million), of which over 53% (2021: 69%) was denominated in Hong Kong dollars ("HK\$"), 1% (2021: 5%) was denominated in United States dollars ("US\$") and 46% (2021: 26%) was denominated in Renminbi. As at 30 September 2022, a portion of the Group's securities investments of HK\$65.5 million (2021: HK\$98.9 million) was denominated in US\$. The foreign exchange exposure of the Group was not significant given that its large asset base and operational cash flow were denominated primarily in HK\$ and HK\$ is pegged to US\$.

As at 30 September 2022, the Group's total borrowings, which were denominated in HK\$, were HK\$314.0 million (2021: HK\$65.0 million).

REPORT OF THE DIRECTORS

The maturity profile of the Group's total borrowings as at 30 September 2022, which is based on the scheduled repayment dates set out in the loan agreements, is set out as follows:

	2022	2021
	<i>HK\$ Million</i>	<i>HK\$ Million</i>
Repayable:		
Within one year	208.1	65.0
After one year but within two years	5.9	–
After two years but within five years	19.3	–
After five years	80.7	–
	314.0	65.0

The Group's bank loans of HK\$172.5 million are 1-month revolving loans and classified under current liabilities.

The Group's bank term loans of HK\$35.6 million (that are repayable within one year after 30 September 2022 and the relevant loan agreement contains a repayment on demand clause) is classified under current liabilities. The Group's bank term loan of HK\$105.9 million (that is repayable more than one year after 30 September 2022 and contains a repayable on demand clause) is classified under current liabilities. The bank borrowings carry interest at Hong Kong InterBank Offer Rate (HIBOR) plus a margin.

As at 30 September 2022, the Group had unutilised banking facilities of HK\$1,093.7 million which will provide adequate funding for the Group's operational and capital expenditure requirements.

Financial Investments

Financial investments mainly represent return earned on the Group's holdings of time deposits, as well as equity and bond investments. Further information about the performances of financial investments can be found in notes 5 and 6 to the Consolidated Financial Statements.

Gearing and Charge on Assets

As at 30 September 2022, the debt to equity ratio, based on the Group's total borrowings of HK\$314.0 million and the consolidated equity attributable to owners of the Company of HK\$5,481.9 million, was 5.7%, as compared with 1.2% as at 30 September 2021.

As at 30 September 2022, (i) investment properties of the Group with a carrying amount of approximately HK\$3,697.6 million (2021: approximately HK\$4,863.0 million); and (ii) ownership interests in leasehold land held for own use and building of the Group with a carrying amount of approximately HK\$2.0 million (2021: approximately HK\$2.1 million) were pledged to banks to secure the general banking facilities granted to the Group.

REPORT OF THE DIRECTORS

Treasury Policies

The principal investment objectives of the Company are to seek capital appreciation with a view to enhancing the application of the Group's surplus funds in accordance with our policies for financial investments and for hedging purpose. For short-term cash investments with horizon of not more than one year, the surplus cash is intended to place as time deposits in licensed banks in Hong Kong or investment in debt or similar financial instruments with a pre-determined minimum credit rating. Any other longer term investments made by the Group from its surplus funds are intended to be financial investments with horizon of over one year, with no fixed cut-off period for equities, and up to 7 years for debt instruments, private equity and private equity funds.

Commitments

Particulars of the commitments of the Group are set out in note 30 to the Consolidated Financial Statements.

Employees and Remuneration Policies

As at 30 September 2022, the Group had 125 (2021: 117) employees. The staff remuneration, including Directors' emoluments and other employee expenses for the Year amounted to approximately HK\$31.1 million (2021: HK\$28.0 million). There has been no change in the employment and remuneration policies of the Group and the Group does not have any share option scheme for the employees (including the Directors).

The Group recognises the importance of maintaining a stable staff force for its continued success. Under the Group's existing policies, the employee pay rates are maintained at competitive levels whilst promotion and salary increments are assessed on a performance-related basis. Discretionary bonuses are granted to the employees based on their merit and in accordance with the industry practice. Other benefits, including free hospitalisation insurance plan, subsidised medical care, training programmes and long-service awards are offered to the eligible employees.

RESERVES

Details of movements in the reserves of the Group and the Company during the Year are set out on page 80 of this annual report and in note 28 to the Consolidated Financial Statements, respectively.

As at 30 September 2022, the Company's reserves available for distribution to the Shareholders represented the retained profits of HK\$941.3 million (2021: HK\$883.4 million).

After the end of the reporting period, the Directors proposed a final dividend of 34 cents per Share (2021: 34 cents per Share), amounting to 37,461,000 (2021: HK\$37,461,000). This dividend has not been recognized as a liability at the end of the reporting period.

SHARE CAPITAL

Details of movements in the share capital of the Company during the Year are set out in note 24 to the Consolidated Financial Statements.

REPORT OF THE DIRECTORS

PRINCIPAL PROPERTIES

Details of the principal properties of the Group as at 30 September 2022 are set out on pages 173 and 174 of this annual report.

INVESTMENT PROPERTIES

Details of movements in the investment properties of the Group are set out in note 13 to the Consolidated Financial Statements.

PROPERTY, PLANT AND EQUIPMENT

Details of movements in the property, plant and equipment of the Group are set out in note 14 to the Consolidated Financial Statements.

GROUP BORROWING AND INTEREST CAPITALISED

Details of repayable on demand and secured bank loans are shown in note 25 to the Consolidated Financial Statements.

There was no interest capitalised during the Year by the Group (2021: Nil).

FIVE YEARS' FINANCIAL SUMMARY

A summary of the results and of the assets and liabilities of the Group for the past five financial years, as extracted from the published audited financial statements, is set out on page 172 of this annual report.

MAJOR CUSTOMERS AND SUPPLIERS

For the Year, the five largest customers of the Group accounted for less than 30% of the Group's revenue. The five largest suppliers of the Group accounted for approximately 52% of the Group's total purchases for the Year and purchases from the largest supplier included therein accounted for approximately 21%.

At no time during the Year did a Director, a close associate (as defined in the Listing Rules) of a Director or any Shareholder (which to the knowledge of the Directors owns more than 5% of the Company's issued share capital) have an interest in any of the Group's five largest suppliers.

REPORT OF THE DIRECTORS

DIRECTORS

The Directors during the Year and up to the date of this report are:

Executive Directors (the "EDs")

Mr. Wong Tat Chang, Abraham ("Mr. Abraham Wong") (*Chairman and Managing Director*)
Mr. Wong Tat Kee, David ("Mr. David Wong")
Mr. Wong Tat Sum, Samuel ("Mr. Samuel Wong")

Independent Non-executive Directors (the "INEDs")

Mr. Li Kwok Sing, Aubrey ("Mr. Li")
Mr. Sit Hoi Wah, Kenneth ("Mr. Sit")
Mr. Seto Gin Chung, John ("Mr. Seto")

In accordance with article 123 of the Company's articles of association, Mr. David Wong and Mr. Seto will retire by rotation from the office at the forthcoming annual general meeting of the Company (the "AGM") and, being eligible, offer themselves for re-election.

The Company has received from each of the INEDs an annual written confirmation of independence in accordance with Rule 3.13 of the Listing Rules. Notwithstanding that Mr. Li and Mr. Sit have served as INEDs for more than nine years, both INEDs meet the independence guidelines set out in such Rule 3.13 and have never been involved in the daily management of the Company nor are they in any relationships or circumstance which would interfere with the exercise of their independent judgment. The nomination committee of the Board has assessed and is satisfied with the independence of Mr. Li, Mr. Sit and Mr. Seto. Hence, the Board is of the opinion that all the INEDs remain independent within the definition of the Listing Rules by reference to the factors stated therein.

The proposed re-election of Mr. Seto as an INED was made in accordance with the nomination policy of the Company and took into account a wide range of diversity perspectives, including but not limited to gender, age, cultural and educational background, ethnicity, professional experience, skills, knowledge and length of services, with due regard of the benefits of diversity as set out under the board diversity policy of the Company.

In addition, the Board had evaluated the performance of Mr. Seto and is of the view that Mr. Seto has provided valuable contributions to the Company and has demonstrated his abilities to provide independent, balanced and objective view to the Company's affairs. The Board is also of the view that Mr. Seto would bring to the Board his own perspective, skills and experience, as further described in his biography as set out on page 9 of this annual report, and can contribute to the diversity of the Board taking into account his educational background and professional experience. The Board believes that his re-election as INED of the Company would be in the best interests of the Company and the Shareholders as a whole.

The biographical details of the Directors and the Senior Management are set out on pages 8 and 9 of this annual report.

REPORT OF THE DIRECTORS

DIRECTORS OF SUBSIDIARIES

The names of all directors who have served on the board of the subsidiaries of the Company during the Year and up to the date of this report are as follows:

- Mr. Abraham Wong
- Mr. David Wong
- Mr. Samuel Wong
- Mr. Wong Chin Yee
- Ms. Wong Chin Yan
- Mr. Wong Chin Shiong
- Mr. Hui Sui Yuen
- Ms. Sung Kwan Yuk, Katherine
- Mr. Yu Tsz Hang
- Mr. Cheung Man Chung

PERMITTED INDEMNITY PROVISION

The Company has arranged for appropriate insurance cover for Directors' and officers' liabilities in respect of legal actions against its Directors and senior management arising out of corporate activities. The permitted indemnity provision is in force for the benefit of the Directors as required for disclosure by section 470 of the CO when this report prepared by the Directors is approved in accordance with section 391(1)(a) of the CO.

REPORT OF THE DIRECTORS

DIRECTORS' AND CHIEF EXECUTIVE'S INTERESTS AND SHORT POSITIONS IN SHARES, UNDERLYING SHARES AND DEBENTURES OF THE COMPANY AND ITS ASSOCIATED CORPORATIONS

As at 30 September 2022, the interests and short positions of the Directors and the chief executive of the Company in the shares, underlying shares and debentures of the Company and its associated corporations (within the meaning of Part XV of the SFO), which were required to be: (a) notified to the Company and the Stock Exchange pursuant to Divisions 7 and 8 of Part XV of the SFO (including interests and short positions which they were taken or deemed to have under such provisions of the SFO); or (b) pursuant to section 352 of the SFO, recorded in the register referred to therein; or (c) pursuant to the Model Code, notified to the Company and the Stock Exchange, were as follows:

(a) Long position interests in the Shares

Name of Directors/ Chief executive	Number of Shares held			Total	Approximate percentage of the Company's issued Shares*
	Personal interests	Family interests (note 1)	Other interests (note 2)		
Mr. Abraham Wong	450,800	–	80,633,866	81,084,666	73.6%
Mr. David Wong	–	–	80,633,866	80,633,866	73.2%
Mr. Samuel Wong	556,000	28,800	80,633,866	81,218,666	73.7%

(b) Long position in the shares of Elephant Holdings Limited ("EHL"), a subsidiary of the Company

Name of Directors/ Chief executive	Number of ordinary shares held		Total	Approximate percentage of interest in the issued shares of EHL
	Personal interests			
Mr. Abraham Wong	10		10	0.1%

Notes:

- (1) Mr. Samuel Wong, an ED, is deemed to be interested in 28,800 ordinary Shares, being the interest held beneficially by his wife.
- (2) Shares included in other interests are beneficially owned by the discretionary trusts, of which Mr. Abraham Wong, Mr. David Wong and Mr. Samuel Wong are beneficiaries and the number of Shares in each of the above companies are duplicated for each of these three EDs.

* The percentage represents the total number of the Shares and the underlying Shares, if any, interested divided by the number of issued Shares of 110,179,385 as at 30 September 2022.

REPORT OF THE DIRECTORS

Save as disclosed above, as at 30 September 2022, none of the Directors nor the chief executive of the Company had any interests and short positions in the shares, underlying shares and debentures of the Company and any of its associated corporations (within the meaning of Part XV of the SFO), which were required to be: (a) notified to the Company and the Stock Exchange pursuant to Divisions 7 and 8 of Part XV of the SFO (including interests and short positions which they were taken or deemed to have under such provisions of the SFO); or (b) pursuant to section 352 of the SFO, recorded in the register referred to therein; or (c) pursuant to the Model Code, notified to the Company and the Stock Exchange.

SUBSTANTIAL SHAREHOLDERS' INTERESTS AND SHORT POSITIONS IN THE SHARES AND UNDERLYING SHARES

As at 30 September 2022, other than the interests which would be required to be disclosed under the provisions of Divisions 2 and 3 of Part XV of the SFO in respect of the Directors or the chief executive of the Company, the Company had not been notified by any person or entity, not being a Director or the chief executive of the Company, of interests and short positions in the Shares and underlying Shares as required to be recorded in the register pursuant to section 336 of the SFO.

RELATED PARTY TRANSACTIONS

Details of the related party transactions are set out in note 36 to the Consolidated Financial Statements.

CONNECTED TRANSACTION

On 15 December 2022, Pokfulam Property Management Limited, a wholly-owned subsidiary of the Company, entered into a construction contract with B.L. Wong & Co., Ltd (the "Contractor") to engage the Contractor to perform certain renovation works for an industrial building (the "Building") at a contract sum of HK\$4,688,000 (the "Contract Sum" and the "Construction Contract", respectively). The Building is situated at China Paint Building, No. 1163 Canton Road, No. 5B Arran Street, Mong Kok, Kowloon, and is partially owned by Metrocenter Holdings Limited, a wholly-owned subsidiary of the Company. The Contractor is beneficially owned by the Executive Directors in equal shares. Accordingly, the Contractor is an associate of the Executive Directors and a connected person of the Company pursuant to Chapter 14A of the Listing Rules. The Construction Contract, therefore, constitutes a connected transaction of the Company under Chapter 14A of the Listing Rules.

Since the highest applicable percentage ratio (as defined under Rule 14.07 of the Listing Rules) in respect of the transaction contemplated under the Construction Contract was more than 0.1% but less than 5%, the Construction Contract was subject to the reporting and announcement requirements but was exempt from the circular and independent shareholders' approval requirements under Chapter 14A of the Listing Rules. The Construction Contract was approved by the Board. In view of their interests in the Contractor, each of the Executive Directors was considered to have a material interest in the Construction Contract and, therefore, they abstained from voting at the meeting of the Board convened for considering and approving the Construction Contract. Further details regarding the Construction Contract were set out in the Company's announcement dated 15 December 2022.

Save as disclosed above, there were no discloseable non-exempted connected transaction or non-exempted continuing connected transaction of the Company under the Listing Rules during the Year and up to the date of this report. None of the "Related Party Transactions" as disclosed in note 36 to the Consolidated Financial Statements constituted discloseable non-exempted connected transaction or non-exempted continuing connected transaction under the Listing Rules and the Company had complied with the relevant requirements of Chapters 14 and 14A of the Listing Rules during the Year.

REPORT OF THE DIRECTORS

DISCLOSURE PURSUANT TO RULE 13.18 OF THE LISTING RULES

Pursuant to a facility agreement (the "Facility Agreement") dated 15 November 2022 and entered into amongst Patricus Limited, a wholly-owned subsidiary of the Company, as borrower, the Company as guarantor and The Hong Kong and Shanghai Banking Corporation Limited as lender (the "Facility Agreement"), a revolving loan facility of HK\$200 million (the "Facility") was made available by the lender to Patricus Limited on the terms contained therein. Under the terms of the Facility Agreement, if Mr. Abraham Wong, Mr. David Wong and Mr. Samuel Wong, in aggregate, cease to beneficially own (directly or indirectly) at least 51% of the issued share capital of the Company and/or cease to be entitled to exercise management control on the Company, the commitments under the Facility may be cancelled and the amounts outstanding, together with accrued interest and other amounts (if any) payable, under the Facility may become immediately due and repayable.

DIRECTORS' INTERESTS IN TRANSACTIONS, ARRANGEMENT OR CONTRACTS

Save as disclosed in the "Related Party Transactions" as disclosed in note 36 to the Consolidated Financial Statements, no transaction, arrangement or contract of significance to which the Company or any of its subsidiaries was a party, and in which a Director or an entity connected with him/her had a material interest, whether directly or indirectly, subsisted at the end of the Year or at any time during the Year.

SERVICE AND MANAGEMENT CONTRACTS

No Director proposed for re-election at the forthcoming AGM has an unexpired service contract with the Company or any of its subsidiaries, which is not determinable by the Group within one year without payment of compensation, other than statutory compensation.

No contracts of significance concerning management and administration of the whole or any substantial part of the business of the Company or any of its subsidiaries were entered into during the Year or subsisted at the end of the Year.

REPORT OF THE DIRECTORS

ARRANGEMENTS TO ACQUIRE SHARES OR DEBENTURES

At no time during the Year was the Company or any of its subsidiaries a party to any arrangements to enable the Directors to acquire benefits by means of the acquisition of shares in, or debentures of, the Company or any other body corporate.

DIRECTORS' INTERESTS IN COMPETING BUSINESSES

During the Year, Mr. Li had been an independent non-executive director of Kowloon Development Company Limited ("KDCL") (a company whose issued shares are listed and traded on the Stock Exchange). From 1 October 2021 to 8 June 2022, Mr. Seto also had been an independent non-executive director of KDCL. KDCL and its subsidiaries were engaged in property investment and property development businesses. As such, Mr. Li and Mr. Seto were regarded as being interested in such businesses, which competed or were likely to compete with the Group. However, such businesses were managed by a separate publicly listed company with independent management and its board composition is different and separate from the Company.

SHAREHOLDERS' INTEREST IN CONTRACTS OF SIGNIFICANCE

No Shareholder had a material interest, either directly or indirectly, in any contract of significance to the business of the Group to which the Company or any of its subsidiaries was a party during the Year.

PURCHASE, SALE OR REDEMPTION OF THE COMPANY'S LISTED SECURITIES

During the Year, the Company did not redeem any of its listed securities, nor did the Company or any of its subsidiaries purchase or sell such securities.

RETIREMENT BENEFIT SCHEME

The Group operates a mandatory provident fund scheme (the "MPF Scheme") for all qualifying employees in accordance with the Mandatory Provident Fund Schemes Ordinance, Cap. 485 of the Laws of Hong Kong (the "MPF Ordinance"). The assets of the MPF Scheme are held separately from those of the Group, and in funds under the control of the trustees.

The Group's contributions to the MPF Scheme were calculated at 5% of the employee's monthly relevant income. Any contributions which exceed the contributions required under the MPF Ordinance are paid to the MPF Scheme as voluntary contribution.

Contributions to the MPF Scheme for the Year made by the Group amounted to HK\$975,000 (2021: HK\$909,000).

Save as aforementioned, no retirement benefits were paid or are payable by the Group in respect of the Year.

CHANGES IN DIRECTORS' INFORMATION

With effect from the conclusion of annual general meeting of KDCL on 8 June 2022, Mr. Seto retired as an independent non-executive director of KDCL.

Save as disclosed above, in accordance with Rule 13.51B(1) of the Listing Rules, there was no other change of information required to be disclosed pursuant to paragraphs (a) to (e) and (g) of Rule 13.51(2) of the Listing Rules during the course of the Directors' terms of office for the period from the date of publication of the Company's last interim report up to the date of this annual report.

REPORT OF THE DIRECTORS

FUTURE PLANS FOR MATERIAL INVESTMENTS OR CAPITAL ASSETS

Saved as disclosed in this report, the Group has no plan authorised by the Board for other material investments or additions of capital assets as at the date of this report.

EQUITY-LINKED AGREEMENTS

No equity-linked agreements that (i) will or may result in the Company issuing Shares or (ii) require the Company to enter into any agreements that will or may result in the Company issuing Shares were entered into by the Company during the Year or subsisted at the end of the Year.

CORPORATE GOVERNANCE

The Company's key corporate governance practices are set out in the Corporate Governance Report on pages 41 to 57 of this annual report.

REVIEW OF ANNUAL RESULTS

The audit committee of the Board (the "Audit Committee") comprises all the three INEDs. The Audit Committee has reviewed with the Management the Group's audited Consolidated Financial Statements and this annual report, including the accounting principles and practices adopted by the Group. It has also considered selected accounting, risk management, internal control and financial reporting matters of the Group, in conjunction with the Company's external auditor.

EMOLUMENT POLICY/TRAINING

The Company has established a remuneration committee of the Board (the "Remuneration Committee") with written terms of reference pursuant to the code provisions set out in the Corporate Governance Code contained in Appendix 14 to the Listing Rules. The Remuneration Committee is principally responsible for formulating and making recommendations to the Board on all remuneration of the Directors and senior Management on the Group's emolument policy.

The emoluments of employees of the Group are determined on the basis of their performance, experience and prevailing industry practices.

The Company determines the emoluments of the Directors on the basis of their time commitment and duties, the market competitiveness, the employment conditions elsewhere in the Group as well as the Company's corporate goals and objectives.

Details of the emoluments of the Directors and the five individuals with the highest emoluments for the Year are set out in notes 11 and 12 to the Consolidated Financial Statements, respectively.

SUFFICIENCY OF PUBLIC FLOAT

Based on the information that is publicly available to the Company and within the knowledge of the Directors, the Board confirms that the Company has maintained a sufficient public float (i.e. at least 25% of the issued Shares were held by the public) throughout the Year and up to the date of this report as required under the Listing Rules.

REPORT OF THE DIRECTORS

TAX RELIEF

The Company is not aware of any relief on taxation available to the Shareholders by reason of their holding of the Shares. If the Shareholders are unsure about the taxation implications of purchasing, holding, disposing of, dealing in, or exercising any rights in relation to, the Shares, they are advised to consult their professional advisors.

CLOSURE OF REGISTER OF MEMBERS FOR AGM

The AGM is scheduled to be held on Friday, 17 February 2023. For determining the Shareholders' entitlement to attend and vote at the forthcoming AGM, the Register of Members will be closed from Tuesday, 14 February 2023 to Friday, 17 February 2023 (both days inclusive), during which period no transfer of Shares will be effected. In order to be eligible to attend and vote at the forthcoming AGM, non-registered Shareholders must lodge all completed transfer documents accompanied by the relevant share certificates with the Company's share registrar, Tricor Standard Limited at 17/F, Far East Finance Centre, 16 Harcourt Road, Hong Kong not later than 4:30 p.m. on Monday, 13 February 2023.

CLOSURE OF REGISTER OF MEMBERS FOR THE PROPOSED FINAL DIVIDEND

The Proposed Final Dividend is subject to the approval by the Shareholders at the forthcoming AGM. For determining the Shareholders' entitlement to the Proposed Final Dividend, the Register of Members will be closed from Wednesday, 1 March 2023 to Friday, 3 March 2023 (both days inclusive), during which period no transfer of Shares will be registered. In order to qualify for the Proposed Final Dividend, non-registered Shareholders must lodge all completed transfer documents accompanied by the relevant share certificates with the Company's share registrar, Tricor Standard Limited at 17/F, Far East Finance Centre, 16 Harcourt Road, Hong Kong not later than 4:30 p.m. on Tuesday, 28 February 2023.

CHARITABLE DONATIONS

Charitable donations made by the Group during the Year amounted to HK\$55,000 (2021: HK\$35,000).

INDEPENDENT AUDITOR

The Consolidated Financial Statements have been audited by BDO Limited ("BDO"), which will retire at the conclusion of the forthcoming AGM, and, being eligible, offer themselves for re-appointment. The Board has taken the recommendation of the Audit Committee that a resolution will be proposed to the Shareholders at the forthcoming AGM to re-appoint BDO as the independent auditor of the Company.

By Order of the Board

Wong Tat Chang, Abraham
Chairman and Managing Director

Hong Kong, 15 December 2022

INDEPENDENT AUDITOR'S REPORT



Tel : +852 2218 8288
Fax: +852 2815 2239
www.bdo.com.hk

25th Floor Wing On Centre
111 Connaught Road Central
Hong Kong

電話 : +852 2218 8288
傳真 : +852 2815 2239
www.bdo.com.hk

香港干諾道中111號
永安中心25樓

TO THE SHAREHOLDERS OF POKFULAM DEVELOPMENT COMPANY LIMITED

博富臨置業有限公司

(incorporated in Hong Kong with limited liability)

OPINION

We have audited the consolidated financial statements of Pokfulam Development Company Limited (the "Company") and its subsidiaries (together the "Group") set out on pages 78 to 171, which comprise the consolidated statement of financial position as at 30 September 2022, and the consolidated statement of profit or loss and other comprehensive income, consolidated statement of changes in equity and the consolidated statement of cash flows for the year then ended, and notes to the consolidated financial statements, including a summary of significant accounting policies.

In our opinion, the consolidated financial statements give a true and fair view of the consolidated financial position of the Group as at 30 September 2022, and of its consolidated financial performance and its consolidated cash flows for the year then ended in accordance with Hong Kong Financial Reporting Standards ("HKFRSs") issued by the Hong Kong Institute of Certified Public Accountants ("HKICPA") and have been properly prepared in compliance with the Hong Kong Companies Ordinance.

BASIS FOR OPINION

We conducted our audit in accordance with Hong Kong Standards on Auditing ("HKSAs") issued by the HKICPA. Our responsibilities under those standards are further described in the "Auditor's Responsibilities for the Audit of the Consolidated Financial Statements" section of our report. We are independent of the Group in accordance with the HKICPA's "Code of Ethics for Professional Accountants" (the "Code"), and we have fulfilled our other ethical responsibilities in accordance with the Code. We believe that the audit evidence we have obtained is sufficient and appropriate to provide a basis for our opinion.

INDEPENDENT AUDITOR'S REPORT

KEY AUDIT MATTERS

Key audit matters are those matters that, in our professional judgement, were of most significance in our audit of the consolidated financial statements of the current period. These matters were addressed in the context of our audit of the consolidated financial statements as a whole, and in forming our opinion thereon, and we do not provide a separate opinion on these matters.

Valuation of investment properties

(refer to notes 3 and 4(ii)c for the significant accounting policies and disclosure for the estimation of fair value of investment properties, and note 13 to the consolidated financial statements)

Management estimated the fair value of the Group's investment properties to be approximately HK\$5,518,924,000 as at 30 September 2022, with a fair value loss of approximately HK\$27,174,000 recognised in the profit or loss for the year then ended. The fair value of the investment properties was arrived at on the basis of the valuation carried out by an independent qualified professional valuer using property valuation techniques which involve certain assumptions of prevailing market conditions. Favourable or unfavourable changes to these assumptions may result in changes in the fair value of the Group's investment properties and corresponding adjustments to the changes in fair value reported in the consolidated statement of profit or loss and other comprehensive income and the carrying amount of these properties included in the consolidated statement of financial position. The valuations of the Group's investment properties are dependent on valuation models used by management, certain key assumptions and estimations that require significant management judgement.

Our responses

Our procedures in relation to this key audit matter included:

- Involving an auditor's expert to assist us in evaluating the appropriateness of the valuation methodologies and the reasonableness of the key assumptions and estimations used in the valuation of the fair value of the major investment properties;
- Evaluating the competence, capabilities and objectivity of the management's expert and the auditor's expert;
- Evaluating the reliability of the sources of inputs used in the valuation prepared by the management's expert; and
- Checking, on a sample basis, the accuracy and relevance of the input data used and the resultant calculation.

INDEPENDENT AUDITOR'S REPORT

OTHER INFORMATION IN THE ANNUAL REPORT

The directors are responsible for the other information. The other information comprises the information included in the Company's annual report, but does not include the consolidated financial statements and our auditor's report thereon.

Our opinion on the consolidated financial statements does not cover the other information and we do not express any form of assurance conclusion thereon.

In connection with our audit of the consolidated financial statements, our responsibility is to read the other information and, in doing so, consider whether the other information is materially inconsistent with the consolidated financial statements or our knowledge obtained in the audit or otherwise appears to be materially misstated. If, based on the work we have performed, we conclude that there is a material misstatement of this other information, we are required to report that fact. We have nothing to report in this regard.

DIRECTORS' RESPONSIBILITIES FOR THE CONSOLIDATED FINANCIAL STATEMENTS

The directors are responsible for the preparation of the consolidated financial statements that give a true and fair view in accordance with HKFRSs issued by the HKICPA and the Hong Kong Companies Ordinance, and for such internal control as the directors determine is necessary to enable the preparation of consolidated financial statements that are free from material misstatement, whether due to fraud or error.

In preparing the consolidated financial statements, the directors are responsible for assessing the Group's ability to continue as a going concern, disclosing, as applicable, matters related to going concern and using the going concern basis of accounting unless the directors either intend to liquidate the Group or to cease operations, or have no realistic alternative but to do so.

The directors are also responsible for overseeing the Group's financial reporting process. The Audit Committee assists the directors in discharging their responsibility in this regard.

AUDITOR'S RESPONSIBILITIES FOR THE AUDIT OF THE CONSOLIDATED FINANCIAL STATEMENTS

Our objectives are to obtain reasonable assurance about whether the consolidated financial statements as a whole are free from material misstatement, whether due to fraud or error, and to issue an auditor's report that includes our opinion. This report is made solely to you, as a body, in accordance with Section 405 of the Hong Kong Companies Ordinance, and for no other purpose. We do not assume responsibility towards or accept liability to any other person for the contents of this report.

Reasonable assurance is a high level of assurance, but is not a guarantee that an audit conducted in accordance with HKSAs will always detect a material misstatement when it exists. Misstatements can arise from fraud or error and are considered material if, individually or in the aggregate, they could reasonably be expected to influence the economic decisions of users taken on the basis of these consolidated financial statements.

INDEPENDENT AUDITOR'S REPORT

AUDITOR'S RESPONSIBILITIES FOR THE AUDIT OF THE CONSOLIDATED FINANCIAL STATEMENTS (CONTINUED)

As part of an audit in accordance with HKSA's, we exercise professional judgement and maintain professional skepticism throughout the audit. We also:

- identify and assess the risks of material misstatement of the consolidated financial statements, whether due to fraud or error, design and perform audit procedures responsive to those risks, and obtain audit evidence that is sufficient and appropriate to provide a basis for our opinion. The risk of not detecting a material misstatement resulting from fraud is higher than for one resulting from error, as fraud may involve collusion, forgery, intentional omissions, misrepresentations, or the override of internal control.
- obtain an understanding of internal control relevant to the audit in order to design audit procedures that are appropriate in the circumstances, but not for the purpose of expressing an opinion on the effectiveness of the Group's internal control.
- evaluate the appropriateness of accounting policies used and the reasonableness of accounting estimates and related disclosures made by the directors.
- conclude on the appropriateness of the directors' use of the going concern basis of accounting and, based on the audit evidence obtained, whether a material uncertainty exists related to events or conditions that may cast significant doubt on the Group's ability to continue as a going concern. If we conclude that a material uncertainty exists, we are required to draw attention in our auditor's report to the related disclosures in the consolidated financial statements or, if such disclosures are inadequate, to modify our opinion. Our conclusions are based on the audit evidence obtained up to the date of our auditor's report. However, future events or conditions may cause the Group to cease to continue as a going concern.
- evaluate the overall presentation, structure and content of the consolidated financial statements, including the disclosures, and whether the consolidated financial statements represent the underlying transactions and events in a manner that achieves fair presentation.
- obtain sufficient appropriate audit evidence regarding the financial information of the entities or business activities within the Group to express an opinion on the consolidated financial statements. We are responsible for the direction, supervision and performance of the group audit. We remain solely responsible for our audit opinion.

INDEPENDENT AUDITOR'S REPORT

AUDITOR'S RESPONSIBILITIES FOR THE AUDIT OF THE CONSOLIDATED FINANCIAL STATEMENTS (CONTINUED)

We communicate with the Audit Committee regarding, among other matters, the planned scope and timing of the audit and significant audit findings, including any significant deficiencies in internal control that we identify during our audit.

We also provide the Audit Committee with a statement that we have complied with relevant ethical requirements regarding independence, and to communicate with them all relationships and other matters that may reasonably be thought to bear on our independence, and where applicable, related safeguards.

From the matters communicated with the directors, we determine those matters that were of most significance in the audit of the consolidated financial statements of the current period and are therefore the key audit matters. We describe these matters in our auditor's report unless law or regulation precludes public disclosure about the matter or when, in extremely rare circumstances, we determine that a matter should not be communicated in our report because the adverse consequences of doing so would reasonably be expected to outweigh the public interest benefits of such communication.

BDO Limited
Certified Public Accountants
Cheung Wing Yin
Practising Certificate Number P06946

Hong Kong, 15 December 2022

CONSOLIDATED STATEMENT OF PROFIT OR LOSS AND OTHER COMPREHENSIVE INCOME

FOR THE YEAR ENDED 30 SEPTEMBER 2022

	NOTES	2022 HK\$'000	2021 HK\$'000
Revenue	5	163,550	154,139
Other income and gains	6	15,753	18,606
Costs:			
Property and related costs			
– property investment		(22,756)	(24,387)
– property management		(6,994)	(6,459)
Trading of goods costs		(32,605)	(34,909)
Staff costs		(31,110)	(28,008)
Other expenses		(19,747)	(8,522)
		(113,212)	(102,285)
Profit before changes in fair value of financial assets at fair value through profit or loss and investment properties		66,091	70,460
(Decrease)/increase in fair value of financial assets at fair value through profit or loss		(6,792)	7,306
(Decrease)/increase in fair value of investment properties	13	(27,174)	95,228
		32,125	172,994
Impairment losses on financial assets, net		(1,810)	(5,218)
Finance costs on bank borrowings		(5,203)	(1,097)
Share of losses of joint ventures		(3,718)	(19,036)
Profit before income tax	7	21,394	147,643
Income tax expense	8	(8,000)	(10,571)
Profit for the year		13,394	137,072
Other comprehensive income			
<i>Item that will not be reclassified subsequently to profit or loss:</i>			
Change in fair value on equity instruments designated at fair value through other comprehensive income, net of tax		(4,016)	(2,000)
<i>Items that may be reclassified subsequently to profit or loss:</i>			
Change in fair value on debt instruments at fair value through other comprehensive income, net of tax		(571)	(590)
Release on disposal of debt instruments at fair value through other comprehensive income		(228)	(12)
Exchange (loss)/gain arising on translation of financial statements of foreign operations		(7,516)	3,016
Exchange (loss)/gain arising from long term advances to a joint venture		(2,649)	3,192
Other comprehensive income for the year, net of tax		(14,980)	3,606
Total comprehensive income for the year		(1,586)	140,678
Profit/(loss) for the year attributable to:			
Owners of the Company		14,795	137,121
Non-controlling interests		(1,401)	(49)
		13,394	137,072
Total comprehensive income for the year attributable to:			
Owners of the Company		(185)	140,727
Non-controlling interests		(1,401)	(49)
		(1,586)	140,678
		HK\$	HK\$
Earnings per share	10	0.13	1.24

CONSOLIDATED STATEMENT OF FINANCIAL POSITION

AS AT 30 SEPTEMBER 2022

		2022	2021
	NOTES	HK\$'000	HK\$'000
Non-current Assets			
Investment properties	13	5,518,924	5,235,958
Property, plant and equipment	14	8,172	8,908
Intangible assets	15	300	1,718
Interest in joint venture	16	23,914	27,523
Amount due from a joint venture	16	135,625	148,878
Deposits and prepayments		1,338	2,257
Debt instruments at fair value through other comprehensive income	17	–	8,180
Financial assets at fair value through profit or loss	19	101,861	100,803
Equity instrument designated at fair value through other comprehensive income	17	11,984	16,000
		5,802,118	5,550,225
Current Assets			
Inventories	18	18,553	15,866
Financial assets at fair value through profit or loss	19	20,477	25,178
Debt instruments at fair value through other comprehensive income	17	7,789	27,436
Trade and other receivables	20	13,952	8,662
Deposits and prepayments		9,381	8,708
Time deposits with maturity over three months	21	7,747	–
Bank balances and cash	21	28,008	68,383
		105,907	154,233
Current Liabilities			
Trade and other payables	22	22,521	29,341
Contract Liabilities	23	9,124	6,795
Rental and management fee deposits		25,740	26,286
Amount due to the non-controlling interest		650	650
Provision for taxation		1,391	1,515
Bank borrowings, secured	25	313,956	65,000
		373,382	129,587
Net Current (Liabilities)/Assets		(267,475)	24,646
Total Assets less Current Liabilities		5,534,643	5,574,871
Capital and Reserves			
Share capital	24	146,134	146,134
Reserves		5,335,745	5,377,798
Equity attributable to owners of the Company		5,481,879	5,523,932
Non-controlling interests		(2,393)	(992)
Total Equity		5,479,486	5,522,940
Non-current Liability			
Deferred taxation	26	55,157	51,931
		5,534,643	5,574,871

The consolidated financial statements on pages 78 to 171 were approved and authorised for issue by the Board of Directors on 15 December 2022 and are signed on its behalf by:

Wong Tat Chang, Abraham
DIRECTOR

Wong Tat Sum, Samuel
DIRECTOR

CONSOLIDATED STATEMENT OF CHANGES IN EQUITY

FOR THE YEAR ENDED 30 SEPTEMBER 2022

	Attributable to owners of the Company							Total
	Share capital	Translation reserve*	Investment revaluation reserves* (recycling)	Investment revaluation reserves* (non-recycling)	Retained profits*	Subtotal	Non-controlling interests	
	HK\$'000	HK\$'000	HK\$'000	HK\$'000	HK\$'000	HK\$'000	HK\$'000	
As at 1 October 2020	146,134	7,695	1,275	10,000	5,259,969	5,425,073	28	5,425,101
Profit for the year	-	-	-	-	137,121	137,121	(49)	137,072
Other comprehensive income for the year:								
Changes in fair value on:								
- Debt instruments at fair value through other comprehensive income	-	-	(590)	-	-	(590)	-	(590)
- Equity instruments designated at fair value through other comprehensive income	-	-	-	(2,000)	-	(2,000)	-	(2,000)
- Release on disposal of debt instruments at fair value through other comprehensive income	-	-	(12)	-	-	(12)	-	(12)
Exchange gain arising on translation of foreign operations	-	3,016	-	-	-	3,016	-	3,016
Exchange gain arising from long term advances to a joint venture	-	3,192	-	-	-	3,192	-	3,192
Total comprehensive income for the year	-	6,208	(602)	(2,000)	137,121	140,727	(49)	140,678
Final dividend for 2020 paid (Note 9)	-	-	-	-	(37,461)	(37,461)	-	(37,461)
Interim dividend for 2021 paid (Note 9)	-	-	-	-	(4,407)	(4,407)	-	(4,407)
Arising from step acquisition (Note 27)	-	-	-	-	-	-	(971)	(971)
At 30 September 2021 and 1 October 2021	146,134	13,903	673	8,000	5,355,222	5,523,932	(992)	5,522,940
Profit for the year	-	-	-	-	14,795	14,795	(1,401)	13,394
Other comprehensive income for the year:								
Changes in fair value on:								
- Debt instruments at fair value through other comprehensive income	-	-	(571)	-	-	(571)	-	(571)
- Equity instruments designated at fair value through other comprehensive income	-	-	-	(4,016)	-	(4,016)	-	(4,016)
- Release on disposal of debt instruments at fair value through other comprehensive income	-	-	(228)	-	-	(228)	-	(228)
Exchange loss arising on translation of foreign operations	-	(7,516)	-	-	-	(7,516)	-	(7,516)
Exchange loss arising from long term advances to a joint venture	-	(2,649)	-	-	-	(2,649)	-	(2,649)
Total comprehensive income for the year	-	(10,165)	(799)	(4,016)	14,795	(185)	(1,401)	(1,586)
Final dividend for 2021 paid (Note 9)	-	-	-	-	(37,461)	(37,461)	-	(37,461)
Interim dividend for 2022 paid (Note 9)	-	-	-	-	(4,407)	(4,407)	-	(4,407)
As at 30 September 2022	146,134	3,738	(126)	3,984	5,328,149	5,481,879	(2,393)	5,479,486

* These reserve accounts comprise the consolidated reserves of approximately HK\$5,335,745,000 in the consolidated statement of financial position as at 30 September 2022 (2021: HK\$5,377,798,000).

CONSOLIDATED STATEMENT OF CASH FLOWS

FOR THE YEAR ENDED 30 SEPTEMBER 2022

		2022	2021
	NOTES	HK\$'000	HK\$'000
Operating activities			
Profit before income tax		21,394	147,643
Adjustments for:			
Decrease/(increase) in fair value of investment properties	13	27,174	(95,228)
Decrease/(increase) in fair value of financial assets at fair value through profit or loss ("FVTPL")		6,792	(7,306)
Amortisation of Intangible assets	7	260	43
Loss on disposal of property, plant and equipment	7	2	2
Depreciation on owned property, plant and equipment	7	1,141	1,591
Depreciation on right-of-use assets	7	8	8
Impairment loss of goodwill	7	786	400
Impairment loss of intangible assets	7	372	–
Dividend income from equity instrument designated at fair value through other comprehensive income ("FVOCI")	6	(3,113)	(4,151)
Imputed interest income on amount due from a joint venture	6	(9,020)	(6,433)
Interest income		(933)	(1,739)
Dividend income from financial assets at FVTPL		(5,654)	(4,901)
Gain on release of investment revaluation reserve upon disposal of debt instrument at FVOCI		(228)	(12)
Finance costs on bank borrowings		5,203	1,097
Share of losses of joint ventures		3,718	19,036
Modification loss on amount due from a joint venture	7	7,895	–
Reversal of impairment loss on trade and other receivables	7	(1,825)	(1,740)
Provision for impairment loss on deposits	7	76	–
Provision for impairment loss on amount due from a joint venture	7	3,559	6,958
Operating cash flows before working capital changes		57,607	55,268
(Increase)/decrease in inventories		(2,687)	1,231
(Increase)/decrease in trade and other receivables, deposits and prepayment		(3,295)	3,825
Decrease in trade and other payables		(7,366)	(2,063)
Increase/(decrease) in contract liabilities		2,329	(1,642)
Cash generated from operations		46,588	56,619
Interest received		933	1,739
Dividend received		5,654	4,901
Income tax paid		(4,898)	(11,656)
Net cash generated from operating activities		48,277	51,603

CONSOLIDATED STATEMENT OF CASH FLOWS

FOR THE YEAR ENDED 30 SEPTEMBER 2022

		2022	2021
	NOTES	HK\$'000	HK\$'000
Investing activities			
Placement of time deposits with maturity over three months	21	(7,747)	–
Purchase of property, plant and equipment		(415)	(5,163)
Addition of investment properties		(318,375)	(21,789)
Redemption of bond instruments		27,350	1,574
Net cash inflows arising from step acquisition	27	–	92
Dividend received from equity instrument designated at FVOCI		3,113	4,151
Investment in a financial asset at FVTPL		(2,629)	(44,273)
Advance to joint ventures		–	(43,234)
Decrease in pledged bank deposits		–	34,882
Net cash used in investing activities		(298,703)	(73,760)
Financing activities			
Bank borrowings raised	29	432,161	45,000
Repayment of bank borrowings	29	(183,205)	(35,000)
Repayment to non-controlling interests	29	–	(312)
Dividends paid		(41,868)	(41,868)
Interest paid	29	(5,203)	(1,097)
Net cash generated from/(used in) financing activities		201,885	(33,277)
Net decrease in cash and cash equivalents		(48,541)	(55,434)
Cash and cash equivalents at the beginning of the financial year		68,383	123,289
Effect of foreign exchange rate changes		8,166	528
Cash and cash equivalents at the end of the financial year		28,008	68,383
Analysis of the balances of cash and cash equivalents			
Bank balances and cash		28,008	58,376
Time deposit with an original maturity of less than three months		–	10,007
		28,008	68,383

NOTES TO THE CONSOLIDATED FINANCIAL STATEMENTS

FOR THE YEAR ENDED 30 SEPTEMBER 2022

1. GENERAL

Pokfulam Development Company Limited (the “Company”) is a public limited liability company incorporated in Hong Kong and its issued Shares (the “Shares”) are listed and traded on the Main Board of The Stock Exchange of Hong Kong Limited (the “Stock Exchange”). The Company and its subsidiaries are together referred to as the Group.

The principal activities of the Company are property investment and investment holding. The principal activities of the Group are property investment and management, trading of visual and sound equipment, and home appliances, and securities investment.

The address of the registered office and the principal place of business of the Company is 23rd Floor, Beverly House, 93-107 Lockhart Road, Wanchai, Hong Kong.

The consolidated financial statements of the Group are presented in Hong Kong dollars (“HK\$”), which is the same as the functional currency of the Company.

2. ADOPTION OF HONG KONG FINANCIAL REPORTING STANDARDS (“HKFRSs”)

2.1 Adoption of revised HKFRSs

In the current year, the Group has applied for the first time the following amendments and interpretations (“the amended HKFRSs”) issued by the Hong Kong Institute of Certified Public Accountants (“HKICPA”), which are relevant to and effective for the Group’s consolidated financial statements for the annual period beginning on 1 October 2021:

Amendments to HKFRS 16	COVID-19-Related Rent Concessions beyond 30 June 2021
Amendments to HKAS 39, HKFRS 4, HKFRS 7, HKFRS 9 and HKFRS 16	Interest Rate Benchmark Reform – Phase 2

The impact of the adoption of amendments to HKFRS 16 “COVID-19-Related Rent Concessions beyond 30 June 2021” has been summarised in below. The other amended HKFRSs that are effective from 1 October 2021 did not have any significant impact on the Group’s accounting policies, results and financial position.

NOTES TO THE CONSOLIDATED FINANCIAL STATEMENTS

FOR THE YEAR ENDED 30 SEPTEMBER 2022

2. ADOPTION OF HKFRSs (CONTINUED)

2.1 Adoption of revised HKFRSs (Continued)

Amendments to HKFRS 16 "Covid-19-Related Rent Concessions beyond 30 June 2021"

In April 2021, the HKICPA amended HKFRS 16 Leases, extending the practical expedient in order to permit lessees to apply it to rent concessions for which reductions in lease payments affect payments originally due on or before 30 June 2022. The amendments are applicable for annual reporting periods beginning on or after 1 April 2021, with early application permitted, including in financial statements not authorised for issue at 9 April 2021.

The transitional requirements of the extension to the practical expedient require retrospective application, with the cumulative effect of initially applying the amendment recognised as an adjustment to the opening balance of retained earnings (or other component of equity, as appropriate) at the beginning of the annual reporting period in which the entity first applies the amendment.

The adoption of the amendments to HKFRS 16 does not have a material impact to the Group's results and financial position.

NOTES TO THE CONSOLIDATED FINANCIAL STATEMENTS

FOR THE YEAR ENDED 30 SEPTEMBER 2022

2. ADOPTION OF HKFRSs (CONTINUED)

2.2 New or revised HKFRSs that have been issued but are not yet effective

The following new or revised HKFRSs, potentially relevant to the Group's consolidated financial statements, have been issued, but are not yet effective and have not been early adopted by the Group. The Group's current intention is to apply these changes on the date they become effective.

HKFRS 17	Insurance Contracts ³
Amendments to HKFRS 3	Reference to the Conceptual Framework ²
Amendments to HKFRS 1, HKFRS 9 and HKFRS 16 & HKAS 41	Annual Improvements to HKFRSs 2018-2020 Cycle ¹
Amendments to HKFRS 10 and HKAS 28	Sale or Contribution of Assets between an Investor and its Associate or Joint Venture ⁴
Amendments to HKAS 1	Classification of Liabilities as Current or Non-current ³
Amendments to HKAS 1	Disclosure of Accounting Policies ³
Amendments to HKAS 8	Definition of Accounting Estimates ³
Amendments to HKAS 12	Deferred Tax related to Assets and Liabilities arising from a Single Transaction ³
Amendments to HKAS 16	Property, Plant and Equipment – Proceeds before Intended Use ¹
Amendments to HKAS 37	Onerous Contracts – Cost of Fulfilling a Contract ¹
HK Interpretation 5 (2020)	Presentation of Financial Statements – Classification by the Borrower of a Term Loan that Contains a Repayment on Demand Clause ³
Amendments to HKFRS 16	Lease liability in a Sale and Leaseback ⁵

¹ Effective for annual periods beginning on or after 1 January 2022

² Effective for business combinations for which the date of acquisition is on or after the beginning of the first annual period beginning on or after 1 January 2022

³ Effective for annual periods beginning on or after 1 January 2023

⁴ The amendments shall be applied prospectively to the sale or contribution of assets occurring in annual periods beginning on or after a date to be determined.

⁵ Effective for annual periods beginning on or after 1 January 2024

Except for the amendments to HKFRSs mentioned below, the directors of the Company anticipate that the application of these new standards, amendments and improvement to HKFRSs and interpretations will have no material impact on the Group's accounting policies.

NOTES TO THE CONSOLIDATED FINANCIAL STATEMENTS

FOR THE YEAR ENDED 30 SEPTEMBER 2022

2. ADOPTION OF HKFRSs (CONTINUED)

2.2 New or revised HKFRSs that have been issued but are not yet effective (Continued)

Amendments to HKAS 1 Classification of Liabilities as Current or Non-current and HK Interpretation 5 (2020)

The amendments provide clarification and additional guidance on the assessment of right to defer settlement for at least twelve months from reporting date for classification of liabilities as current or non-current, which:

- Specify that the classification of liabilities as current or non-current should be based on rights that are in existence at the end of reporting period. Specifically, the amendments clarify that:
 - (i) The classification should not be affected by management intentions or expectations to settle the liability within 12 months; and
 - (ii) If the right is conditional on the compliance with covenants, the right exists if the conditions are met at the end of the reporting period, even if the lender does not test compliance until a later date; and
- Clarify that if a liability has terms that could, at the option of the counterparty, result in its settlement by the transfer of the entity's own equity instruments, these terms do not affect its classification as current or non-current only if the entity recognises the option separately as an equity instrument applying HKAS 32 Financial Instruments: Presentation.

In addition, Hong Kong Interpretation was revised as a consequence of the Amendments to HKAS 1 to align the corresponding wordings with no change in conclusion.

Based on the Group's outstanding liabilities as at 30 September 2022, the application of the amendments will not result in reclassification of the Group's liabilities.

NOTES TO THE CONSOLIDATED FINANCIAL STATEMENTS

FOR THE YEAR ENDED 30 SEPTEMBER 2022

3. BASIS OF PREPARATION AND SIGNIFICANT ACCOUNTING POLICIES

The Group's consolidated financial statements have been prepared in accordance with all applicable HKFRSs, Hong Kong Accounting Standards ("HKASs") and Interpretations (hereinafter collectively referred to as the "HKFRS") and the provisions of the Hong Kong Companies Ordinance which concern the preparation of financial statements. In addition, the financial statements include applicable disclosures required by the Rules Governing the Listing of Securities on The Stock Exchange.

Basis of assumption and going concern assumption

The consolidated financial statements have been prepared on the historical cost basis except for investment properties and certain financial instruments, which are measured at fair value, as explained in the accounting policies set out below.

Historical cost is generally based on the fair value of the consideration given in exchange for goods and services.

Fair value is the price that would be received to sell an asset or paid to transfer a liability in an orderly transaction between market participants at the measurement date, regardless of whether that price is directly observable or estimated using another valuation technique. In estimating the fair value of an asset or a liability, the Group takes into account the characteristics of the asset or liability if market participants would take those characteristics into account when pricing the asset or liability at the measurement date. Fair value for measurement and/or disclosure purposes in these consolidated financial statements is determined on such a basis, except for share-based payment transactions that are within the scope of HKFRS 2 *Share-based Payment*, leasing transactions that are accounted for in accordance with HKFRS 16, and measurements that have some similarities to fair value but are not fair value, such as net realisable value in HKAS 2 *Inventories* or value in use in HKAS 36 *Impairment of Assets*.

The Group had net current liabilities of approximately HK\$267,475,000 as at 30 September 2022. Included in the Group's current liabilities as at 30 September 2022, the Group had bank interest-bearing borrowings of HK\$313,956,000 subject to repayment on demand clause at the discretion of the relevant banks as set out in note 25 to the consolidated financial statements.

NOTES TO THE CONSOLIDATED FINANCIAL STATEMENTS

FOR THE YEAR ENDED 30 SEPTEMBER 2022

3. BASIS OF PREPARATION AND SIGNIFICANT ACCOUNTING POLICIES (CONTINUED)

The consolidated financial statements of the Group have been prepared on a going concern basis on the assumption that the Group will be able to operate as a going concern for the foreseeable future taking into account of the unutilised banking facilities of approximately HK\$1,093,668,000 (Note 25) as at 30 September 2022. As at 30 September 2022, the directors of the Company believe that the Group has adequate resources to continue operation for the foreseeable future of not less than twelve months from the end of the reporting period, and they do not believe that the bank borrowings will be called in their entirety within 12 months, and they consider that the bank borrowings will be repaid in accordance with the maturity dates as set out in the banking facility letters. This evaluation was made considering: the financial position of the Group at the date of approval of the consolidated financial statements; the Group's compliance with the loan covenants; the lack of events of default; and the fact that the Group has made all previously scheduled repayments on time. Therefore, they are of the opinion that it is appropriate to adopt the going concern basis in preparing the consolidated financial statements.

Business combination and basis of consolidation

The consolidated financial statements incorporate the financial statements of the Company and entities controlled by the Company and its subsidiaries. Control is achieved when the Company:

- has power over the investee;
- is exposed, or has rights, to variable returns from its involvement with the investee; and
- has the ability to use its power to affect its returns.

The Group reassesses whether or not it controls an investee if facts and circumstances indicate that there are changes to one or more of the three elements of control listed above.

NOTES TO THE CONSOLIDATED FINANCIAL STATEMENTS

FOR THE YEAR ENDED 30 SEPTEMBER 2022

3. BASIS OF PREPARATION AND SIGNIFICANT ACCOUNTING POLICIES (CONTINUED)

Business combination and basis of consolidation (Continued)

Consolidation of a subsidiary begins when the Group obtains control over the subsidiary and ceases when the Group loses control of the subsidiary. Specifically, income and expenses of a subsidiary acquired or disposed of during the year are included in the consolidated statement of profit or loss and other comprehensive income from the date the Group gains control until the date when the Group ceases to control the subsidiary.

Profit or loss and each item of other comprehensive income are attributed to the owners of the Company and to the non-controlling interests. Total comprehensive income of subsidiaries is attributed to the owners of the Company and to the non-controlling interests even if this results in the non-controlling interests having a deficit balance.

When necessary, adjustments are made to the financial statements of subsidiaries to bring their accounting policies in line with the Group's accounting policies.

All intragroup assets and liabilities, equity, income, expenses and cash flows relating to transactions between members of the Group are eliminated in full on consolidation.

Acquisition of subsidiaries or businesses is accounted for using the acquisition method. The cost of an acquisition is measured at the aggregate of the acquisition-date fair value of assets transferred, liabilities incurred and equity interests issued by the Group, as the acquirer. The identifiable assets acquired and liabilities assumed are principally measured at acquisition-date fair value. The Group's previously held equity interest in the acquiree is re-measured at acquisition-date fair value and the resulting gains or losses are recognised in profit or loss. The Group may elect, on a transaction-by-transaction basis, to measure the non-controlling interests that represent present ownership interests in the subsidiary either at fair value or at the proportionate share of the acquiree's identifiable net assets. All other non-controlling interests are measured at fair value unless another measurement basis is required by HKFRSs. Acquisition-related costs incurred are expensed unless they are incurred in issuing equity instruments in which case the costs are deducted from equity.

NOTES TO THE CONSOLIDATED FINANCIAL STATEMENTS

FOR THE YEAR ENDED 30 SEPTEMBER 2022

3. BASIS OF PREPARATION AND SIGNIFICANT ACCOUNTING POLICIES (CONTINUED)

Business combination and basis of consolidation (Continued)

Any contingent consideration to be transferred by the acquirer is recognised at acquisition-date fair value. Subsequent adjustments to consideration are recognised against goodwill only to the extent that they arise from new information obtained within the measurement period (a maximum of 12 months from the acquisition date) about the fair value at the acquisition date. All other subsequent adjustments to contingent consideration classified as an asset or a liability are recognised in profit or loss.

Investments in joint ventures

A joint venture is a joint arrangement whereby the parties that have joint control of the arrangement have rights to the net assets of the joint arrangement. Joint control is the contractually agreed sharing of control of an arrangement, which exists only when decisions about the relevant activities require unanimous consent of the parties sharing control.

The results and assets and liabilities of a joint venture are incorporated in these consolidated financial statements using the equity method of accounting. The financial statements of joint ventures used for equity accounting purposes are prepared using uniform accounting policies as those of the Group for like transactions and events in similar circumstances. Under the equity method, an investment in a joint venture is initially recognised in the consolidated statement of financial position at cost and adjusted thereafter to recognise the Group's share of the profit or loss and other comprehensive income of the joint venture. When the Group's share of losses of a joint venture exceeds the Group's interest in that joint venture (which includes any long-term interests that, in substance, form part of the Group's net investment in the joint venture), the Group discontinues recognising its share of further losses. Additional losses are recognised only to the extent that the Group has incurred legal or constructive obligations or made payments on behalf of the joint venture.

NOTES TO THE CONSOLIDATED FINANCIAL STATEMENTS

FOR THE YEAR ENDED 30 SEPTEMBER 2022

3. BASIS OF PREPARATION AND SIGNIFICANT ACCOUNTING POLICIES (CONTINUED)

Investments in joint ventures (Continued)

An investment in a joint venture is accounted for using the equity method from the date on which the investee becomes a joint venture. On acquisition of the investment in a joint venture, any excess of the cost of the investment over the Group's share of the net fair value of the identifiable assets and liabilities of the investee is recognised as goodwill, which is included within the carrying amount of the investment. Any excess of the Group's share of the net fair value of the identifiable assets and liabilities over the cost of the investment, after reassessment, is recognised immediately in profit or loss in the period in which the investment is acquired.

The Group assesses whether there is an objective evidence that the investment in a joint venture may be impaired. When any objective evidence exists, the entire carrying amount of the investment (including goodwill) is tested for impairment in accordance with HKAS 36 as a single asset by comparing its recoverable amount (higher of value in use and fair value less costs of disposal) with its carrying amount. Any impairment loss recognised is not allocated to any asset, including goodwill, that forms part of the carrying amount of the investment. Any reversal of that impairment loss is recognised in accordance with HKAS 36 to the extent that the recoverable amount of the investment subsequently increases.

The Group continues to use the equity method when an investment in a joint venture becomes an investment in an associate. There is no remeasurement to fair value upon such changes in ownership interests.

When the Group reduces its ownership interest in a joint venture but the Group continues to use the equity method, the Group reclassifies to profit or loss the proportion of the gain or loss that had previously been recognised in other comprehensive income relating to that reduction in ownership interest if that gain or loss would be reclassified to profit or loss on the disposal of the related assets or liabilities.

When a group entity transacts with a joint venture of the Group, profits and losses resulting from the transactions with the joint venture are recognised in the Group's consolidated financial statements only to the extent of interests in the joint venture that are not related to the Group.

NOTES TO THE CONSOLIDATED FINANCIAL STATEMENTS

FOR THE YEAR ENDED 30 SEPTEMBER 2022

3. BASIS OF PREPARATION AND SIGNIFICANT ACCOUNTING POLICIES (CONTINUED)

Goodwill

Goodwill is initially recognised at cost being the excess of the aggregate of fair value of consideration transferred, the amount recognised for non-controlling interests and the acquisition date fair value of the acquirer's previously held equity interest in the acquiree over the fair value of identifiable assets, liabilities and contingent liabilities acquired.

Where the fair value of identifiable assets and liabilities exceed the aggregate of the fair value of consideration paid, the amount of any non-controlling interest in the acquiree and the acquisition date fair value of the acquirer's previously held equity interest in the acquiree, the excess is recognised in profit or loss on the acquisition date, after re-assessment.

Goodwill is measured at cost less impairment losses. For the purpose of impairment testing, goodwill arising from an acquisition is allocated to each of the relevant cash-generating units. A cash-generating unit is the smallest identifiable group of assets that generates cash inflows that are largely independent of the cash inflows from other assets or groups of assets. A cash-generating unit to which goodwill has been allocated is tested for impairment annually, by comparing its carrying amount with its recoverable amount (see note 4(g)), and whenever there is an indication that the unit may be impaired.

For goodwill arising on an acquisition in a financial year, the cash-generating unit to which goodwill has been allocated is tested for impairment before the end of that financial year. When the recoverable amount of the cash-generating unit is less than the carrying amount of the unit, the impairment loss is allocated to reduce the carrying amount of any goodwill allocated to the unit first, and then to the other assets of the unit pro-rata on the basis of the carrying amount to each asset in the unit. However, the loss allocated to each asset will not reduce the individual asset's carrying amount to below its fair value less cost of disposal (if measurable) or its value in use (if determinable), whichever is the higher. Any impairment loss for goodwill is recognised in profit or loss and is not reversed in subsequent periods.

Investment properties

Investment properties are properties held to earn rentals and/or for capital appreciation.

Investment properties are initially measured at cost, including any directly attributable expenditure. Subsequent to initial recognition, investment properties are measured at fair value using the fair value model. Gains or losses arising from changes in the fair value of investment properties are included in profit or loss in the period in which they arise.

An investment property is derecognised upon disposal or when the investment property is permanently withdrawn from use and no future economic benefits are expected from its disposal. Any gain or loss arising on derecognition of the property (calculated as the difference between the net disposal proceeds and the carrying amount of the asset) is included in profit or loss in the period in which the property is derecognised.

NOTES TO THE CONSOLIDATED FINANCIAL STATEMENTS

FOR THE YEAR ENDED 30 SEPTEMBER 2022

3. BASIS OF PREPARATION AND SIGNIFICANT ACCOUNTING POLICIES (CONTINUED)

Property, plant and equipment

Property, plant and equipment including land and buildings held for use in the production or supply of goods or services, or for administrative purposes, are stated in the consolidated statement of financial position at cost less subsequent accumulated depreciation and subsequent accumulated impairment losses, if any.

Depreciation is recognised so as to write-off the cost of assets less their residual values over their estimated useful lives, using the straight-line method. The estimated useful lives and depreciation method are reviewed at the end of each reporting period, with the effect of any changes in estimate accounted for on a prospective basis.

Property, plant and equipment are depreciated on a straight-line basis at the following rates per annum:

Leasehold Land in Hong Kong under long-term lease	Over the term of the lease
Buildings	Over the shorter of the term of the lease of the land, or 50 years
Leasehold improvement	Over the shorter of the term of the lease of the land, or 50 years
Furniture, fixtures and equipment	12%-20%
Motor vehicles	15%-25%

An item of property, plant and equipment is derecognised upon disposal or when no future economic benefits are expected to arise from the continued use of the asset. Any gain or loss arising on the disposal or retirement of an item of property, plant and equipment is determined as the difference between the sales proceeds and the carrying amount of the asset and is recognised in profit or loss.

NOTES TO THE CONSOLIDATED FINANCIAL STATEMENTS

FOR THE YEAR ENDED 30 SEPTEMBER 2022

3. BASIS OF PREPARATION AND SIGNIFICANT ACCOUNTING POLICIES (CONTINUED)

Impairment of assets (other than goodwill and financial assets)

At the end of the reporting period, the Group reviews the carrying amounts of the following assets to determine whether there is any indication that those assets have suffered an impairment loss or an impairment loss previously recognised no longer exists or may be decreased:

- Property, plant and equipment;
- Intangible assets; and
- Interests in joint ventures.

If the recoverable amount (i.e. the greater of the fair value less costs to sell and value in use) of an asset is estimated to be less than its carrying amount, the carrying amount of the asset is reduced to its recoverable amount. An impairment loss is recognised immediately.

Where an impairment loss subsequently reverses, the carrying amount of the asset is increased to the revised estimate of its recoverable amount, to the extent that the increased carrying amount does not exceed the carrying amount that would have been determined had no impairment loss been recognised for the asset in prior years. A reversal of an impairment loss is recognised immediately in profit or loss.

Value in use is based on the estimated future cash flows expected to be derived from the asset or cash generating unit, discounted to their present value using a pre-tax discount rate that reflects current market assessments of the time value of money and the risks specific to the asset or cash generating unit.

Inventories

Inventories are stated at the lower of cost and net realisable value. Costs of inventories are determined on a weighted average method. Net realisable value represents the estimated selling price for inventories less all estimated costs of completion and costs necessary to make the sale.

NOTES TO THE CONSOLIDATED FINANCIAL STATEMENTS

FOR THE YEAR ENDED 30 SEPTEMBER 2022

3. BASIS OF PREPARATION AND SIGNIFICANT ACCOUNTING POLICIES (CONTINUED)

Foreign currencies

In preparing the financial statements of each individual group entity, transactions in currencies other than the functional currency of that entity (foreign currencies) are recognised at the rates of exchanges prevailing on the dates of the transactions. At the end of the reporting period, monetary items denominated in foreign currencies are retranslated at the rates prevailing at that date. Non-monetary items carried at fair value that are denominated in foreign currencies are retranslated at the rates prevailing on the date when the fair value was determined. Non-monetary items that are measured in terms of historical cost in a foreign currency are not retranslated.

Exchange differences arising on the settlement of monetary items, and on the retranslation of monetary items, are recognised in profit or loss in the period in which they arise except for exchange differences on monetary items receivable from or payable to a foreign operation for which settlement is neither planned nor likely to occur (therefore forming part of the net investment in the foreign operation), which are recognised initially in other comprehensive income and reclassified from equity to profit or loss on disposal or partial disposal of the Group's interests.

For the purposes of presenting the consolidated financial statements, the assets and liabilities of the Group's foreign operations are translated into the presentation currency of the Group (i.e. Hong Kong dollars) using exchange rates prevailing at the end of each reporting period. Income and expenses items are translated at the average exchange rates for the period, unless exchange rates fluctuate significantly during the period, in which case, the exchange rates prevailing at the dates of transactions are used. Exchange differences arising, if any, are recognised in other comprehensive income and accumulated in equity under the heading of translation reserve (attributed to non-controlling interests as appropriate).

Income taxes

Income taxes for the year comprise current tax and deferred tax.

Current tax is based on the profit or loss from ordinary activities adjusted for items that are non-assessable or disallowable for income tax purposes and is calculated using tax rates that have been enacted or substantively enacted at the end of reporting period.

Deferred tax is recognised in respect of temporary differences between the carrying amounts of assets and liabilities for financial reporting purposes and the corresponding amounts used for tax purposes.

Except for goodwill and recognised assets and liabilities that affect neither accounting nor taxable profits, deferred tax liabilities are recognised for all taxable temporary differences. Deferred tax assets are recognised to the extent that it is probable that taxable profits will be available against which deductible temporary differences can be utilised. Deferred tax is measured at the tax rates expected to apply in the period when the liability is settled or the asset is realised based on tax rates that have been enacted or substantively enacted at the end of reporting period.

NOTES TO THE CONSOLIDATED FINANCIAL STATEMENTS

FOR THE YEAR ENDED 30 SEPTEMBER 2022

3. BASIS OF PREPARATION AND SIGNIFICANT ACCOUNTING POLICIES (CONTINUED)

Income taxes (Continued)

Deferred tax liabilities are recognised for taxable temporary differences arising on investments in subsidiaries and jointly controlled entities, except where the Group is able to control the reversal of the temporary difference and it is probable that the temporary difference will not reverse in the foreseeable future.

An exception to the general requirement on determining the appropriate tax rate used in measuring deferred tax amount is when an investment property is carried at fair value under HKAS 40 Investment Property. Unless the presumption is rebutted, the deferred tax amount on these investment properties are measured using the tax rates that would apply on sale of these investment properties at their carrying amount at the reporting date. The presumption is rebutted when the investment property is depreciable and is held within a business model whose objective is to consume substantially all the economic benefits embodied in the property overtime, rather than through sale.

Deferred tax assets or liabilities are offset when there is a legally enforceable right to set off current tax assets against current tax liabilities and when they relate to income tax levied by the same taxation authority and the Group intends to settle its current tax assets and liabilities on a net basis.

Income taxes are recognised in profit or loss except when they relate to items recognised in other comprehensive income in which case the taxes are also recognised in other comprehensive income.

Financial Instruments

(i) *Financial assets*

A financial asset (unless it is a trade receivable without a significant financing component) is initially measured at fair value plus, for an item not at FVTPL, transaction costs that are directly attributable to its acquisition or issue. A trade receivable without a significant financing component is initially measured at the transaction price.

All regular way purchases and sales of financial assets are recognised on the trade date, that is, the date that the Group commits to purchase or sell the asset. Regular way purchases or sales are purchases or sales of financial assets that require delivery of assets within the period generally established by regulation or convention in the market place.

Financial assets with embedded derivatives are considered in their entirety when determining whether their cash flows are solely payment of principal and interest.

NOTES TO THE CONSOLIDATED FINANCIAL STATEMENTS

FOR THE YEAR ENDED 30 SEPTEMBER 2022

3. BASIS OF PREPARATION AND SIGNIFICANT ACCOUNTING POLICIES (CONTINUED)

Financial Instruments (Continued)

(i) Financial assets (Continued)

Debt instruments

Subsequent measurement of debt instruments depends on the Group's business model for managing the asset and the cash flow characteristics of the asset. There are three measurement categories into which the Group classifies its debt instruments:

Amortised cost: Assets that are held for collection of contractual cash flows where those cash flows represent solely payments of principal and interest are measured at amortised cost. Financial assets at amortised cost are subsequently measured using the effective interest rate method. Interest income, foreign exchange gains and losses and impairment are recognised in profit or loss. Any gain on derecognition is recognised in profit or loss.

FVOCI: Assets that are held for collection of contractual cash flows and for selling the financial assets, where the assets' cash flows represent solely payments of principal and interest, are measured at FVOCI. Debt investments at FVOCI are subsequently measured at fair value. Interest income calculated using the effective interest rate method, foreign exchange gains and losses and impairment are recognised in profit or loss. Other net gains and losses are recognised in other comprehensive income. On derecognition, gains and losses accumulated in other comprehensive income are reclassified to profit or loss.

FVTPL: Financial assets at FVTPL include financial assets held for trading, financial assets designated upon initial recognition at fair value through profit or loss, or financial assets mandatorily required to be measured at fair value. Financial assets are classified as held for trading if they are acquired for the purpose of selling or repurchasing in the near term. Derivatives, including separated embedded derivatives, are also classified as held for trading unless they are designated as effective hedging instruments. Financial assets with cash flows that are not solely payments of principal and interest are classified and measured at fair value through profit or loss, irrespective of the business model. Notwithstanding the criteria for debt instruments to be classified at amortised cost or at FVOCI, as described above, debt instruments may be designated at fair value through profit or loss on initial recognition if doing so eliminates, or significantly reduces, an accounting mismatch.

NOTES TO THE CONSOLIDATED FINANCIAL STATEMENTS

FOR THE YEAR ENDED 30 SEPTEMBER 2022

3. BASIS OF PREPARATION AND SIGNIFICANT ACCOUNTING POLICIES (CONTINUED)

Financial Instruments (Continued)

(i) Financial assets (Continued)

Equity instruments

On initial recognition of an equity investment that is not held for trading, the Group could irrevocably elect to present subsequent changes in the investment's fair value in other comprehensive income. This election is made on an investment-by-investment basis. Equity investments at fair value through other comprehensive income are measured at fair value. Dividend income are recognised in profit or loss unless the dividend income clearly represents a recovery of part of the cost of the investments. Other net gains and losses are recognised in other comprehensive income and are not reclassified to profit or loss. All other equity instruments are classified as FVTPL, whereby changes in fair value, dividends and interest income are recognised in profit or loss.

(ii) Impairment loss on financial assets

The Group recognises loss allowances for expected credit loss ("ECL") on trade receivables, financial assets measured at amortised cost and debt investments measured at FVOCI. The ECLs are measured on either of the following bases: (1) 12-months ECLs: these are the ECLs that result from possible default events within the 12 months after the reporting date; and (2) lifetime ECLs: these are ECLs that result from all possible default events over the expected life of a financial instrument. The maximum period considered when estimating ECLs is the maximum contractual period over which the Group is exposed to credit risk.

ECLs are a probability-weighted estimate of credit losses. Credit losses are measured as the difference between all contractual cash flows that are due to the Group in accordance with the contract and all the cash flows that the Group expects to receive. The shortfall is then discounted at an approximation to the assets' original effective interest rate.

The Group has elected to measure loss allowances for trade receivables using HKFRS 9 simplified approach and has calculated ECLs based on lifetime ECLs. The Group has established a provision matrix that is based on the Group's historical credit loss experience, adjusted for forward-looking factors specific to the debtors and the economic environment.

For other debt financial assets, the ECLs are based on the 12-months ECLs. However, when there has been a significant increase in credit risk since origination, the allowance will be based on the lifetime ECLs.

NOTES TO THE CONSOLIDATED FINANCIAL STATEMENTS

FOR THE YEAR ENDED 30 SEPTEMBER 2022

3. BASIS OF PREPARATION AND SIGNIFICANT ACCOUNTING POLICIES (CONTINUED)

Financial Instruments (Continued)

(ii) Impairment loss on financial assets (Continued)

When determining whether the credit risk of a financial asset has increased significantly since initial recognition and when estimating ECL, the Group considers reasonable and supportable information that is relevant and available without undue cost or effort. This includes both quantitative and qualitative information analysis, based on the Group's historical experience and informed credit assessment and including forward-looking information.

The Group assumes that the credit risk on a financial asset has increased significantly if it is more than 30 days past due.

The Group considers a financial asset to be credit-impaired when: (1) the borrower is unlikely to pay its credit obligations to the Group in full, without recourse by the Group to actions such as realising security (if any is held); or (2) the financial asset is more than 90 days past due.

Interest income on credit-impaired financial assets is calculated based on the amortised cost (i.e. the gross carrying amount less loss allowance) of the financial asset. For non credit-impaired financial assets interest income is calculated based on the gross carrying amount.

The Group writes off a financial asset when there is information indicating that the counterparty is in severe financial difficulty and there is no realistic prospect of recovery, for example, when the counterparty has been placed under liquidation or has entered into bankruptcy proceedings. Financial assets written off may still be subject to enforcement activities under the Group's recovery procedures, taking into account legal advice where appropriate. A write-off constitutes a derecognition event. Any subsequent recoveries are recognised in profit or loss.

(iii) Financial liabilities

The Group classifies its financial liabilities, depending on the purpose for which the liabilities were incurred. Financial liabilities at amortised costs are initially measured at fair value, net of directly attributable costs incurred.

Financial liabilities at amortised cost

Financial liabilities at amortised cost including trade and other payables, amounts due to non-controlling interest and borrowings are subsequently measured at amortised cost, using the effective interest method. The related interest expense is recognised in profit or loss.

Gains or losses are recognised in profit or loss when the liabilities are derecognised as well as through the amortisation process.

NOTES TO THE CONSOLIDATED FINANCIAL STATEMENTS

FOR THE YEAR ENDED 30 SEPTEMBER 2022

3. BASIS OF PREPARATION AND SIGNIFICANT ACCOUNTING POLICIES (CONTINUED)

Financial Instruments (Continued)

(iv) *Effective interest method*

The effective interest method is a method of calculating the amortised cost of a financial asset or financial liability and of allocating interest income or interest expense over the relevant period. The effective interest rate is the rate that exactly discounts estimated future cash receipts or payments through the expected life of the financial asset or liability, or where appropriate, a shorter period.

(v) *Equity instruments*

Equity instruments issued by the Company are recorded at the proceeds received, net of direct issue costs.

(vi) *Derecognition*

The Group derecognises a financial asset when the contractual rights to the future cash flows in relation to the financial asset expire or when the financial asset has been transferred and the transfer meets the criteria for derecognition in accordance with HKFRS 9.

Financial liabilities are derecognised when the obligation specified in the relevant contract is discharged, cancelled or expires.

NOTES TO THE CONSOLIDATED FINANCIAL STATEMENTS

FOR THE YEAR ENDED 30 SEPTEMBER 2022

3. BASIS OF PREPARATION AND SIGNIFICANT ACCOUNTING POLICIES (CONTINUED)

Revenue recognition

Revenue from contracts with customers is recognised when control of goods or services is transferred to the customers at an amount that reflects the consideration to which the Group expects to be entitled in exchange for those goods or services, excluding those amounts collected on behalf of third parties. Revenue excludes value added tax or other sales taxes and is after deduction of any trade discounts.

Depending on the terms of the contract and the laws that apply to the contract, control of the goods or service may be transferred over time or at a point in time. Control of the goods or service is transferred over time if the Group's performance:

- provides all of the benefits received and consumed simultaneously by the customer;
- creates or enhances an asset that the customer controls as the Group performs; or
- does not create an asset with an alternative use to the Group and the Group has an enforceable right to payment for performance completed to date.

If control of the goods or services transfers over time, revenue is recognised over the period of the contract by reference to the progress towards complete satisfaction of that performance obligation. Otherwise, revenue is recognised at a point in time when the customer obtains control of the goods or service.

When the contract contains a financing component which provides the customer a significant benefit of financing the transfer of goods or services to the customer for more than one year, revenue is measured at the present value of the amounts receivable, discounted using the discount rate that would be reflected in a separate financing transaction between the Group and the customer at contract inception. Where the contract contains a financing component which provides a significant financing benefit to the Group, revenue recognised under that contract includes the interest expense accreted on the contract liability under the effective interest method. For contracts where the period between the payment and the transfer of the promised goods or services is one year or less, the transaction price is not adjusted for the effects of a significant financing component, using the practical expedient in HKFRS 15.

NOTES TO THE CONSOLIDATED FINANCIAL STATEMENTS

FOR THE YEAR ENDED 30 SEPTEMBER 2022

3. BASIS OF PREPARATION AND SIGNIFICANT ACCOUNTING POLICIES (CONTINUED)

Revenue recognition (Continued)

(i) *Sales of goods (i.e. visual and sound equipment, and home appliances)*

Customers obtain control of the goods when the visual and sound equipment, and home appliances are delivered to and has been accepted. Revenue is thus recognised upon when the customers accepted the visual and sound equipment, and home appliances. There is generally only one performance obligation. Invoices are usually payable within 30 days. Customers are normally required to pay deposit in advance. The advances received is recognised as contract liabilities.

Warranty is generally offered to customers in accordance with agreed-upon specification with the customers to maintain the specified performance as stated in the original contracts, therefore it is considered that the warranty is an assurance-type.

(ii) *Building management services*

Building management fees income is recognised over the period when services are provided.

(iii) *Contract liabilities*

A contract liability represents the Group's obligation to transfer services to a customer for which the Group has received consideration (or an amount of consideration is due) from the customer.

If the considerations (including advances received from customers) exceeds the revenue recognised to date under the output method then the Group recognises a contract liability for the difference.

NOTES TO THE CONSOLIDATED FINANCIAL STATEMENTS

FOR THE YEAR ENDED 30 SEPTEMBER 2022

3. BASIS OF PREPARATION AND SIGNIFICANT ACCOUNTING POLICIES (CONTINUED)

Revenue recognition (Continued)

(iv) Contract costs

The Group recognises an asset from the costs incurred to fulfil a contract when those costs meet all of the following criteria:

- (a) the costs relate directly to a contract or to an anticipated contract that the entity can specifically identify;
- (b) the costs generate or enhance resources of the entity that will be used in satisfying (or in continuing to satisfy) performance obligations in the future; and
- (c) the costs are expected to be recovered.

The asset recognised is subsequently amortised to profit or loss on a systematic basis that is consistent with the transfer to the customer of the goods or services to which the cost relate. The asset is subject to impairment review.

Revenue from other sources

(v) Rental income

Rental income under operating leases is recognised in profit or loss on a straight-line basis over the term of the relevant lease.

(vi) Dividend income

Dividend income from investments is recognised when the shareholders' rights to receive payment have been established.

(vii) Interest income

Interest income is recognised on a time-proportion basis using the effective interest method. When a receivable is impaired, the Group reduces the carrying amount to its recoverable amount, being the estimated future cash flows discounted at the original effective interest rate of the instrument, and continues unwinding the discount as interest income. Interest income on impaired loans is recognised using the original effective interest rate.

NOTES TO THE CONSOLIDATED FINANCIAL STATEMENTS

FOR THE YEAR ENDED 30 SEPTEMBER 2022

3. BASIS OF PREPARATION AND SIGNIFICANT ACCOUNTING POLICIES (CONTINUED)

Leasing

Definition of a lease

A contract is, or contains, a lease if the contract conveys a right to control the use of an identified asset for a period of time in exchange for consideration.

Accounting as a lessor

The Group has leased out its investment properties to a number of tenants. Rental income from operating leases is recognised in profit or loss on a straight-line basis over the term of the relevant lease. Initial direct costs incurred in negotiating and arranging an operating lease are added to the carrying amount of the leased asset and recognised as an expense on the straight-line basis over the lease term.

Accounting as a lessee

All leases are required to be capitalised in the consolidated statement of financial position as right-of-use assets and lease liabilities, but accounting policy choices exist for an entity to choose not to capitalise (i) leases which are short-term leases and/or (ii) leases for which the underlying asset is of low-value. The Group has elected not to recognise right-of-use assets and lease liabilities for low-value assets and leases for which at the commencement date have a lease term less than 12 months. The lease payments associated with those leases have been expensed on straight-line basis over the lease term.

Right-of-use assets

The right-of-use assets should be recognised at cost and would comprise: (i) the amount of the initial measurement of the lease liability (see below for the accounting policy to account for lease liability); (ii) any lease payments made at or before the commencement date, less any lease incentives received; (iii) any initial direct costs incurred by the lessee and (iv) an estimate of costs to be incurred by the lessee in dismantling and removing the underlying asset to the condition required by the terms and conditions of the lease, unless those costs are incurred to produce inventories. Except for right-of-use asset that meets the definition of an investment property, the Group measures the right-of-use assets applying a cost model. Under the cost model, the Group measures the right-to-use assets at cost, less any accumulated depreciation and any impairment losses, and adjusted for any remeasurement of lease liability.

The Group accounts for leasehold land and buildings that are held for rental or capital appreciation purpose under HKAS 40 and are carried at fair value. For right-of-use asset that meets the definition of a leasehold land and buildings held for own use, they are carried at cost less accumulated depreciation and any accumulated losses.

NOTES TO THE CONSOLIDATED FINANCIAL STATEMENTS

FOR THE YEAR ENDED 30 SEPTEMBER 2022

3. BASIS OF PREPARATION AND SIGNIFICANT ACCOUNTING POLICIES (CONTINUED)

Leasing (Continued)

Lease liability

The lease liability is recognised at the present value of the lease payments that are not paid at the date of commencement of the lease. The lease payments are discounted using the interest rate implicit in the lease, if that rate can be readily determined. If that rate cannot be readily determined, the Group uses the Group's incremental borrowing rate.

The following payments for the right-to-use the underlying asset during the lease term that are not paid at the commencement date of the lease are considered to be lease payments: (i) fixed payments less any lease incentives receivable; (ii) variable lease payments that depend on an index or a rate, initially measured using the index or rate as at commencement date; (iii) amounts expected to be payable by the lessee under residual value guarantees; (iv) the exercise price of a purchase option if the lessee is reasonably certain to exercise that option; and (v) payments of penalties for terminating the lease, if the lease term reflects the lessee exercising an option to terminate the lease.

Subsequent to the commencement date, the Group measures the lease liability by: (i) increasing the carrying amount to reflect interest on the lease liability; (ii) reducing the carrying amount to reflect the lease payments made; and (iii) remeasuring the carrying amount to reflect any reassessment or lease modifications, e.g., a change in future lease payments arising from change in an index or rate, a change in the lease term, a change in the in substance fixed lease payments or a change in assessment to purchase the underlying asset.

NOTES TO THE CONSOLIDATED FINANCIAL STATEMENTS

FOR THE YEAR ENDED 30 SEPTEMBER 2022

3. BASIS OF PREPARATION AND SIGNIFICANT ACCOUNTING POLICIES (CONTINUED)

Intangible assets (other than goodwill)

Intangible assets acquired separately are initially recognised at cost. Subsequently, intangible assets with finite useful lives are carried at cost less accumulated amortisation and accumulated impairment losses.

Amortisation is provided on a straight-line basis over their useful lives as follows. Intangible assets with indefinite useful lives are carried at cost less any accumulated impairment losses. The amortisation expense is recognised in profit or loss and included in administrative expenses.

Software	5 years
----------	---------

Government grants

Grants from the government are recognised at their fair value where there is a reasonable assurance that the grant will be received and the Group will comply with all attached conditions.

Government grants relating to costs are deferred and recognised in the profit or loss over the period necessary to match them with the costs that they are intended to compensate.

NOTES TO THE CONSOLIDATED FINANCIAL STATEMENTS

FOR THE YEAR ENDED 30 SEPTEMBER 2022

3. BASIS OF PREPARATION AND SIGNIFICANT ACCOUNTING POLICIES (CONTINUED)

Retirement benefit scheme

Payments to defined contribution retirement benefit plans (i.e. the Mandatory Provident Fund Scheme) are recognised as an expense when employees have rendered service entitling them to the contributions.

Short-term and other long-term employee benefits

Short-term employee benefits are recognised at the undiscounted amount of the benefits expected to be paid as and when employees rendered the services. All short-term employee benefits are recognised as an expense unless another HKFRS requires or permits the inclusion of the benefit in the cost of an asset. A liability is recognised for benefits accruing to employees (such as wages and salaries, annual leave and sick leave) after deducting any amount already paid.

Borrowing costs

Borrowing costs directly attributable to the acquisition, construction or production of qualifying assets, which are assets that necessarily take a substantial period of time to get ready for their intended use or sale, are added to the cost of those assets until such time as the assets are substantially ready for their intended use or sale.

Investment income earned on the temporary investment of specific borrowings pending their expenditure on qualifying assets is deducted from the borrowing costs eligible for capitalisation.

All other borrowing costs are recognised in profit or loss in the period in which they are incurred.

NOTES TO THE CONSOLIDATED FINANCIAL STATEMENTS

FOR THE YEAR ENDED 30 SEPTEMBER 2022

3. BASIS OF PREPARATION AND SIGNIFICANT ACCOUNTING POLICIES (CONTINUED)

Provisions and contingent liabilities

Provisions are recognised for liabilities of uncertain timing or amount when the Group has a legal or constructive obligation arising as a result of a past event, which it is probable will result in an outflow of economic benefits that can be reliably estimated.

Where it is not probable that an outflow of economic benefits will be required, or the amount cannot be estimated reliably, the obligation is disclosed as a contingent liability, unless the probability of outflow of economic benefits is remote. Possible obligations, the existence of which will only be confirmed by the occurrence or non-occurrence of one or more future events, are also disclosed as contingent liabilities unless the probability of outflow of economic benefits is remote.

Related parties

- (a) A person or a close member of that person's family is related to the Group if that person:
 - (i) has control or joint control over the Group;
 - (ii) has significant influence over the Group; or
 - (iii) is a member of key management personnel of the Group or the Company's parent.

NOTES TO THE CONSOLIDATED FINANCIAL STATEMENTS

FOR THE YEAR ENDED 30 SEPTEMBER 2022

3. BASIS OF PREPARATION AND SIGNIFICANT ACCOUNTING POLICIES (CONTINUED)

Related parties (Continued)

- (b) An entity is related to the Group if any of the following conditions apply:
- (i) The entity and the Group are members of the same group (which means that each parent, subsidiary and fellow subsidiary is related to the others).
 - (ii) One entity is an associate or joint venture of the other entity (or an associate or joint venture of a member of a group of which the other entity is a member).
 - (iii) Both entities are joint ventures of the same third party.
 - (iv) One entity is a joint venture of a third entity and the other entity is an associate of the third entity.
 - (v) The entity is a post-employment benefit plan for the benefit of the employees of the Group or an entity related to the Group.
 - (vi) The entity is controlled or jointly controlled by a person identified in (a).
 - (vii) A person identified in (a)(i) has significant influence over the entity or is a member of key management personnel of the entity (or of a parent of the entity).
 - (viii) The entity, or any member of a group of which it is a part, provides key management personnel services to the group or to the group's parent.

Close members of the family of a person are those family members who may be expected to influence, or be influenced by, that person in their dealings with the entity and include:

- (i) that person's children and spouse or domestic partner;
- (ii) children of that person's spouse or domestic partner; and
- (iii) dependents of that person or that person's spouse or domestic partner.

NOTES TO THE CONSOLIDATED FINANCIAL STATEMENTS

FOR THE YEAR ENDED 30 SEPTEMBER 2022

4. CRITICAL ACCOUNTING JUDGEMENTS AND KEY SOURCES OF ESTIMATION UNCERTAINTY

In the application of the Group's accounting policies which are described in note 3, the directors of the Company are required to make judgements, estimates and assumptions about the carrying amounts of assets and liabilities that are not readily apparent from other sources. The estimates and associated assumptions are based on historical experience and other factors that are considered to be relevant. Actual results may differ from these estimates.

The following is the critical judgement, apart from those involving estimations (which are dealt with separately below), that management has made in the process of applying the Group's accounting policies and that have the most significant effect on the amounts recognised in the consolidated financial statements.

The estimates and underlying assumptions are reviewed on an ongoing basis. Revisions to accounting estimates are recognised in the period in which the estimate is revised if the revision affects only that period, or in the period of the revision and future periods if the revision affects both current and future periods.

(i) Critical judgements in applying accounting policies

Going concern assumption

These consolidated financial statements have been prepared on a going concern basis. The directors of the Company believe that the Group will have sufficient funds to finance its current working capital requirements in the next twelve months from the end of the reporting date taking into account of the unutilised banking facilities of approximately HK\$1,093,668,000 as at 30 September 2022. Details are explained in note 3 to the consolidated financial statements.

(ii) Key sources of estimation uncertainty

In addition to information disclosed elsewhere in these consolidated financial statements, other key sources estimation uncertainty that have significant risk of resulting in a material adjustment to the carrying amounts of the assets and liabilities within next financial period are as follows:

NOTES TO THE CONSOLIDATED FINANCIAL STATEMENTS

FOR THE YEAR ENDED 30 SEPTEMBER 2022

4. CRITICAL ACCOUNTING JUDGEMENTS AND KEY SOURCES OF ESTIMATION UNCERTAINTY (CONTINUED)

(ii) Key sources of estimation uncertainty (Continued)

(a) *Deferred taxation on investment properties*

For the purposes of measuring deferred tax liabilities or deferred tax assets arising from investment properties that are using the fair value model, the directors of the Company have reviewed the Group's investment property portfolios and concluded that the Group's investment properties situated in Hong Kong are not held under a business model whose objective is to consume substantially all of the economic benefits embodied in the investment properties over time rather than through sale whereas those situated in the People's Republic of China ("PRC") are held under such a business model. Therefore, the presumption that the carrying amounts of investment properties are recovered entirely through sale is rebutted for properties situated in the PRC but is not rebutted for properties situated in Hong Kong. However, the Group has not recognised any deferred taxes on changes in fair value of these investment properties located in Hong Kong as the Group is not subject to any income tax on disposal of these investment properties. The presumption that the carrying amount of the Group's investment properties in the PRC is to recover through sale rather than through use has been rebutted and deferred tax on the changes in fair value is recognised according to the relevant tax rules.

(b) *Fair value measurement*

A number of assets and liabilities included in the Group's consolidated financial statements require measurement at and/or disclosure of fair value.

The fair value measurement of the Group's financial and non-financial assets and liabilities utilises market observable inputs and data as far as possible. Inputs used in determining fair value measurements are categorised into different levels based on how observable the inputs used in the valuation technique utilised are (the "fair value hierarchy"):

- Level 1: Quoted prices in active markets for identical items (unadjusted);
- Level 2: Observable direct or indirect inputs other than Level 1 inputs;
- Level 3: Unobservable inputs (i.e. not derived from market data).

The classification of an item into the above levels is based on the lowest level of the inputs used that has a significant effect on the fair value measurement of the item. Transfers of items between levels are recognised in the period they occur.

NOTES TO THE CONSOLIDATED FINANCIAL STATEMENTS

FOR THE YEAR ENDED 30 SEPTEMBER 2022

4. CRITICAL ACCOUNTING JUDGEMENTS AND KEY SOURCES OF ESTIMATION UNCERTAINTY (CONTINUED)

(ii) Key sources of estimation uncertainty (Continued)

(b) Fair value measurement (Continued)

The Group measures a number of items at fair value:

- Investment properties (Note 13);
- Financial assets at fair value through other comprehensive income (Note 17); and
- Financial assets at fair value through profit or loss (Note 19).

(c) Fair value of investment properties

Investment properties are carried at their fair value in the consolidated statement of financial position at the end of the reporting period, details of which are disclosed in note 13. The fair value of the investment properties was determined by reference to valuations conducted on these properties by an independent qualified external valuer using property valuation techniques which involve certain assumptions of prevailing market conditions. Favourable or unfavourable changes to these assumptions may result in changes in the fair value of the Group's investment properties and corresponding adjustments to the changes in fair value reported in the consolidated statement of profit or loss and other comprehensive income and the carrying amount of these properties included in the consolidated statement of financial position. The carrying amount of investment properties at 30 September 2022 is approximately HK\$5,518,924,000 (2021: 5,235,958,000).

(d) Impairment of trade receivables, other receivables and amount due from a joint venture

The Group's management determines the provision for impairment of receivables on a forward-looking basis. In making the judgement, management considers available reasonable and supportive forward-looking information such as actual or expected significant changes in the operating results of debtors, actual or expected significant adverse changes in business and debtors' financial position.

At the end of each reporting periods, the historical observed default rates would be reassessed and changes in the forward-looking estimates are analysed. The assessment of the correlation among historical observed default rates, forecast economic conditions and ECLs is a significant estimate. The amount of ECLs is sensitive to changes in circumstances and forecast economic conditions. The Group's historical credit loss experience and forecast of economic conditions may also not be representative of customer's actual default in the future. The information about the ECLs and the Group's trade receivables, other receivables and amount due from a joint venture are disclosed in note 35(b) to the consolidated financial statements.

NOTES TO THE CONSOLIDATED FINANCIAL STATEMENTS

FOR THE YEAR ENDED 30 SEPTEMBER 2022

4. CRITICAL ACCOUNTING JUDGEMENTS AND KEY SOURCES OF ESTIMATION UNCERTAINTY (CONTINUED)

(ii) Key sources of estimation uncertainty (Continued)

(e) *Depreciation and amortisation*

The Group depreciates property, plant and equipment and amortises intangible assets with finite useful lives using straight-line method over the estimated useful lives, starting from the date on which the assets are placed into use. The estimated useful lives reflect the directors' estimate of the periods that the Group intends to derive future economic benefits from the use of the Group's property, plant and equipment and intangible assets. The carrying amounts of property, plant and equipment and intangible assets are disclosed in notes 14 and 15 respectively.

(f) *Income taxes*

Significant judgement is required in determining the provision for income taxes. There are many transactions and calculations for which the ultimate tax determination is uncertain during the ordinary course of business. The Group recognises liabilities for anticipated tax based on estimates of whether additional taxes will be due. Where the final tax outcome of these matters is different from the amounts that were initially recorded, such differences, of course, will impact upon the income tax and deferred tax provision in the period in which such determination is made.

(g) *Impairment of non-financial assets (other than goodwill)*

The Group assesses at the end of each reporting period whether there is an indication that an asset may be impaired. If any such indication exists, the Group makes an estimate of the recoverable amount of the asset. This requires an estimation of the value-in-use of the cash-generating unit to which the asset is allocated. Estimating the value-in-use requires the Group to make an estimate of the expected future cash flows from the cash-generating unit and also to choose a suitable discount rate in order to calculate the present value of those cash flows. A change in the estimated future cash flows and/or the discount rate applied will result in an adjustment to the estimated impairment provision previously made. The information for the impairment assessment on the Group's software is disclosed in note 15.

(h) *Impairment of goodwill*

Determining whether goodwill is impaired requires an estimation of the value-in-use of the cash-generating units to which goodwill has been allocated. The value-in-use calculation requires the directors to estimate the future cash flows expected to arise from the cash-generating unit and a suitable discount rate in order to calculate the information of impairment assessment and the present value. The carrying amount of goodwill is disclosed in note 15.

NOTES TO THE CONSOLIDATED FINANCIAL STATEMENTS

FOR THE YEAR ENDED 30 SEPTEMBER 2022

4. CRITICAL ACCOUNTING JUDGEMENTS AND KEY SOURCES OF ESTIMATION UNCERTAINTY (CONTINUED)

(ii) Key sources of estimation uncertainty (Continued)

(i) Estimated net realisable value of inventories

Allowance for slow-moving inventories is made based on the ageing and estimated net realisable value of inventories. The assessment of the allowance amount involves judgement and estimates. Where the actual outcome in future is different from the original estimate, such difference will impact the carrying value of inventories and allowance charge/write-back in the period in which such estimate has been changed.

5. REVENUE AND SEGMENT INFORMATION

An analysis of revenue is as follows:

	2022	2021
	HK\$'000	HK\$'000
Revenue from contracts with customers		
Sales of goods	40,766	47,755
Building management services	10,997	9,521
	51,763	57,276
Revenue from other sources		
– Rental income	106,133	91,962
– Dividend income	5,654	4,901
	111,787	96,863
Total revenue	163,550	154,139

The following table provides information about timing of revenue recognition:

	Property investment and management		Trading of goods		Securities investment		Total	
	2022	2021	2022	2021	2022	2021	2022	2021
	HK\$'000	HK\$'000	HK\$'000	HK\$'000	HK\$'000	HK\$'000	HK\$'000	HK\$'000
At a point in time	-	-	40,766	47,755	-	-	40,766	47,755
Over time	10,997	9,521	-	-	-	-	10,997	9,521
	10,997	9,521	40,766	47,755	-	-	51,763	57,276
Revenue from other sources	106,133	91,962	-	-	5,654	4,901	111,787	96,863
	117,130	101,483	40,766	47,755	5,654	4,901	163,550	154,139

NOTES TO THE CONSOLIDATED FINANCIAL STATEMENTS

FOR THE YEAR ENDED 30 SEPTEMBER 2022

5. REVENUE AND SEGMENT INFORMATION (CONTINUED)

The Group's operating segments based on information reported to the chief operating decision maker (the "CODM") (i.e. the managing director of the Company) for the purpose of resource allocation and performance assessment are as follows:

Property investment and management	– letting and management of commercial, industrial and residential properties
Trading of goods	– trading of visual and sound equipment, and home appliances
Securities investment	– investment in securities

The following is an analysis of the Group's revenue and results by operating and reportable segment:

Year ended 30 September 2022

	Property investment and management	Trading of goods	Securities investment	Segment total	Eliminations	Consolidated
	HK\$'000	HK\$'000	HK\$'000	HK\$'000	HK\$'000	HK\$'000
REVENUE						
External	117,130	40,766	5,654	163,550	–	163,550
Inter-segment	1,905	661	–	2,566	(2,566)	–
	119,035	41,427	5,654	166,116	(2,566)	163,550
Segment profit/(loss) (Notes i and ii)	44,990	(1,216)	(793)	42,981	–	42,981
Unallocated other income and gains						15,753
Corporate expenses						(28,419)
Finance costs on bank borrowings						(5,203)
Share of losses of joint ventures						(3,718)
Profit before income tax						21,394

- Notes: i. Segment profit of property investment and management business included a decrease in fair value of investment properties of approximately HK\$27,174,000.
- ii. Segment profit of securities investment business included a decrease in fair value of financial assets at FVTPL of approximately HK\$6,792,000.

NOTES TO THE CONSOLIDATED FINANCIAL STATEMENTS

FOR THE YEAR ENDED 30 SEPTEMBER 2022

5. REVENUE AND SEGMENT INFORMATION (CONTINUED)

Year ended 30 September 2021

	Property investment and management	Trading of goods	Securities investment	Segment total	Eliminations	Consolidated
	HK\$'000	HK\$'000	HK\$'000	HK\$'000	HK\$'000	HK\$'000
REVENUE						
External	101,483	47,755	4,901	154,139	–	154,139
Inter-segment	3,593	1,669	–	5,262	(5,262)	–
	105,076	49,424	4,901	159,401	(5,262)	154,139
Segment profit (Notes i and ii)	157,526	2,886	11,557	171,969	–	171,969
Unallocated other income and gains						18,606
Corporate expenses						(22,799)
Finance costs on bank borrowings						(1,097)
Share of losses of joint ventures						(19,036)
Profit before income tax						147,643

Notes: i. Segment profit of property investment and management business included an increase in fair value of investment properties of approximately HK\$95,228,000.

ii. Segment profit of securities investment business included an increase in fair value of financial assets at FVTPL of approximately HK\$7,306,000.

Inter-segment revenue is charged at mutually agreed terms.

Segment profit/(loss) represents the profit earned/(loss incurred) by each segment without allocation of certain other income and gains (mainly including interest income, dividend income from equity instrument at FVOCI, exchange gain and government subsidies), corporate expenses, finance costs, share of losses of joint ventures. This is the measure reported to the CODM for the purposes of resource allocation and performance assessment.

NOTES TO THE CONSOLIDATED FINANCIAL STATEMENTS

FOR THE YEAR ENDED 30 SEPTEMBER 2022

5. REVENUE AND SEGMENT INFORMATION (CONTINUED)

No segment assets and liabilities are presented as the information is not regularly reported to the CODM in the resource allocation and assessment of performance processes.

Other segment information

Amounts included in the measurement of segment profit/(loss):

Year ended 30 September 2022

	Property investment and management	Trading of goods	Securities investment
	<i>HK\$'000</i>	<i>HK\$'000</i>	<i>HK\$'000</i>
(Reversal of)/provision for impairment on trade and other receivables	(1,944)	119	–
Provision for impairment on deposits	40	36	–
Depreciation on property, plant and equipment	905	236	–
Depreciation on right-of-use assets	8	–	–
Amortisation of intangible assets	–	260	–
Impairment loss of goodwill and intangible assets	–	1,158	–
Loss on disposal of property, plant and equipment	2	–	–
Capital expenditure	942	4,232	–

Year ended 30 September 2021

	Property investment and management	Trading of goods	Securities investment
	<i>HK\$'000</i>	<i>HK\$'000</i>	<i>HK\$'000</i>
Reversal of provision for impairment on trade and other receivables	(1,707)	(33)	–
Depreciation on property, plant and equipment	581	193	–
Depreciation on right-of-use assets	8	–	–
Amortisation of intangible assets	–	43	–
Loss on disposal of property, plant and equipment	–	2	–
Capital expenditure	370	45	–

NOTES TO THE CONSOLIDATED FINANCIAL STATEMENTS

FOR THE YEAR ENDED 30 SEPTEMBER 2022

5. REVENUE AND SEGMENT INFORMATION (CONTINUED)

Geographical information

Substantially all of the Group's non-current assets (based on the location of assets) and revenue attributable to customers (based on the location of goods delivered and services provided) are located in Hong Kong in both years. In regards to the investment properties located in the PRC, details are disclosed in note 13.

Information about major customers

The Group's customer base is diversified and includes only the following customer with whom transactions have exceeded 10% of the Group's revenue. Revenue derived from this customer is as follows:

	Revenue from external customer	
	2022	2021
	HK\$'000	HK\$'000
Customer A [#]	n/a	15,808

[#] Attributable to segment of trading of goods

n/a Transactions did not exceed 10% of the Group's revenue

6. OTHER INCOME AND GAINS

	2022	2021
	HK\$'000	HK\$'000
Dividend income from equity instruments designated at FVOCI	3,113	4,151
Imputed interest income on amount due from a joint venture	9,020	6,433
Interest income		
– Bank deposits	75	251
– Debt instruments at FVOCI	858	1,488
Exchange gain	–	3,253
Gain on release of investment revaluation reserve upon disposal of debt instrument at FVOCI	228	12
Sundry income (Note)	2,459	3,018
	15,753	18,606

Note: Sundry income included the unconditional and one-off government subsidies from the Anti-epidemic Fund launched by Hong Kong Special Administrative Region Government. There were no unfulfilled conditions as at 30 September 2022 and 2021.

NOTES TO THE CONSOLIDATED FINANCIAL STATEMENTS

FOR THE YEAR ENDED 30 SEPTEMBER 2022

7. PROFIT BEFORE INCOME TAX

	2022	2021
	HK\$'000	HK\$'000
Profit before income tax has been arrived at after charging/(crediting):		
Auditor's remuneration	710	688
Loss on disposal of property, plant and equipment	2	2
Amortisation of intangible assets	260	43
Depreciation on property, plant and equipment		
– owned property, plant and equipment	1,141	1,591
– right-of-use-assets including within leasehold land in Hong Kong under long lease	8	8
Provision for impairment loss on amount due from a joint venture	3,559	6,958
Impairment loss of goodwill	786	400
Impairment loss of intangible assets	372	–
Provision for inventories written down	974	173
Exchange loss/(gain), net	10,072	(3,253)
Modification loss on amount due from a joint venture (Note)	7,895	–
Reversal of impairment loss on trade and other receivables	(1,825)	(1,740)
Provision for impairment loss on deposits	76	–
Gross rental income from investment properties	(106,133)	(91,962)
Less: Direct operating expenses arising from investment properties that generated rental income	22,756	24,387
	(83,377)	(67,575)

Note: Modification loss on amount due from a joint venture was mainly due to change of contractual terms of dividend receivable from the joint venture during the year ended 30 September 2022.

NOTES TO THE CONSOLIDATED FINANCIAL STATEMENTS

FOR THE YEAR ENDED 30 SEPTEMBER 2022

8. INCOME TAX EXPENSE

Income tax has been recognised in profit or loss as following:

	2022	2021
	HK\$'000	HK\$'000
Current tax		
– Hong Kong profits tax	4,744	5,471
– PRC Enterprise Income Tax	149	132
(Over)/under provision in prior years	(119)	322
	4,774	5,925
Deferred tax (Note 26)	3,226	4,646
	8,000	10,571

Hong Kong profits tax is calculated at the rate of 16.5% (2021: 16.5%) on the estimated assessable profits arising in Hong Kong, except for the first HK\$2,000,000 of qualified group entity's assessable profit is calculated at 8.25%, which is in accordance with the two-tiered profits tax rates regime.

The Company's subsidiaries in the PRC are subject to the PRC enterprise income tax. The applicable PRC enterprise income tax rate for the PRC subsidiaries is 25% (2021: 25%) for the years ended 30 September 2022 and 2021.

The income tax expense can be reconciled to the profit before income tax per the consolidated statement of profit or loss and other comprehensive income as follows:

	2022	2021
	HK\$'000	HK\$'000
Profit before income tax	21,394	147,643
Tax calculated at the rates applicable to profits or losses in the tax jurisdiction concerned	3,530	24,361
Tax effect of non-deductible expenses	8,629	2,208
Tax effect of non-taxable income	(6,628)	(20,108)
Tax effect of share of losses of joint ventures	613	3,141
Tax effect of tax losses not recognised	672	265
Tax loss utilised	(678)	(44)
(Over)/under provision in prior years	(119)	322
Others	1,981	426
Income tax expense	8,000	10,571

NOTES TO THE CONSOLIDATED FINANCIAL STATEMENTS

FOR THE YEAR ENDED 30 SEPTEMBER 2022

9. DIVIDENDS

	2022	2021
	<i>HK\$'000</i>	<i>HK\$'000</i>
Dividend recognised as distributions during the year:		
Final dividend for the year ended 30 September 2021 of HK34 cents per ordinary share (2021: for the year ended 30 September 2020 of HK34 cents per ordinary share)	37,461	37,461
Interim dividend for the year ended 30 September 2022 of HK4 cents per ordinary share (2021: for the year ended 30 September 2021 of HK4 cents per ordinary share)	4,407	4,407
	41,868	41,868
Dividend proposed:		
Final dividend for the year ended 30 September 2022 of HK34 cents per ordinary share (2021: for the year ended 30 September 2021 of HK34 cents per ordinary share)	37,461	37,461

The final dividend of HK34 cents (2021: HK34 cents) per share has been proposed by the Board of Directors of the Company and is subject to approval by the shareholders at the forthcoming annual general meeting.

10. EARNINGS PER SHARE

The calculation of the basic earnings per share is based on the profit for the year attributable to the owners of the Company of approximately HK\$14,795,000 (2021: approximately HK\$137,121,000) and on 110,179,385 (2021: 110,179,385) ordinary shares in issue during the year.

There were no potential ordinary shares in issue during both years and at the end of both reporting periods.

NOTES TO THE CONSOLIDATED FINANCIAL STATEMENTS

FOR THE YEAR ENDED 30 SEPTEMBER 2022

11. DIRECTORS' AND CHIEF EXECUTIVE'S EMOLUMENTS

The emoluments paid or payable to the six (2021: seven) directors of the Company are as follows:

	Fees	Basic salaries, allowances and benefits- in-kind	Contributions to retirement benefit scheme	Total
	HK\$'000	HK\$'000	HK\$'000	HK\$'000
Year ended 30 September 2022				
<i>Executive Directors:</i>				
Wong Tat Chang, Abraham	110	2,262	–	2,372
Wong Tat Kee, David	110	–	–	110
Wong Tat Sum, Samuel	110	–	–	110
<i>Independent non-executive Directors:</i>				
Li Kwok Sing, Aubrey	110	150	–	260
Sit Hoi Wah, Kenneth	110	110	–	220
Seto Gin Chung, John	110	60	–	170
	660	2,582	–	3,242
Year ended 30 September 2021				
<i>Executive Directors:</i>				
Wong Tat Chang, Abraham	110	2,262	–	2,372
Wong Tat Kee, David	110	–	–	110
Wong Tat Sum, Samuel	110	–	–	110
<i>Independent non-executive Directors:</i>				
Lam Hsieh Lee Chin, Linda (retired on 1 December 2020)	18	–	–	18
Li Kwok Sing, Aubrey	110	150	–	260
Sit Hoi Wah, Kenneth	110	120	–	230
Seto Gin Chung, John	110	60	–	170
	678	2,592	–	3,270

Mr. Wong Tat Chang, Abraham is also the Chairman and Managing Director of the Company and his emoluments disclosed above include those for services rendered by him as the Chairman and Managing Director.

NOTES TO THE CONSOLIDATED FINANCIAL STATEMENTS

FOR THE YEAR ENDED 30 SEPTEMBER 2022

11. DIRECTORS' AND CHIEF EXECUTIVE'S EMOLUMENTS (CONTINUED)

The executive directors' emoluments shown above were for their services in connection with the management of the affairs of the Company and the Group.

The independent non-executive directors' emoluments shown above were for their services as Directors of the Company.

There was no arrangement under which a director or the Chairman and Managing Director waived or agreed to waive any remuneration during the years ended 30 September 2022 and 2021.

12. EMPLOYEES' EMOLUMENTS

Of the five individuals with the highest emoluments in the Group during the year ended 30 September 2022, one (2021: one) was a director of the Company whose emoluments have been included in note 11 above. The emoluments of the remaining four (2021: four) individuals were as follows:

	2022	2021
	<i>HK\$'000</i>	<i>HK\$'000</i>
Basic salaries, allowances and benefits-in-kind	4,188	4,153
Performance related bonus	1,035	1,004
Contributions to retirement benefit scheme	79	79
	5,302	5,236

Their emoluments were within the following bands:

	2022	2021
	No. of employees	No. of employees
Nil to HK\$1,000,000	2	2
HK\$1,000,001 to HK\$1,500,000	1	1
HK\$1,500,001 to HK\$2,000,000	–	1
HK\$2,000,001 to HK\$2,500,000	1	–

The emoluments paid or payable to members of senior management were within the following bands:

	2022	2021
	No. of employees	No. of employees
Nil to HK\$1,000,000	1	1
HK\$1,000,001 to HK\$1,500,000	–	–
HK\$1,500,001 to HK\$2,000,000	–	1
HK\$2,000,001 to HK\$2,500,000	1	–

NOTES TO THE CONSOLIDATED FINANCIAL STATEMENTS

FOR THE YEAR ENDED 30 SEPTEMBER 2022

13. INVESTMENT PROPERTIES

	<i>HK\$'000</i>
FAIR VALUE	
At 1 October 2020	5,118,941
Addition during the year	21,789
Increase in fair value recognised in the profit or loss	<u>95,228</u>
At 30 September 2021 and 1 October 2021	5,235,958
Addition during the year	318,375
Decrease in fair value recognised in the profit or loss	(27,174)
Exchange loss	(8,235)
At 30 September 2022	<u>5,518,924</u>

- (a) All of the Group's property interests in land held under operating leases to earn rentals are classified and accounted for as investment properties and measured using the fair value model.
- (b) An analysis of the increase/(decrease) in fair value of investment properties is set out below:

	2022	2021
	<i>HK\$'000</i>	<i>HK\$'000</i>
Properties located in Hong Kong:		
Residential	(9,027)	95,869
Commercial	(8,107)	(8,959)
Industrial	(10,040)	4,400
Properties located in the PRC:		
Residential (<i>Note</i>)	–	<u>3,918</u>
	(27,174)	95,228

Note: Revenue contributed by the investment properties with fair value of approximately HK\$86,544,000 (2021: HK\$94,779,000) located in the PRC is approximately HK\$1,651,000 (2021: HK\$1,541,000) for the year ended 30 September 2022.

NOTES TO THE CONSOLIDATED FINANCIAL STATEMENTS

FOR THE YEAR ENDED 30 SEPTEMBER 2022

13. INVESTMENT PROPERTIES (CONTINUED)

(c) Fair value measurements and valuation processes

In estimating the fair value of the Group's investment properties, the Group used market observable data to the extent it is available. Where level 1 inputs are not available, the Group engages third party qualified valuer to perform the valuation of the Group's investment properties. At the end of each reporting period, the Group works closely with the qualified external valuer to establish and determine the appropriate valuation techniques and inputs for Level 2 and Level 3 fair value measurements. The Group will first consider and adopt Level 2 inputs where inputs can be derived from observable quoted prices in the active market. When level 2 inputs are not available, the Group will adopt valuation techniques that include Level 3 inputs. Where there is a material change in the fair value of the assets, the causes of the fluctuations will be reported to the Directors of the Company.

The Group's investment properties at 30 September 2022 and 2021 were stated at fair value which had been arrived at on the basis of a valuation carried out as at those dates by Cushman & Wakefield Limited, which is a firm of independent qualified external valuers not connected with the Group, a member of the Hong Kong Institute of Surveyors and has appropriate qualifications and recent experiences in the valuation of similar properties in the relevant locations.

The valuations have been arrived at using direct comparison method or income capitalisation method, where appropriate. In the valuation, the market rentals of all lettable units of the properties are assessed by reference to the rentals achieved in the lettable units as well as other lettings of similar properties in the neighbourhood. The capitalisation rate adopted, being the reversion yield, is made by reference to the yield rates observed by the valuer for the similar properties in the locality and adjusted based on the valuer's knowledge of the factors specific to the respective properties.

In estimating the fair value of the properties, the highest and best use of the properties is their current use.

The following table gives information about how the fair values of these investment properties are determined (in particular, the valuation techniques and inputs used), as well as the fair value hierarchy into which the fair value measurements are categorised (Levels 1 to 3) based on the degree to which the inputs to the fair value measurements is observable.

NOTES TO THE CONSOLIDATED FINANCIAL STATEMENTS

FOR THE YEAR ENDED 30 SEPTEMBER 2022

13. INVESTMENT PROPERTIES (CONTINUED)

(c) Fair value measurements and valuation processes (Continued)

As at 30 September 2022

Investment properties held by the Group in the consolidated statement of financial position	Fair value hierarchy	Valuation technique(s) and key input(s)	Significant unobservable input(s)	Relationship of unobservable inputs to fair value
Investment properties in Hong Kong	Level 3	Direct comparison method The key input is (1) Unit sale rate	Unit sale rate, taking into account the location, and individual factors, such as frontage and size, between the comparable and the property, of ranging from HK\$833,000 to HK\$1,280,000 per unit for car park spaces.	An increase in the unit sale rate used would result in an increase in the fair value measurement of the investment properties by the same percentage increase, and vice versa.
Investment properties in Hong Kong	Level 3	Income capitalisation method The key inputs are (1) Reversion yield (2) Monthly market rent	Reversion yield, taking into account of the capitalisation of rental income potential, nature of the property and prevailing market condition, of ranging from 1.5% to 7.0%. Monthly market rents, taking into account of location and individual factors such as frontage and size, between the comparable and the property, of ranging from HK\$11 to HK\$103.4 per square feet per month on lettable area basis.	A slight increase in the reversion yield used would result in a significant decrease in the fair value measurement of the investment properties, and vice versa. An increase in the monthly market rent used would result in an increase in the fair value measurement of the investment properties by the same percentage, and vice versa.

NOTES TO THE CONSOLIDATED FINANCIAL STATEMENTS

FOR THE YEAR ENDED 30 SEPTEMBER 2022

13. INVESTMENT PROPERTIES (CONTINUED)

(c) Fair value measurements and valuation processes (Continued)

As at 30 September 2022 (Continued)

Investment properties held by the Group in the consolidated statement of financial position	Fair value hierarchy	Valuation technique(s) and key input(s)	Significant unobservable input(s)	Relationship of unobservable inputs to fair value
Investment properties in the PRC	Level 3	Income capitalisation method		
		The key inputs are		
		(1) Reversion yield	Reversion yield, taking into account of the capitalisation of rental income potential, nature of the property and prevailing market condition, of 1.5%.	An slight increase in the reversion yield used would result in a significant decrease in the fair value measurement of the investment properties, and vice versa.
		(2) Monthly market rent	Monthly market rents, taking into account of time, location and individual factors such as frontage and size, between the comparable and the property, of RMB106 per square meter per month on lettable area basis.	An increase in the monthly market rent used would result in an increase in the fair value measurement of the investment properties by the same percentage, and vice versa.

NOTES TO THE CONSOLIDATED FINANCIAL STATEMENTS

FOR THE YEAR ENDED 30 SEPTEMBER 2022

13. INVESTMENT PROPERTIES (CONTINUED)

(c) Fair value measurements and valuation processes (Continued)

As at 30 September 2021

Investment properties held by the Group in the consolidated statement of financial position	Fair value hierarchy	Valuation technique(s) and key input(s)	Significant unobservable input(s)	Relationship of unobservable inputs to fair value
Investment properties in Hong Kong	Level 3	Direct comparison method The key input is (1) Unit sale rate	Unit sale rate, taking into account the location, and individual factors, such as frontage and size, between the comparable and the property, of ranging from HK\$500,000 to HK\$1,200,000 per unit for car park spaces.	An increase in the unit sale rate used would result in an increase in the fair value measurement of the investment properties by the same percentage increase, and vice versa.
Investment properties in Hong Kong	Level 3	Income capitalisation method The key inputs are (1) Reversion yield (2) Monthly market rent	Reversion yield, taking into account of the capitalisation of rental income potential, nature of the property and prevailing market condition, of ranging from 1.63% to 7.0%. Monthly market rents, taking into account of location and individual factors such as frontage and size, between the comparable and the property, of ranging from HK\$12 to HK\$113.4 per square feet per month on lettable area basis.	A slight increase in the reversion yield used would result in a significant decrease in the fair value measurement of the investment properties, and vice versa. An increase in the monthly market rent used would result in an increase in the fair value measurement of the investment properties by the same percentage, and vice versa.

NOTES TO THE CONSOLIDATED FINANCIAL STATEMENTS

FOR THE YEAR ENDED 30 SEPTEMBER 2022

13. INVESTMENT PROPERTIES (CONTINUED)

(c) Fair value measurements and valuation processes (Continued)

As at 30 September 2021 (Continued)

Investment properties held by the Group in the consolidated statement of financial position	Fair value hierarchy	Valuation technique(s) and key input(s)	Significant unobservable input(s)	Relationship of unobservable inputs to fair value
Investment properties in the PRC	Level 3	Income capitalisation method		
		The key inputs are		
		(1) Reversion yield	Reversion yield, taking into account of the capitalisation of rental income potential, nature of the property and prevailing market condition, of 1.5%.	An slight increase in the reversion yield used would result in a significant decrease in the fair value measurement of the investment properties, and vice versa.
		(2) Monthly market rent	Monthly market rents, taking into account of time, location and individual factors such as frontage and size, between the comparable and the property, of RMB95 per square meter per month on lettable area basis.	An increase in the monthly market rent used would result in an increase in the fair value measurement of the investment properties by the same percentage, and vice versa.

The fair values of all investment properties were measured using valuation techniques with significant unobservable inputs and hence were classified as Level 3 of the fair value hierarchy throughout the year. There were no transfers between levels during the year ended 30 September 2021 and 2022.

NOTES TO THE CONSOLIDATED FINANCIAL STATEMENTS

FOR THE YEAR ENDED 30 SEPTEMBER 2022

13. INVESTMENT PROPERTIES (CONTINUED)

- (d) The fair value of investment properties is a level 3 recurring fair value measurement

A reconciliation of the opening and closing fair value balance is provided below.

	2022	2021
	<i>HK\$'000</i>	<i>HK\$'000</i>
Opening balance (level 3 recurring fair value)	5,235,958	5,118,941
Addition during the year	318,375	21,789
(Decrease)/increase in fair value of investment properties	(27,174)	95,228
Exchange loss	(8,235)	–
Closing balance (level 3 recurring fair value)	5,518,924	5,235,958

- (e) The Group's certain investment properties are pledged to secure the general banking facilities granted to the Group (Note 31).

NOTES TO THE CONSOLIDATED FINANCIAL STATEMENTS

FOR THE YEAR ENDED 30 SEPTEMBER 2022

14. PROPERTY, PLANT AND EQUIPMENT

	Leasehold land in Hong Kong under long-term lease	Buildings	Leasehold improvement, furniture, fixtures and equipment	Motor vehicles	Total
	HK\$'000	HK\$'000	HK\$'000	HK\$'000	HK\$'000
COST					
At 30 September 2020 and 1 October 2020	1,172	5,269	25,939	3,410	35,790
Additions	–	–	4,746	417	5,163
Acquired through step acquisition (Note 27)	–	–	11	–	11
Disposals	–	–	(1,089)	(787)	(1,876)
At 30 September 2021 and 1 October 2021	1,172	5,269	29,607	3,040	39,088
Additions	–	–	415	–	415
Disposals	–	–	(252)	–	(252)
At 30 September 2022	1,172	5,269	29,770	3,040	39,251
ACCUMULATED DEPRECIATION					
At 30 September 2020 and 1 October 2020	338	3,904	23,537	2,676	30,455
Provided for the year	8	104	787	700	1,599
Eliminated on disposals	–	–	(1,087)	(787)	(1,874)
At 30 September 2021 and 1 October 2021	346	4,008	23,237	2,589	30,180
Provided for the year	8	104	883	154	1,149
Eliminated on disposals	–	–	(250)	–	(250)
At 30 September 2022	354	4,112	23,870	2,743	31,079
NET CARRYING VALUES					
At 30 September 2022	818	1,157	5,900	297	8,172
At 30 September 2021	826	1,261	6,370	451	8,908

The Group's leasehold land and buildings are pledged to secure the general banking facilities granted to the Group (Note 31).

NOTES TO THE CONSOLIDATED FINANCIAL STATEMENTS

FOR THE YEAR ENDED 30 SEPTEMBER 2022

14. PROPERTY, PLANT AND EQUIPMENT (CONTINUED)

The carrying value of the Group's right-of-use assets included in property, plant and equipment as at 30 September 2022 and 2021 represented the leasehold land in Hong Kong under long lease and carried at depreciated cost.

Right-of-use assets

The analysis of the carrying amount of right-of-use assets by class of underlying asset is as follows:

	2022	2021
	<i>HK\$'000</i>	<i>HK\$'000</i>
Ownership interests in leasehold land held for own use, carried at depreciated cost in Hong Kong*	818	826

* The Group had an ownership interest in leasehold land held for own use as head office in Hong Kong. The lease term is long lease. Lump sum payments were made upfront to lease the land, and there are no ongoing payments to be made under the terms of the land lease.

The analysis of expense items in relation to leases recognised in profit or loss is as follows:

	2022	2021
	<i>HK\$'000</i>	<i>HK\$'000</i>
Depreciation of right-of-use assets by class of underlying asset:		
Ownership interests in leasehold land	8	8

NOTES TO THE CONSOLIDATED FINANCIAL STATEMENTS

FOR THE YEAR ENDED 30 SEPTEMBER 2022

15. INTANGIBLE ASSETS

	Goodwill	Software	Total
	<i>HK\$'000</i>	<i>HK\$'000</i>	<i>HK\$'000</i>
COST			
At 1 October 2020	–	–	–
Acquired through step acquisition (Note 27)	1,186	975	2,161
	1,186	975	2,161
ACCUMULATED AMORTISATION AND IMPAIRMENT LOSS			
At 1 October 2020	–	–	–
Provided for the year	–	(43)	(43)
Provision for impairment loss	(400)	–	(400)
	(400)	(43)	(443)
At 30 September 2021 and 1 October 2021	(400)	(43)	(443)
Provided for the year	–	(260)	(260)
Provision for impairment loss	(786)	(372)	(1,158)
	(1,186)	(675)	(1,861)
NET CARRYING VALUES			
At 30 September 2022	–	300	300
At 30 September 2021	786	932	1,718

Goodwill

The goodwill at 30 September 2021 comprises goodwill arising from acquisition of Elevant-Garde Limited (“Elevant-Garde”) (Note 27) which represents the control premium paid, skills and technical talent of Elevant-Garde’s workforce and future market development. These benefits could not be separately recognised from goodwill because they do not meet the recognition criteria for identifiable intangible assets. The carrying amount of goodwill has been allocated to the cash generating unit (“CGU”) of the Elevant-Garde business.

NOTES TO THE CONSOLIDATED FINANCIAL STATEMENTS

FOR THE YEAR ENDED 30 SEPTEMBER 2022

15. INTANGIBLE ASSETS (CONTINUED)

Impairment testing on goodwill and software

For the purposes of impairment testing, property, plant and equipment (note 14), goodwill and the software (note 15) have been allocated to one individual Elevant-Garde CGU. The carrying amounts of property, plant and equipment, goodwill and the software (net of accumulated impairment losses) allocated to Elevant-Garde CGU are as follows:

	2022	2021
	<i>HK\$'000</i>	<i>HK\$'000</i>
Goodwill	–	786
Software	300	932
Property, plant and equipment	23	10
	323	1,728

The recoverable amount of this CGU is determined using the value-in-use calculation based on cash flow projections from financial budgets approved by management covering a five-year period ("Period"). The key assumptions for the value-in-use calculation are those regarding the discount rates, growth rates and budgeted revenue for the Period. Cash flow beyond the Period are extrapolated using an estimated weighted average with nil growth rate (2021: 1.9%) for this CGU, which does not exceed the long-term growth rate for the Elevant-Garde business, and discount rate of 12.39% (2021: 11.96%), which is pre-tax and reflect specific risks relating to this CGU. The growth rate and revenue are determined based on the past performance and management's expectation of market development.

As at 30 September 2022, the recoverable amount of the Elevant-Garde CGU is approximately HK\$300,000 (2021: HK\$2,304,000). The market growth was slower than management's expectation. Based on the assessment and the allocation, the directors of the Company have consequently determined impairment loss of HK\$786,000 (2021: HK\$400,000) and HK\$372,000 (2021: nil) on goodwill and the software, respectively, directly related to Elevant-Garde CGU, which were recognised in other expenses. Goodwill related to Elevant-Garde CGU amounting to HK\$786,000 has been fully impaired as at 30 September 2022.

NOTES TO THE CONSOLIDATED FINANCIAL STATEMENTS

FOR THE YEAR ENDED 30 SEPTEMBER 2022

16. INTEREST IN JOINT VENTURE/AMOUNT DUE FROM A JOINT VENTURE

	2022	2021
	HK\$'000	HK\$'000
Cost of unlisted investments (<i>Note i</i>)	3	3
Fair value adjustments on non-current interest-free amount due from a joint venture	88,589	79,813
Dividend declared	(62,200)	(62,200)
Share of losses	(7,221)	(3,503)
Cumulative share of exchange gain recognised in other comprehensive income by the joint venture	13,410	6,720
Exchange realignment	(8,667)	6,690
	23,914	27,523
Amount due from a joint venture – non-current, net (<i>Note ii</i>)	135,625	148,878

Notes:

- i. As at 30 September 2022, the cost of investments comprised of one investments in a joint ventures of HK\$3,000 (2020: two investments in joint ventures of HK\$3,000 and HK\$2,000,000 respectively).

The investment in a joint venture of HK\$3,000 (2021: HK\$3,000) represents a 33¹/₃% interest in the issued share capital of Silver Gain Development Limited (“Silver Gain”), a company incorporated in Hong Kong. Silver Gain is principally engaged in the development of a commercial/residential complex in Guangzhou, Silver Gain Plaza, the PRC, through a subsidiary established in the PRC named Guangzhou Garden Plaza Development Company Limited.

- ii. The amount due from a joint venture is unsecured, interest free, and is not expected to be repaid within twelve months from the end of the reporting period. The fair value adjustment on the amount due from a joint venture recognised during the year amounting to HK\$8,776,000 (2021: HK\$9,020,000) recognised upon revision of estimated repayment date which affected the estimates of timing of cash flows of repayment. The effective interest rate as at 30 September 2022 was 5.375% (2021: 5.25%) per annum.

NOTES TO THE CONSOLIDATED FINANCIAL STATEMENTS

FOR THE YEAR ENDED 30 SEPTEMBER 2022

16. INTEREST IN JOINT VENTURE/AMOUNT DUE FROM A JOINT VENTURE (CONTINUED)

Notes: (Continued)

(iii). Movements on the provision for impairment of amount due from a joint venture is as follows:

	<i>HK\$'000</i>
At 1 October 2020	16,158
Provision for impairment	6,958
At 30 September 2021 and 1 October 2021	23,116
Provision for impairment	3,559
At 30 September 2022	26,675

NOTES TO THE CONSOLIDATED FINANCIAL STATEMENTS

FOR THE YEAR ENDED 30 SEPTEMBER 2022

16. INTEREST IN JOINT VENTURE/AMOUNT DUE FROM A JOINT VENTURE (CONTINUED)

The joint ventures are accounted for using the equity method in these consolidated financial statements.

Consolidated financial information regarding Silver Gain and its subsidiary is set out below:

	2022	2021
	<i>HK\$'000</i>	<i>HK\$'000</i>
Revenue	20,892	28,182
Expenses	(32,045)	(84,897)
Loss for the year	(11,153)	(56,715)

	2022	2021
	<i>HK\$'000</i>	<i>HK\$'000</i>
Financial position		
Non-current assets	1,400	1,628
Current assets	546,222	607,035
Current liabilities	(5,057)	(9,110)
Non-current liabilities	(470,820)	(516,984)
Net assets	71,745	82,569

Reconciliation of the above consolidated financial information to the carrying amount of the interest in Silver Gain and its subsidiary recognised in the Company's consolidated financial statements:

	2022	2021
	<i>HK\$'000</i>	<i>HK\$'000</i>
Net assets	71,745	82,569
Proportion of the Group's ownership interest in Silver Gain	33 ¹ / ₃ %	33 ¹ / ₃ %
	23,914	27,523

Summarised financial information of the Group's immaterial joint venture:

	2022	2021
	<i>HK\$'000</i>	<i>HK\$'000</i>
The loss and total comprehensive income for the year up to the completion date of Step Acquisition	–	(419)

NOTES TO THE CONSOLIDATED FINANCIAL STATEMENTS

FOR THE YEAR ENDED 30 SEPTEMBER 2022

17. FINANCIAL ASSETS AT FAIR VALUE THROUGH OTHER COMPREHENSIVE INCOME

	2022	2021
	<i>HK\$'000</i>	<i>HK\$'000</i>
Debt instruments at FVOCI		
– Listed debt securities investment, at fair value and classified as non-current asset	–	8,180
– Listed debt securities investment, at fair value and classified as current asset	7,789	27,436
Equity instrument designated at FVOCI		
– Unlisted equity investment, at fair value and classified as non-current asset	11,984	16,000

The equity investment was irrevocably designated at FVOCI as the Group considers the investment to be long-term strategic capital investment in nature.

Changes in fair value of the above equity instrument are recognised in other comprehensive income and accumulated within the financial assets at FVOCI reserves within equity. The Group transfers amounts from investment revaluation reserve (non-recycling) to retained profits when the relevant equity instrument is derecognised.

The debt securities investment is listed in Hong Kong and denominated in United States Dollars (“US\$”) and it will be redeemed at par on 26 July 2023.

18. INVENTORIES

	2022	2021
	<i>HK\$'000</i>	<i>HK\$'000</i>
Trading inventories	23,355	19,694
Less: Write-down of inventories	(4,802)	(3,828)
	18,553	15,866

NOTES TO THE CONSOLIDATED FINANCIAL STATEMENTS

FOR THE YEAR ENDED 30 SEPTEMBER 2022

19. FINANCIAL ASSETS AT FAIR VALUE THROUGH PROFIT OR LOSS

	2022	2021
	<i>HK\$'000</i>	<i>HK\$'000</i>
Non-current portion (Note)		
– Unlisted fund instrument in Hong Kong, at fair value	44,110	37,559
– Unlisted fund instruments outside Hong Kong, at fair value	57,751	63,244
	101,861	100,803
Current portion		
– Listed equity securities in Hong Kong, at fair value	20,477	25,178

Note:

The Group intends to hold the unlisted fund instruments for long term strategic capital investment purpose.

20. TRADE AND OTHER RECEIVABLES

For sales of goods, the Group allows a credit period of 30 days to its trade customers. Rentals receivable from tenants are payable on presentation of invoices.

	2022	2021
	<i>HK\$'000</i>	<i>HK\$'000</i>
Trade receivables	8,388	7,802
Less: Provision for impairment	(357)	(3,129)
Trade receivables, net	8,031	4,673
Other receivables	8,327	5,448
Less: Provision for impairment	(2,406)	(1,459)
Other receivables, net	5,921	3,989
Total trade and other receivables	13,952	8,662

NOTES TO THE CONSOLIDATED FINANCIAL STATEMENTS

FOR THE YEAR ENDED 30 SEPTEMBER 2022

20. TRADE AND OTHER RECEIVABLES (CONTINUED)

The following is an aged analysis of trade receivables, net of provision, presented based on the invoice date at the end of the reporting periods:

	2022	2021
	<i>HK\$'000</i>	<i>HK\$'000</i>
0 – 30 days	5,061	3,360
31 – 60 days	1,319	1,087
61 – 90 days	1,181	226
Over 90 days	470	–
	8,031	4,673

Before accepting any new customer, the Group will assess the potential customer's credit quality. Limits attributed to customers are reviewed once a year. The Group's trade receivables that are neither past due nor impaired have the best credit quality with reference to respective settlement history.

Movements on the provision for impairment on trade and other receivables are as follows:

	<i>HK\$'000</i>
At 1 October 2020	6,328
Reversal of impairment	(1,740)
At 30 September 2021 and 1 October 2021	4,588
Reversal of impairment	(1,825)
At 30 September 2022	2,763

NOTES TO THE CONSOLIDATED FINANCIAL STATEMENTS

FOR THE YEAR ENDED 30 SEPTEMBER 2022

21. BANK BALANCES AND CASH AND TIME DEPOSITS WITH MATURITY OVER THREE MONTHS

Bank balances and time deposits carry interest rates at prevailing rates which range from 0.05% to 1.90% (2021: 0.05% to 2.47%) per annum.

	2022	2021
	<i>HK\$'000</i>	<i>HK\$'000</i>
Bank balances and cash	28,008	58,376
Time deposit with an original maturity of less than three months	–	10,007
Cash and cash equivalents	28,008	68,383
Time deposit with an original maturity of more than three months	7,747	–
	35,755	68,383

The currency in which bank balances and cash are denominated is analysed as follows:

	2022	2021
	<i>HK\$'000</i>	<i>HK\$'000</i>
HKD	19,139	47,062
RMB	16,180	17,797
USD	410	3,454
Others	26	70
	35,755	68,383

The Group had cash and bank balances denominated in RMB of approximately RMB14,423,000 (2021: RMB14,490,000) and the remittance of these funds out of the PRC was subject to the exchange control restrictions imposed by the PRC government.

NOTES TO THE CONSOLIDATED FINANCIAL STATEMENTS

FOR THE YEAR ENDED 30 SEPTEMBER 2022

22. TRADE AND OTHER PAYABLES

The following is an aged analysis of trade payables presented based on the invoice date at the end of the reporting periods, and the total balances of trade and other payables comprise:

	2022	2021
	<i>HK\$'000</i>	<i>HK\$'000</i>
0 – 30 days	735	1,683
31 – 60 days	230	–
61 – 90 days	15	540
Over 90 days	47	1,382
	1,027	3,605
Other payables	17,711	19,581
Renovation fee and retention payable	1,415	3,654
Receipt in advance	2,368	2,501
	21,494	25,736
	22,521	29,341

NOTES TO THE CONSOLIDATED FINANCIAL STATEMENTS

FOR THE YEAR ENDED 30 SEPTEMBER 2022

23. CONTRACT LIABILITIES

	2022	2021
	<i>HK\$'000</i>	<i>HK\$'000</i>
Contract liabilities (Note)	9,124	6,795

Note:

Contract liabilities primarily relate to the advances received from customers for sale of goods. The advances remain as contract liabilities until they are recognised as revenue when control of goods is transferred to the customers. Contract liabilities amounted to HK\$1,862,000 as at 1 October 2021 were recognised as revenue (2021: HK\$8,320,000) in the current reporting period.

As at 30 September 2022, the transaction price allocated to performance obligation that are unsatisfied (or partially unsatisfied) in relation to sale of goods was approximately HK\$12,944,000 (2021: HK\$11,142,000). The directors expect that the unsatisfied performance obligation will be recognised as revenue varying from 1 to 3 years (2021: 1 to 3 years) according to the contract period.

	2022	2021
	<i>HK\$'000</i>	<i>HK\$'000</i>
Year ended 30 September		
– 2022:	–	2,024
– 2023:	9,061	4,771
– 2024:	63	–
	9,124	6,795

24. SHARE CAPITAL

	Number of shares	Share capital
		<i>HK\$'000</i>
Issued and fully paid		
At 1 October 2020, 30 September 2021, 1 October 2021 and 30 September 2022		
– Ordinary shares with no par value	110,179,385	146,134

NOTES TO THE CONSOLIDATED FINANCIAL STATEMENTS

FOR THE YEAR ENDED 30 SEPTEMBER 2022

25. BANK BORROWINGS, SECURED

	2022	2021
	<i>HK\$'000</i>	<i>HK\$'000</i>
Secured bank loans repayable based on scheduled repayment date set out in the loan agreements		
– Within one year	208,080	65,000
– After one year but not exceeding two years	5,878	–
– After two years but not exceeding five years	19,309	–
– After five years	80,689	–
	313,956	65,000

In accordance with relevant terms and clauses as stipulated in the banking facilities letters, the Group's bank borrowings of HK\$313,956,000 (2021: HK\$65,000,000) contain repayment on demand clauses at the discretion of the relevant banks and the Group, as a borrower, has no right to defer the settlement of the relevant bank borrowings as at 30 September 2022. Accordingly, the bank borrowings are shown under current liabilities as at 30 September 2022.

The bank borrowings carry interests at Hong Kong Interbank offered Rate (HIBOR) plus certain basis points and are denominated in HK\$, which is the functional currency of the relevant group entities.

The effective interest rates of the bank borrowings are ranged from 1.83% to 4.73% (2021: 1.57% to 1.61%) per annum.

The bank borrowings are secured by the Group's certain investment properties amounted to approximately HK\$1,988,100,000 as at 30 September 2022 (2021: HK\$1,133,000,000).

At 30 September 2022, the Group had unutilised bank facilities of HK\$1,093,668,000 (2021: HK\$1,078,000,000).

NOTES TO THE CONSOLIDATED FINANCIAL STATEMENTS

FOR THE YEAR ENDED 30 SEPTEMBER 2022

26. DEFERRED TAXATION

The deferred tax liabilities/(assets) recognised during both years and at the end of the reporting periods in respect of temporary differences are attributable to the following:

	Investment properties	Property, plant and equipment	Trading securities	Tax losses	Other	Total
	HK\$'000	HK\$'000	HK\$'000	HK\$'000	HK\$'000	HK\$'000
At 1 October 2020	48,755	303	2,712	(4,000)	(485)	47,285
Charge to profit or loss	3,388	2	741	515	–	4,646
At 30 September 2021 and 1 October 2021	52,143	305	3,453	(3,485)	(485)	51,931
Charge/(credited) to profit or loss	3,662	(103)	(1,249)	916	–	3,226
At 30 September 2022	55,805	202	2,204	(2,569)	(485)	55,157

At the end of the reporting period, the Group had unused tax losses of HK\$23,557,000 (2021: HK\$28,436,000) available for offset against future profits. A deferred tax asset has been recognised in respect of such tax losses of HK\$15,570,000 (2021: HK\$21,121,000). No deferred tax asset has been recognised on the tax losses of HK\$7,987,000 (2021: HK\$7,315,000) due to the unpredictability of future profit streams. The tax losses available may be carried forward indefinitely.

27. STEP ACQUISITION FROM JOINT VENTURE TO SUBSIDIARY

On 2 August 2021, Elephant Holdings Limited (“EHL”), a non-wholly owned subsidiary of the Company, entered into a sale and purchase agreement with an independent shareholder of Elevant-Garde (the “Vendor”), pursuant to which EHL conditionally agreed to purchase and Vendor conditionally agreed to sell 5% equity interest in Elevant-Garde at a consideration of HK\$40 (the “Step Acquisition”). Elevant-Garde is engaged in trading of smart and control solutions for intelligent buildings, smart homes and Pro Audio Visual system. The Step Acquisition was made to expand and enhance the revenue stream of the Group.

The Step Acquisition was completed on 2 August 2021 (the “Completion Date”). As at the Completion Date, Elevant-Garde has become a 54.89% owned subsidiary of the Company. The Group is regarded as having control over Elevant-Garde with majority shareholder and Board of Directors voting rights. In accordance with HKFRSs, the Group continued to share the results of Elevant-Garde under the equity method of accounting during the period from 1 October 2020 to the Completion Date.

In addition, the Group remeasured the fair value of its previously held equity interest in Elevant-Garde at the Completion Date.

NOTES TO THE CONSOLIDATED FINANCIAL STATEMENTS

FOR THE YEAR ENDED 30 SEPTEMBER 2022

27. STEP ACQUISITION FROM JOINT VENTURE TO SUBSIDIARY (CONTINUED)

Details of the carrying value and fair value of the Group's previously held equity interest in Elevant-Garde at the Completion Date are summarised as follows:

	<u>HK\$'000</u>
Fair value of previously held equity interest	–
Interest in Elevant-Garde before the Step Acquisition	<u>–</u>
Gain on step acquisition	<u>–</u>

The fair value of identifiable assets and liabilities of Elevant-Garde as at the Completion Date were as follows:

	<u>HK\$'000</u>
Property, plant and equipment	11
Intangible asset	975
Inventories	515
Trade and other receivables	257
Deposits and prepayments	318
Bank balances and cash	92
Trade and other payables	(1,699)
Amount due to the non-controlling interest	(962)
Amounts due to the Group	<u>(1,664)</u>
Total identifiable net liabilities at fair value	(2,157)
Non-controlling interests	<u>971</u>
Total identifiable net liabilities at fair value attributable to the Group	(1,186)
Goodwill	<u>1,186</u>
	<u>–</u>
Satisfied by:	
Cash consideration of HK\$40	–
Fair value of previously held equity interest	<u>–</u>
	<u>–</u>

NOTES TO THE CONSOLIDATED FINANCIAL STATEMENTS

FOR THE YEAR ENDED 30 SEPTEMBER 2022

27. STEP ACQUISITION FROM JOINT VENTURE TO SUBSIDIARY (CONTINUED)

The fair value of trade receivables amounted to approximately HK\$257,000. The gross amount of trade receivables is approximately HK\$257,000. None of the receivables have been impaired and it is expected that the full contractual amounts can be collected.

The goodwill of approximately HK\$1,186,000, which is not deductible for tax purposes, mainly represents the control premium paid, skills and technical talent of Elevant-Garde's workforce and future market development. These benefits could not be separately recognised from goodwill because they do not meet the recognition criteria for identifiable intangible assets.

The Group has elected to measure the non-controlling interests in Elevant-Garde at its proportionate share of the acquired net identifiable liabilities. The amount of the non-controlling interests at the acquisition date amounted to approximately HK\$971,000.

An analysis of the cash flows in respect of the Step Acquisition of Elevant-Garde is as follows:

	<u>HK\$'000</u>
Cash consideration paid at HK\$40	–
Cash and cash equivalents acquired	<u>92</u>
Net cash inflows arising from the Step Acquisition	<u>92</u>

Since the Completion Date, Elevant-Garde has contributed revenue of approximately HK\$752,000 to Group's revenue and loss of approximately HK\$121,000 to the Group's profit. If the acquisition had occurred on 1 October 2020, the Group's revenue and profit would have been approximately HK\$157,928,000 and HK\$136,784,000 respectively. This pro forma information is for illustrative purposes only and is not necessarily an indication of revenue and results of operations of the Group that actually would have been achieved had the acquisition been completed on 1 October 2020, nor is it intended to be a projection of future performance.

NOTES TO THE CONSOLIDATED FINANCIAL STATEMENTS

FOR THE YEAR ENDED 30 SEPTEMBER 2022

28. FINANCIAL POSITION OF THE COMPANY

Below is the financial position of the Company at the end of the reporting period:

	2022	2021
	<i>HK\$'000</i>	<i>HK\$'000</i>
Non-current Assets		
Investment properties	4,357,980	4,357,980
Property, plant and equipment	1,961	2,416
Investments in subsidiaries	104,967	93,847
Amounts due from subsidiaries	734,921	585,711
Deposits and prepayments	1,338	2,257
Debt instruments at FVOCI	–	8,180
Equity instrument designated at FVOCI	11,984	16,000
	5,213,151	5,066,391
Current Assets		
Debt instruments at FVOCI	7,789	27,436
Trade and other receivables	3,039	1,052
Deposits and prepayments	4,320	541
Tax recoverable	740	84
Bank balances and cash	9,565	22,450
	25,453	51,563
Current Liabilities		
Trade and other payables	12,002	13,674
Rental and management fee deposits	19,305	19,915
Amounts due to subsidiaries	11,465	6,534
Bank borrowings, secured	172,461	25,000
	215,233	65,123
Net Current Liabilities	(189,780)	(13,560)
Total Assets less Current Liabilities	5,023,371	5,052,831
Capital and Reserve		
Share capital	146,134	146,134
Reserves	4,843,647	4,876,962
Total Equity	4,989,781	5,023,096
Non-current Liability		
Deferred taxation	33,590	29,735
	5,023,371	5,052,831

The financial statements were approved by the board of directors on 15 December 2022 and were signed on its behalf.

Wong Tat Chang, Abraham
DIRECTOR

Wong Tat Sum, Samuel
DIRECTOR

NOTES TO THE CONSOLIDATED FINANCIAL STATEMENTS

FOR THE YEAR ENDED 30 SEPTEMBER 2022

28. FINANCIAL POSITION OF THE COMPANY (CONTINUED)

Below is the reserves of the Company at the end of the reporting period:

	Investment revaluation reserve (recycling)	Investment revaluation reserve (non- recycling)	Retained profits	Total
	<i>HK\$'000</i>	<i>HK\$'000</i>	<i>HK\$'000</i>	<i>HK\$'000</i>
At 1 October 2020	1,275	10,000	4,796,887	4,808,162
Profit for the year	–	–	113,270	113,270
Other comprehensive income for the year:				
Changes in fair value on:				
– Debt instruments at FVOCI	(590)	–	–	(590)
– Equity instrument designated at FVOCI	–	(2,000)	–	(2,000)
Release on disposal of debt instrument at FVOCI	(12)	–	–	(12)
Final dividend for 2020 paid	–	–	(37,461)	(37,461)
Interim dividend for 2021 paid	–	–	(4,407)	(4,407)
At 30 September 2021 and 1 October 2021	673	8,000	4,868,289	4,876,962
Profit for the year	–	–	13,368	13,368
Other comprehensive income for the year:				
Changes in fair value on:				
– Debt instruments at FVOCI	(571)	–	–	(571)
– Equity instrument designated at FVOCI	–	(4,016)	–	(4,016)
Release on disposal of debt instrument at FVOCI	(228)	–	–	(228)
Final dividend for 2021 paid	–	–	(37,461)	(37,461)
Interim dividend for 2022 paid	–	–	(4,407)	(4,407)
At 30 September 2022	(126)	3,984	4,839,789	4,843,647

NOTES TO THE CONSOLIDATED FINANCIAL STATEMENTS

FOR THE YEAR ENDED 30 SEPTEMBER 2022

28. FINANCIAL POSITION OF THE COMPANY (CONTINUED)

Particulars of the subsidiaries at 30 September 2022 and 2021, which are incorporated and operating principally in Hong Kong unless otherwise stated, are as follows:

Name of subsidiaries	Issued share capital/ registered capital	Proportion of nominal value of paid-up issued share capital/ registered capital held by the Company				Principal activities
		Directly		Indirectly		
		2022	2021	2022	2021	
		%	%	%	%	
Avery Limited	HK\$10,000	100	100	–	–	Property investment
Avery Property Limited	HK\$10,000	100	100	–	–	Investment holding
Beverly Investment Company Limited	HK\$3,600,000	100	100	–	–	Property management
Dragon World Corporation Limited	HK\$10,000	100	100	–	–	Investment holding
Double Mark Enterprises Limited (ii)	HK\$2	–	–	100	100	Property investment
Dynabest Development Inc. (i)	USD10	–	–	100	100	Investment holding
Elephant Holdings Limited	HK\$3,100,000	99.80	99.80	–	–	Trading of visual and sound equipment and investment holding
Elephant Radio (China) Company Limited	HK\$2	–	–	99.80	99.80	Inactive
Elevant-Garde Limited	HK\$2,000,400	–	–	54.89	54.89	Trading of smart and control solutions for intelligent buildings, smart homes and Pro Audio Visual system
First Madison Holdings Limited (i)	USD10	100	100	–	–	Investment holding
Gold Channel Investments Limited	HK\$1	100	100	–	–	Investment holding
Marsbury Base Limited	HK\$10	100	100	–	–	Provision of trustee and nominee services
Metrocenter Holdings Limited	HK\$10,000	100	100	–	–	Investment holding (2021: Inactive)
Metropoint Holdings Limited	HK\$10,000	100	100	–	–	Investment holding

NOTES TO THE CONSOLIDATED FINANCIAL STATEMENTS

FOR THE YEAR ENDED 30 SEPTEMBER 2022

28. FINANCIAL POSITION OF THE COMPANY (CONTINUED)

Name of subsidiaries	Issued share capital/ registered capital	Proportion of nominal value of paid-up issued share capital/ registered capital held by the Company				Principal activities
		Directly		Indirectly		
		2022	2021	2022	2021	
		%	%	%	%	
Metrowealth Limited	HK\$10,000	100	100	–	–	Investment holding
Monte Bella International Holdings Limited (i)	USD10	100	100	–	–	Investment holding
Pacific Limited	HK\$100,000	100	100	–	–	Property investment
Patricus Limited	HK\$10,000	100	100	–	–	Property investment and securities dealing
Pokfulam Property Management Limited	HK\$10,000	100	100	–	–	Property management
Premium Wealth Company Limited	HK\$2	100	100	–	–	Investment holding
Supreme Universal Limited	HK\$2	–	–	100	100	Investment holding
Well Vantage Company Limited (ii)	HK\$2	–	–	100	100	Property investment
Wellmake Holdings Limited	HK\$10,000	100	100	–	–	Property investment
Welshston Limited	HK\$10,000	100	100	–	–	Property investment
Worldwide Music Limited	HK\$200,000	–	–	99.80	99.80	Trading of visual and sound equipment
廣州市寶臨置業有限公司(iii)	USD1,000,000	–	–	100	100	Property investment and management
深圳利臨投資顧問有限公司(iii)	RMB100,000	–	–	100	100	Inactive

Notes:

- (i) Incorporated in the British Virgin Islands
- (ii) Operating principally in the PRC
- (iii) Registered in the PRC as wholly foreign owned enterprise

NOTES TO THE CONSOLIDATED FINANCIAL STATEMENTS

FOR THE YEAR ENDED 30 SEPTEMBER 2022

29. NOTES TO THE CONSOLIDATED STATEMENT OF CASH FLOWS

Reconciliation of liabilities arising from financing activities:

	Bank borrowings, secured (Note 25) <i>HK\$'000</i>	Amount due to the non-controlling interest <i>HK\$'000</i>
At 30 September 2020 and 1 October 2020	55,000	–
Changes from financing cash flows:		
Bank borrowings raised	45,000	–
Repayment of bank borrowings	(35,000)	–
Interest paid	(1,097)	–
Repayment to the non-controlling interests	–	(312)
Other changes:		
Arising from step-acquisition	–	962
Interest expense recognised	1,097	–
	65,000	650
At 30 September 2021 and 1 October 2021		
Changes from financing cash flows:		
Bank borrowings raised	432,161	–
Repayment of bank borrowings	(183,205)	–
Interest paid	(5,203)	–
Other changes:		
Interest expense recognised	5,203	–
	313,956	650
At 30 September 2022		

30. COMMITMENTS

At the end of the reporting period, the Group had the following commitments:

	2022 <i>HK\$'000</i>	2021 <i>HK\$'000</i>
Contracted, but not provided for:		
Property renovation costs	–	7,600
Investment in unlisted fund instruments	13,540	14,772
	13,540	22,372

NOTES TO THE CONSOLIDATED FINANCIAL STATEMENTS

FOR THE YEAR ENDED 30 SEPTEMBER 2022

31. PLEDGED ASSETS

As at 30 September 2022 (i) investment properties of the Group with a carrying amount of approximately HK\$3,697,600,000 (2021: approximately HK\$4,863,000,000); and (ii) ownership interests in leasehold land held for own use and building of the Group with a carrying amount of approximately HK\$1,975,000 (2021: approximately HK\$2,087,000) were pledged to banks to secure the general banking facilities granted to the Group.

32. LEASE ARRANGEMENTS

At the end of the reporting period, the Group's investment properties with an aggregate carrying amount of HK\$4,782,185,000 (2021: HK\$4,801,597,000) was leased out under operating leases for periods ranging from one to seven years (2021: one to seven years), a substantial portion of which does not have renewal options granted to the lessees. At the end of the reporting period, the Group had contracted with tenants for the following future minimum lease payments under non-cancellable operating leases:

	2022	2021
	<i>HK\$'000</i>	<i>HK\$'000</i>
Within one year	94,661	87,004
In more than one year but not more than two years	41,601	36,728
In more than two years but not more than three years	2,311	743
	138,573	124,475

33. RETIREMENT BENEFIT PLANS

The Group operates a Mandatory Provident Fund Scheme for all qualifying employees in Hong Kong. The assets of the plan are held separately from those of the Group in funds under the control of trustees.

The total expense recognised in the consolidated statement of profit or loss and other comprehensive income of HK\$975,000 (2021: HK\$909,000) represents contributions paid and payable to the plan by the Group at rates specified in the rules of the plan.

NOTES TO THE CONSOLIDATED FINANCIAL STATEMENTS

FOR THE YEAR ENDED 30 SEPTEMBER 2022

34. CAPITAL RISK MANAGEMENT

The Group manages its capital to ensure that entities in the Group will be able to continue as a going concern while maximising the return to shareholders through the optimisation of the debt and equity balance. The Group's overall strategy remains unchanged from prior year.

The capital structure of the Group consists of debts, which include the bank borrowings disclosed in note 25, and equity attributable to owners of the Company, comprising issued share capital, retained profits, translation reserve and investment revaluation reserves.

The management of the Group reviews the capital structure on a regular basis. As a part of this review, management of the Group considers the cost of capital and the risks associated with each class of capital and will adjust its overall capital structure through dividend payments, issuing new shares as well as issue of new debts or repayment of existing debt, if necessary.

35. FINANCIAL INSTRUMENTS

a. Categories of financial instruments

	2022	2021
	HK\$'000	HK\$'000
Financial assets		
Measured at fair value		
– Debt instruments designated at FVOCI	7,789	35,616
– Equity instrument designated at FVOCI	11,984	16,000
– Financial assets at FVTPL	122,338	125,981
Measured at amortised cost		
– Trade and other receivables	13,952	8,662
– Deposits	6,063	1,861
– Amount due from a joint venture	135,625	148,878
– Time deposits with maturity over three months	7,747	–
– Bank balances and cash	28,008	68,383
	333,506	405,381
Financial liabilities		
Measured at amortised cost		
– Trade and other payables	20,153	26,840
– Rental and management fee deposits	25,740	26,286
– Amount due to the non-controlling interests	650	650
– Bank borrowings, secured	313,956	65,000
	360,499	118,776

NOTES TO THE CONSOLIDATED FINANCIAL STATEMENTS

FOR THE YEAR ENDED 30 SEPTEMBER 2022

35. FINANCIAL INSTRUMENTS (CONTINUED)

b. Financial risk management objective and policies

The Group's financial instruments include debt instruments at FVOCI, financial assets at FVTPL, equity instrument designated at FVOCI, trade and other receivables, bank balances and cash, time deposits with maturity over three months, amount due from a joint venture, trade and other payables and bank borrowings. Details of the financial instruments are disclosed in respective notes. The risks associated with these financial instruments include market risk (currency risk, interest rate risk and other price risk), credit risk and liquidity risk. The policies on how to mitigate these risks are set out below. The management manages and monitors these exposures to ensure appropriate measures are implemented on a timely and effective manner.

Market risk

(i) Currency risk

Certain loans and receivables are denominated in foreign currencies of the relevant group entities. They expose the Group to foreign currency risk. The Group currently does not have a foreign currency hedging policy. However, the management monitors foreign exchange exposure and will consider hedging significant foreign currency exposure should the need arises.

At the end of reporting periods, the carrying amounts of the Group's monetary assets denominated in currencies other than respective functional currencies of the relevant group entities are as follows:

	2022	2021
	<i>HK\$'000</i>	<i>HK\$'000</i>
USD	65,947	102,315
RMB	68,605	78,114

NOTES TO THE CONSOLIDATED FINANCIAL STATEMENTS

FOR THE YEAR ENDED 30 SEPTEMBER 2022

35. FINANCIAL INSTRUMENTS (CONTINUED)

b. Financial risk management objective and policies (Continued)

Market risk (Continued)

(i) Currency risk (Continued)

Sensitivity analysis

The Group is mainly exposed to a foreign currency risk arising from monetary assets that are denominated in USD and RMB.

The following table details the Group's sensitivity to a 5% increase and decrease in HK\$ against USD and RMB. 5% (2021: 5%) is the sensitivity rate used in management's assessment of the possible change in foreign exchange rates. The sensitivity analysis includes only outstanding USD and RMB denominated monetary items at the end of the reporting periods for a 5% (2021: 5%) change in USD and RMB. A negative number below indicates a decrease in post-tax profit where HK\$ strengthen 5% (2021: 5%) against USD and RMB. For a 5% (2021: 5%) weakening of the HK\$ against USD and RMB, there would be an equal and opposite impact on the profits.

	2022	2021
	HK\$'000	HK\$'000
USD	(2,754)	(4,272)
RMB	(2,864)	(3,261)

NOTES TO THE CONSOLIDATED FINANCIAL STATEMENTS

FOR THE YEAR ENDED 30 SEPTEMBER 2022

35. FINANCIAL INSTRUMENTS (CONTINUED)

b. Financial risk management objective and policies (Continued)

Market risk (Continued)

(ii) Interest rate risk

Cash flow interest rate risk is the risk that the future cash flows of a financial instrument will fluctuate because of changes in market interest rates. Fair value interest rate risk is the risk that the fair value of a financial instrument will fluctuate because of changes in market interest rates.

The Group's cash flow interest rate risk relates primarily to a floating-rate bank borrowings (note 25) and bank balances (note 21) and mainly concentrated on the fluctuation of HIBOR. The Group currently does not have an interest rate hedging policy. However, the management monitors interest rate exposure and will consider hedging significant interest rate exposure should the need arise.

Sensitivity analysis

The sensitivity analyses below have been determined based on the exposure to interest rates for non-derivative instruments (variable rate bank borrowings) at the end of the reporting period. No sensitivity analysis for bank balances is prepared as the directors of the Company consider that the Group's exposure is not significant as these interest-bearing bank balances are within a short maturity period.

The analysis is prepared assuming the amount of the bank borrowings outstanding at the end of the reporting period were outstanding for the whole year. 50 (2021: 50) basis points increase or decrease is used when reporting interest rate risk internally to key management personnel and represents management's assessment of the reasonably possible changes in interest rates.

If interest rates had been 50 basis points higher/lower and all other variables were held constant, the Group's profit for the year ended 30 September 2022 would decrease/increase by approximately HK\$1,311,000 (2021: loss for the year increase/decrease by approximately HK\$271,000). This is mainly attributable to the Group's exposure to interest rates on its variable-rate bank borrowings.

NOTES TO THE CONSOLIDATED FINANCIAL STATEMENTS

FOR THE YEAR ENDED 30 SEPTEMBER 2022

35. FINANCIAL INSTRUMENTS (CONTINUED)

b. Financial risk management objective and policies (Continued)

Market risk (Continued)

(iii) Other price risk

Price risk relates to the risk that the fair values or future cash flows of a financial instrument will fluctuate because of changes in market prices. The Group is exposed to change in market prices of listed equity securities, listed debts investments and unlisted equity investments fund in respect of its investments classified as equity instrument at FVOCI, financial assets at FVTPL and debt instruments at FVOCI, the Group diversifies.

To manage its market price risk arising from these investments, the Group diversifies its portfolio. Diversification of the portfolio is done in accordance with the limits set by the board of directors. The policies to manage the price risk have been followed by the Group since prior years and are considered to be effective.

For those equity and debts investments at FVTPL and FVOCI, the sensitivity analyses below have been determined based on the exposure to price risk at the end of the reporting period. If the price had been 20% higher/lower:

- profit for the year ended 30 September 2022 would increase/decrease by approximately HK\$23,792,000 (2021: loss for the year decrease/increase by approximately HK\$24,365,000) due to the change in fair value of financial assets at FVTPL; and
- other comprehensive income for the year ended 30 September 2022 would increase/decrease by approximately HK\$3,955,000 (2021: increase/decrease by HK\$10,323,000) as a result of the change in fair value of financial assets at FVOCI.

The increase and decrease of 20% in market price of investment represents management's assessment of a reasonably possible change in market price of investments over the period until the next annual reporting date.

NOTES TO THE CONSOLIDATED FINANCIAL STATEMENTS

FOR THE YEAR ENDED 30 SEPTEMBER 2022

35. FINANCIAL INSTRUMENTS (CONTINUED)

b. Financial risk management objective and policies (Continued)

Credit risk

The objective of the Group's measures to manage credit risk is to control potential exposure to recoverability problem.

In order to minimise credit risk, the Group has policies in place for determination of credit limits, credit approvals and other monitoring procedures to ensure that follow-up action is taken to recover overdue debts. In this regard, the directors of the Company consider that the credit risk is significantly reduced. There was no significant concentration of credit risk as at 30 September 2021 and 2022.

The Group considers whether there has been a significant increase in credit risk of financial assets on an ongoing basis throughout each reporting period by comparing the risk of a default occurring as at the reporting date with the risk of default as at the date of initial recognition. It considers available reasonable and supportive forwarding-looking information. Especially the following information is used:

- internal credit rating;
- actual or expected significant adverse changes in business, financial or economic conditions that are expected to cause a significant change to the borrower's ability to meet its obligations;
- actual or expected significant changes in the operating results of the borrower;
- significant changes in the value of the collateral or in the quality of guarantees or credit enhancements; and
- significant changes in the expected performance and behaviour of the borrower, including changes in the payment status of borrower.

NOTES TO THE CONSOLIDATED FINANCIAL STATEMENTS

FOR THE YEAR ENDED 30 SEPTEMBER 2022

35. FINANCIAL INSTRUMENTS (CONTINUED)

b. Financial risk management objective and policies (Continued)

Credit risk (Continued)

Most of the Group's bank balances are held in major financial institutions in Hong Kong and the PRC, which management believes are of high credit quality. The listed debt investment held by the well-established banks or financial institutes and are not used for hedging purpose. These are mainly entered with banks or financial institutes with sound credit rating and management does not expect any investment counterparty to fail to meet its obligations. In this regard, the Group does not expect to incur material credit losses on managing these financial assets. Accordingly, the ECLs for bank balances and cash and financial assets at FVOCI were expected to be minimal.

The carrying amounts of trade and other receivables, deposits, amount due from a joint venture and debt instruments at FVOCI included in the consolidated statement of financial position represent the Group's maximum exposure to credit risk in relation to its financial assets which carry significant exposure to credit risk.

(i) Impairment of trade receivables

The following tables provide information about the Group's exposure to credit risk and ECLs for the trade receivables as at 30 September 2021 and 2022:

	2022			2021		
	Expected loss rate	Gross carrying amount	Loss allowance	Expected loss rate	Gross carrying amount	Loss allowance
	(%)	HK\$'000	HK\$'000	(%)	HK\$'000	HK\$'000
Neither past due nor impaired	3.24%	2,705	61	2.86%	1,940	53
1-30 days past due	3.98%	2,435	19	4.00%	1,543	70
31-60 days past due	5.48%	1,358	38	5.29%	1,143	56
61-90 days past due	6.68%	1,186	5	6.25%	236	10
Over 90 days past due	100.00%	704	234	100.00%	2,940	2,940
		<u>8,388</u>	<u>357</u>		<u>7,802</u>	<u>3,129</u>

NOTES TO THE CONSOLIDATED FINANCIAL STATEMENTS

FOR THE YEAR ENDED 30 SEPTEMBER 2022

35. FINANCIAL INSTRUMENTS (CONTINUED)

b. Financial risk management objective and policies (Continued)

Credit risk (Continued)

(i) Impairment of trade receivables (Continued)

The Group measures loss allowances for trade receivables at an amount equal to lifetime ECLs, which is calculated using a provision matrix based on days past due for groupings of customer segments that have similar loss patterns.

Expected loss rates are based on actual loss experience over the past three years. These rates are adjusted to reflect differences between economic conditions during the period over which the historic data has been collected, current conditions and the Group's view of economic conditions over the expected lives of the receivables.

(ii) Impairment of other receivables and amount due from a joint venture

The Group measures loss allowances for other receivables and amount due from a joint venture using the general approach under HKFRS 9. Impairment of these receivables and loan was provided based on the "three-stage" model by referring to the changes in credit quality since initial recognition.

Other receivables that are not credit-impaired on initial recognition are classified in "Stage 1" and have their credit risk continuously monitored by the Group.

If a significant increase in credit risk (as defined in accounting policy at Note 3) since initial recognition is identified, the financial asset is moved to "Stage 2" but it not yet deemed to be credit-impaired. The ECL is measured on lifetime basis. The directors consider that there is a significant increase in credit risk for the amount due from a joint venture after considering the financial background and condition of the counterparty.

If the financial asset is credit-impaired (as defined in accounting policy at Note 3), the financial asset is then moved to "Stage 3". The ECL is measured on lifetime basis.

NOTES TO THE CONSOLIDATED FINANCIAL STATEMENTS

FOR THE YEAR ENDED 30 SEPTEMBER 2022

35. FINANCIAL INSTRUMENTS (CONTINUED)

b. Financial risk management objective and policies (Continued)

Credit risk (Continued)

(ii) Impairment of other receivables and amount due from a joint venture (Continued)

At Stages 1 and 2, interest income is calculated on the gross carrying amount (without deducting the loss allowance). If a financial asset subsequently becomes credit-impaired (Stage 3), the Group is required to calculate the interest income by applying the effective interest method in subsequent reporting periods to the amortised cost of the financial asset (the gross carrying amount net of loss allowance) rather than the gross carrying amount.

The following table provides information about the Group's exposure to credit risk and ECLs for other receivables and loan as at 30 September 2021 and 2022:

	2022			2021		
	Expected loss rate	Gross carrying amount	Loss allowance	Expected loss rate	Gross carrying amount	Loss allowance
	(%)	HK\$'000	HK\$'000	(%)	HK\$'000	HK\$'000
Other receivables	3.05%-40.22%	8,328	2,406	3.25%-38.79%	5,448	1,459
Amount due from a joint venture	16.44%	162,300	26,675	13.44%	171,994	23,116
		170,628	29,081		177,442	24,575

Change in gross carrying amounts of other receivables and amount due from a joint venture during the year did not result in significant change in the loss allowance.

NOTES TO THE CONSOLIDATED FINANCIAL STATEMENTS

FOR THE YEAR ENDED 30 SEPTEMBER 2022

35. FINANCIAL INSTRUMENTS (CONTINUED)

b. Financial risk management objective and policies (Continued)

Liquidity risk

The Group's objective is to maintain a balance between continuity of funding and the flexibility through the use of bank borrowings. The Group also monitors the current and expected liquidity requirements and its compliance with lending covenants regularly to ensure sufficient working capital are maintained and adequate committed lines of funding from reputable financial institutions to meet its liquidity requirement.

The following table details the Group's remaining contractual maturity for its financial liabilities. The table has been drawn up based on the undiscounted cash flows of financial liabilities based on the earliest date on which the Group can be required to pay.

Liquidity tables

	Weighted average effective interest rate	Carrying amount	Total undiscounted cash flows	Within 1 year or on demand
		HK\$'000	HK\$'000	HK\$'000
2022				
Trade and other payables	–	20,153	20,153	20,153
Rental and management fee deposits	–	25,740	25,740	25,740
Amount due to the non- controlling interests	–	650	650	650
Bank borrowings at variable rates	1.83% – 4.73%	313,956	313,956	313,956
		360,499	360,499	360,499

	Weighted average effective interest rate	Carrying amount	Total undiscounted cash flows	Within 1 year or on demand
		HK\$'000	HK\$'000	HK\$'000
2021				
Trade and other payables	–	26,840	26,840	26,840
Rental and management fee deposits	–	26,286	26,286	26,286
Amount due to the non- controlling interests	–	650	650	650
Bank borrowings at variable rates	1.57% – 1.61%	65,000	65,000	65,000
		118,776	118,776	118,776

NOTES TO THE CONSOLIDATED FINANCIAL STATEMENTS

FOR THE YEAR ENDED 30 SEPTEMBER 2022

35. FINANCIAL INSTRUMENTS (CONTINUED)

b. Financial risk management objective and policies (Continued)

Liquidity risk (Continued)

Bank borrowings with a repayment on demand clause is included in the “within 1 year or on demand” time band in the above maturity analysis. As at 30 September 2022, the principal amount of such bank borrowings amounted to HK\$313,956,000 (2021: HK\$65,000,000). Taking into account the Group’s consolidated financial position, the directors of the Company do not believe that it is probable that the bank will exercise its discretionary rights to demand immediate repayment. On this basis, the aggregate principal and interest for the bank borrowings would be as follows:

	Weighted average effective interest rate	0 to 3 months HK\$'000	4 to 12 months HK\$'000	1 to 2 years HK\$'000	Total undiscounted cash flows HK\$'000	Carrying amount HK\$'000
2022						
Bank borrowings at variable rates	1.83% – 4.73%	173,547	141,715	–	315,262	313,956
2021						
Bank borrowings at variable rates	1.57% – 1.61%	25,186	40,053	–	65,239	65,000

The amounts included above for variable rate bank borrowings are subject to change if changes in variable interest rates differ to those estimates of interest rates determined at the end of the reporting period.

NOTES TO THE CONSOLIDATED FINANCIAL STATEMENTS

FOR THE YEAR ENDED 30 SEPTEMBER 2022

35. FINANCIAL INSTRUMENTS (CONTINUED)

c. Fair value measurement of financial instruments

Fair value of the Group's financial assets and financial liabilities that are measured at fair value on a recurring basis

The following table provides an analysis of financial instruments carried at fair value by level of the fair value hierarchy:

Level 1: Fair value measurements are quoted prices (unadjusted) in active market for identical assets or liabilities;

Level 2: Fair value measurements are those derived from inputs other than quoted prices included within Level 1 that are observable for the asset or liability, either directly (i.e. as prices) or indirectly (i.e. derived from prices); and

Level 3: Fair value measurements are those derived from valuation techniques that include inputs for the asset or liability that are not based on observable market data (unobservable inputs).

NOTES TO THE CONSOLIDATED FINANCIAL STATEMENTS

FOR THE YEAR ENDED 30 SEPTEMBER 2022

35. FINANCIAL INSTRUMENTS (CONTINUED)

c. Fair value measurement of financial instruments (Continued)

Financial assets	Fair value as at	Fair value measurements as at		
	30 September 2022	30 September 2022 categorised into		
		Level 1	Level 2	Level 3
	HK\$'000	HK\$'000	HK\$'000	HK\$'000
		(note)		
Financial assets measured at FVTPL:				
– Listed equity securities	20,477	20,477	–	–
– Unlisted equity instruments	101,861	–	–	101,861
Equity instruments designated at FVOCI:				
– Unlisted equity investment	11,984	–	–	11,984
Debt instruments at FVOCI:				
– Listed debt securities investment	7,789	7,789	–	–

Financial assets	Fair value as at	Fair value measurements as at		
	30 September 2021	30 September 2021 categorised into		
		Level 1	Level 2	Level 3
	HK\$'000	HK\$'000	HK\$'000	HK\$'000
		(note)		
Financial assets measured at FVTPL:				
– Listed equity securities	25,178	25,178	–	–
– Unlisted equity instruments	100,803	–	–	100,803
Equity instruments designated at FVOCI:				
– Unlisted equity investment	16,000	–	–	16,000
Debt instruments at FVOCI:				
– Listed debt securities investment	35,616	35,616	–	–

Note:

Fair values of these investments have been determined by reference to their quoted bid prices as at the end of the reporting period.

NOTES TO THE CONSOLIDATED FINANCIAL STATEMENTS

FOR THE YEAR ENDED 30 SEPTEMBER 2022

35. FINANCIAL INSTRUMENTS (CONTINUED)

c. Fair value measurement of financial instruments (Continued)

Reconciliation of Level 3 fair value measurement of financial assets

	Unlisted equity securities classified as equity instruments designated at FVOCI	Unlisted equity instruments classified as financial asset at FVTPL
	<i>HK\$'000</i>	<i>HK\$'000</i>
At 1 October 2020	18,000	53,712
Addition during the year	–	43,223
Change in fair value, recognised in other comprehensive income	(2,000)	–
Change in fair value, recognised in profit or loss	–	3,868
At 30 September 2021 and 1 October 2021	16,000	100,803
Addition during the year	–	1,460
Change in fair value, recognised in other comprehensive income	(4,016)	–
Change in fair value, recognised in profit or loss	–	(402)
At 30 September 2022	11,984	101,861

NOTES TO THE CONSOLIDATED FINANCIAL STATEMENTS

FOR THE YEAR ENDED 30 SEPTEMBER 2022

35. FINANCIAL INSTRUMENTS (CONTINUED)

c. Fair value measurement of financial instruments (Continued)

Below is the table setting out quantitative information about fair value measurements using significant unobservable inputs (Level 3).

Description	Fair value at 30 September		Valuation technique(s)	Unobservable input		Range (weighted average)		Relationship of unobservable inputs to fair value
	2022	2021		2022	2021	2022	2021	
	HK\$'000	HK\$'000						
Financial asset measured at FVTPL								
Unlisted equity instrument	44,110	37,559	Adjusted asset-based approach	Discount rate for lack of control	Discount rate for lack of control	25%	30%	A slight increase in the discount rate would result in an insignificant decrease in the fair value, and vice versa
Unlisted equity instruments	57,751	63,244	Market approach	Discount rate for lack of marketability	Discount rate for lack of marketability	11.40%	9.60%	A slight increase in the discount rate would result in an insignificant decrease in the fair value, and vice versa
Equity instrument designated at FVOCI								
Unlisted equity investment	11,984	16,000	Market approach	Discount rate for lack of marketability	Discount rate for lack of marketability	13.30%	20.60%	A slight increase in the discount rate would result in an insignificant decrease in the fair value, and vice versa

There were no transfers between levels during the year ended 30 September 2021 and 2022.

The fair value of other financial assets and financial liabilities are determined in accordance with generally accepted pricing models based on discounted cash flow analysis.

The directors of the Company consider that the carrying amounts of financial assets and financial liabilities recorded at amortised cost in the consolidated financial statements approximate to their fair values.

NOTES TO THE CONSOLIDATED FINANCIAL STATEMENTS

FOR THE YEAR ENDED 30 SEPTEMBER 2022

36. RELATED PARTY TRANSACTIONS

In addition to those disclosed elsewhere in these consolidated financial statements, the following transactions were carried out by the Group with the related parties during the year. The terms of the below transactions (a) and (b) were mutually agreed by the Group and the related companies.

(a) Significant related party transactions with Elevant-Garde

	2022	2021
	<i>HK\$'000</i>	<i>HK\$'000</i>
Accounting service income received from Elevant-Garde	–	20
Licence income received from Elevant-Garde	–	210
Repair and maintenance expense paid/payable to Elevant-Garde	–	715
Addition of investment properties paid to Elevant-Garde	–	15
	–	750

	2022	2021
	<i>HK\$'000</i>	<i>HK\$'000</i>
Deposits paid to Elevant-Garde included in deposits and prepayments	–	51

Note: Before the Step Acquisition, the Group holds a 49.9% equity interest of Elevant-Garde, a joint venture of the Group. Mr. Wong Tat Chang, Abraham, Mr. Wong Tak Kee, David and Mr. Wong Tat Sum, Samuel (“Mr. Samuel Wong”), who are the executive directors of the Company (the “Executive Directors”), are beneficial owners of Elevant-Garde. After the Step Acquisition, Elevant-Garde become a subsidiary of the Group (Note 27).

(b) Significant related party transactions with B.L. Wong & Company Limited (“B.L. Wong”)

	2022	2021
	<i>HK\$'000</i>	<i>HK\$'000</i>
Rental income received from B.L. Wong	1,080	1,080
Property management fee received from B.L. Wong	235	235

Note: All the three Executive Directors held interests in the Company and B.L. Wong.

NOTES TO THE CONSOLIDATED FINANCIAL STATEMENTS

FOR THE YEAR ENDED 30 SEPTEMBER 2022

36. RELATED PARTY TRANSACTIONS (CONTINUED)

(c) Significant related party transactions with Bowen Capital Limited ("Bowen")

	2022	2021
	<i>HK\$'000</i>	<i>HK\$'000</i>
Rental income received from Bowen	540	–
Property management fee received from Bowen	103	–

Note: Mr. Samuel Wong is the common director of the Company and Bowen.

(d) Compensation of key management personnel

The remuneration of the Directors and other members of key management personnel of the Group during the year was as follows:

	2022	2021
	<i>HK\$'000</i>	<i>HK\$'000</i>
Short-term employee benefits	8,475	8,418
Retirement scheme contributions	79	79
	8,554	8,497

The remuneration of directors of the Company and key executives is determined by the remuneration committee having regard to the performance of individuals and market trends.

NOTES TO THE CONSOLIDATED FINANCIAL STATEMENTS

FOR THE YEAR ENDED 30 SEPTEMBER 2022

37. EVENTS AFTER THE REPORTING PERIOD

On 15 December 2022, Pokfulam Property Management Limited, a wholly-owned subsidiary of the Company, entered into a construction contract with B.L. Wong & Co., Ltd (the “Contractor”) to engage the Contractor to perform certain renovation works for an industrial building (the “Building”) at a contract sum of HK\$4,688,000 (the “Contract Sum” and the “Construction Contract”, respectively). The Building is situated at China Paint Building, No. 1163 Canton Road, No. 5B Arran Street, Mong Kok, Kowloon, and is partially owned by Metrocenter Holdings Limited, a wholly-owned subsidiary of the Company. The Contractor is beneficially owned by the Executive Directors in equal shares. Accordingly, the Contractor is an associate of the Executive Directors and a connected person of the Company pursuant to Chapter 14A of the Listing Rules. The Construction Contract, therefore, constitutes a connected transaction of the Company under Chapter 14A of the Listing Rules.

Since the highest applicable percentage ratio (as defined under Rule 14.07 of the Listing Rules) in respect of the transaction contemplated under the Construction Contract was more than 0.1% but less than 5%, the Construction Contract was subject to the reporting and announcement requirements but was exempt from the circular and independent shareholders’ approval requirements under Chapter 14A of the Listing Rules. The Construction Contract was approved by the Board. In view of their interests in the Contractor, each of the Executive Directors was considered to have a material interest in the Construction Contract and, therefore, they abstained from voting at the meeting of the Board convened for considering and approving the Construction Contract. Further details regarding the Construction Contract were set out in the Company’s announcement dated 15 December 2022.

FIVE YEARS FINANCIAL SUMMARY

(A) CONSOLIDATED RESULTS

	2018	2019	2020	2021	2022
	HK\$'000	HK\$'000	HK\$'000	HK\$'000	HK\$'000
Revenue	135,535	139,223	140,010	154,139	163,550
Profit/(loss) for the year	480,008	136,151	(59,599)	137,072	13,394
Profit/(loss) for the year attributable to:					
Owners of the Company	480,770	136,847	(59,535)	137,121	14,795
Non-controlling interests	(762)	(696)	(64)	(49)	(1,401)
	480,008	136,151	(59,599)	137,072	13,394

(B) CONSOLIDATED NET ASSETS

	2018	2019	2020	2021	2022
	HK\$'000	HK\$'000	HK\$'000	HK\$'000	HK\$'000
Total assets	5,588,661	5,705,536	5,599,086	5,704,458	5,908,025
Total liabilities	(141,400)	(163,210)	(173,985)	(181,518)	(428,539)
Net assets	5,447,261	5,542,326	5,425,101	5,522,940	5,479,486
Equity attributable to owners of the Company	5,440,474	5,536,235	5,425,073	5,523,932	5,481,879
Non-controlling interests	6,787	6,091	28	(992)	(2,393)
Total	5,447,261	5,542,326	5,425,101	5,522,940	5,479,486

PARTICULARS OF PROPERTIES HELD FOR INVESTMENT

Particulars of investment properties which are wholly owned by the Group are as follows:

Property	Existing use	Lease term	Number of car parking spaces	Approximate floor area (square meters)
<i>In Hong Kong</i>				
Beverly House 93-107 Lockhart Road Hong Kong	Commercial	Long lease	43	9,778*
Scenic Villas Apartments K and L on Ground to 14th Floor of Block A-4 2-28 Scenic Villa Drive Hong Kong	Residential	Long lease	30	6,410*
Scenic Villas Apartments D on Ground to 13th Floor of Block B-2 2-28 Scenic Villa Drive Hong Kong	Residential	Long lease	14	2,510*
Scenic Villas The Lower Ground Floor of Block A-3 and part of Car Port Area under Block A-4 2-28 Scenic Villa Drive Hong Kong	Residential	Long lease	25	314*

PARTICULARS OF PROPERTIES HELD FOR INVESTMENT

Property	Existing use	Lease term	Number of car parking spaces	Approximate floor area (square meters)
<i>In Hong Kong (Continued)</i>				
3-4 Headland Road Hong Kong	Residential	Long lease	27	3,391 [#]
Wylar Centre Phase 2 13/F and 14/F Nos. 192 - 200 Tai Lin Pai Road Kwai Chung New Territories	Industrial	Medium lease	5	4,760 [*]
1/F, 88A Pok Fu Lam Road Hong Kong	Residential	Long lease	1	155 [*]
Kennedy Court No. 7A Shiu Fai Terrace Nos. 134-136 Kennedy Road Hong Kong	Residential	Medium lease	30	4,102 [*]
1/F – 9/F and Flat Roof, China Paint Building 1163 Canton Road, 5B Arran Street, Mong Kok, Kowloon	Industrial	Long lease	–	5,134 [#]
<i>In the People's Republic of China</i>				
Units E and F on 1/F to 3/F and 5/F to 9/F, Vivaldi Court Manhattan Garden Chao Yang District Beijing	Residential	Medium lease	–	1,987 [*]

* Approximate gross floor area (square meters)

Approximate saleable floor area (square meters)