

Hong Kong Exchanges and Clearing Limited and The Stock Exchange of Hong Kong Limited take no responsibility for the contents of this announcement, make no representation as to its accuracy or completeness and expressly disclaim any liability whatsoever for any loss howsoever arising from or in reliance upon the whole or any part of the contents of this announcement.

This announcement and the Listing Documents (as defined below) attached hereto are for information purposes only and do not constitute an invitation or offer to acquire, purchase or subscribe for the securities of the Issuer (as defined below). This announcement and the Listing Documents attached hereto are not, and are not intended to be, an offer of securities of the Issuer for sale, or the solicitation of an offer to buy securities of the Issuer, in the United States. The securities referred to in this announcement and the Listing Documents attached hereto have not been and will not be registered under the United States Securities Act of 1933, as amended (the “**Securities Act**”), and may not be offered or sold within the United States, except pursuant to an exemption from, or in a transaction not subject to registration requirements of the Securities Act. The Notes (as defined below) are being offered and sold only outside the United States and to non-U.S. persons (as defined in Regulation S under the Securities Act) in offshore transactions in compliance with Regulation S under the Securities Act (“**Regulation S**”). This announcement and the Listing Documents attached hereto are not for distribution, directly or indirectly, in or into the United States. No public offer of the securities referred to herein is being or will be made in the United States.

This announcement and the Listing Documents attached hereto have been published for information purposes only as required by the Rules Governing the Listing of Securities on The Stock Exchange of Hong Kong Limited (the “**Listing Rules**”) and do not constitute an offer to sell nor a solicitation of an offer to buy any securities. Neither this announcement nor anything referred to herein (including the Listing Documents attached hereto) forms the basis for any contract or commitment whatsoever. For the avoidance of doubt, the publication of this announcement and the Listing Documents attached hereto shall not be deemed to be an offer of securities made pursuant to a prospectus issued by or on behalf of the Issuer for the purposes of the Companies (Winding Up and Miscellaneous Provisions) Ordinance (Cap. 32 of the Laws of Hong Kong) nor shall it constitute an advertisement, invitation or document containing an invitation to the public to enter into or offer to enter into an agreement to acquire, dispose of, subscribe for or underwrite securities for the purposes of the Securities and Futures Ordinance (Cap. 571 of the Laws of Hong Kong).

Notice to Hong Kong investors: The Issuer and the Guarantor (as defined below) confirm that the Notes are intended for purchase by Professional Investors (as defined in Chapter 37 of the Listing Rules) only and have been listed on The Stock Exchange of Hong Kong Limited on that basis. Accordingly, the Issuer and the Guarantor confirm that the Notes are not appropriate as an investment for retail investors in Hong Kong. Investors should carefully consider the risks involved.

**Publication of Offering Circular and Pricing Supplements for the Issuance of
CNY1,500,000,000 3.15% Guaranteed Notes Due 2025
(Stock Code: 84427)
CNY1,500,000,000 3.25% Guaranteed Notes Due 2026
(Stock Code: 84428)
(together, the “Notes”)
under
U.S.\$3,000,000,000
Medium Term Note Programme
(the “Programme”)**

Unconditionally and irrevocably guaranteed by



CSC Financial Co., Ltd.
中信建投証券股份有限公司
(the “Guarantor”)

*(Incorporated with limited liability in the People’s Republic of China)
(Hong Kong Stock Exchange Stock Code: 6066; Shanghai Stock Exchange Stock Code: 601066)*

Issued by
CSCIF Asia Limited
(the “Issuer”)
(Incorporated under the laws of the British Virgin Islands with limited liability)

Joint Global Coordinators, Joint Bookrunners and Joint Lead Managers

China Securities International	China CITIC Bank International	ICBC (Asia)	ICBC International
ICBC Singapore	Bank of China	Agricultural Bank of China Limited Hong Kong Branch	Bank of Communications
BOSC International		HSBC	

Joint Bookrunners and Joint Lead Managers

CNCB Capital	ICBC Dubai (DIFC) Branch	ICBC (Macau)	Bank of China (Hong Kong)
BOC International	China Construction Bank (Asia)	CCB International	ABC International
BOCOM International	CMB Wing Lung Bank Limited	CMB International	Industrial Bank Co., Ltd. Hong Kong Branch
Shanghai Pudong Development Bank Hong Kong Branch	China Everbright Bank Hong Kong Branch	China Minsheng Banking Corp., Ltd., Hong Kong Branch	CMBC Capital
China Galaxy International	Daiwa Capital Markets	Standard Chartered Bank	

This announcement is made pursuant to Rule 37.39A of the Listing Rules.

Please refer to the offering circular dated 11 January 2023 (the “**Original Offering Circular**”) in relation to the Programme, the supplemental offering circular dated 20 April 2023 (the “**Supplemental Offering Circular**”) in relation to the Notes, and the pricing supplements dated 20 April 2023 (the “**Pricing Supplements**”) in relation to the Notes, each appended herein. The Issuer announces that the listing of the Notes on The Stock Exchange of Hong Kong Limited has become effective on 28 April 2023. The Original Offering Circular, the Supplemental Offering Circular and the Pricing Supplements have been published in English only. Chinese versions of the Original Offering Circular, the Supplemental Offering Circular and the Pricing Supplements will not be published.

The Original Offering Circular, Supplemental Offering Circular and the Pricing Supplements (collectively, the “**Listing Documents**”) do not constitute a prospectus, notice, circular, brochure or advertisement offering to sell any securities to the public in any jurisdiction, or an invitation to the public to make offers to subscribe for or purchase any securities.

The Listing Documents must not be regarded as an inducement to subscribe for or purchase any securities of the Issuer, and no such inducement is intended. In making an investment decision, investors must rely on their own examination of the Issuer, the Guarantor, the Group (as defined in the Original Offering Circular) and the terms of the offering, including the merits and risks involved.

Beijing, the PRC
28 April 2023

As at the date of this announcement, the sole director of CSCIF Asia Limited is Ms. XUE Lan.

As at the date of this announcement, the executive Directors of CSC Financial Co., Ltd. are Mr. WANG Changqing and Mr. LI Geping; the non-executive Directors of CSC Financial Co., Ltd. are Mr. WU Ruilin, Ms. ZHU Jia, Mr. YANG Dong and Ms. WANG Hua; and the independent non-executive Directors of CSC Financial Co., Ltd. are Mr. PO Wai Kwong, Mr. LAI Guanrong, Mr. ZHOU Chengyue, Mr. ZHANG Zheng and Mr. WU Xi.

Appendix 1
Offering Circular dated 11 January 2023

IMPORTANT NOTICE

THIS OFFERING IS AVAILABLE ONLY TO INVESTORS WHO ARE ADDRESSEES OUTSIDE OF THE UNITED STATES AND, IN CERTAIN CIRCUMSTANCES, ARE NOT U.S. PERSONS.

IMPORTANT: You must read the following disclaimer before continuing. The following disclaimer applies to the attached offering circular (the “Offering Circular”). You are advised to read this disclaimer carefully before accessing, reading or making any other use of the attached Offering Circular. In accessing the attached Offering Circular, you agree to be bound by the following terms and conditions, including any modifications to them from time to time, each time you receive any information from the CSCIF Asia Limited (the “Issuer”), CSC Financial Co., Ltd. (the “Guarantor”) as a result of such access. In order to be eligible to view the attached Offering Circular or make an investment decision with respect to the securities, investors must be outside the United States.

Confirmation of Your Representation: The attached Offering Circular is being sent to you at your request and by accepting the e-mail and accessing the attached Offering Circular, you shall be deemed to represent to the Issuer, the Guarantor, each of China Securities (International) Corporate Finance Company Limited, China CITIC Bank International Limited and The Hongkong and Shanghai Banking Corporation Limited (together, the “Arrangers” and the “Dealers” and each an “Arranger” and a “Dealer”) that (1) you and any customers you represent are outside the United States and, in certain circumstances, not U.S. persons (as defined in Regulation S under the U.S. Securities Act of 1933, as amended (the “Securities Act”)) and that the e-mail address that you gave us and to which this e-mail has been delivered is not located in the United States, its territories or possessions, and (2) you consent to delivery of the attached Offering Circular and any amendments or supplements thereto by electronic transmission.

The attached Offering Circular has been made available to you in electronic form. You are reminded that documents transmitted via this medium may be altered or changed during the process of transmission and, consequently, none of the Issuer, the Guarantor, the Arrangers, the Dealers, the Trustee or the Agents (each as defined in the attached Offering Circular) or any of their respective affiliates, directors, officers, employees, representatives, agents and each person who controls the Issuer, the Guarantor, the Arrangers, the Dealers, the Trustee, the Agents or any of their respective affiliates accepts any liability or responsibility whatsoever in respect of any discrepancies between the document distributed to you in electronic format and the hard copy version available to you upon request from the Issuer, the Guarantor, the Arrangers and the Dealers.

Restrictions: The attached Offering Circular is being furnished in connection with an offering in offshore transactions to persons outside the United States or, in certain circumstances, to non-U.S. persons outside the United States in compliance with Regulation S under the Securities Act solely for the purpose of enabling a prospective investor to consider the purchase of the securities described herein.

NOTHING IN THIS ELECTRONIC TRANSMISSION CONSTITUTES AN OFFER OF SECURITIES FOR SALE IN THE UNITED STATES OR ANY OTHER JURISDICTION WHERE IT IS UNLAWFUL TO DO SO. THE SECURITIES HAVE NOT BEEN, AND WILL NOT BE, REGISTERED UNDER THE SECURITIES ACT OR THE SECURITIES LAWS OF ANY STATE OF THE UNITED STATES OR OTHER JURISDICTION AND THE SECURITIES MAY NOT BE OFFERED, SOLD OR (IN THE CASE OF NOTES IN BEARER FORM) DELIVERED WITHIN THE UNITED STATES, OR IN CERTAIN CIRCUMSTANCES, TO U.S. PERSONS, EXCEPT PURSUANT TO AN EXEMPTION FROM, OR IN A TRANSACTION NOT SUBJECT TO, THE REGISTRATION REQUIREMENTS OF THE SECURITIES ACT AND APPLICABLE STATE OR LOCAL SECURITIES LAWS. THE OFFERING IS MADE SOLELY OUTSIDE THE UNITED STATES IN OFFSHORE TRANSACTIONS IN RELIANCE ON REGULATION S UNDER THE SECURITIES ACT.

Nothing in this electronic transmission constitutes an offer or an invitation by or on behalf of any of the Issuer, the Guarantor, the Arrangers or the Dealers to subscribe for or purchase any of the securities described therein, and access has been limited so that it shall not constitute, in the United States or elsewhere, directed selling efforts (within the meaning of Regulation S under the Securities Act). If a jurisdiction requires that the offering be made by a licensed broker or dealer and any Arranger or Dealer or any of their respective affiliates is a licensed broker or dealer in that jurisdiction, the offering shall be deemed to be made by it or such affiliate on behalf of the Issuer and the Guarantor in such jurisdiction.

You are reminded that you have accessed the attached Offering Circular on the basis that you are a person into whose possession the attached Offering Circular may be lawfully delivered in accordance with the laws of the jurisdiction in which you are located and you may not, nor are you authorised to, deliver this document, electronically or otherwise, to any other person. If you have gained access to this transmission contrary to the foregoing restrictions, you are not allowed to purchase any of the securities described in the attached Offering Circular.

Actions that You May Not Take: If you receive this document by e-mail, you should not reply by e-mail to this document, and you may not purchase any securities by doing so. Any reply e-mail communications, including those you generate by using the “Reply” function on your e-mail software, will be ignored or rejected.

YOU ARE NOT AUTHORISED TO AND YOU MAY NOT FORWARD OR DELIVER THE ATTACHED OFFERING CIRCULAR, ELECTRONICALLY OR OTHERWISE, TO ANY OTHER PERSON OR REPRODUCE SUCH OFFERING CIRCULAR IN ANY MANNER WHATSOEVER. ANY FORWARDING, DISTRIBUTION OR REPRODUCTION OF THE ATTACHED OFFERING CIRCULAR IN WHOLE OR IN PART IS UNAUTHORISED. FAILURE TO COMPLY WITH THIS DIRECTIVE MAY RESULT IN A VIOLATION OF THE SECURITIES ACT OR THE APPLICABLE LAWS OF OTHER JURISDICTIONS.

You are responsible for protecting against viruses and other destructive items. If you receive this document by e-mail, your use of this e-mail is at your own risk and it is your responsibility to take precautions to ensure that it is free from viruses and other items of a destructive nature.

CSCIF Asia Limited

(Incorporated with limited liability in the British Virgin Islands)

U.S.\$3,000,000,000

Medium Term Note Programme

Unconditionally and Irrevocably Guaranteed by



CSC Financial Co., Ltd.

(中信建投証券股份有限公司)

(Incorporated with limited liability in the People's Republic of China)

(Hong Kong Stock Exchange Stock Code: 6066; Shanghai Stock Exchange Stock Code: 601066)

Under the U.S.\$3,000,000,000 Guaranteed Medium Term Note Programme described in this Offering Circular (the "Programme"), CSCIF Asia Limited (the "Issuer"), subject to compliance with all relevant laws, regulations and directives, may from time to time issue medium term notes (the "Notes") which will be unconditionally and irrevocably guaranteed ("Guarantee") by its parent company, CSC Financial Co., Ltd. (the "Guarantor"). The Issuer is a wholly-owned subsidiary of the Guarantor. The aggregate nominal amount of Notes outstanding will not at any time exceed U.S.\$3,000,000,000 (or the equivalent in other currencies), subject to increase as further described in "Summary of the Programme".

Each Tranche of Notes (as defined in "Summary of the Programme") issued under the Programme will have the benefit of a deed of guarantee dated on or about the relevant Issue Date (as defined in Terms and Conditions of the Notes) (each, as amended, restated and/or supplemented from time to time, a "Deed of Guarantee") entered into between the Guarantor and The Hongkong and Shanghai Banking Corporation Limited as trustee (the "Trustee") substantially in the form attached to the Trust Deed (as defined in Terms and Conditions of the Notes). The Guarantor will be required to register or cause to be registered with the Beijing Branch of the State Administration of Foreign Exchange ("SAFE") the relevant Deed of Guarantee within the prescribed timeframe after its execution in accordance with the Foreign Exchange Administration Rules on Cross-border Security (跨境擔保外匯管理規定) promulgated by SAFE following the issuance of each Tranche of the Notes. The Guarantor intends to complete the registration of the relevant Deed of Guarantee with SAFE as soon as practicable and in any event before the Registration Deadline (being 90 Registration Business Days (as defined in the Terms and Conditions of the Notes) after the relevant Issue Date). The obligations of the Guarantor under the Guarantee shall, save for such exceptions as may be provided by applicable law and subject to Condition 4(a) of the Terms and Conditions of the Notes, at all times rank at least equally with all other present and future unsecured and unsubordinated obligations of the Guarantor.

With respect to each Tranche of the Notes where the NDRC Circular (as defined below) is applicable, registration will be completed, or application to registration will be made, by the Guarantor in accordance with the Circular on Promoting the Reform of the Administrative System on the Issuance by Enterprises of Foreign Debt Filings and Registrations (NDRC Wai Zi [2015] No. 2044) (《國家發改委關於推進企業發行外債備案登記制管理改革的通知》) (發改外資[2015]2044號) issued by the NDRC and which came into effect on 14 September 2015 and any implementation rules, reports, certificates or guidelines as may be issued by the NDRC, as supplemented and amended from time to time ("NDRC Circular"), as set forth in the applicable Pricing Supplement. After issuance of each Tranche of the Notes where the NDRC Circular is applicable, the Guarantor shall file the requisite information and documents with the NDRC within the prescribed timeframe after the relevant Issue Date of the Notes in accordance with the NDRC Circular. The PRC government has no obligations under the Notes. See the section entitled "Risk Factors" in this Offering Circular.

Application has been made to The Stock Exchange of Hong Kong Limited (the "Hong Kong Stock Exchange") for the listing of the Programme during the 12-month period after the date of this Offering Circular on the Hong Kong Stock Exchange by way of debt issues to professional investors (as defined in Chapter 37 of the Rules Governing the Listing of Securities on The Stock Exchange of Hong Kong Limited) ("Professional Investors") only. This document is for distribution to Professional Investors only.

Notice to Hong Kong investors: Each of the Issuer and the Guarantor confirms that the Notes are intended for purchase by Professional Investors only and with respect to the Notes to be listed on the Hong Kong Stock Exchange will be listed on The Stock Exchange of Hong Kong Limited on that basis. Accordingly, each of the Issuer and the Guarantor confirms that the Notes are not appropriate as an investment for retail investors in Hong Kong. Investors should carefully consider the risks involved.

The Hong Kong Stock Exchange has not reviewed the contents of this Offering Circular, other than to ensure that the prescribed form disclaimer and responsibility statements, and a statement limiting distribution of this Offering Circular to Professional Investors only have been reproduced in this Offering Circular. Listing of the Programme and the Notes on the Hong Kong Stock Exchange is not to be taken as an indication of the commercial merits or credit quality of the Programme, the Notes or the Issuer, the Guarantor or the Group or quality of disclosure in this document. Hong Kong Exchanges and Clearing Limited and the Hong Kong Stock Exchange take no responsibility for the contents of this Offering Circular, make no representation as to its accuracy or completeness and expressly disclaim any liability whatsoever for any loss howsoever arising from or in reliance upon the whole or any part of the contents of this Offering Circular.

Notice of the aggregate nominal amount of the Notes, interest (if any) payable in respect of the Notes, the issue price of the Notes and any other terms and conditions not contained herein which are applicable to each Tranche (as defined in "Summary of the Programme") of the Notes will be set out in a pricing supplement (the "Pricing Supplement") which, with respect to Notes to be listed on the Hong Kong Stock Exchange, will be delivered to the Hong Kong Stock Exchange, on or before the relevant Issue Date. The relevant Pricing Supplement in respect of the issue of any Notes will specify whether or not such Notes will be listed on the Hong Kong Stock Exchange or listed, traded or quoted on or by any other competent authority, exchange or quotation system.

Notes may be issued in bearer or registered form. The Notes of each Series issued in bearer form ("Bearer Notes") will be represented on issue by a temporary global note in bearer form (each a "Temporary Global Note") or a permanent global note in bearer form (each a "Permanent Global Note") (collectively, the "Global Note"). Bearer Notes that are issued in compliance with rules in substantially the same form as U.S. Treasury Regulations §1.163-5(c)(2)(i)(D) for purposes of Section 4701 of the U.S. Internal Revenue Code of 1986, as amended (the "Code") ("TEFRA D") will be initially represented by a Temporary Global Note and interests in a Temporary Global Note will be exchangeable, in whole or in part, for interests in a Permanent Global Note on or after the date 40 days after the later of the commencement of the offering and the relevant Issue Date (the "Exchange Date"), upon certification as to non-U.S. beneficial ownership. Notes in registered form will be represented by registered certificates (each a "Certificate"), one Certificate being issued in respect of each Noteholder's entire holding of Registered Notes of one Series. The Notes of each Series in registered form will initially be represented by a global certificate (each a "Global Certificate"). Global Notes and Global Certificates may be deposited on the relevant Issue Date with a common depository on behalf of Euroclear Bank S.A./NV ("Euroclear") and/or Clearstream Banking S.A. ("Clearstream"), or with a sub-custodian for the Central Moneymarkets Unit Service (the "CMU") operated by the Hong Kong Monetary Authority. The provisions governing the exchange of interests in Global Notes for other Global Notes and definitive Notes or Global Certificates for Certificates are described in "Summary of Provisions Relating to the Notes while in Global Form".

The Notes and the Guarantee have not been and will not be registered under the United States Securities Act of 1933, as amended (the "Securities Act") or with any securities regulatory authority of any state of the United States and may not be offered or sold, or in case of Bearer Notes, delivered, in the United States or, in certain circumstances, to or for the account or benefit of, U.S. persons (as such term is defined in Regulation S under the Securities Act ("Regulation S")) except pursuant to an exemption from the registration requirements of the Securities Act. There will be no public offer of securities in the United States. The Notes and the Guarantee are being offered outside the United States in reliance on Regulation S under the Securities Act. Bearer Notes are subject to U.S. tax law requirements. See "Subscription and Sale".

MiFID II product governance/target market – The Pricing Supplement in respect of any Notes may include a legend entitled "MiFID II Product Governance" which will outline the target market assessment in respect of the Notes and which channels for distribution of the Notes are appropriate. Any person subsequently offering, selling or recommending the Notes (a "distributor") should take into consideration the target market assessment; however, a distributor subject to Directive 2014/65/EU (as amended, "MiFID II") is responsible for undertaking its own target market assessment in respect of the Notes (by either adopting or refining the target market assessment) and determining appropriate distribution channels.

A determination will be made in relation to each issue about whether, for the purpose of the MiFID II Product Governance rules under EU Delegated Directive 2017/593 (the "MiFID II Product Governance Rules"), any Dealer subscribing for any Notes is a manufacturer in respect of such Notes, but otherwise neither the Arrangers nor the Dealers nor any of their respective affiliates will be a manufacturer for the purpose of the MiFID II Product Governance Rules.

UK MiFIR product governance/target market – The Pricing Supplement in respect of any Notes may include a legend entitled "UK MiFIR Product Governance" which will outline the target market assessment in respect of the Notes and which channels for distribution of the Notes are appropriate. Any person subsequently offering, selling or recommending the Notes (a "distributor") should take into consideration the target market assessment; however, a distributor subject to the FCA Handbook Product Intervention and Product Governance Sourcebook (the "UK MiFIR Product Governance Rules") is responsible for undertaking its own target market assessment in respect of the Notes (by either adopting or refining the target market assessment) and determining appropriate distribution channels.

A determination will be made in relation to each issue about whether, for the purpose of the UK MiFIR Product Governance Rules, any Dealer subscribing for any Notes is a manufacturer in respect of such Notes, but otherwise neither the Arrangers nor the Dealers nor any of their respective affiliates will be a manufacturer for the purpose of the UK MiFIR Product Governance Rules.

IMPORTANT – EEA RETAIL INVESTORS – The Notes are not intended to be offered, sold or otherwise made available to and should not be offered, sold or otherwise made available to any retail investor in the European Economic Area ("EEA"). For these purposes, a retail investor means a person who is one (or more) of: (i) a retail client as defined in point (11) of Article 4(1) of MiFID II; (ii) a customer within the meaning of Directive (EU) 2016/97 (as amended, the "Insurance Distribution Directive"), where that customer would not qualify as a professional client as defined in point (10) of Article 4(1) of MiFID II; or (iii) not a qualified investor as defined in Regulation (EU) 2017/1129 (as amended, the "Prospectus Regulation"). Consequently no key information document required by Regulation (EU) No 1286/2014 (as amended, the "PRIIPs Regulation") for offering or selling the Notes or otherwise making them available to retail investors in the EEA or in the UK has been prepared and therefore offering or selling the Notes or otherwise making them available to any retail investor in the EEA may be unlawful under the PRIIPs Regulation.

IMPORTANT – UK RETAIL INVESTORS – The Notes are not intended to be offered, sold or otherwise made available to and should not be offered, sold or otherwise made available to any retail investor in the United Kingdom ("UK"). For these purposes, a retail investor means a person who is one (or more) of: (i) a retail client as defined in point (8) of Article 2 of Regulation (EU) No 2017/565 as it forms part of domestic law by virtue of the European Union (Withdrawal) Act 2018 ("EUWA"); or (ii) a customer within the meaning of the provisions of the Financial Services and Markets Act 2000 ("FSMA") and any rules or regulations made under the FSMA to implement Directive (EU) 2016/97, where that customer would not qualify as a professional client, as defined in point (8) of Article 2(1) of Regulation (EU) No 600/2014 as it forms part of domestic law by virtue of the EUWA; or (iii) not a qualified investor as defined in Article 2 of the Prospectus Regulation as it forms part of domestic law by virtue of the EUWA (the "UK Prospectus Regulation"). Consequently, no key information document required by the PRIIPs Regulation as it forms part of domestic law by virtue of the EUWA (the "UK PRIIPs Regulation") for offering or selling the Notes or otherwise making them available to retail investors in the UK has been prepared and therefore offering or selling the Notes or otherwise making them available to any retail investor in the UK may be unlawful under the UK PRIIPs Regulation.

Singapore SFA Product Classification: In connection with Section 309B of the Securities and Futures Act 2001 of Singapore (the "SFA") and the Securities and Futures (Capital Markets Products) Regulations 2018 of Singapore (the "CMP Regulations 2018"), unless otherwise specified before an offer of Notes, the Issuer has determined, and hereby notifies all relevant persons (as defined in Section 309A(1) of the SFA), that the Notes are "prescribed capital markets products" (as defined in the CMP Regulations 2018) and Excluded Investment Products (as defined in MAS Notice SFA 04-N12: Notice on the Sale of Investment Products and MAS Notice FAA-N16: Notice on Recommendations on Investment Products).

The Notes may be issued on a continuing basis to one or more of the Dealers specified under "Summary of the Programme" and any additional Dealer appointed under the Programme from time to time by the Issuer and the Guarantor (each a "Dealer" and together the "Dealers"), which appointment may be for a specific issue or on an ongoing basis. References in this Offering Circular to the "relevant Dealer" shall, in the case of an issue of Notes being (or intended to be) subscribed by more than one Dealer, be to all Dealers agreeing to subscribe such Notes.

The Programme has been assigned a rating of "Baa1" by Moody's Investor Services, Inc. ("Moody's") and a rating of "BBB+" by Fitch Ratings Ltd. ("Fitch"). In addition, the Guarantor has been assigned a corporate family rating of "Baa1" by Moody's with stable outlook, a long-term foreign and local currency issuer default rating of "BBB+" by Fitch with stable outlook and a long-term issuer credit rating of "BBB+" by S&P Global Ratings ("S&P") with stable outlook. These ratings are only correct as at the date of this Offering Circular. Tranches of Notes to be issued under the Programme may be rated or unrated. Where a Tranche of Notes is to be rated, such rating will not necessarily be the same as the ratings assigned to the Programme. A rating does not constitute a recommendation to buy, sell or hold the Notes and may be subject to suspension, reduction, revision or withdrawal at any time by the assigning rating agency.

Investing in the Notes involves certain risks and may not be suitable for all investors. Investors should have sufficient knowledge and experience in financial and business matters to evaluate the information contained in this Offering Circular and in the applicable Pricing Supplement and the merits and risks of investing in a particular issue of Notes in the context of their financial position and particular circumstances. Investors should also have the financial capacity to bear the risks associated with an investment in Notes. Investors should not purchase Notes unless they understand and are able to bear risks associated with Notes. Prospective investors should have regard to the factors described under the section entitled "Risk Factors" in this Offering Circular.

Arrangers and Dealers

China Securities International

China CITIC Bank International

HSBC

Offering Circular dated 11 January 2023

NOTICE TO INVESTORS

Each of the Issuer and the Guarantor, having made all reasonable enquiries, confirms that (i) this Offering Circular contains all information with respect to the Issuer, the Guarantor and their respective subsidiaries (together, the “**Group**”) and to the Guarantee, the Deed of Guarantee and the Notes which is material in the context of the issue and offering of the Notes; (ii) the statements contained in this Offering Circular relating to the Issuer, the Guarantor, the Group, the Guarantee, the Deed of Guarantee and the Notes are in every material respect true and accurate and not misleading; (iii) the opinions and intentions expressed in this Offering Circular with regard to the Issuer, the Guarantor and to the Group are honestly held, have been reached after considering all relevant circumstances and are based on reasonable assumptions; (iv) there are no other facts in relation to the Issuer, the Guarantor, the Group, the Guarantee, the Deed of Guarantee or the Notes the omission of which would, in the context of the issue and offering of the Notes, make any statement in this Offering Circular misleading in any material respect; (v) all reasonable enquiries have been made by the Issuer and the Guarantor to ascertain such facts and to verify the accuracy of all such information and statements; and (vi) the statistical, industry and market-related data included in this Offering Circular is based on or derived from sources which each of the Issuer and the Guarantor believes to be accurate and reliable in all material respects.

This Offering Circular includes particulars given in compliance with the Rules Governing the Listing of Securities on The Stock Exchange of Hong Kong Limited for the purpose of giving information with regard to the Issuer, the Guarantor and the Group. The Issuer and the Guarantor accept full responsibility for the accuracy of the information contained in this Offering Circular and confirm, having made all reasonable enquiries, that to the best of their knowledge and belief there are no other facts the omission of which would make any statement herein misleading.

Listing of the Programme or the Notes on the Hong Kong Stock Exchange is not to be taken as an indication of the merits of the Issuer, the Guarantor or the Notes. In making an investment decision, investors must rely on their own examination of the Issuer, the Guarantor and the terms of the offering, including the merits and risks involved. Please see “*Risk Factors*” for a discussion of certain factors to be considered in connection with an investment in the Notes. Each Tranche of Notes will be issued on the terms set out herein under “*Terms and Conditions of the Notes*” as amended and/or supplemented by a Pricing Supplement. This Offering Circular must be read and construed together with any amendments or supplements hereto and with any information incorporated by reference herein (see “*Information Incorporated by Reference and Financial Information*”) and, in relation to any Tranche of Notes, must be read and construed together with the relevant Pricing Supplement. This Offering Circular shall be read and construed on the basis that such documents are incorporated in and form part of this Offering Circular.

The distribution of this Offering Circular and any Pricing Supplement and the offering, sale and delivery of the Notes in certain jurisdictions may be restricted by law. Persons into whose possession this Offering Circular comes are required by the Issuer, the Guarantor, each of China Securities (International) Corporate Finance Company Limited, China CITIC Bank International Limited and The Hongkong and Shanghai Banking Corporation Limited (together, the “**Arrangers**” and the “**Dealers**” and each an “**Arranger**” and a “**Dealer**”), the Trustee and the Agents (as defined in the Terms and Conditions of the Notes) to inform themselves about and to observe any such restrictions. None of the Issuer, the Guarantor, the Arrangers, the Dealers, the Trustee or the Agents (or any of their respective affiliates, directors, officers, employees, representatives, advisers, agents and each person who controls any of them) represents that this Offering Circular or any Pricing Supplement may be lawfully distributed, or that any Notes may be lawfully offered, in compliance with any applicable registration or other requirements in any such jurisdiction, or pursuant to an exemption available thereunder, or assumes any responsibility for facilitating any such distribution or offering. No action is being taken to permit a public offering of any of the Notes or the distribution of this Offering Circular or any Pricing Supplement in any jurisdiction where action would be required for such purposes. Accordingly, no Notes may be offered or sold, directly or indirectly, and none of this Offering Circular, any Pricing

Supplement or any advertisement or other offering material may be distributed or published in any jurisdiction, except under circumstances that will result in compliance with any applicable laws and regulations.

MiFID II product governance/target market – The Pricing Supplement in respect of any Notes may include a legend entitled “*MiFID II Product Governance*” which will outline the target market assessment in respect of the Notes and which channels for distribution of the Notes are appropriate. Any distributor should take into consideration the target market assessment; however, a distributor subject to MiFID II is responsible for undertaking its own target market assessment in respect of the Notes (by either adopting or refining the target market assessment) and determining appropriate distribution channels.

A determination will be made in relation to each issue about whether, for the purpose of the MiFID Product Governance Rules, any Dealer subscribing for any Notes is a manufacturer in respect of such Notes, but otherwise neither the Arrangers nor the Dealers nor any of their respective affiliates will be a manufacturer for the purpose of the MiFID Product Governance Rules.

UK MiFIR product governance/target market – The Pricing Supplement in respect of any Notes may include a legend entitled “UK MiFIR Product Governance” which will outline the target market assessment in respect of the Notes and which channels for distribution of the Notes are appropriate. Any distributor should take into consideration the target market assessment; however, a distributor subject to UK MiFIR Product Governance Rules is responsible for undertaking its own target market assessment in respect of the Notes (by either adopting or refining the target market assessment) and determining appropriate distribution channels.

A determination will be made in relation to each issue about whether, for the purpose of the UK MiFIR Product Governance Rules, any Dealer subscribing for any Notes is a manufacturer in respect of such Notes, but otherwise neither the Arrangers nor the Dealers nor any of their respective affiliates will be a manufacturer for the purpose of the UK MiFIR Product Governance Rules.

PRIIPs REGULATION/PROHIBITION OF SALES TO EEA RETAIL INVESTORS – The Notes are not intended to be offered, sold or otherwise made available to and should not be offered, sold or otherwise made available to any retail investor in the EEA. For these purposes, a retail investor means a person who is one (or more) of: (i) a retail client as defined in point (11) of Article 4(1) of MiFID II; (ii) a customer within the meaning of Insurance Distribution Directive, where that customer would not qualify as a professional client as defined in point (10) of Article 4(1) of MiFID II; or (iii) not a qualified investor as defined in the Prospectus Regulation. Consequently no key information document required by PRIIPs Regulation for offering or selling the Notes or otherwise making them available to retail investors in the EEA has been prepared and therefore offering or selling the Notes or otherwise making them available to any retail investor in the EEA may be unlawful under the PRIIPs Regulation.

UK PRIIPs REGULATION/PROHIBITION OF SALES TO UK RETAIL INVESTORS – The Notes are not intended to be offered, sold or otherwise made available to and should not be offered, sold or otherwise made available to any retail investor in the UK. For these purposes, a retail investor means a person who is one (or more) of: (i) a retail client as defined in point (8) of Article 2 of Regulation (EU) No 2017/565 as it forms part of domestic law by virtue of the EUWA; or (ii) a customer within the meaning of the provisions of the FSMA and any rules or regulations made under the FSMA to implement Directive (EU) 2016/97, where that customer would not qualify as a professional client, as defined in point (8) of Article 2(1) of Regulation (EU) No 600/2014 as it forms part of domestic law by virtue of the EUWA; or (iii) not a qualified investor as defined in the UK Prospectus Regulation. Consequently, no key information document required by the UK PRIIPs Regulation for offering or

selling the Notes or otherwise making them available to retail investors in the UK has been prepared and therefore offering or selling the Notes or otherwise making them available to any retail investor in the UK may be unlawful under the UK PRIIPs Regulation.

PRODUCT CLASSIFICATION PURSUANT TO SECTION 309B OF THE SECURITIES AND FUTURES ACT 2001 OF SINGAPORE – *In connection with Section 309B of the SFA and the Securities and Futures (Capital Markets Products) Regulations 2018 of Singapore (the “CMP Regulations 2018”), unless otherwise specified before an offer of Notes, the Issuer has determined, and hereby notifies all relevant persons (as defined in Section 309A(1) of the SFA), that the Notes are “prescribed capital markets products” (as defined in the CMP Regulations 2018) and Excluded Investment Products (as defined in MAS Notice SFA 04-N12: Notice on the Sale of Investment Products and MAS Notice FAA-N16: Notice on Recommendations on Investment Products).*

There are restrictions on the offer and sale of the Notes, and the circulation of documents relating thereto, in certain jurisdictions including the United States, the EEA, the United Kingdom, the PRC, Hong Kong, Singapore, Japan and the British Virgin Islands, and to persons connected therewith. For a description of certain further restrictions on offers, sales and resales of the Notes and distribution of this Offering Circular and any Pricing Supplement, see “*Subscription and Sale*”.

No person has been or is authorised to give any information or to make any representation concerning the Group, the Notes, the Guarantee or the Deed of Guarantee other than as contained in this Offering Circular or any other document entered into in relation to the Programme and the sale of Notes and, if given or made, any such other information or representation should not be relied upon as having been authorised by the Issuer, the Guarantor, any Arranger, any Dealer, the Trustee, any Agent (or any of their respective affiliates, directors, officers, employees, representatives, advisers, agents and each person who controls any of them). Neither the delivery of this Offering Circular or any Pricing Supplement nor any offering, sale or delivery made in connection with the issue of the Notes shall, under any circumstances, constitute a representation that there has been no change or development reasonably likely to involve a change in the affairs of the Issuer, the Guarantor, the Group or any of them since the date hereof, or if later, the date upon which this Offering Circular has been most recently amended or supplemented, or create any implication that the information contained herein is correct as at any date subsequent to the date hereof or, as the case may be, the date upon which this Offering Circular has been most recently amended or supplemented, or that any other information supplied in connection with the Programme is correct as at any time subsequent to the date on which it is supplied or, if different, the date indicated in the document containing the same.

Neither this Offering Circular nor any Pricing Supplement constitutes an offer of, or an invitation by or on behalf of the Issuer, the Guarantor, the Arrangers, the Dealers, the Trustee, the Agents (or any of their respective affiliates, directors, officers, employees, representatives, advisers, agents and each person who controls any of them) to subscribe for or purchase any Notes and may not be used for the purpose of an offer to, or a solicitation by, anyone in any jurisdiction or in any circumstances in which such offer or solicitation is not authorised or is unlawful.

This Offering Circular is highly confidential and has been prepared by the Issuer and the Guarantor solely for use in connection with the Programme and the proposed offering of the Notes under the Programme as described herein. Neither the Issuer nor the Guarantor has authorised its use for any other purpose. This Offering Circular may not be copied or reproduced in whole or in part. It may be distributed only to and its contents may be disclosed only to the prospective investors to whom it is provided. By accepting delivery of this Offering Circular each investor agrees to these restrictions.

No representation or warranty, express or implied, is made or given by the Arrangers, the Dealers, the Trustee or the Agents (or any of their respective affiliates, directors, officers, employees, representatives, advisers, agents and each person who controls any of them) as to the accuracy, completeness or sufficiency of the information contained or incorporated in this Offering Circular or any

other information provided by the Issuer or the Guarantor in connection with the Programme, and nothing contained or incorporated in this Offering Circular is, or shall be relied upon as, a promise, representation or warranty by the Arrangers, the Dealers, the Trustee or the Agents (or any of their respective affiliates, directors, officers, employees, representatives, advisers, agents and each person who controls any of them). None of the Arrangers, the Dealers, the Trustee and the Agents (or any of their respective affiliates, directors, officers, employees, representatives, advisers, agents and each person who controls any of them) has independently verified any of the information contained in this Offering Circular and can give assurance that such information is accurate, truthful or complete.

To the fullest extent permitted by law, each of the Arrangers, the Dealers, the Trustee, the Agents (or any of their respective affiliates, directors, officers, employees, representatives, advisers, agents and each person who controls any of them) does not accept any responsibility for the contents of this Offering Circular or for any other statement, made or purported to be made by it or on its behalf in connection with the Issuer, the Guarantor, the giving of the Guarantee or the issue and offering of the Notes. Each of the Arrangers, the Dealers, the Trustee, the Agents (or any of their respective affiliates, directors, officers, employees, representatives, advisers, agents and each person who controls any of them) accordingly disclaims all and any liability whether arising in tort or contract or otherwise which it might otherwise have in respect of this Offering Circular or any such statement. None of the Arrangers, the Dealers, the Trustee, the Agents (or any of their respective affiliates, directors, officers, employees, representatives, advisers, agents and each person who controls any of them) undertakes to review the financial condition or affairs of the Guarantor during the life of the arrangements contemplated by this Offering Circular nor to advise any investor or potential investors in the Notes of any information coming to the attention of any Arranger, any Dealer, the Trustee, any Agent (or any of their respective affiliates, directors, officers, employees, representatives, advisers, agents and each person who controls any of them).

This Offering Circular, the Pricing Supplement and any other information supplied in connection with the Programme or any Notes (i) are not intended to provide the basis of any credit or other evaluation and (ii) should not be considered as a recommendation by any of the Issuer, the Guarantor, the Arrangers, the Dealers, the Trustee or the Agents (or any of their respective affiliates, directors, officers, employees, representatives, advisers, agents and each person who controls any of them) that any recipient of this Offering Circular should purchase any Notes. Each potential purchaser of the Notes should determine for itself the relevance of the information contained in this Offering Circular and its purchase of the Notes should be based upon such investigations with its own tax, legal and business advisers as it deems necessary.

Notice to capital market intermediaries and prospective investors pursuant to paragraph 21 of the Hong Kong SFC Code of Conduct – Important Notice to Prospective Investors

Prospective investors should be aware that certain intermediaries in the context of certain offerings of Notes pursuant to this Programme, each such offering, a CMI Offering, including certain Dealers, may be “capital market intermediaries” (together, the “**CMIs**”) subject to Paragraph 21 of the Code of Conduct for Persons Licensed by or Registered with the Securities and Futures Commission (the “**SFC Code**”). This notice to prospective investors is a summary of certain obligations the SFC Code imposes on such CMIs, which require the attention and cooperation of prospective investors. Certain CMIs may also be acting as “overall coordinators” (the “**OCs**”) for a CMI Offering and are subject to additional requirements under the SFC Code. The application of these obligations will depend on the role(s) undertaken by the relevant Dealers in respect of each CMI Offering.

Prospective investors who are the directors, employees or major shareholders of the Issuer, the Guarantor, a CMI or its group companies would be considered under the SFC Code as having an association (an “**Association**”) with the Issuer, the Guarantor, the CMI or the relevant group company. Prospective investors associated with the Issuer, the Guarantor or any CMI (including its group companies) should specifically disclose this when placing an order for the relevant Notes and should disclose, at the same time, if such orders may negatively impact the price discovery process in relation

to the relevant CMI Offering. Prospective investors who do not disclose their Associations are hereby deemed not to be so associated. Where prospective investors disclose their Associations but do not disclose that such order may negatively impact the price discovery process in relation to the relevant CMI Offering, such order is hereby deemed not to negatively impact the price discovery process in relation to the relevant CMI Offering.

Prospective investors should ensure, and by placing an order prospective investors are deemed to confirm, that orders placed are bona fide, are not inflated and do not constitute duplicated orders (i.e. two or more corresponding or identical orders placed via two or more CMIs). A rebate may be offered by the Issuer to all private banks for orders they place (other than in relation to the Notes subscribed by such private banks as principal whereby it is deploying its own balance sheet for onward selling to investors), payable upon closing of the relevant CMI Offering based on the principal amount of the Notes distributed by such private banks to investors. Private banks are deemed to be placing an order on a principal basis unless they inform the CMIs otherwise. As a result, private banks placing an order on a principal basis (including those deemed as placing an order as principal) will not be entitled to, and will not be paid, the rebate. Details of any such rebate will be set out in the applicable Pricing Supplement or otherwise notified to prospective investors. If a prospective investor is an asset management arm affiliated with any relevant Dealer, such prospective investor should indicate when placing an order if it is for a fund or portfolio where the relevant Dealer or its group company has more than 50% interest, in which case it will be classified as a “proprietary order” and subject to appropriate handling by CMIs in accordance with the SFC Code and should disclose, at the same time, if such “proprietary order” may negatively impact the price discovery process in relation to relevant CMI Offering. Prospective investors who do not indicate this information when placing an order are hereby deemed to confirm that their order is not a “proprietary order”. If a prospective investor is otherwise affiliated with any relevant Dealer, such that its order may be considered to be a “proprietary order” (pursuant to the SFC Code), such prospective investor should indicate to the relevant Dealer when placing such order. Prospective investors who do not indicate this information when placing an order are hereby deemed to confirm that their order is not a “proprietary order”. Where prospective investors disclose such information but do not disclose that such “proprietary order” may negatively impact the price discovery process in relation to relevant CMI Offering, such “proprietary order” is hereby deemed not to negatively impact the price discovery process in relation to the relevant CMI Offering.

Prospective investors should be aware that certain information may be disclosed by CMIs (including private banks) which is personal and/or confidential in nature to the prospective investor. By placing an order, prospective investors are deemed to have understood and consented to the collection, disclosure, use and transfer of such information by the relevant Dealer and/or any other third parties as may be required by the SFC Code, including to the Issuer, the Guarantor, any OCs, relevant regulators and/or any other third parties as may be required by the SFC Code, it being understood and agreed that such information shall only be used for the purpose of complying with the SFC Code, during the bookbuilding process for the relevant CMI Offering. Failure to provide such information may result in that order being rejected.

THE NOTES AND THE GUARANTEE HAVE NOT BEEN AND WILL NOT BE REGISTERED UNDER THE SECURITIES ACT OR WITH ANY SECURITIES REGULATORY AUTHORITY OF ANY STATE OR OTHER JURISDICTION OF THE UNITED STATES, AND THE NOTES MAY INCLUDE BEARER NOTES THAT ARE SUBJECT TO U.S. TAX LAW REQUIREMENTS. SUBJECT TO CERTAIN EXCEPTIONS, THE NOTES MAY NOT BE OFFERED OR SOLD OR, IN THE CASE OF BEARER NOTES, DELIVERED, WITHIN THE UNITED STATES OR, IN CERTAIN CIRCUMSTANCES, TO, OR FOR THE ACCOUNT OR BENEFIT OF, U.S. PERSONS (AS DEFINED IN REGULATION S OR THE U.S. INTERNAL REVENUE CODE OF 1986, AS AMENDED, AND REGULATIONS THEREUNDER IN CASE OF BEARER NOTES).

In connection with the issue of any Tranche of Notes, the Dealer or Dealers (if any) named as stabilisation manager(s) in the applicable Pricing Supplement (“**Stabilisation Manager(s)**”) (or persons acting on behalf of any Stabilisation Manager(s)) may over-allot Notes or effect transactions with a view to supporting the market price of the Notes at a level higher than that which might otherwise prevail. However, stabilisation may not necessarily occur. Any stabilisation action may begin on or after the date on which adequate public disclosure of the terms of the offer of the relevant Tranche of Notes is made and, if begun, may cease at any time, but it must end no later than the earlier of 30 days after the issue date of the relevant Tranche of Notes and 60 days after the date of the allotment of the relevant Tranche of Notes. Any stabilisation action or over-allotment must be conducted by the relevant Stabilisation Manager(s) (or person(s) acting on behalf of any Stabilisation Manager(s)) in accordance with all applicable laws and rules.

This Offering Circular does not describe all of the risks and investment considerations (including those relating to each investor’s particular circumstances) of an investment in Notes of a particular issue. Each potential purchaser of Notes should refer to and consider carefully the relevant Pricing Supplement for each particular issue of Notes, which may describe additional risks and investment considerations associated with such Notes. The risks and investment considerations identified in this Offering Circular and the applicable Pricing Supplement are provided as general information only. Investors should consult their own financial and legal advisers as to the risks and investment considerations arising from an investment in an issue of Notes and should possess the appropriate resources to analyse such investment and the suitability of such investment in their particular circumstances. Each person receiving this Offering Circular acknowledges that such person has not relied on the Arrangers, the Dealers, the Trustee, the Agents (or any of their respective affiliates, directors, officers, employees, representatives, advisers, agents and each person who controls any of them) in connection with its investigation of the accuracy of such information or its investment decision.

Industry and Market Data

Market data and certain industry forecasts and statistics in this Offering Circular have been obtained from both public and private sources, including market research, publicly available information and industry publications. Although this information is believed to be reliable, it has not been independently verified by the Issuer, the Guarantor, the Arrangers, the Dealers, the Trustee, the Agents or their respective affiliates, directors, officers, employees, representatives, advisers, agents and each person who controls any of them, and none of the Issuer, the Guarantor, the Arrangers, the Dealers, the Trustee, the Agents and their respective affiliates, directors, officers, employees, representatives, advisers, agents and each person who controls any of them makes any representation as to the accuracy or completeness of that information. Such information may not be consistent with other information compiled within or outside the PRC. In addition, third-party information providers may have obtained information from market participants and such information may not have been independently verified.

Presentation of Financial Information

The audited consolidated financial statements of the Guarantor as at and for the years ended 31 December 2020 and 2021 (the “**Consolidated Financial Statements**”) which are included elsewhere in this Offering Circular, have been audited by PricewaterhouseCoopers (“**PwC**”), the Guarantor’s independent auditor. Such financial statements of the Guarantor were prepared and presented in accordance with the International Financial Reporting Standards (“**IFRS**”).

All financial data contained herein which is stated as relating to the Guarantor is referring to the consolidated data of the Guarantor.

Exchange Rate Information

The consolidated financial statements of the Guarantor are presented in Renminbi. For convenience only and unless otherwise noted, all translations from Renminbi into U.S. dollars in this Offering Circular were made at the rate of RMB6.3726 to U.S.\$1.00, based on the noon buying rate as set forth

in the H.10 statistical release of the Federal Reserve Bank of New York on 30 December 2021. No representation is made that the Renminbi amounts referred to in this Offering Circular could have been or could be converted into U.S. dollars at any particular rate or at all, and *vice versa*.

Rounding

In this Offering Circular, where information has been presented in thousands or millions of units, amounts may have been rounded up or down. Accordingly, totals of columns or rows of numbers in tables may not be equal to the apparent total of the individual items and actual numbers may differ from those contained herein due to rounding. References to information in billions of units are to the equivalent of a thousand million units.

Certain Definitions and Conventions

We have prepared this offering circular using a number of conventions, which you should consider when reading the information contained herein. When we use the terms “we,” “us,” “our,” the “Company,” the “Group” and words of similar import, we are referring to CSC Financial Co., Ltd. itself, or CSC Financial Co., Ltd. and its consolidated subsidiaries, as the context requires.

In this Offering Circular, unless otherwise specified or the context otherwise requires, references to “**China**” or the “**PRC**” are to the People’s Republic of China and, for the purpose of this Offering Circular only, excluding Hong Kong, the Macau Special Administrative Region of the People’s Republic of China and Taiwan; references to “**Hong Kong**” are to the Hong Kong Special Administrative Region of the People’s Republic of China; references to “**U.S.**” are to the United States of America, references to “**EU**” are to the European Union, and references to “**EEA**” are to the European Economic Area.

In this Offering Circular, unless otherwise specified or the context otherwise requires, references to “**Renminbi**” or “**RMB**” are to the lawful currency of the PRC; references to “**HK\$**” are to the lawful currency of Hong Kong; references to “**U.S. dollars**” or “**U.S.\$**” are to the lawful currency of the United States of America and references to “**sterling**” or “**£**” are to the lawful currency of the United Kingdom.

“**AUM**” refers to asset under management;

“**Board**” or “**Board of Directors**” refers to the board of directors of the Guarantor;

“**BSCOMC**” refers to Beijing State-owned Capital Operation and Management Center (北京國有資本經營管理中心);

“**CAM**” refers to collective asset management;

“**CAGR**” refers to compound annual growth rate, which is the geometric progression ratio that provides a constant rate of return over the specified time period.

“**Central Huijin**” refers to Central Huijin Investment Ltd., our second largest shareholder, owned 30.76% of our equity interest and voting rights as at 31 December 2021;

“**China Securities Capital**” refers to China Capital Management Limited (中信建投資本管理有限公司), a company incorporated in the PRC with limited liability on July 31, 2009 and a wholly-owned subsidiary of us;

“**China Securities Funds**” refers to China Securities Funds Management Limited (中信建投基金管理有限公司) and a subsidiary of us;

“**China Securities Futures**” refers to China Futures Co., Ltd. (中信建投期貨有限公司), a company incorporated in the PRC with limited liability on March 16, 1993 and became a wholly-owned subsidiary of us in July 2007;

“**China Securities International**” refers to China Securities (International) Finance Holding Company Limited (中信建投(國際)金融控股有限公司) and a subsidiary of us;

“**CITIC Group**” refers to CITIC Group Corporation (中國中信集團有限公司), a SOE established in the PRC in 1979, which is the only substantial shareholder of CITIC Securities;

“**CITIC Securities**” refers to CITIC Securities Co., Ltd. (中信證券股份有限公司), a joint stock company incorporated in the PRC with limited liability on October 25, 1995;

“**CRMW**” refers to credit risk mitigation warrant;

“**CSRC**” refers to China Securities Regulatory Commission (中國證券監督管理委員會);

“**CSDC**” refers to the China Securities Depository and Clearing Corporation (中國證券登記結算有限責任公司);

“**Dealogic**” is a financial markets platform offering integrated content, analytics, and technology via a service to financial firms;

“**ChiNext**” refers to growth enterprise market board in mainland China stock exchanges;

“**Huaxia Securities**” refers to Huaxia Securities Co., Ltd. (華夏證券股份有限公司), a joint stock company incorporated in the PRC with limited liability on October 4, 1992 and an Independent Third Party, which is currently in liquidation;

“**NEEQ**” refers to National Equities Exchange and Quotations (全國中小企業股份轉讓系統);

“**PBOC**” refers to People’s Bank of China;

“**PRC Government**” in this Offering Circular means the central government of the PRC, including all political subdivisions (including provincial, municipal and other regional or local governmental entities) and instrumentalities thereof, or where the context requires, any of them;

“**QFII**” refers to qualified foreign institutional investor;

“**RQFII**” refers to RMB qualified foreign institutional investor;

“**SAC**” refers to The Securities Association of China;

“**SAM**” refers to specialised asset management;

“**SFC**” refers to Securities and Futures Commission;

“**SME(s)**” refers to small-and medium-sized enterprise(s);

“**SOE(s)**” Refers to state-owned enterprise(s);

“**SSE**” refers to Shanghai Stock Exchange;

“**STAR Market**” refers to Science and Technology Innovation Board;

“**SZSE**” refers to Shenzhen Stock Exchange;

“TAM” refers to targeted asset management;

“TMT” refers to telecommunication, media and technology;

“Wind Info” refers to Wind Information Co., Ltd. (上海萬得信息技術股份有限公司), a joint stock company with limited liability incorporated in the PRC and a service provider of financial data, information and software.

INFORMATION INCORPORATED BY REFERENCE AND FINANCIAL INFORMATION

This Offering Circular should be read and construed in conjunction with:

- (i) each relevant Pricing Supplement; and
- (ii) all amendments and supplements from time to time to this Offering Circular; and
- (iii) any audited consolidated annual financial statements or unaudited but reviewed consolidated interim financial statements of the Group, in each case together with any audit or review reports prepared in connection therewith, that are published subsequent to the date of this Offering Circular as amended and supplemented from time to time;

which shall be deemed to be incorporated in, and to form part of, this Offering Circular and which shall be deemed to modify or supersede the contents of this Offering Circular.

Any statement contained in this Offering Circular or in a document incorporated by reference into this Offering Circular will be deemed to be modified or superseded for purposes of this Offering Circular to the extent that a statement contained in any such subsequent document modifies or supersedes that statement. Any statement that is modified or superseded in this manner will no longer be a part of this Offering Circular, except as modified or superseded.

Copies of all such documents which are so deemed to be incorporated in, and to form part of, this Offering Circular will be available (upon prior written request and proof of holding and identity satisfactory to the Trustee) free of charge, during usual business hours (being between 9:00 a.m. and 3:00 p.m., Hong Kong time) on any weekday (Saturdays, Sundays and public holidays excepted), for inspection at the principal office of the Trustee set out at the end of this Offering Circular.

SUPPLEMENTAL OFFERING CIRCULAR

Each of the Issuer and the Guarantor has given an undertaking to the Dealers that unless the Issuer has notified the Permanent Dealers in writing that it does not intend to issue Notes under the Programme for the time being, each of the Issuer and the Guarantor shall prepare and publish an amendment or supplement to the Offering Circular if at any time during the duration of the Programme a significant new factor, material mistake or material inaccuracy arises or is noted relating to the information included in the Offering Circular which is capable of affecting an assessment by investors of the assets and liabilities, financial position, profits and losses, and prospects of the Issuer and/or the Guarantor and/or of the rights attaching to the Notes and/or the Guarantee.

FORWARD-LOOKING STATEMENTS

The Issuer and the Guarantor have made forward-looking statements in this Offering Circular regarding, among other things, the Group's financial condition, future expansion plans and business strategies. These forward-looking statements are based on the Group's current expectations about future events. Although the Issuer and the Guarantor believe that these expectations and projections are reasonable, such forward-looking statements are inherently subject to risks, uncertainties and assumptions, including, among other things:

- the Group's business and operating strategies;
- the Group's capital expenditure and development plans;
- the amount and nature of, and potential for, future development of the Group's business;
- future developments, trends and conditions in the industries and markets in which the Group operates;
- various business opportunities that the Group may pursue;
- changes in political, economic, legal and social conditions in the PRC, including the specific policies of the PRC central and local governments affecting the regions where the Group operates;
- changes in the global economic conditions and material volatility in the global financial markets;
- the prospective financial condition and performance regarding the Group's businesses;
- changes or volatility in interest rates, foreign exchange rates, equity prices or other rates or prices, including those pertaining to the PRC and the industries and markets in which the Group operates;
- availability and costs of bank loans and other forms of financing;
- changes in competitive conditions and the Group's ability to compete under these conditions;
- the Group's ability to obtain additional capital on acceptable terms;
- reduction or discontinuance of the government subsidies and other government grants or the mismatch in terms of timing of the availability of the government fiscal support and the Group's cash flow requirement;
- fluctuations in the PRC and general risks incidental to the ownership and management of properties; and
- other risks identified in the section entitled "*Risk Factors*" in this Offering Circular.

The words "anticipate", "believe", "estimate", "expect", "intend", "plan" and similar expressions are intended to identify a number of these forward-looking statements. The Issuer, the Guarantor and each other member of the Group undertake no obligation to update or revise any forward-looking statements whether as a result of new information, future events or otherwise. In light of these risks, uncertainties and assumptions, the forward-looking events discussed in this Offering Circular might not occur and the actual results of the Issuer, the Guarantor or the Group could differ materially from those anticipated in these forward-looking statements.

These forward-looking statements speak only as at the date of this Offering Circular. The Issuer and the Guarantor expressly disclaim any obligation or undertaking to release publicly any updates or revisions to any forward-looking statement contained herein to reflect any change in the Group's expectations with regard thereto or any change of events, conditions or circumstances, on which any such statement was based.

TABLE OF CONTENTS

	Page
Summary	1
Summary of the Programme	7
Selected Financial Information	14
Risk Factors	18
Exchange Rate	57
Use of Proceeds	60
Capitalisation	61
Form of Pricing Supplement	63
Terms and Conditions of the Notes	77
Summary of Provisions Relating to the Notes While in Global Form	117
Corporate Structure	123
Description of the Issuer	124
Description of the Group	125
Directors, Supervisors and Senior Management	158
Taxation	171
Summary of Relevant PRC and Hong Kong Laws and Regulations	176
PRC Currency Regulations	205
Subscription and Sale	208
General Information	215
Index to Financial Statements	F-1

SUMMARY

This summary highlights certain information contained in this Offering Circular. This summary does not contain all the information that you should consider before investing in the Notes. You should carefully read this Offering Circular in its entirety, including the sections entitled “Forward-Looking Statements”, “Risk Factors” and “Description of the Group”, as well as the financial statements and notes thereto included elsewhere in this Offering Circular. Capitalised terms used in this summary and not otherwise defined shall have the meanings given to them in the sections “Description of the Issuer” and “Description of the Group”.

THE GROUP

Overview

We are a leading large full-service investment bank in the PRC with superior value creation capabilities. We have a strong client base, a premier investment banking brand, a balanced business structure, and a robust and prudent risk management system. We adhere to the core value of “achievements leading to status”, as well as the concepts of “risk management as priority” and “healthy development” to strive for better service for existing customers and realise mutual growth with the enterprise. In the meantime, we penetrated the local market and moved towards the international market to explore potential quality customers. We aim at taking advantage of our investment banking business as the starting point to steadily develop innovative business, becoming a large best-in-class full-service investment bank based in the PRC with a global vision leveraging the development trends in the PRC and global capital market.

As at 31 December 2021, we had a total of 312 branches (excluding Shanghai Free Trade Zone Branch), of which 57% were located in Beijing, Shanghai, Guangdong, Fujian, Zhejiang, Jiangsu and Shandong, and among which 275 are securities branches. As at 31 December 2021, the Company has four wholly owned subsidiaries, namely China Securities Futures, China Securities Capital, China Securities International, which is incorporated in Hong Kong, and China Securities Investment Limited, and one controlled subsidiary, namely China Securities Funds.

Our four business segments are investment banking, wealth management, trading and institutional client services and asset management. Our diversified service and product offerings enable us to achieve synergies across different business lines. With the strong support of our shareholders and our professional management team, we engage in proprietary trading to enhance our financial performance. Through the efforts of our visionary leadership team and our high-calibre employees, we have experienced substantial growth over the years and achieved industry-leading positions in many of our business segments. The table below sets out the detailed components of each business segment.

<u>Investment banking business</u>	<u>Wealth management business</u>	<u>Trading and institutional client services business</u>	<u>Asset management business</u>
Equity financing business	Brokerage and wealth management business	Equity sales and trading business	Asset management business of the securities company
Debt financing business	Margin financing and securities lending business	Fixed income products sales and trading business	Fund management business
Financial advisor business	Repurchase business	Investment and research business	Private equity investment business
		Prime brokerage business	
		QFII business and RQFII business	
		Other investment businesses	

Our total assets increased by 30.0% from RMB285,669.6 million as at 31 December 2019 to RMB371,228.1 million as at 31 December 2020, and further increased by 22.0% to RMB452,791.4 million (US\$71,052.9 million) as at 31 December 2021. Our total revenue and other income increased by 58.3% from RMB19,407.4 million as at 31 December 2019 to RMB30,720.1 million as at 31 December 2020, and further increased by 27.1% to RMB39,033.0 million (US\$6,125.1 million) as at 31 December 2021.

Competitive Strengths

As a rapidly developing national comprehensive securities company with strong business competitiveness, we believe the following strengths have contributed to our success and differentiated us from our competitors:

- Our extraordinary position and prestigious reputation;
- Strong support from government and shareholders;
- Well-balanced business layout with outstanding advantages;
- Prudent and comprehensive risk control system and strong risk management capabilities;
- Stable and remarkable financial performance;
- Diversified financing channels and comprehensive liquidity safeguard mechanism; and
- Visionary, professional and dedicated management team.

Business Strategies

To achieve our goal to become a large integrated securities company based in China with global vision and comprehensive advantages, we intend to pursue the following strategies:

- **Customer service:** We will stick to a client-oriented approach by relentlessly improving our customer service system and further strengthening customer development and services.
- **Talent strategy:** We will continue vigorously cultivating and recruiting talents, motivating key employees and improving the quality of employees.
- **Capital strength:** We plan to utilise various tools to continually enhance our capital strength and to optimise our balance sheet.
- **Information technology:** We plan to increase our R&D capacity, propelling the integration and development of online and offline businesses. We also intend to continually strengthen our digital governance.
- **Risk control and compliance:** We plan to construct a comprehensive and integrated risk control mechanism covering the entire process of all business lines, and continue to improve our risk control and management levels.
- **Management and operation:** Through reengineering and informatisation of our organisational process, we intend to vigorously promote the construction of a centralised operating system to further improve and optimize the efficiency and effectiveness of operations management.

- **Internationalisation strategy:** Through integrated management and development of domestic and foreign businesses, we plan to build a comprehensive cross-border business platform that integrates our bountiful resources and leverages our competitive advantages.

Recent Development

Extracted Financial Information as at and for the Six Months Ended 30 June 2022

The following unaudited but reviewed consolidated financial information as at and for the six months ended 30 June 2021 and 2022 as set forth below is extracted from the Guarantor's unaudited but reviewed consolidated financial statements as at and for the six months ended 30 June 2022, which have been reviewed but not audited by PricewaterhouseCoopers in accordance with International Financial Reporting Standards, or IFRS.

Interim Condensed Consolidated Income Statement

	For the six months ended 30 June	
	2021	2022
	RMB	RMB
	(unaudited)	(unaudited)
	(in thousands)	
Fee and commission income	6,137,040	7,630,578
Interest income	4,263,207	4,518,465
Net investment gains	3,481,342	2,932,390
	13,881,589	15,081,433
Other income	2,588,924	3,767,511
Total revenue and other income	16,470,513	18,848,944
Fee and commission expenses	(710,963)	(885,979)
Interest expenses	(3,433,533)	(3,546,577)
Staff costs	(3,402,040)	(3,954,670)
Tax and surcharges	(73,465)	(78,060)
Other operating expenses and costs	(3,485,866)	(4,815,040)
Credit impairment reversals/(losses)	305,094	(65,104)
Impairment losses on other assets	(12,475)	(22,037)
Total expenses	(10,813,248)	(13,367,467)
Operating profit	5,657,265	5,481,477
Share of profits and losses of associates	2,592	7,183
Profit before income tax	5,659,857	5,488,660
Income tax expense	(1,167,286)	(1,106,233)
Profit for the period	4,492,571	4,382,427
Attributable to:		
Equity holders of the Company	4,529,126	4,375,356
Non-controlling interests	(36,555)	7,071
	4,492,571	4,382,427
Earnings per share attributable to ordinary equity holders of the Company (expressed in RMB yuan per share)		
– Basic and diluted	0.55	0.52

Interim Condensed Consolidated Statement of Comprehensive Income

	For the six months ended 30 June	
	2021	2022
	RMB	RMB
	(unaudited)	(unaudited)
	(in thousands)	
Profit for the period	4,492,571	4,382,427
Other comprehensive income		
Items that may be reclassified to profit or loss in subsequent period		
Net gains on investments in debt instruments measured at fair value through other comprehensive income	189,094	146,190
Net losses on investments in debt instruments measured at fair value through other comprehensive income reclassified to profit or loss on disposal	(5,979)	(103,390)
Income tax relating to these items	(45,863)	(15,898)
Share of other comprehensive income of associates	137,252	26,902
Foreign currency translation differences	25	(50)
	(17,920)	151,486
Items that will not be reclassified subsequently to profit or loss		
Net losses on investments in equity instruments designated as at fair value through other comprehensive income	(138,020)	(18,910)
Income tax relating to these items	37,536	–
	(100,484)	(18,910)
Other comprehensive income for the period, net of tax	18,873	159,428
Total comprehensive income for the period	4,511,444	4,541,855
Attributable to:		
Equity holders of the Company	4,547,999	4,534,784
Non-controlling interests	(36,555)	7,071
	4,511,444	4,541,855

Interim Condensed Consolidated Statement of Financial Position

	As at 31 December	As at 30 June
	2021	2022
	RMB	RMB
	(unaudited)	(unaudited)
	(in thousands)	
Non-current assets		
Property, plant and equipment	701,008	628,362
Right-of-use assets	1,822,761	1,669,701
Investment properties	49,146	47,003
Intangible assets	519,133	498,998
Investment in associates	111,002	109,435
Financial assets at fair value through profit or loss	7,576,009	8,780,749
Financial assets held under resale agreements	9,906	4,884
Refundable deposits	10,395,629	10,851,512
Deferred tax assets	1,967,844	2,238,608
Other non-current assets	94,082	87,438
Total non-current assets	23,246,520	24,916,690
Current assets		
Margin accounts	57,808,146	52,980,150
Accounts receivable	23,075,172	25,830,734
Financial assets at fair value through profit or loss	153,971,907	144,192,549
Financial assets at fair value through other comprehensive income	48,358,146	55,548,514
Derivative financial assets	2,517,942	2,797,348
Financial assets held under resale agreements	19,011,848	21,122,026
Cash held on behalf of clients	88,118,755	108,159,807
Cash and bank balances	36,002,716	28,831,806
Other current assets	680,274	934,156
Total current assets	429,544,906	440,397,090
Total assets	452,791,426	465,313,780

	As at	As at 30 June
	31 December	2022
	2021	2022
	RMB	RMB
	(audited)	(unaudited)
	(in thousands)	
Current liabilities		
Accounts payable to brokerage clients	93,082,812	114,389,211
Lease liabilities	444,289	457,190
Derivative financial liabilities	4,295,326	3,903,811
Financial liabilities at fair value through profit or loss	2,345,498	4,546,030
Financial assets sold under repurchase agreements	99,595,667	95,950,952
Placements from banks and other financial institutions	8,528,656	2,510,406
Taxes payable	1,486,151	892,996
Short-term borrowings	987,374	563,412
Short-term financing instruments payable	18,290,179	15,714,848
Other current liabilities	75,365,016	72,729,070
Total current liabilities	304,420,968	311,657,926
Net current assets	125,123,938	128,739,164
Total assets less current liabilities	148,370,458	153,655,854
Non-current liabilities		
Financial liabilities at fair value through profit or loss	5,454,391	7,835,101
Bonds in issue	60,020,192	54,108,672
Lease liabilities	1,359,022	1,212,843
Deferred tax liabilities	1,525,316	1,587,516
Other non-current liabilities	5,253	2,948
Total non-current liabilities	68,364,174	64,747,080
Net assets	80,006,284	88,908,774
Equity		
Share capital	7,756,695	7,756,695
Other equity instruments	14,937,500	22,912,302
Reserves	31,323,286	31,484,165
Retained earnings	25,800,975	26,714,382
Equity attributable to equity holders of the Company	79,818,456	88,867,544
Non-controlling interests	187,828	41,230
Total equity	80,006,284	88,908,774

September 2022 Financial Information

We have published the quarterly report for the third quarter ended 30 September 2022 (the “September 2022 Financial Information”), the financial information in which was prepared according to PRC GAAP. The report is available on the website of the Hong Kong Stock Exchange at www.hkexnews.com.hk and the website of Shanghai Stock Exchange at www.sse.com.cn. The September 2022 Financial Information is not included in and does not form a part of this Offering Circular.

The September 2022 Financial Information has not been audited or reviewed by the Group’s independent accountants, or any other independent accountants, and may be subject to adjustments if audited or reviewed. Consequently, none of the Arrangers, Dealers, the Trustee or Agents (or any of their respective affiliates, directors, officers, employees, representatives, advisors, agents and each person who controls any of them) makes any representation, warranty or undertaking, express or implied, regarding the accuracy or completeness of such financial information, and potential investors should not place undue reliance on such information. The Group’s September 2022 Financial Information should not be taken as an indication of the financial condition, results of operations and results of the Group for the full year of 2022.

We summarise below some of the changes to our income statement and statement of cash flows for the nine months ended 30 September 2022 compared to the nine months ended 30 September 2021.

- Net fee and commission income increased mainly due to the increase in net income from the investment banking business.
- Net investment income increased mainly due to the increase in investment income.
- We recorded a loss arising from changes in fair value as compared to a gain arising from changes in fair value in the same period of 2021, mainly due to the decrease of floating profit of financial assets held for trading for the period.
- Other operating income increased mainly due to the increase in revenue from bulk commodity trading income of the futures subsidiary.
- The net cash flows from operating activities increased mainly due to the decrease in cash outflows from operating activities as a result of the decreases in the scale of financing and the cash paid for other operating activities.
- We recorded a net cash outflows from investing activities as compared to a net cash in-flow from investing activities in the same period of 2021, mainly due to the increase in cash paid for investments.
- We recorded a net cash outflows from financial activities as compared to a net cash in-flow from financing activities in the same period of 2021, mainly due to the decrease in cash received from issuing bonds.

Impact of COVID-19 pandemic

Since the outbreak of the COVID-19 pandemic in January 2020, we have attached great importance to the prevention and control of the pandemic, and have taken various prevention and control measures. We always prioritize the health of our employees and provides them with a safe working environment and the customers with good securities services for the resumption of work and production of the real economy. We comprehensively promote our digital transformation to enhance customer service capability in this special period. We have exercised reasonable and prudent flexibility in the provision of new credit and the rollover for our existing customers. As a provider of a broad range of financial services, our business is inherently more able to withstand the economic impact of a public health emergency than companies in many other industries. As at the date of this Offering Circular, the COVID-19 pandemic has not had, and is not expected to have, any material impact on our overall business, financial condition, or results of operations.

THE ISSUER

The Issuer was incorporated as a BVI business company with limited liability on 7 July 2015 in the British Virgin Islands under the BVI Business Companies Act (As Revised). Its registered office is located at Ritter House, Wickhams Cay II, Road Town, Tortola VG1110, British Virgin Islands, and its registration number is 1881690. The Issuer is wholly owned by the Guarantor. Under the Issuer's memorandum and articles of association, the Issuer has full capacity to carry on or undertake any business or activity, do any act or enter into any transaction that is not prohibited under any law for the time being in force in the British Virgin Islands. However, so long as the Notes are outstanding, the Issuer will limit its permitted activities as described under "Terms and Conditions of the Notes." The Issuer's primary purpose is to act as one of the Group's financing subsidiaries to issue and hold the Notes. The Issuer has no material business nor assets and does not have any employees. In the future, the Issuer may, either itself or through direct and indirect subsidiaries and associated companies, issue further bonds and engage in other business activities related to us and may incur substantial liabilities and indebtedness.

SUMMARY OF THE PROGRAMME

The following summary is qualified in its entirety by the remainder of this Offering Circular. This summary must be read as an introduction to this Offering Circular and any decision to invest in the Notes should be based on a consideration of the Offering Circular as a whole, including any information incorporated by reference. Phrases used in this summary and not otherwise defined shall have the meanings given to them in the section entitled “Terms and Conditions of the Notes”.

Issuer	CSCIF Asia Limited (Legal entity identifier (LEI): 254900FU76ICV5ASRV38).
Guarantor	CSC Financial Co., Ltd. (中信建投証券股份有限公司).
Guarantee	The Guarantor will in respect of each Tranche of Notes pursuant to the relevant Deed of Guarantee unconditionally and irrevocably guarantee the due payment of all sums expressed to be payable by the Issuer under the Trust Deed, the Notes and, if applicable, the Receipts and the Coupons.
Description	Guaranteed Medium Term Note Programme.
Size	Up to U.S.\$3,000,000,000 (or the equivalent in other currencies at the date of issue) aggregate nominal amount of Notes outstanding at any one time. The Issuer and the Guarantor may increase the aggregate nominal amount of the Programme in accordance with the terms of the Dealer Agreement.
Risk Factors	Investing in Notes issued under the Programme involves certain risks. The principal risk factors that may affect the abilities of the Issuer and the Guarantor to fulfil their respective obligations in respect of the Notes and the Guarantee are discussed under “ <i>Risk Factors</i> ”.
Arrangers and Dealers	China Securities (International) Corporate Finance Company Limited, China CITIC Bank International Limited and The Hongkong and Shanghai Banking Corporation Limited. The Issuer and the Guarantor may from time to time terminate the appointment of any Dealer under the Programme or appoint Dealers either in respect of one or more Tranches or in respect of the whole Programme. References in this Offering Circular to “ Dealers ” are to all persons appointed as a dealer in respect of one or more Tranches or the Programme.
Certain Restrictions	Each issue of Notes denominated in a currency in respect of which particular laws, guidelines, regulations, restrictions or reporting requirements apply will only be issued in circumstances which comply with such laws, guidelines, regulations, restrictions or reporting requirements from time to time (see “ <i>Subscription and Sale</i> ”). Further restrictions may apply in connection with any particular Series or Tranches of Notes.
Trustee	The Hongkong and Shanghai Banking Corporation Limited.

Issuing and Paying Agent, Paying Agent, Registrar, Transfer Agent and (where appointed) Calculation Agent	The Hongkong and Shanghai Banking Corporation Limited.
CMU Lodging and Paying Agent.	The Hongkong and Shanghai Banking Corporation Limited.
Method of Issue	The Notes will be issued on a syndicated or non-syndicated basis. The Notes will be issued in series (each a “ Series ”) having one or more issue dates and on terms otherwise identical (or identical other than in respect of the first payment of interest and/or the issue price), the Notes of each Series being intended to be interchangeable with all other Notes of that Series. Each Series may be issued in tranches (each a “ Tranche ”) on the same or different issue dates. The specific terms of each Tranche (which will be completed, where necessary, with the relevant terms and conditions and, save in respect of the Issue Date, the issue price, the first payment of interest on them, nominal amount of the Tranche, the timing for submission of the NDRC Post-Issue Filing (if applicable) and the timing for completion of the Cross-border Security Registration, will be identical to the terms of other Tranches of the same Series) will be completed in the Pricing Supplement.
Issue Price	Notes may be issued at their nominal amount or at a discount or premium to their nominal amount. Partly Paid Notes may be issued, the issue price of which will be payable in two or more instalments.
Form of Notes	Notes may be issued in bearer or registered form as described in “ <i>Terms and Conditions of the Notes</i> ”. Registered Notes will not be exchangeable for Bearer Notes and vice versa. Each Tranche of Bearer Notes will initially be in the form of either a Temporary Global Note or a Permanent Global Note, in each case as specified in the relevant Pricing Supplement. Each Tranche of Registered Notes will initially be represented by a Global Certificate. Where TEFRA D (as defined below) is applicable, Bearer Notes must initially be issued in the form of a temporary Global Note, exchangeable for permanent Global Notes or Definitive Notes upon certification of non-U.S. beneficial ownership.
Clearing Systems.	Clearstream, Euroclear, the CMU and, in relation to any Tranche, such other clearing system as may be selected by the Issuer and the Guarantor and approved by the Issuing and Paying Agent, the Trustee and if applicable, the Registrar.

Initial Delivery of Notes.	On or before the issue date for each Tranche, the Global Note or Global Certificate representing the Notes may be deposited with a common depository for Euroclear and Clearstream or deposited with a sub-custodian for the CMU. Global Notes or Global Certificates may also be deposited with any other clearing system or may be delivered outside any clearing system provided that the method of such delivery has been agreed in advance by the Issuer, the Guarantor, the Trustee, the Issuing and Paying Agent and the relevant Dealer(s). Registered Notes that are to be credited to one or more clearing systems on issue will be registered in the name of, or in the name of nominees or a common nominee for, such clearing systems.
Currencies	Subject to compliance with all relevant laws, regulations and directives, Notes may be issued in any currency agreed between the Issuer, the Guarantor and the relevant Dealer(s).
Maturities.	Subject to compliance with all relevant laws, regulations and directives, any maturity as may be agreed between the Issuer, the Guarantor and the relevant Dealer(s).
Specified Denomination	Definitive Notes will be in such denominations as may be specified in the relevant Pricing Supplement, subject to compliance with all relevant laws, regulations and directives. Unless otherwise permitted by the then current laws and regulations, Notes (including Notes denominated in sterling) which have a maturity of less than one year and in respect of which the issue proceeds are to be accepted by the Issuer in the United Kingdom or the activity of issuing the Notes is carried on from an establishment maintained by the Issuer in the United Kingdom or whose issue otherwise constitutes a contravention of section 19 of the Financial Services and Markets Act 2000 (“FSMA”) will have a minimum denomination of £100,000 (or its equivalent in other currencies).
Interest	Notes may be interest-bearing or non-interest bearing. Interest (if any) may accrue at a fixed rate or a floating rate or other variable rate or be index-linked and the method of calculating interest may vary between the issue date and the maturity date of the relevant Series.
Fixed Rate Notes.	Fixed interest will be payable in arrear on such date or dates as may be agreed between the Issuer, the Guarantor and the relevant Dealer(s) and on redemption and will be calculated on the basis of such Day Count Fraction as may be agreed between the Issuer, the Guarantor and the relevant Dealer(s).

Floating Rate Notes	<p>Floating Rate Notes will bear interest determined separately for each Series as follows:</p> <ul style="list-style-type: none"> • on the same basis as the floating rate under a notional interest rate swap transaction in the relevant Specified Currency governed by an agreement incorporating the 2006 ISDA Definitions (as published by the International Swaps and Derivatives Association, Inc. and as amended and updated as at the Issue Date of the first Tranche of the Notes of the relevant Series); or • by reference to EURIBOR, HIBOR or CNH HIBOR (or such other benchmark as may be specified in the relevant Pricing Supplement) as adjusted for any applicable margin; or • on such other basis as may be agreed between the Issuer, the Guarantor and the relevant Dealer(s). <p>Interest periods will be specified in the relevant Pricing Supplement.</p>
Zero Coupon Notes	<p>Zero Coupon Notes (as defined in “<i>Terms and Conditions of the Notes</i>”) may be issued at their nominal amount or at a discount to it and will not bear interest.</p>
Dual Currency Notes	<p>Payments (whether in respect of principal or interest and whether at maturity or otherwise) in respect of Dual Currency Notes (as defined in the Terms and Conditions of the Notes) will be made in such currencies, and based on such rates of exchange, as the Issuer, the Guarantor and the relevant Dealer(s) may agree and as may be specified in the relevant Pricing Supplement.</p>
Index Linked Notes	<p>Payments of principal in respect of Index Linked Redemption Notes or of interest in respect of Index Linked Interest Notes will be calculated by reference to such index and/or formula or to changes in prices of securities or commodities or to such other factors as the Issuer, the Guarantor and the relevant Dealer(s) may agree and as may be specified in the relevant Pricing Supplement.</p>
Interest Periods and Interest Rates .	<p>The length of the interest periods for the Notes and the applicable interest rate or its method of calculation may differ from time to time or be constant for any Series. Floating Rate Notes and Index Linked Interest Notes may also have a maximum interest rate, a minimum interest rate, or both. The use of interest accrual periods permits the Notes to bear interest at different rates in the same interest period. All such information will be set out in the relevant Pricing Supplement.</p>

Redemption	The relevant Pricing Supplement will specify the basis for calculating the redemption amounts payable (detailed in a formula, index or otherwise). Unless permitted by then-current laws and regulations, Notes (including Notes denominated in sterling) which have a maturity of less than one year and in respect of which the issue proceeds are to be accepted by the Issuer in the United Kingdom or the activity of issuing the Notes is carried on from an establishment maintained by the Issuer in the United Kingdom or whose issue otherwise constitutes a contravention of section 19 of FSMA must have a minimum redemption amount of £100,000 (or its equivalent in other currencies).
Optional Redemption	Notes may be redeemed before their stated maturity at the option of the Issuer (either in whole or in part) and/or the Noteholders to the extent (if at all) specified in the relevant Pricing Supplement as further described in Condition 6(e) and Condition 6(f), respectively, of the Terms and Conditions of the Notes.
Redemption for Relevant Events	Following the occurrence of a Relevant Event, any Noteholder will have the right, at such Noteholder's option, to require the Issuer to redeem all, but not some only, of such Noteholder's Note at 101 per cent. (in the case of a redemption for a Change of Control) or 100 per cent. (in the case of a redemption for a Non-Registration Event) of their nominal amount, together in each case with accrued interest, as further described in Condition 6(d) of the Terms and Conditions of the Notes.
Redemption for Taxation Reasons	Notes will be redeemable at the Issuer's option prior to maturity for taxation reasons as further described in Condition 6(c) of the Terms and Conditions of the Notes.
Status of Notes	The Notes and any Receipts and Coupons relating to them will constitute direct, unsubordinated, unconditional and (subject to Condition 4(a) of the Terms and Conditions of the Notes) unsecured obligations of the Issuer and will at all times rank <i>pari passu</i> and without any preference among themselves. The payment obligations of the Issuer under the Notes and the Receipts and the Coupons relating to them shall, save for such exceptions as may be provided by applicable law and subject to Condition 4(a) of the Terms and Conditions of the Notes, at all times rank at least equally with all other present and future unsecured and unsubordinated obligations of the Issuer.
Status of the Guarantee	The payment obligations of the Guarantor under the Guarantee shall, save for such exceptions as may be provided by applicable law and subject to Condition 4(a) of the Terms and Conditions of the Notes, at all times rank at least equally with all other present and future unsecured and unsubordinated obligations of the Guarantor.
Negative Pledge	The Notes will contain a negative pledge provision as further described in Condition 4(a) of the Terms and Conditions of the Notes.

Cross-Acceleration. The Terms and Conditions of the Notes will contain a cross-acceleration provision as described in Condition 10(c) of the Terms and Conditions of the Notes.

Withholding Tax All payments of principal and interest by or on behalf of the Issuer or the Guarantor in respect of the Notes, the Receipts and Coupons or under the relevant Guarantee will be made free and clear of, and without withholding or deduction for or on account of, any taxes, duties, assessments or governmental charges of whatever nature imposed, levied, collected, withheld or assessed by or within the British Virgin Islands, or the PRC or, in each case, any political subdivision or authority therein or thereof having power to tax, unless such withholding or deduction is required by law. The Issuer or (as the case may be) the Guarantor will, subject to certain customary exceptions, pay such additional amounts as will result in the receipt by the Noteholders of such amounts as would have been received by them had no such withholding or deduction been required. As further described in Condition 8 of the Terms and Conditions of the Notes.

Ratings The Programme has been assigned a rating of “Baa1” by Moody’s and a rating of “BBB+” by Fitch. Tranches of Notes will be rated or unrated. Where a Tranche of Notes is to be rated, such rating will be specified in the relevant Pricing Supplement.

A rating is not a recommendation to buy, sell or hold securities and may be subject to suspension, reduction, revision or withdrawal at any time by the assigning rating agency.

Governing Law and Jurisdiction . . . English law with the submission to the exclusive jurisdiction of Hong Kong courts.

Listing and Admission to Trading . . . Application has been made to the Hong Kong Stock Exchange for the listing of the Programme by way of debt issues to Professional Investors only during the 12-month period after the date of this Offering Circular on the Hong Kong Stock Exchange.

However, unlisted Notes and Notes to be listed, traded or quoted on or by any other competent authority, stock exchange or quotation system may be issued pursuant to the Programme. The relevant Pricing Supplement in respect of the issue of any Notes will specify whether or not such Notes will be listed on the Hong Kong Stock Exchange or listed, traded or quoted on or by any other competent authority, exchange or quotation system.

Notes listed on the Hong Kong Stock Exchange will be traded on the Hong Kong Stock Exchange in a board lot size of at least HK\$500,000 (or its equivalent in other currencies).

Selling Restrictions There are restrictions on the offer, sale and transfer of the Notes in the United States, the European Economic Area, the United Kingdom, Japan, Hong Kong, the PRC, Singapore and the British Virgin Islands and such other restrictions as may be required in connection with the offering and sale of a particular Tranche of Notes, see “*Subscription and Sale*”.

Bearer Notes will be issued in compliance with rules in substantially the same form as U.S. Treasury Regulations §1.163-5(c)(2)(i)(D) for purposes of Section 4701 of the U.S. Internal Revenue Code of 1986, as amended (the “**Code**”) (“**TEFRA D**”) unless (i) the relevant Pricing Supplement states that the Bearer Notes are issued in compliance with rules in substantially the same form as U.S. Treasury Regulation §1.163-5(c)(2)(i)(C) for purposes of Section 4701 of the Code (“**TEFRA C**”) or (ii) the Bearer Notes are issued other than in compliance with TEFRA D or TEFRA C. In the case of Bearer Notes, only Notes with a term of 365 days or less (taking into account any unilateral extensions and rollovers) will be issued other than in compliance with TEFRA D or TEFRA C and will be referred to in the relevant Pricing Supplement as a transaction to which the United States Tax Equity and Fiscal Responsibility Act of 1982 (“**TEFRA**”) is not applicable. Bearer Notes with a term of more than 365 days (taking into account any unilateral extensions and rollovers) that are held through the CMU must be issued in compliance with TEFRA C, unless at the time of issuance the CMU and CMU Lodging and Paying Agent have procedures in place so as to enable the Issuer to comply with the certification requirements under TEFRA D.

SELECTED FINANCIAL INFORMATION

The summary audited consolidated financial information of the Guarantor as at and for the years ended 31 December 2019, 2020 and 2021 as set forth below is extracted from the Guarantor's consolidated financial statements as at and for the years ended 31 December 2020 and 2021, which have been audited by PricewaterhouseCoopers in accordance with International Financial Reporting Standards, or IFRS.

The summary consolidated financial information as set forth below should be read in conjunction with, and is qualified in its entirety by reference to, the relevant audited consolidated financial statements of the Guarantor and the notes thereto included elsewhere in this Offering Circular. The Guarantor's historical consolidated financial information should not be taken as an indication of its future financial performance.

CONSOLIDATED INCOME STATEMENT

	For the year ended 31 December			
	2019	2020	2021	
	RMB (audited)	RMB (audited)	RMB (audited)	US\$ (unaudited)
	(in thousands)			
Fee and commission income	8,632,665	13,624,258	15,357,591	2,409,941
Interest income	6,243,047	7,103,653	8,984,511	1,409,866
Net investment gains	4,406,510	8,673,322	8,024,083	1,259,154
	19,282,222	29,401,233	32,366,185	5,078,961
Other income	125,172	1,318,892	6,666,772	1,046,162
Total revenue and other income	19,407,394	30,720,125	39,032,957	6,125,123
Fee and commission expenses	(1,007,621)	(1,599,870)	(1,920,970)	(301,442)
Interest expenses	(4,683,906)	(5,772,932)	(7,234,074)	(1,135,184)
Staff costs	(4,709,554)	(6,436,296)	(7,851,617)	(1,232,090)
Tax and surcharges	(98,597)	(156,047)	(167,801)	(26,332)
Other operating expenses and costs	(1,805,800)	(3,244,948)	(9,106,393)	(1,428,992)
Credit impairment reversals/(losses)	59,430	(1,318,850)	297,871	46,742
Impairment losses on other assets	–	(77,324)	(31,291)	(4,910)
Total expenses	(12,246,048)	(18,606,267)	(26,014,275)	(4,082,207)
Operating profit	7,161,346	12,113,858	13,018,682	2,042,915
Share of profits and losses of associates	(7,606)	11,865	2,144	336
Profit before income tax	7,153,740	12,125,723	13,020,826	2,043,252
Income tax expense	(1,624,092)	(2,589,038)	(2,785,762)	(437,147)
Profit for the year	5,529,648	9,536,685	10,235,064	1,606,105
Attributable to:				
Equity holders of the Company	5,501,688	9,509,429	10,238,704	1,606,676
Non-controlling interests	27,960	27,256	(3,640)	(571)
	5,529,648	9,536,685	10,235,064	1,606,105
Earnings per share attributable to ordinary equity holders of the Company (expressed in RMB yuan per share)				
– Basic and diluted	0.67	1.20	1.25	

Note:

(1) The gray area in the above table means the line item is not applicable for the specified year.

CONSOLIDATED STATEMENT OF COMPREHENSIVE INCOME

	For the year ended 31 December			
	2019	2020	2021	
	RMB	RMB	RMB	US\$
	(audited)	(audited)	(audited)	(unaudited)
	(in thousands)			
Profit for the year	5,529,648	9,536,685	10,235,064	1,606,105
Other comprehensive income				
Items that may be reclassified to profit or loss in subsequent years				
Net gains on investments in debt instruments measured at fair value through other comprehensive income	257,719	190,485	644,576	101,148
Net (losses)/gains on investments in debt instruments measured at fair value through other comprehensive income reclassified to profit or loss on disposal	(98,651)	(151,015)	13,358	2,096
Income tax relating to these items	(38,744)	(8,546)	(163,450)	(25,649)
	120,324	30,924	494,484	77,595
Share of other comprehensive income of associates	(1,352)	9	25	4
Foreign currency translation differences	33,836	(100,171)	(58,698)	(9,211)
Items that will not be reclassified subsequently to profit or loss				
Net gains/(losses) on investments in equity instruments designated as at fair value through other comprehensive income	154,688	69,843	(105,282)	(16,521)
Income tax relating to these items	(37,442)	(17,958)	37,536	5,890
	117,246	51,885	(67,746)	(10,631)
Other comprehensive income/(loss) for the year, net of tax	270,054	(17,353)	368,065	57,757
Total comprehensive income for the year	5,799,702	9,519,332	10,603,129	1,663,862
Attributable to:				
Equity holders of the Company	5,771,742	9,492,076	10,606,769	1,664,434
Non-controlling interests	27,960	27,256	(3,640)	(571)
	5,799,702	9,519,332	10,603,129	1,663,862

CONSOLIDATED STATEMENT OF FINANCIAL POSITION

	As at 31 December			
	2019	2020	2021	
	RMB	RMB	RMB	US\$
	(audited)	(audited)	(audited)	(unaudited)
	(in thousands)			
Non-current assets				
Property, plant and equipment	503,438	572,287	701,008	110,003
Right-of-use assets	1,102,008	996,674	1,822,761	286,031
Investment properties	49,438	56,133	49,146	7,712
Intangible assets	235,918	360,478	519,133	81,463
Investment in associates	269,512	229,286	111,002	17,419
Financial assets at fair value through profit or loss	3,296,031	6,015,508	7,576,009	1,188,841
Financial assets at fair value through other comprehensive income	3,153,312	3,225,144	–	–
Financial assets held under resale agreements	2,507,276	1,348,317	9,906	1,554
Refundable deposits	2,793,611	8,740,991	10,395,629	1,631,301
Deferred tax assets	963,865	1,725,519	1,967,844	308,798
Other non-current assets	126,428	98,365	94,082	14,764
Total non-current assets	15,000,837	23,368,702	23,246,520	3,647,886
Current assets				
Margin accounts	27,806,140	46,515,175	57,808,146	9,071,360
Accounts receivable	2,136,866	8,018,153	23,075,172	3,620,998
Financial assets at fair value through profit or loss	88,459,902	132,640,140	153,971,907	24,161,552
Financial assets at fair value through other comprehensive income	32,490,523	44,871,712	48,358,146	7,588,448
Derivative financial assets	955,450	1,632,209	2,517,942	395,120
Financial assets held under resale agreements	18,611,480	14,768,886	19,011,848	2,983,374
Cash held on behalf of clients	52,695,657	70,268,389	88,118,755	13,827,756
Cash and bank balances	47,221,055	28,580,085	36,002,716	5,649,612
Other current assets	291,715	564,692	680,274	106,750
Total current assets	270,668,788	347,859,441	429,544,906	67,404,969
Total assets	285,669,625	371,228,143	452,791,426	71,052,855

	As at 31 December			
	2019	2020	2021	
	RMB	RMB	RMB	US\$
	(audited)	(audited)	(audited)	(unaudited)
	(in thousands)			
Current liabilities				
Accounts payable to brokerage clients	54,625,736	74,710,488	93,082,812	14,606,724
Lease liabilities	340,140	323,956	444,289	69,719
Derivative financial liabilities	761,572	2,424,620	4,295,326	674,030
Financial liabilities at fair value through profit or loss	1,126,344	347,466	2,345,498	368,060
Financial assets sold under repurchase agreements . . .	55,532,975	84,512,239	99,595,667	15,628,733
Placements from banks and other financial institutions	9,263,545	9,035,700	8,528,656	1,338,332
Taxes payable	600,594	1,393,426	1,486,151	233,210
Short-term borrowings	889,012	625,174	987,374	154,941
Short-term financing instruments payable	17,495,953	42,296,044	18,290,179	2,870,128
Other current liabilities	52,599,717	34,497,643	75,365,016	11,826,416
Total current liabilities	193,235,588	250,166,756	304,420,968	47,770,293
Net current assets	77,433,200	97,692,685	125,123,938	19,634,676
Total assets less current liabilities	92,434,037	121,061,387	148,370,458	23,282,563
Non-current liabilities				
Financial liabilities at fair value through profit or loss	–	1,248,263	5,454,391	855,913
Bonds in issue	34,133,021	50,016,307	60,020,192	9,418,478
Lease liabilities	735,122	655,308	1,359,022	213,260
Deferred tax liabilities	660,874	1,065,416	1,525,316	239,355
Other non-current liabilities	10,286	4,646	5,253	824
Total non-current liabilities	35,539,303	52,989,940	68,364,174	10,727,831
Net assets	56,894,734	68,071,447	80,006,284	12,554,732
Equity				
Share capital	7,646,385	7,756,695	7,756,695	1,217,195
Other equity instruments	9,980,698	9,961,509	14,937,500	2,344,020
Reserves	21,412,062	27,940,854	31,323,286	4,915,307
Retained earnings	17,542,774	22,076,125	25,800,975	4,048,736
Equity attributable to equity holders of the Company .	56,581,919	67,735,183	79,818,456	12,525,258
Non-controlling interests	312,815	336,264	187,828	29,474
Total equity	56,894,734	68,071,447	80,006,284	12,554,732

RISK FACTORS

An investment in the Notes is subject to a number of risks. Investors should carefully consider all of the information in this Offering Circular and, in particular, the risks described below, before deciding to invest in the Notes. The following describes some of the significant risks that could affect the Issuer, the Guarantor, the Group and the value of the Notes. Some risks may be unknown to the Issuer, the Guarantor and the Group and other risks, currently believed to be immaterial, could in fact be material. Any of these could materially and adversely affect the business, financial condition, results of operations and prospects of the Issuer, the Guarantor and the Group. The market price of the Notes could decline due to any of these risks, and investors may lose part or all of their investment. This Offering Circular also contains forward-looking statements that involve risks and uncertainties. The actual results of the Issuer, the Guarantor or the Group could differ materially from those anticipated in these forward-looking statements as a result of certain factors, including the risks described below and elsewhere in this Offering Circular. The Guarantor and the Group may be affected materially by requirements and restrictions that arise under PRC laws, regulations and government policies in nearly all aspects of its business in the PRC.

The risks described below are not the only risks that may affect the Group or the Notes. Additional risks and uncertainties of which the Group is not aware or that the Group currently believes are immaterial may also adversely affect the Group's businesses, financial condition and results of operations. If any of the possible events described below occur, the Group's businesses, financial condition and results of operations could be materially and adversely affected. In such case, the Group may not be able to satisfy its obligations under the Notes, and investors could lose all or part of their investment.

RISKS RELATING TO OUR BUSINESS AND INDUSTRY

General global and PRC economic and market conditions could adversely affect our business.

General global and PRC economic and market conditions could adversely affect our business. General economic and political conditions, such as macroeconomic and monetary policies, legislation and regulations on the financial and securities industries, market volatility, upward and downward trends in the market, business and financial sectors, currency and interest rate fluctuations, availability of short-term and long-term market funding sources and cost of funding, could affect our business. As a securities firm, our business is directly affected by the inherent risks associated with the securities market, including market volatility, changes in investment sentiment, fluctuations in trading volume, liquidity changes and the creditworthiness or the perceived creditworthiness of the securities industry in the marketplace.

Global political and economic conditions may affect the financial market conditions in the PRC. Any sudden and dramatic changes in the global and PRC financial market conditions could materially and adversely affect our operational and financial condition. As the PRC capital market is still evolving, market conditions may change rapidly. In response to the sudden and significant market fluctuations, the PRC Government initiated a series of measures to stabilise the market, which have and will continue to impact our business.

In addition, continuous downturns in general economic conditions and adverse capital markets conditions in the PRC could materially and adversely affect our business, operating results, financial condition and prospects in various ways, including but not limited to the following:

- the financing demand of our clients could decrease, which could adversely affect our underwriting and sponsor fees from investment banking business, further leading to a decline in our revenue from investment banking business;

- the demand of our clients for securities trading could decrease, which could adversely affect our securities brokerage business and securities financing business, further leading to a decline in our revenue in related fees, commissions and interest income;
- the value and returns of financial assets we hold for securities trading and investment and the value of our asset management product portfolio may be adversely affected by market volatility, and our opportunities to exit and realise value from our investments may also be reduced;
- we may face increased default risks that our client or counterparty may fail to perform its contractual obligations;
- our financing cost may increase due to our limited access to liquidity and the capital markets, and therefore restrict our ability to raise funds to develop our business; and
- we may not be able to effectively execute our business plans and strategies.

While the economy in China has grown significantly over the past decades, the growth has been uneven, both geographically and among various sectors of the economy. Any severe or prolonged slowdown in the global or Chinese economy may materially and adversely affect the financial market conditions in China. In addition, there is considerable uncertainty in the outlook for world economy and financial markets, including concerns over the escalating trade disputes between China and the United States and the designation of China as a “currency manipulator” by the U.S. government, the withdrawal of the United Kingdom from the European Union and the significant decrease in the crude oil price due to the international-wide travel restrictions and the 2020 Russia-Saudi Arabia oil price war in the midst of the COVID-19 pandemic. The uncertain global financial market conditions may further affect the financial market conditions in China. For example, the PRC financial market has experienced significant volatility as a result of the escalating trade tension between China and the United States in 2020. Concerns over possible inflation or deflation, uncertainty relating to currency exchange rates and interest rates, the availability and cost of credit, the sovereign debt crisis in Europe, volatility in commodity and oil prices, geopolitical issues, policy changes affecting international trade and the imposition of tariffs, and unstable financial markets and the global housing and mortgage markets have contributed to increased market volatility, weakened business and consumer confidence and diminished expectations for economic growth around the world. For example, recent Russian military actions across Ukraine since February 2022 have led to a significant increase in international crude oil and natural gas prices. Such military actions, and sanctions in response thereof as well as escalation of conflict, could significantly affect prices and demand in global energy market and cause turmoil in the capital markets and generally in the global financial system.

Since 2020, COVID-19, a novel strain of coronavirus, has spread worldwide. In March 2020, the World Health Organization declared the COVID-19 a pandemic. The pandemic has resulted in border lockdowns, mandatory quarantines, travel restrictions, and the temporary closure of stores and facilities in China and other parts of the world. While various measures have been relaxed and many aspects of daily life gradually returned to normal routine in China, certain areas of the world remain subject to such heightened measures and extended delay or suspension of some business activities. Please refer to “Risk Factors – Risks Relating to Our Business and Industry – We are subject to risks relating to natural disasters, pandemics, epidemics, acts of war or terrorism or other factors beyond its control, including the ongoing COVID-19 pandemic.”

Each of our business segments may be affected by the general economic and market conditions in different ways: intensified market competition could result in lower commission and fee income from the Group’s securities brokerage businesses and investment banking businesses and higher volatility of securities trading volume, which would adversely affect the stability of revenue from our securities brokerage business; poor financial conditions could affect the fair value of our financial assets, which could impact the profitability of our proprietary trading business; market volatility and adverse economic

conditions may affect the performance of the assets or funds we manage and reduce our assets under management, which could adversely affect our ability to receive asset management fees or performance fees; and unfavourable economic conditions and other adverse geopolitical conditions may negatively impact investor confidence and corporate finance activities, which could result in significant declines in securities trading volume and other corporate finance activities and hence adversely affect the revenue and profitability of our investment banking business.

Our business may be adversely affected by changes in regulatory environment and measures in the PRC and other jurisdictions where we operate.

As a securities firm with principal business in the PRC and Hong Kong, we are subject to extensive regulation in these jurisdictions. The regulatory authorities limit the types of products and services we may offer by imposing capital requirements and restrict our business activities by specifying the types of securities we may invest in. Relevant regulatory authorities make inspections, examinations and inquiries on a regular basis in respect of our compliance with relevant regulatory requirements. For example, the CSRC periodically evaluates and assigns a regulatory rating to each securities firm, including us, based on the firm's risk management capabilities, competitiveness and compliance with regulatory requirements. In addition, we may be subject to various regulations as well as inspections and restrictions imposed by relevant regulatory authorities in other countries and jurisdictions where we operate our business. Any failure to comply with the applicable regulatory requirements could result in sanctions, fines, penalties or other disciplinary actions, including, among other things, a downgrade of our regulatory rating and limitations or prohibitions on our future business activities, which may limit our ability to carry out pilot programs and conduct new businesses and may harm our reputation.

For twelve consecutive years from 2010 to 2021, we were rated "Class A Grade AA" by the CSRC, the highest rating ever received by PRC securities firms during that period. However, there is no assurance that we will be able to maintain such regulatory rating in the future. A downgrade of our regulatory rating may limit our ability to conduct certain businesses or prevent us from obtaining permits or approvals for our new businesses or subject us to a higher risk capital reserve ratio or a higher securities investor protection fund reserve ratio. Any future incidents of non-compliance may have a material and adverse effect on our business, financial condition, operating results, reputation and prospects.

In recent years, regulatory authorities have continuously promulgated new rules and guidances. These new rules and guidances may directly affect our business strategies, competitiveness and prospects. Changes in the rules and regulations could impose more stringent requirements or additional limitations on the business that we conduct, require us to modify our existing business practices and lead to increased compliance costs or competition. Our failure to adapt to the changing regulatory environment and maintain our compliance and competitiveness could have a material and adverse effect on our business, financial condition, operating results and prospects.

Restrictions on foreign equity participation in China's capital market and securities market have been removed gradually in recent years. Under the current framework, qualified foreign-invested securities firms have to obtain full securities business licenses to extend business beyond the previously permitted underwriting and sponsoring of equity and debt, foreign stock brokerage, bond brokerage and proprietary trading. The influx of foreign capital will further increase competition in the market, and may have an adverse impact on our business, financial conditions, operating results and prospects.

We face intense competition in existing and new businesses.

Our businesses face intense competition from numerous and diverse competitors. We primarily compete with other major securities firms in the PRC and Hong Kong. We compete with other financial institutions such as commercial banks and insurance companies across different business sectors in the PRC. In recent years, in the wake of the development of Internet finance, the online businesses of securities firms also face competition from non-traditional financial institutions such as Internet companies.

Commercial banks, insurance companies and other financial institutions have been venturing into the traditional business sectors of securities firms and competing with securities firms in a number of areas by continuous innovation in their products and services. By leveraging their operational network, client base, capital base, and other advantages, commercial banks pose particular threats to securities firms in bond underwriting, financial advisory services, sales of wealth management products, and other domains. In addition, gradually relaxed PRC securities regulations and the trend towards mixed operations in the PRC's financial industry may enable new competitors (such as foreign financial institutions) to enter into the securities industry of the PRC.

Some of our competitors may have certain competitive advantages over us, such as more abundant financial resources, greater brand awareness, more diverse product and service offerings and more advanced IT systems. They may also be more experienced than us and offer a broader range of services and financial products. In addition, they may have more competitive compensation and incentive mechanisms, with more qualified, capable and experienced employees. We may also face competition from competitors in certain business sectors or geographical regions. While these competitors may have less comprehensive offering of products or services or less extensive geographic coverage than us, they may have more experience, better brand recognition and other competitive advantages in their business sectors or geographical regions. Our failure to compete effectively against our competitors may have a material and adverse effect on our business, financial condition, operating results and prospects.

In addition, along with the evolution of the PRC securities industry, innovative products and services may emerge in the market. We may not be able to maintain our current market share or leading position due to certain difficulties or challenges we may face in offering new products or services. Our failure to maintain our competitive advantages in this business environment will have a material and adverse effect on our businesses, financial condition, operating results and prospects.

Our businesses also face intense price competition. We will likely continue to experience pricing pressures in the future as some of our competitors seek to increase their market shares by lowering prices. In recent years, there has been considerable pressure on commission rates for some of our businesses. In particular, our securities brokerage commission rates have been in decline in recent years, and may further decline due to intense competition in the future. Brokerage clients generally use the Internet and other alternative trading systems to execute electronic trading, putting more pressure on brokerage commission rates. In addition, underwriting fees, financial advisory fees and asset management fees also face pricing pressure. We believe that we will continue to face pressure on commission rates if some of our competitors further lower their prices in order to increase their market shares. Please see *“Risk Factors – Risks relating to our business and industry – We generate a significant portion of our revenue from our securities brokerage and securities financing businesses, and reduction in our clients’ trading activities or decrease in our brokerage commission rates could materially and adversely affect our operating results and financial condition”* and *“Risk Factors – Risks relating to our business and industry – Our investment banking business is subject to various risks and there can be no assurance that the income level of our investment banking business can be sustained.”*

We are subject to strict net capital, risk management, liquidity and other similar regulatory requirements that may restrict our business activities.

We are subject to capital adequacy, risk indicator, liquidity and other requirements imposed by the CSRC, the SAC and other regulatory authorities and self-regulatory organisations. According to the Administrative Measures for Risk Control Indicators of Securities Companies (《證券公司風險控制指標管理辦法》) made by the CSRC, effected on 1 November 2006 and revised on 16 June 2016 and 20 March 2020, the risk coverage ratio (namely net capital divided by the sum of various risk capital reserves times 100%) of a securities company shall not be less than 100%; the capital leverage ratio (namely core net capital divided by total on-and off-balance-sheet assets times 100%) of a securities company shall not be less than 8%; the liquidity coverage ratio (namely high-quality liquid assets divided by net cash outflow for the next 30 days times 100%) of a securities company shall not be less than 100%; and the net steady fund rate (available steady funds divided by required steady funds times

100%) of a securities company shall not be less than 100%. Pursuant to the Administrative Measures above, we have established a dynamic net capital and other risk control indicators monitoring mechanism in an endeavor to comply with statutory regulatory standards on risk control indicators based on net capital.

We are also subject to various liquidity requirements. For example, in June 2016 and effective from 1 October 2016 and in March 2020, the CSRC amended the Administrative Measures above and supporting ancillary measures. These amendments adjust the calculation basis and method of net capital and risk capital reserve, add a capital leverage ratio indicator (net core capital to total off- and on-balance-sheet assets), set a mandatory leverage ratio of no less than 8% and set up indicators for specific business lines. According to the SAC, both the liquidity coverage ratio (ratio of good quality liquid assets to estimated net cash outflow for the following 30 days) and the net stable funding ratio (ratio of available stable funding to stable funding required by business) shall reach 100% by 30 June 2015.

We have been in compliance with regulatory requirements in terms of major risk control indicators based on net capital. Our leverage ratio was 4.08x, 4.38x and 4.51x as at 31 December 2019, 2020 and 2021, respectively¹. These requirements may restrict the scope and scale of our business activities, and may require us to adjust our existing business in order to be eligible for new and innovative products and services. Our failure to meet such requirements could lead to sanctions, fines, penalties or other disciplinary actions, including a downgrade of our regulatory rating and limitations or prohibitions on our future business activities, which may have a material and adverse effect on our business, financial condition, operating results, reputation and prospects.

We generate a significant portion of our revenue from our securities brokerage and securities financing businesses, and reduction in our clients' trading activities or decrease in our brokerage commission rates could materially and adversely affect our operating results and financial condition.

Changes in the macro market and the intensified competition may have an adverse effect on our securities brokerage and securities financing business. Since we have been generating a significant portion of our revenue from our securities brokerage and securities financing business, any decline or slowdown in our securities brokerage and securities financing business could have a material and adverse effect on our total revenue and other income.

Revenue from our securities brokerage business consists primarily of commissions and fees that we generate by executing trades for our clients. Revenue from our securities financing business consists primarily of interest income generated from margin financing and securities lending as well as repurchase business. Revenue from our securities brokerage business depends significantly on the turnover of trading that we execute for our clients and the brokerage commission rates. Revenue from our securities financing business depends on the size as well as the interest rate of margin financing and securities lending. Trading turnover of securities brokerage business and the financing needs for securities financing business are subject to factors including general economic conditions, macroeconomic and monetary policies, conditions of A share market, fluctuations in interest rates and investor behavior, all of which are beyond our control. Any unfavorable market condition may significantly affect our securities trading, resulting in a decrease in turnover or trading scale and in turn lead to a decrease in the fees and commission income from our securities brokerage business or a drop in the interest income from our securities financing business.

In addition, the increasing competition in the PRC securities industry may lead to a decrease in our brokerage commission, which will adversely affect our brokerage business. For example, some of our competitors have launched Internet account opening services ahead of us, which significantly lowered the commission rates charged to brokerage clients, resulting in us correspondingly lowering commission

¹ Leverage ratio is calculated by dividing the total assets (net of accounts payable to brokerage clients) by equity attributable to the shareholders of the Company.

rates to maintain competitiveness. We believe that price competition and pricing pressure will continue as investors are increasingly unwilling to pay for brokerage services, and some of our competitors seek to obtain market share by further reducing brokerage fees and commissions. Moreover, the PRC securities markets are emerging markets characterised by short-term investing behavior among investors, which has resulted in a higher frequency of trading activities by our clients. However, as the capital markets in the PRC develop and our clients become more sophisticated, they may reduce the frequency of their trading activities in the future, which could adversely affect the commissions we derive from our brokerage business. As a result, there is no assurance that our brokerage commission rates and commission income scale can be sustained at current levels.

If we cannot successfully maintain and expand our client base and operational network, our securities brokerage business and its revenue could be materially and adversely affected.

The securities brokerage business is highly competitive and we have to maintain our client base and attract new clients. As at 31 December 2021, the total number of our capital accounts reached 10 million, accounting for 3.4% of the market, ranking tenth in the PRC securities industry. However, there is no assurance that we will be able to continue to maintain or grow our client base. If we are unable to address the needs of our clients by maintaining high-quality client service, continuing product innovation, providing value-added services, or if we otherwise fail to meet our clients' demands or expectations, we may lose our existing clients to our competitors or fail to attract new clients. As a result, our business, financial condition and operating results may be adversely affected.

We serve clients of our securities brokerage business and manage client relationships primarily through our network of securities branches. As at 31 December 2021, we had 275 securities branches in the PRC. However, there is no assurance that we will be successful in further expanding our operational network due to regulatory changes, difficulties in managing a relatively larger pool of retail brokerage staff and other unforeseeable factors. We may not be able to maintain our current market-leading position in the number of operating outlets and any failure to maintain our competitiveness may have a material and adverse effect on our business, financial condition, operating results and prospects.

In addition, the prevalence of online retail brokerage business in the PRC exposes us to competitive pressure on commission rates from small securities firms with relatively low costs and securities firms which carry out brokerage services primarily through online trading platforms. If we are unable to provide differentiated products and services, our business, financial condition, operating results and prospects may be adversely affected.

Our investment banking business is subject to various risks and there can be no assurance that the income level of our investment banking business can be sustained.

Market fluctuations and changes in regulatory policies may adversely affect our investment banking business. Our investment banking business has been and may in the future be adversely affected by economic and market conditions. Poor economic conditions may adversely affect investor confidence, resulting in significant industry-wide declines in the size and number of securities offerings and merger and acquisition (“M&A”) transactions, which could have an adverse effect on our revenue from and profit margin for the investment banking business. Adverse capital market conditions and market volatility may also cause delays to, or the termination of, securities offerings underwritten or sponsored by us and M&A transactions advised by us, which may materially and adversely affect our revenue from the investment banking business. In addition, along with the continuous evolvement of securities market in the PRC, new products and services in the investment banking business may emerge. We may not be able to maintain our current market share due to certain difficulties or challenges we may face in offering new products or services, which could have a material and adverse effect on our investment banking business.

Transactions we are involved in are subject to uncertainties due to regulatory approvals. Initial public offerings (“IPOs”) in the PRC and certain types of M&A transactions of listed companies are subject to approvals by various regulatory authorities. Approval processes and the results and timing of

the various inspections conducted by the CSRC from time to time are beyond our control and may cause substantial delays to, or the suspension of, securities offerings underwritten by us or M&A transactions advised by us. We may experience delay in, or suspension of, securities offerings underwritten and sponsored by us as a result of unfavorable market conditions such as the market volatility in the future.

Furthermore, the PRC regulatory requirements on investment banking business continue to change, including the implementation of a compensation regime in which sponsors are required to compensate investors for their losses resulting from false disclosures in IPOs before issuers' compensation liability can be determined. In addition, PRC securities firms are facing increasing challenges in terms of deal execution, client development, pricing and underwriting capabilities. If we are unable to adjust our business practices and strategies to meet these new challenges, we may not be able to compete effectively in the PRC securities industry, which could in turn materially and adversely affect income from our investment banking business. In addition, if we are under investigation due to fraud committed by our clients, the CSRC may suspend the review of the proposed offerings underwritten or sponsored by us, which may adversely affect our business and operating results.

In addition, in acting as a sponsor in securities offering and listing, we may be subject to regulatory sanctions, fines, penalties or other disciplinary actions or may be otherwise legally liable in the PRC and in Hong Kong and/or our reputation may be affected due to inadequate due diligence in connection with compliance supervision after the offerings and transactions, fraud or misconduct committed by issuers, other sponsors, their agents or our staff, misstatements and omissions in disclosure documents, or other illegal or improper activities that occur during the course of the underwriting process, which may adversely affect our business and operating results. The issuers of the bonds underwritten or sponsored by us may default due to various reasons, which may result in investors' losses and therefore subject us to the litigation and reputational risks. Our investment banking business may also be affected by new rules and regulations, changes in the interpretation or enforcement of existing rules and regulations relating to the underwriting and sponsorship of securities offerings.

We generally receive underwriting commissions for securities offerings and advisory fees for M&A transactions upon the successful completion of the transactions. If a transaction is not completed as scheduled or at all for any reason, we may not receive underwriting commissions or financial advisory fees for services that we have provided in a timely manner or at all, which could adversely affect our operating results.

Our proprietary trading business is subject to market volatility and our investment decisions.

We trade equity and fixed-income securities as well as derivatives. Our equity and fixed-income securities are subject to market volatility and, therefore, the results of our securities trading activities are generally related to the condition of the PRC securities markets. We also engage in derivative instruments transactions, including stock options, treasury futures and stock index futures and etc. We generally use derivative instruments to hedge against the impact of price volatility on our investment portfolio or adjust the risk exposure of the investment portfolio. However, currently the types of financial investment products available in the PRC securities market remain limited. Although stock index futures provide investors with tools for arbitrage and managing risks related to their investments, such financial instruments for PRC investors remain inadequate, which may make it difficult for us to fully hedge against fluctuations in the price of our investment portfolio, and the derivatives that we use may not be as effective as we would expect. In addition, we are exposed to risks associated with derivatives contracts we enter into, which could result in losses to us. Since the derivative markets on the exchanges are unstable and the over the counter (“OTC”) derivative markets are under-developed, we may lack experience in managing new products or trading derivative products.

The performance of our proprietary trading business relies on our investment judgments and decisions based on our assessment of current and future market conditions. We closely monitor the market value of our investment portfolio and actively refine the structure of our portfolio based on market conditions and internal risk management guidelines. However, our investment decisions are made

based on our judgment, which involves management discretion and assumptions. If our decision-making process fails to effectively minimize losses while capturing gains, or our forecasts do not conform to actual changes in the market conditions, our proprietary trading business may not achieve the investment returns we anticipate or may even suffer material losses, all of which could materially and adversely affect our business, financial condition and operating results.

In addition, the values of certain classes of our assets, such as our available-for-sale financial assets, are marked to market. A decline in the value of our available-for-sale financial assets can result in the recognition of impairment losses if management determines that such decline in value is not temporary. This impairment recognition shall be based on evaluation of several factors. If we recognise impairment losses, our operating results will be adversely affected.

A significant decline in the size of our AUM or regulatory changes may materially and adversely affect our asset management business.

We charge asset management fees based on the size of each asset management plan under our management. Investment performance may affect investment sentiment of clients and therefore affect our AUM, which in turn affects our management fee income. In addition, the management fee income from actively managed products is higher than income from our non-actively managed products, therefore our management fee income is also affected by the structure of our managed assets. Limited investment options and hedging strategies, as well as market volatility, in the PRC could limit our ability to offer stable returns to our clients, cause us to lose clients and require us to make provisions for the decrease in the value of our investments. Volatility of the PRC capital market, adverse economic conditions or the failure to outperform our competitors or the market may reduce the value of our managed assets or affect the performance of our managed assets or funds, which could adversely affect the amount of asset management fees or performance rewards that we receive. Moreover, with the enforcement of the Interim Provisions on Operation and Management of Privately-raised Assets Management Business of Securities or Futures Institutions (《證券期貨經營機構私募資產管理業務運作管理暫行規定》) since 18 July 2016, the upper limit on the leverage ratio of the structured asset management products has been significantly reduced, and it imposes higher requirement on our own funds when conducting asset management business, which may have an adverse effect on our relevant business.

Moreover, we have high proportion of “channel-based business” in our asset management business. Relevant regulators may promulgate new regulations to restrict the “channel-based business” in the PRC. Therefore, there are still uncertainties on whether we can complete the transition to actively-managed business rapidly while maintaining our AUM. In addition, we may not be able to maintain or increase our AUM or our asset management fee income due to increased competition from insurance companies, trust companies, commercial banks and other competitors. We are still in the process of developing and growing our asset management business. If we fail to increase our AUM, we may not be able to take advantage of potential benefits, such as economies of scale and investment strategies with larger capital requirements. This lack of scale in AUM could adversely affect our competitiveness, operating results and financial condition.

We may suffer significant losses from our exposure to credit risks.

The credit risks we are exposed to in our business include credit risks incurred from our counterparties, securities issuers of our investment targets and clients of securities financing and futures business. We have net long trading positions in various fixed income securities as part of our investment, and face credit risks that the issuers of the relevant securities may default. There can be no assurance that there will be no default in the bonds we invest in the future. We also face credit risks as counterparty in derivative contracts. In addition, we conduct OTC trades as counterparty to our clients, to provide them with customised products or services, such as OTC options and equity return swaps. As there is no exchange or clearing agent for these contracts, we may be subject to the credit risk of the counterparties. Any significant non-payment or default by a client or counterparty could adversely affect our financial condition, operating results and cash flows. Although we regularly review our credit

exposure to specific clients or counterparties and to specific industries that we have credit concerns for, default risks may arise from events or circumstances that are difficult to detect or foresee. We may also fail to obtain any relevant information with respect to the credit risks of our clients and counterparties.

Our securities financing business is subject to the risks that a client may fail to perform its payment obligations or that the value of collaterals held by us to secure the obligations might become inadequate. We may mandatorily liquidate our clients' collaterals if they are unable to fulfill their payment obligations as scheduled, or if their collateral ratios are lower than our minimum thresholds due to fluctuations in market prices of the collaterals while failing to replenish such collaterals. Such mandatory liquidation mechanism may subject us to significant losses or litigation risks. In addition, the ability to carry out mandatory liquidation of client positions is adversely affected by market volatility. If the market price of securities which we hold as collaterals decreases sharply for an extended period, and when we are unable to liquidate clients' positions in a timely manner due to the daily price fluctuation limitation on the A share market and relevant A share stock suspensions, we may incur significant losses. Moreover, similar to other securities firms, we also accept restricted stocks as collaterals for our collateralised stock repurchase business. If we fail to mandatorily liquidate collaterals comprising restricted stocks within the expected period, we may be subject to significant losses. In addition, the mandatory liquidation mechanism may trigger disputes between clients and us and subject us to litigation risks or significant legal expenses.

Significant interest rate fluctuations could affect our financial condition and operating results.

Our exposure to interest rate risk is primarily associated with our interest income, interest expenses and fixed income investments. We earn interest income from (i) securities brokerage and securities financing business, including margin financing and securities lending, collateralised stock repurchase and repurchase agreement transactions; (ii) bank balances, including cash held on behalf of brokerage clients as well as our own bank deposits; and (iii) other businesses. We also pay interests on accounts payable to brokerage clients, financial assets sold under repurchase agreements and various indebtedness, including borrowings, short-term commercial papers, structured notes, corporate bonds and subordinated bonds, etc. In addition, we hold net fixed income securities positions, whose market prices are directly affected by the prevailing interest rates. Significant interest rate fluctuations could reduce our interest income or returns on fixed income investments, or increase our interest expenses, all of which could materially and adversely affect our business, financial condition and operating results.

Restrictions on our credit financing capability and high level of indebtedness may adversely affect our business.

We rely on bank and other external borrowings and bond offerings to fund a significant portion of our working capital requirements. Our financial condition, liquidity and business operations will be adversely affected to the extent we are not able to pay back or repay our debt in a timely manner because of the unavailability of internal resources or inability to obtain alternative financing.

Even if we are able to honor our debt repayment obligations, the amount of debt we borrow could also adversely affect us in a number of ways, including:

- limiting our ability to obtain any necessary financing in the future for working capital, strategic investment, debt repayment requirements or other purposes;
- limiting our flexibility in business planning or reacting to changes in our business;
- placing us at a competitive disadvantage compared to our competitors who have lower levels of debt;
- affecting our credit ratings and increasing our financing cost;
- making us more vulnerable to a downturn in our business or the economy generally;

- subjecting us to the risk of being forced to refinance for our debts at higher interest rates; and
- requiring us to use a substantial portion of our cash to pay principal and interest on our debt, instead of contributing those funds to other purposes such as working capital and other capital requirements.

Our interest expenses may increase along with the increase of our borrowings.

We have incurred and expect to continue to incur a significant amount of interest expense relating to our borrowings, including corporate bonds, subordinated bonds, short-term financing instruments, financial assets sold under repurchase agreements and others. We also incur interest expenses from accounts payable to brokerage clients and placements from banks and other financial institutions in our operation activities. We may continue to incur substantial amount of debts, and our interest expenses may continue to increase. Any such increase could adversely affect our business, financial condition, operating results and prospects.

A significant decrease in our internal or external liquidity could adversely affect our business and reduce clients' confidence in us.

Our liquidity conditions may be adversely affected by the decrease in the cash generated from our operating activities, increased regulatory requirements on capital, substantial investment, market volatility, the loss of client confidence or other factors. Maintaining adequate liquidity is crucial to our business operations as we need large amounts of cash to continue expanding our margin financing and securities lending, collateralised stock repurchase, investment management and other business activities. We meet our liquidity needs primarily through cash generated from operating activities and debt financing. There can be no assurance that we may generate positive cash flows from operating activities in the future.

A reduction in our liquidity could reduce the confidence of our clients or counterparties in us, which may result in the loss of business and client accounts. In addition, we will need to satisfy various liquidity requirements in order to maintain or expand our scope of business, especially innovative products and services. Failure in the future to comply with the mandatory liquidity requirements, or any heightened requirements for specific businesses, may result in penalty measures imposed by the SAC, including self-regulatory measures and disciplinary action. In addition, the liquidity coverage ratio will be incorporated into the risk control indicator system for securities firms, and the failure of the liquidity coverage ratio to comply with the indicator requirement may subject us to the regulatory measures by the CSRC. Any of these could have a material and adverse effect on our business development and reputation.

Furthermore, our ability to sell assets may be impaired if other market participants are seeking to sell similar assets at the same time when we seek to sell the assets to increase liquidity, as is likely to occur in a liquidity crunch or other market crisis. When cash generated from our operating activities is not sufficient to meet our liquidity or regulatory capital needs, we must seek external financing. During periods of disruption in the credit and capital markets, potential sources of external financing could be limited and our borrowing costs could increase. Such financing may not be available on acceptable terms or at all due to unfavorable capital market conditions.

Our IT systems may be subject to cyber-attacks or risks arising from any system failures or deficiencies.

Our operations rely heavily on our IT systems to record and accurately process a large number of transactions and matters across numerous and diverse markets and different business segments in a timely manner. Our system for processing securities transactions is highly automated. Our IT and related computer systems may be damaged or interrupted by human errors, unauthorised access such as cyber-attacks, natural hazards or disasters or similarly disruptive events. A prolonged interruption or failure of

our information processing or communications systems would limit our ability to process transactions. This would impair our ability to serve our clients and execute transactions on behalf of clients and for our own accounts, which could materially and adversely affect our competitiveness, financial condition and operating results.

The proper functioning of our core IT systems, online trading platform, data processing system, mobile APPs, risk management and legal and compliance system and other data processing systems, together with the communication networks between our headquarters and branches and the storage of our clients' confidential and personal information and other information, are critical to our business and our ability to compete effectively. We have established multi-tiered backup systems to carry on principal functions or restore our systems in the event of a catastrophe or failure of our systems, including those caused by human errors. However, there can be no assurance that our operations will not be materially disrupted if any of our systems fails. In addition, if our trading system is unable to process all trading orders when the securities market experiences high volatility, we may be subject to client complaints, litigations or damage on our reputation.

Our resources and technical sophistication may not be adequate to prevent all types of cyber-attacks or other disruptions to or failures of our IT and related computer systems. A cyber-attack or IT and related computer systems failure could adversely affect our daily operations and lead to the loss of sensitive information, including our own proprietary business information and sensitive information of our customers. Our business continuity procedures, disaster recovery systems and security measures to protect against network or IT and computer systems failure or interruption may not be effective, and we may not anticipate, prevent or divert the material and adverse effect on our business, financial condition and operating results in the event of such failure or interruption.

The PRC securities industry is characterised by rapidly changing technology. Online trading platforms and mobile APPs are becoming increasingly popular among our clients due to their convenience and user-friendliness. We rely heavily on technology, and plan to expand and upgrade our online trading platform and mobile APPs, to provide a wide range of brokerage and securities financing services. However, our technology operations are vulnerable to disruptions from human error, natural disasters, power failure, computer viruses, spam attacks, unauthorised access and other similar events, and we may not be able to adapt to the evolving technology in the PRC securities industry. Disruptions to, or instability of, our technology or external technology, or failure to timely upgrade our online or mobile platforms could harm our business, reputation and prospects.

Our business may be susceptible to the operational failure of third parties.

We face the risk of operational failure, limited capacity or termination of any of the clearing agents, exchanges, clearing houses or other financial intermediaries we use to facilitate our securities transactions. Any operational failure or termination of the particular financial intermediaries that we use could adversely affect our ability to execute transactions, serve our clients and manage our exposure to risks. In addition, as our inter-connectivity with our clients grows, we will increasingly face the risks of operational failure with respect to our clients' systems such as personal computers, mobile devices and tablets, as well as connectivity to and compatibility with our clients' systems. Any operational failure may lead to loss of our clients and give rise to complaints or litigations against us and in turn have a material and adverse effect on our goodwill, financial condition, operating results and reputation.

We distribute third-party financial products which may involve high risks, and if we are unable to identify, fully understand or disclose these risks, our reputation, relationships with clients, business and prospects may be damaged.

In addition to our own asset management products, we also distribute financial products developed by third-party financial institutions (such as fund management companies, trust companies and commercial banks in the PRC). As a third-party distributor, we are not subject to any investment losses or default liabilities incurred from third-party financial products. However, we may receive complaints from or be sued by clients which may in turn have an adverse effect on our reputation and business. In

addition, the structure of certain types of these third-party financial products (such as trust schemes and structured OTC products) is complicated and involves various risks, including credit, interest rate, liquidity and other risks. Our risk management policies and procedures may fail to identify the risks of such financial products in a sufficient and effective manner, and our sales personnel may not disclose such risks to our wealth management clients adequately. Consequently, clients may invest in financial products that exceed their investment risk tolerance and investment preferences and suffer substantial losses which subject us to the complaints and prosecution of clients. Our reputation, relationships with clients, business and prospects may therefore be materially and adversely affected.

We are exposed to risks relating to our investments in the wealth management products, trust schemes and asset management schemes provided by various financial institutions.

Our proprietary investment portfolio includes wealth management products, trust schemes and asset management schemes provided by commercial banks, trust companies, funds companies and securities firms (including ourselves) in China.

The income generated from our investments in various wealth management products, trust schemes and asset management schemes is generally fixed, which may subject us to credit risk. These wealth management products, trust schemes and asset management schemes generally adopt credit enhancement measures, such as guarantees and structural enhancement. However, we are not able to monitor and do not otherwise have control over the counterparties' investment portfolio composition and investment strategies. In addition, there is no assurance that we can correctly anticipate the development of business operations or financial conditions of the commercial banks, securities firms, trust companies, fund companies or the ultimate borrowers, which could be negatively affected by various factors beyond our control, under which situation, the issuers' capacity to repay the principal, fulfill their commitment to deliver the expected investment return or the guarantors' capacity to undertake the guarantee obligations (if applicable), could be materially and adversely affected and we may not be able to recover the principal of and interest on these investments. Also, we do not have direct recourse to the ultimate borrowers in the underlying transactions, and we can only exercise our rights under the related contracts to require the product issuers or scheme managers to perform their obligations, and demand compensation for our losses (if applicable) from the product issuers or scheme managers and the financial institutions that provide relevant guarantee.

Furthermore, because the guarantees and collaterals are not provided to us but to product issuers or scheme managers, we may not be able to directly claim any security interests on these guarantees or collaterals.

While the regulatory authorities currently generally do not prohibit securities firms to invest in wealth management products, trust schemes and asset management schemes provided by various financial institutions, there can be no assurance that there will not be material and adverse changes to the applicable regulations in the future. Any material and adverse regulatory changes could cause the value of our investment portfolio to decline, and may in turn materially and adversely affect our business, financial condition and results of operations.

We face additional risks as we expand our product and service offerings.

We are committed to providing new products and services in order to strengthen our leading market position in the PRC securities industry. We continuously expanded our business to include trading of physical precious metals, foreign exchange, OTC options, online collateralised stock repurchase and other businesses in recent years, and further convert our offline business to online business. We will continue to expand our product and service offerings as permitted by relevant regulatory authorities, transact with new clients not in our traditional client base and enter into new markets. Meanwhile, we expect to further expand our overseas business. These activities expose us to new and increasingly challenging risks, including, but not limited to:

- we may have insufficient experience or expertise in offering new products and services and dealing with inexperienced counterparties and clients may harm our reputation;
- we may be subject to stricter regulatory scrutiny, or increased tolerance of credit risks, market risks, compliance risks and operational risks;
- we may be unable to provide clients with adequate levels of service for our new products and services;
- our new products and services may not be accepted by our clients or meet our profitability expectations; and
- our new products and services may be quickly copied by our competitors so that their attractiveness to our clients may be diluted.

If we are unable to achieve the expected results with respect to our offering of new products and services, our business, financial condition, operating results and prospects could be materially and adversely affected.

We are subject to risks related to overseas expansion.

We expect to expand our overseas operations based on business strategy, but the development of global business may face additional risks, including, among others:

- we may have difficulties in managing overseas operations, including the compliance with various regulatory and legal provisions in different jurisdictions;
- risks of fluctuations in the overseas financial markets;
- challenges in providing products, services and supports in the overseas financial markets;
- challenges in managing distribution channels and overseas distribution network effectively;
- the accounting treatment differences between various jurisdictions;
- potential adverse effects of taxation;
- foreign exchange losses;
- inability to effectively enforce contractual or legal rights; and
- local political and economic instability or civil unrest.

If we are unable to effectively avoid or mitigate these risks, we may have difficulties to expand our overseas business, which could have a material and adverse effect on our business, financial condition, operating results and prospects.

Our operations may be adversely affected if we fail to obtain or maintain necessary approvals for conducting a particular business or offering a particular product.

We operate in a highly regulated financial industry where many aspects of our business depend upon obtaining and maintaining the necessary approvals, licenses, permits or qualifications from relevant PRC and Hong Kong regulators, such as the CSRC and the SFC, and self-regulatory organisations, such as the SAC. We are required to comply with the relevant regulatory requirements when applying for approvals, licenses or permits for conducting new businesses or offering new products. As the legal system and financial service industry in the PRC continue to evolve, changes in the relevant laws and

regulations or in their interpretation or enforcement may make them more difficult to comply with, or adversely affect the type and scope of businesses we are permitted to engage in. In addition, further regulatory approvals, licenses, permits or qualifications may be required for new products and services in the future, and some of our current approvals, licenses, permits or qualifications are subject to periodic renewal. If any of our business activities fails to meet the regulatory requirements, or if we fail to obtain or renew the required permits, licenses, approvals or qualifications, our business, financial condition and operating results may be materially and adversely affected.

Our risk management policies, procedures and internal controls, as well as the risk management tools available to us, may not fully protect us against various risks inherent in our business.

We may be mainly exposed to the following risks: market risk, credit risk and liquidity risk. Policies are expected to be principally positive fiscal policies, prudent monetary policies and policies on stabilising economic growth. However, the COVID-19 pandemic will pose certain negative effect. In addition, political turmoil in some regions in the world and trade friction will lead to great downward pressure on macro-economy, which will bring certain pressure on our operation. Currently, we follow our comprehensive internal risk management framework and procedures to manage our risks, primarily including market risk, credit risk, liquidity risk, compliance risk and operational risk. For example, we established white list and update this list to promote the timeliness and security of our products, established integrated business management and risk control evaluation system, and also implemented risk warnings such as minoring and tracking the key risk indicators. Our risk management policies, procedures and internal controls may still not be adequate or effective in mitigating our risks or protecting us against unidentified or unanticipated risks. In particular, some methods of managing risks are based upon observed historical market behavior and our experience in the securities industry. These methods may fail to predict future risk exposures, which could be significantly greater than those indicated by our historical measures. Other risk management methods depend upon an evaluation of available information regarding operating and market conditions and other matters, which may not be accurate, complete, up-to-date or properly evaluated. In addition, the capital markets in the PRC are rapidly developing, the information and experience that we rely on for our risk management methods may become quickly outdated as capital markets and regulatory environment in the PRC continue to evolve. Deficiencies in our risk management and internal control systems and procedures may adversely affect our ability to identify or report our deficiencies or non-compliance. Any of these may have a material and adverse effect on our business, financial condition and operating results.

Our operations depend on senior management and key staff and our business may be adversely affected if we are unable to retain them or find their replacements.

The success of our business primarily depends on the stability of our senior management and our ability to attract and retain key personnel who possess in-depth knowledge and understanding of the PRC financial markets. If there are significant personnel changes in our senior management, and we are unable to find replacement, we may not be able to execute our existing business strategy effectively or may have to adjust our existing business, which may materially and adversely affect our business prospects. The aforementioned key personnel include members of our mid-level management, experienced investment and trading managers, risk management officers, research analysts, IT specialists, licensed sponsor representatives and other personnel. Therefore, we devote considerable resources to recruiting and retaining these personnel. However, the competition for quality professionals is rather intense in the PRC capital market and we face increasing competition in recruiting and retaining these individuals as other securities firms and financial institutions are competing for the same pool of talent. Intense competition may require us to offer higher compensation and other benefits in order to attract and retain qualified professionals, which could materially and adversely affect our financial condition and operating results. In addition, we may be unable to attract or retain these personnel which may in turn affect the fulfillment of our business objectives and also materially affect our business and prospects.

If any of our senior management or other key staff joins or establishes a company in competition with our business, we may lose some of our clients, which may have a material and adverse effect on our business.

We may not be able to timely detect and prevent fraud or other misconduct committed by our employees, representatives, agents, clients or other third parties on a timely basis.

We may be exposed to fraud or other misconduct committed by our employees, representatives, agents, clients or other third parties, including, among others, unauthorised trading, misuse or disclosure of confidential information, providing false information, forging corporate seals, illegal fundraising, improper transfer of interests and insider trading. These incidents of misconduct could subject us to financial losses and sanctions imposed by governmental authorities, as well as adversely affect our reputation. In addition, alleged or actual employee misconduct could result in investigations or prosecutions of the employees engaged in the subject activities or litigation or regulatory sanctions against us, which could cause reputational harm, litigation costs and management distraction to us regardless of whether we are held liable.

Our internal control procedures are designed to monitor our operations and ensure overall compliance. However, our internal control procedures may be unable to identify all incidents of non-compliance or suspicious transactions in a timely manner or at all. Furthermore, it is not always possible to detect and prevent fraud and other misconducts, and the precautions we take to detect and prevent such activities may not be fully effective. There can be no assurance that fraud or other misconducts will not occur in the future. If such fraud or other misconduct does occur, it may cause negative publicity as a result. Our failure to detect and prevent fraud and other misconducts may have a material and adverse effect on our business reputation, financial condition and operating results.

We may be subject to litigation, legal proceedings, administrative or regulatory penalties, disciplinary actions or regulatory investigations and may not always be successful in defending ourselves against such claims, investigations or proceedings.

The securities industry faces substantial litigation and regulatory risks, including the risk of lawsuits and other legal actions relating to information disclosure, sales or underwriting practices, product design, fraud and misconduct. We may be subject to lawsuits and arbitration applications in the ordinary course of our business. Actions brought against us may result in settlements, injunctions, fines, penalties or other results adverse to us that could harm our reputation. Even if we are successful in defending ourselves against these legal actions, the costs of such defense may be significant to us.

We operate in a highly regulated industry. Any failure to comply with the applicable regulatory requirements could result in fines, penalties or other disciplinary actions and we may also be subject to inquiries, investigations, and legal proceedings by regulatory and other governmental agencies. In market downturns of the PRC capital market, the number of legal claims and amount of damages sought in litigation and regulatory proceedings may increase. We have in the past been found to be non-compliant with regulatory requirements and may, from time to time, become the subject of investigations by regulatory authorities overseeing our operation. Material incidents of non-compliance, a significantly adverse judgment, arbitration award or regulatory action against us or a disruption in our business arising from adverse adjudications in proceedings against our directors, senior management or key staff would have a material and adverse effect on our liquidity, business, financial condition, operating results and prospects.

We may be subject to liability and regulatory actions if we are unable to protect personal data and confidential information of our clients.

We are subject to various laws, regulations and rules governing the protection of personal data and confidential information of our clients. We routinely send and receive personal data and confidential information of our clients through written communication, Internet and other electronic means. We may not be able to ensure that our vendors, service providers, transaction counterparties or other third parties

have appropriate measures in place to protect the confidentiality of such information. In addition, there is no assurance that our employees who have access to personal data and confidential information of our clients will not improperly use such data or information. If we fail to protect our clients' personal data and confidential information, the competent authorities may impose sanctions against us and we may have to provide economic compensation for losses arising from such failure. In addition, incidents of mishandling personal information or failure to protect the confidential information of our clients could bring reputational harm to us, which may materially and adversely affect our reputation, business and prospects.

We may not be able to fully detect money laundering and other illegal or improper activities in our business operations on a timely basis.

We are required to comply with applicable PRC and overseas anti-money laundering, anti-terrorism laws and other regulations. The PRC Anti-money Laundering Law and the relevant anti-money laundering laws and regulations in Hong Kong require financial institutions to establish sound internal control policies and procedures with respect to anti-money laundering monitoring and reporting activities. Such policies and procedures require us to, among other things, establish or designate an independent anti-money laundering department, establish a client identification system in accordance with relevant rules, record the details of client activities and report suspicious transactions to relevant authorities.

While we have adopted relevant policies and procedures aimed at detecting and preventing the use of our business platforms to facilitate money laundering activities and terrorist acts, such policies and procedures may not completely eliminate instances in which we may be utilised by other parties to engage in money laundering and other illegal or improper activities. In the event that we fail to fully comply with applicable laws and regulations, the relevant government agencies may freeze our assets or impose fines or other penalties on us. There can be no assurance that there will not be failures in detecting money laundering or other illegal or improper activities which may adversely affect our business reputation, financial condition and operating results.

Our substantial amounts of deferred tax assets and level 2 financial assets are subject to accounting uncertainties.

In the application of our accounting policies, our management is required to make judgments, estimates and assumptions about the carrying amounts of certain assets and liabilities that are not readily apparent from other sources. The estimates and associated assumptions are based on historical experience and other factors that are considered to be relevant. Therefore, actual results may differ from these accounting estimates. We believe that the substantial amounts of our deferred tax assets and level 2 financial assets are subject to accounting uncertainties and therefore warrant particular attention.

Our deferred tax assets increased from RMB963.9 million as at 31 December 2019 to RMB1,967.8 million as at 31 December 2021. Based on our accounting policies, deferred tax assets are recognised in case of timing differences between the carrying amount of assets for financial reporting purpose and the amounts used for taxation purposes. The realisation of a deferred tax asset mainly depends on our management's judgment as to whether sufficient future taxable profits will be available in the future. Management's assessment is constantly reviewed and additional deferred tax assets are recognised if it becomes probable that future taxable profits will allow the deferred tax assets to be recovered.

For financial reporting purposes, we categorize fair value measurements of financial assets and liabilities into level 1, level 2 or level 3, based on the degree to which the inputs to the fair value measurements are observable and the significance of the inputs to the fair value measurement. As at 31 December 2021, we had RMB160,259.9 million of level 2 financial assets. Compared to level 1 financial assets, we use valuation technique to estimate the fair value of level 2 financial assets and the fair value measurements for these assets using other than quoted prices included within level 1 that are observable for the asset, either directly or indirectly. When estimating fair value using valuation technique, we consider observable inputs and market data, such as yield curve of interest rate products,

foreign currency exchange rate, and implied volatility, among other things. Changes in these factors will affect the estimated fair value of our level 2 financial assets and therefore these assets face uncertainty in accounting estimation.

Failure to identify and address conflicts of interest appropriately could adversely affect our business.

As we expand the scope of our business and our client base, it is critical for us to be able to address potential conflicts of interest, including situations where two or more interests within our business naturally exist but are in competition or conflict. We have extensive internal control and risk management procedures that are designed to identify and address conflicts of interest. However, it is complicated and difficult to appropriately identify and address potential conflicts of interest. Conflicts of interest may exist between (i) our different departments; (ii) us and our clients; (iii) our clients; (iv) us and our employees; or (v) our clients and our employees. Our failure to address conflicts of interest could harm our reputation and impair clients' confidence in us. In addition, potential or perceived conflicts of interest may also give rise to litigation or regulatory actions. Any of the foregoing could materially and adversely affect our business, financial condition and operating results.

We are subject to risks related to the use of "CITIC" brand.

Since our establishment, we have been using the "CITIC" brand, which provide substantial support to us in enhancing our brand awareness and carrying out our business.

The "CITIC" brand name is also used by the CITIC Group and its affiliated companies. If any of them commits any action that damages the "CITIC" brand name, or any negative publicity is associated with any of these entities, our reputation, business and growth prospects could be harmed, which could adversely affect our operating results and financial condition.

Currently, we are licensed by the CITIC Group to use its certain registered trademarks in the respective registration areas expiring in 2023 and we are negotiating the renewal of relevant trademark license agreements. There can be no assurance that the CITIC Group will continue to grant license to us after the expiry of the current license. If we cannot renew the license, we may have to use new trademarks which lack public awareness. As such, change of trademarks may have an adverse effect on maintaining existing customer relationship or developing new customer resources.

Our historical growth may not be indicative of our future performance.

Our historical growth rate and results may not be indicative of our future growth or performance. There is inherent risk in using our historical financial information to project or estimate our financial performance in the future, as it only reflects our past performance under particular conditions. We may not be able to sustain our historical growth rate, revenue, gross profit margin and return on net assets for various reasons, including, but not limited to, deterioration in the market conditions of the financial services industry in the PRC, macro-economic measures taken by the PRC Government to manage economic growth and intensified competition among PRC securities firms.

In addition, our financial and operating results may not meet the expectations of public market analysts or investors. Our revenue, expenses and operating results may vary from period to period due to a variety of factors beyond our control. As a result of these and other factors, there can be no assurance that our future revenues will increase or that we will continue to be profitable. Accordingly, investors should not rely on our historical results as an indication of our future financial or operating performance.

We may not be able to manage our risks successfully through the use of derivatives, and derivative transactions could expose us to unexpected risks and potential losses.

We engage in derivative transactions as part of our investment businesses, and use derivative instruments such as stock index futures to reduce the impact of price volatility in our investment portfolio and hedge certain market risks. We enter into derivative transactions based on the business judgement of our management. We may not be able to effectively identify risks or successfully use derivative instruments to reduce our risk exposure. The derivative contracts that we enter into expose us to unexpected market, credit and operational risks that could cause unexpected losses. When a transaction remains unconfirmed or during any delay in settlement, we are subject to heightened credit and operational risks and, in the event of default, we may find it more difficult to enforce the relevant contracts. In addition, the secondary market for derivatives is volatile, and we may be inexperienced in dealing with new products or making appropriate judgements in trading derivative products.

Unsatisfactory investment performance of our asset management schemes may materially and adversely affect our asset management business.

We receive asset management fees based on the size of each asset management scheme under our management. In addition, we may earn performance fees from our asset management schemes. Investment performance affects the size of assets under our management and is one of the most important factors in maintaining our existing clients and attracting new clients and competing for new asset management businesses. Market volatility and limitations in investment options and hedging options in the PRC could limit our ability to provide stable returns for the portfolios under management and cause us to lose clients. Adverse market conditions or economic conditions, failure to out-perform competitors or the market may reduce the size of the assets under our management or affect the performance of the funds we manage. Unsatisfactory investment performance could adversely affect our revenue and growth because:

- existing clients might withdraw funds from our asset management business, which would lower our income from asset management business;
- clients may request that we lower our fees for asset management services, particularly in an intensely competitive industry; and
- our performance fees, which are based on the investment performance of our asset management business, may decline.

In addition, with the release of *Guiding Opinions on Regulating Asset Management Business of Financial Institutions* (《關於規範金融機構資產管理業務的指導意見》) in April 2018, financial institutions in China are required to deleverage their business and reduce channel-based asset management services. Under these tightening requirements, our asset management business is under more stringent regulatory scrutiny, which may result in additional downside pressure for us to further expand our AUM.

Our asset management fees or the market share of our asset management business may decrease due to increased competition from insurance companies, fund companies, trust companies and other competitors. This could adversely affect our income from asset management business, and have a material and adverse effect on our business, operating results and business prospects.

We have had and may continue to have negative net cash flow from operating activities.

In 2020 and 2021, we recorded negative RMB38,307.9 million and negative RMB6,654.8 million (negative US\$1,044.3 million) net cash flows from operating activities, respectively. In 2019, we recorded RMB17,691.6 million net cash flows from operating activities. We cannot assure you that we will not have negative net cash flow from operating activities in the future. If we incur significant negative net cash flow from operating activities, our working capital may be subject to constraints, and

we cannot assure you that we will have sufficient cash from other sources to fund our operations. If we resort to other financing activities to generate additional cash, we will incur additional financing costs and we cannot guarantee that we will be able to obtain the financing on terms acceptable to us, or at all.

We face additional risks as we expand our product and service offerings.

We are committed to providing new products and services in order to strengthen and enhance our market position in the securities industry. We will continue to expand our product and service offerings as permitted by relevant regulatory authorities, transact with new clients not in our traditional client base and tap into new markets. Meanwhile, it is expected that we will develop our overseas business and these activities expose us to new and potentially increasingly challenging risks, including, but not limited to:

- our clients or potential clients may not be receptive to our new product and service offerings;
- we may have insufficient experience or expertise in offering new products and services and dealing with new counterparties and clients;
- we may be subject to stricter regulatory scrutiny, or decreased tolerance of credit risks, market risks, compliance risks and operational risks;
- we may be subject to reputational concerns arising from dealing with less sophisticated counterparties and customers;
- we may not be able to successfully enhance our risk management capabilities and IT systems to identify and mitigate all the risks associated with the new products and services, new customers and new markets;
- we may be unable to provide clients with adequate levels of service for our new products and services;
- we may be unable to hire and train additional qualified personnel to support the offering of a broader range of products and services;
- we may be unable to obtain sufficient financing from internal and external sources to support our business expansion;
- we may have difficulties in managing overseas operations, including the compliance with various regulatory and legal provisions in different jurisdictions;
- challenges in providing products, services and supports in overseas markets;
- the accounting treatment differences between various jurisdictions;
- potential adverse effects of taxation;
- exchange losses; and
- local political and economic instability or civil strife.

If we are unable to achieve the intended results with respect to our offering of new products and services, our business, financial condition, results of operations and prospects could be materially and adversely affected.

We may pursue acquisitions that could present unforeseen integration difficulties or costs and may not enhance our business as we expect.

In addition to organic growth, we may also seek opportunities to expand through acquisition of products or services complementing its existing business operations. Acquisitions involve a number of risks and present financial, managerial and operational challenges, including potential disruption of our ongoing business and distraction of management, difficulties with integrating IT, financial and human resources systems, hiring additional management and other critical personnel and increasing the scope, geographic diversity and complexity of our operations. We may not be able to realise any anticipated benefits or achieve the synergies we expect from these acquisitions. Our clients may react unfavourably to our acquisition strategy, and we may incur additional liabilities due to acquisitions. We may also be unable to enforce contractual and legal rights effectively for the limited intellectual property right protection by the laws, or any changes in the laws, regulations and policies of local governments that could adversely affect our business, financial condition, results of operations and prospects.

The process of integrating the business may be disruptive to our operations and may cause an interruption of, or a loss of momentum in, such businesses or a decrease in our results of operations as a result of difficulties or risks, including:

- unforeseen legal, regulatory, contractual and other issues;
- difficulty in standardising information and other systems;
- difficulty in realising operating synergies;
- diversion of management’s attention from our day-to-day business; and
- failing to maintain the quality of services that we have historically provided.

We are subject to risks relating to natural disasters, pandemics, epidemics, acts of war or terrorism or other factors beyond its control, including the ongoing COVID-19 pandemic.

Natural disasters, pandemics, epidemics, acts of war or terrorism or other factors beyond our control may adversely affect the economy, infrastructure and livelihood of the people in the regions we conduct our business. Some regions in China may be under the threat of flood, earthquake, sandstorm, snowstorm, fire or drought, power shortages or failures, potential wars or terrorist attacks or are susceptible to epidemics, such as Severe Acute Respiratory Syndrome (“SARS”), avian influenza, H5N1 influenza, H1N1 influenza or H7N9 influenza, or, most recently, the novel coronavirus temporarily named COVID-19 pandemic by the World Health Organization.

Severe communicable disease outbreaks could result in a widespread health crisis that could materially and adversely affect economic systems and financial markets. For example, the ongoing COVID-19 pandemic has affected China and many countries in the world and there have been increasing initial infection and fatality rates across the world. On 11 March 2020, the World Health Organization declared the COVID-19 outbreak a pandemic. Several cities in China where we have operations were placed under a lockdown with restrictions on travel and movement of people as well as prolonged closures of workplaces in an effort to curb the spread of COVID-19, and the pandemic also caused the delay in resumption of local business in the PRC after the Chinese New Year holiday. Further, in the first half of 2021, a new Delta variant of COVID-19 began to spread globally and caused an increase in COVID-19 cases in many places in the PRC, and in November 2021, a new Omicron variant, which appears to be one of the most transmissible variants to date, was detected. Omicron variant has since caused an increase in COVID-19 cases in multiple countries, including the PRC, of which the potential severity is currently being evaluated. Since 2022, the re-emergence of Omicron variant has spread to different regions, including Shanghai and Beijing, and triggered further imposition of restrictive measures by the PRC governments, bringing additional uncertainty to recovery and development of PRC

economy. The outbreak of COVID-19 has escalated into a major public health crisis on a global scale, which resulted and may continue to result in increased volatility in the global markets and affect investment sentiment.

The global outbreak of COVID-19 has created negative economic impact and increased volatility in the PRC and global market, which may in turn adversely affect our business. This has significantly disrupted many aspects of the economy of China and given the high uncertainties associated with the COVID-19 pandemic. While various measures have been relaxed and many aspects of daily life gradually returned to normal routine in China since 2023, it is difficult to predict how long the pandemic will continue to develop and the extent to which we may be affected. There is no assurance that the outbreak will not lead to decreased demand for services we provide. The outbreak may also adversely affect the abilities of us to keep normal operations and provide uninterrupted services to our customers. The COVID-19 pandemic may further create negative economic impact and increase volatility in the PRC and global market and continue to cause increasing concerns over the prospects of the financial market in PRC. For further details, please refer to “Description of the Group – Recent Development – Impact of COVID-19 pandemic.”

Our business operations are also subject to risks arising from natural disasters, such as typhoons, floods and earthquakes. Serious natural disasters may result in a tremendous loss of lives and injury and destruction of assets and disrupt our business and operations. Acts of war or terrorism may also injure our employees, cause loss of lives, disrupt our business network and destroy our markets.

Any of these factors above and other factors beyond our control could have an adverse effect on the overall business sentiment and environment, cause uncertainties in the regions where we conduct business, cause our business to suffer in ways that we cannot predict and materially and adversely impact our business, financial condition and results of operations.

Certain facts and statistics are derived from publications that have not been independently verified by us, the Arrangers, the Dealers or their respective advisors.

Facts and statistics in this Offering Circular relating to the PRC economy and the industries in which we operate are derived from publicly available sources. While we have taken reasonable care to ensure that the facts and statistics presented are accurately reproduced from such sources, they have not been independently verified by us, the Arrangers, the Dealers or their respective advisors and therefore none of us, the Arrangers, the Dealers and their respective advisors make any representation as to the accuracy of such facts and statistics, which may not be consistent with other information compiled within or outside the PRC. Due to ineffective calculation and collection methods and other problems, investors should not place undue reliance upon the facts and statistics contained herein, which may be inaccurate or may not be comparable to facts and statistics produced for other economies.

RISKS RELATING TO THE PRC AND HONG KONG

The PRC’s economic, political and social conditions, as well as government policies could affect our business and prospects.

A substantial majority of our assets are located in China, and a substantial majority of our revenue is derived from our businesses in China. Accordingly, our financial condition, results of operations and prospects are, to a material extent, subject to economic, political and legal developments in China. The PRC economy differs from the economies of developed countries in many respects, including, among other things, government involvement, level of economic development, growth rate, foreign exchange controls and resources allocation. After rapid economic growth, the Chinese government now put more emphasis on optimising economical structure and improving economic growth. To reach this goal, the PRC government may exercises significant control over the economic growth of the PRC through allocating resources, controlling payments of foreign currency-denominated obligations, setting monetary policy and providing preferential treatment to particular industries or companies in certain circumstances. In recent years, the PRC government has implemented measures emphasising the

utilisation of market forces in economic reform, the reduction of state ownership of productive assets and the establishment of sound corporate governance practices in business enterprises. Some of these measures benefit the overall PRC economy, but may negatively affect us. For example, our financial condition and results of operations may be adversely affected by government policies on the securities markets in China or changes in tax regulations applicable to us. If the business environment in China deteriorates, our business in China may also be materially and adversely affected.

China has been one of the world's fastest growing economies as measured by GDP growth in the past 30 years and has become the world's second largest economy by gross GDP since 2010. However, there is no assurance that China's economy can sustain historical growth rates in the future. In the past several years, the uncertainties brought by the Brexit as well as the ongoing China-U.S. trade disputes have collectively increased downward pressure on the PRC's economic growth. If the economic growth of China continues to slow down, our business, financial condition, results of operations and prospects will be materially and adversely affected.

We are subject to the risks from an economic downturn in Hong Kong.

Besides our businesses in China, we also conduct business in Hong Kong. Our performance and the quality and growth of our assets are dependent on the overall economy in Hong Kong. As a result, any downturn in the Hong Kong economy may adversely affect our business, financial condition and results of operations. Since the second half of 2008, the global credit markets have experienced, and may continue to experience, significant dislocations and liquidity disruptions which have originated from liquidity disruptions in the United States and the European Union credit and sub-prime residential mortgage markets. In particular, the sovereign debt crisis in some European countries (including Greece, Ireland, Italy, Spain, Portugal and Cyprus) since early 2010 and the downgrading of the credit rating of the United States' sovereign debt in August 2011 have contributed to an economic slowdown in most economies around the world, substantial volatility in financial markets globally and the tightening of liquidity in global financial markets.

Although the global economy has shown varying degrees of recovery in 2015, there is still a great deal of uncertainty in relation to continued economic recovery globally and in Hong Kong and the PRC. In addition, civil unrest and an uncertain political environment in Hong Kong from early 2019 may impact Hong Kong's economy and result in an economic slowdown or downturn. Any significant or sudden economic slowdown, recession or other adverse changes or developments in the local social and economic environment or political arrangements in Hong Kong may adversely affect our business, financial condition and results of operations.

The PRC legal system has inherent uncertainties that could limit the legal protection available to you.

PRC laws and regulations govern our operations in China. We and most of our operating subsidiaries are organised, established or incorporated under the PRC laws. China's legal system is based on written statutes. Prior court decisions may be cited for reference but have limited precedential value unless the Supreme People's Court of the People's Republic of China otherwise provides. Since the late 1970s, China has promulgated laws and regulations dealing with economic matters, such as the issuance and trading of securities, shareholder rights, foreign investment, corporate organisation and governance, commerce, taxation and trade.

However, many of these laws and regulations, particularly with respect to the financial service industry, are relatively new and evolving, are subject to different interpretations and may be inconsistently implemented and enforced. In addition, only limited volumes of published court decisions may be cited for reference, and such cases have limited precedential value as they are not binding on subsequent cases. These uncertainties relating to the interpretation, implementation and enforcement of PRC laws and regulations and a system of jurisprudence that gives only limited precedential value to prior court decisions can affect the legal remedies and protections available to investors, and can adversely affect the value of your investment.

In particular, the PRC financial service industry is highly regulated. Many aspects of our business depend upon the receipt of the relevant government authorities' approvals and permits. As the PRC legal system and financial service industry develop, changes in such laws and regulations, or in their interpretation or enforcement, could materially adversely affect our business, financial condition and results of operations.

Investors may experience difficulties in effecting service of legal process and enforcing judgements against us and our directors, supervisors and management.

We are a company incorporated under the laws of the PRC and a substantial majority of our assets and subsidiaries are located in China. In addition, most of our directors, supervisors and executive officers reside within China and the assets of our directors, supervisors and management are likely to be located within China. As a result, it may not be possible to effect service of process within the United States or elsewhere outside China upon our directors, supervisors and management including with respect to matters arising under the U.S. federal securities laws or applicable state securities laws. Moreover, the PRC does not have treaties providing for the reciprocal enforcement of court judgements with the United States, the United Kingdom, Japan or most other western countries. In addition, Hong Kong has no arrangement for the reciprocal enforcement of court judgements with the United States. As a result, recognition and enforcement in the PRC or Hong Kong of judgements of a court in the United States, the United Kingdom, Japan or most other western countries in relation to any matter that is not subject to a binding arbitration provision may be difficult or impossible.

On July 14, 2006, Hong Kong and the Supreme People's Court entered into the Arrangement on Reciprocal Recognition and Enforcement of Judgments in Civil and Commercial Matters by the Courts of the Mainland and of the Hong Kong Special Administrative Region Pursuant to Choice of Court Agreements Between Parties Concerned (《關於內地與香港特別行政區法院相互認可和執行當事人協議管轄的民商事案件判決的安排》)(the “**Arrangement**”) pursuant to which a party with a final court judgment rendered by a Hong Kong court requiring payment of money in a civil and commercial case pursuant to a choice of court agreement in writing may apply for recognition and enforcement of the judgment in the PRC. Similarly, a party with a final judgment rendered by a PRC court requiring payment of money in a civil and commercial case pursuant to a choice of court agreement in writing may apply for recognition and enforcement of such judgment in Hong Kong. A choice of court agreement in writing is defined as any agreement in writing entered into between parties after the effective date of the Arrangement in which a Hong Kong court or a PRC court is expressly designated as the court having sole jurisdiction for the dispute. The Arrangement will be abolished by the Arrangement on Reciprocal Recognition and Enforcement of Judgments in Civil and Commercial Matters by the Courts of the Mainland and of the Hong Kong Special Administrative Region (《關於內地與香港特別行政區法院相互認可和執行民商事案件判決的安排》)(the “**2019 Arrangement**”), which was entered into by Hong Kong and the Supreme People's Court on 18 January 2019 and will come into force will be announced by both parties after the Supreme People's Court issues the judicial interpretation and the Hong Kong SAR completes the relevant procedures. With some exceptions, the 2019 Arrangement applies to the reciprocal recognition and enforcement of effective judgments in civil and commercial cases between courts of the Mainland and Hong Kong, and also applies to the reciprocal recognition and enforcement of effective judgments on civil compensation in criminal cases. The outcome and effectiveness of any action brought under the Arrangement may still be uncertain.

Government control of currency conversion may adversely affect the value of your investments and limit our foreign exchange transactions.

Substantially all of our revenue and expenses are denominated in Renminbi, which is currently not a freely convertible currency. The PRC government limits the convertibility of Renminbi into foreign currencies and, in certain cases, the remittance of currency out of the PRC. A portion of our cash may be required to be converted into U.S. dollars in order to meet our foreign currency needs, including cash payments on the Notes. The PRC's foreign exchange regulations allow payments of current account items, including profit distributions, interest payments and expenditures from trade, to be made in

foreign currencies without prior approval, subject to certain procedural requirements. However, the PRC government may restrict future access to foreign currencies for current account transactions at its discretion.

On the other hand, foreign exchange transactions under capital account in the PRC, including repayment of indebtedness denominated in foreign currencies, such as the Notes, continue to be not freely convertible and require the approval of the SAFE. The ability of us to satisfy our obligations under the Notes depends upon our ability to obtain and remit sufficient foreign currency to overseas. We need to present certain documents to the SAFE, its authorised branch, or the designated foreign exchange bank, for approval before we can obtain and remit foreign currencies out of the PRC. If we for any reason fail to meet any of the PRC legal requirements for remitting foreign currency payments, we may be unable to satisfy our obligations under the Notes.

These limitations could affect our ability to obtain foreign currencies through debt and equity financing, or to obtain foreign currencies for capital expenditures and may limit our ability to satisfy other foreign currency-denominated obligations, if any.

Future fluctuations in the exchange rate of the Renminbi could have a material adverse effect on our financial condition and results of operations.

While we generate most of our revenue in China, we also offer securities products and services in Hong Kong to overseas clients. A portion of our revenue, expenses and bank borrowings is denominated in Hong Kong dollars and U.S. dollars, although our functional currency is the Renminbi.

As a result, fluctuations in exchange rates, particularly between the Renminbi, Hong Kong dollar and U.S. dollar could affect our profitability and may result in foreign currency exchange losses of our foreign currency-denominated assets and liabilities.

The exchange rate of Renminbi to the U.S. dollar is under a managed floating exchange rate system and has gradually risen over the past decade. On 11 August 2015, the PBOC announced an adjustment to the mechanism of determining the midpoint price of Renminbi to the U.S. dollar to make the exchange rate of Renminbi more market-based. The modified mechanism allows traders to consider the closing exchange rate in the previous trading day when they quote the midpoint price for Renminbi against the U.S. dollar. As a result, the midpoint price of Renminbi against the U.S. dollar depreciated by 4.8% from August 10 to 27 August 2015, with further fluctuations in 2016, 2017 and 2018. In the first three months of 2019, Renminbi experienced appreciation in value against the U.S. dollar from 6.8755 to 6.7112 but then headed for depreciation again; in August 2019, Renminbi fell below 7.0 to the U.S. dollar for the first time since 2008. Since 2020, the Renminbi has steadily appreciated against the U.S. dollar. In the first half of 2022, however, the Renminbi has trended in depreciation against the U.S. dollar. We cannot predict how the Renminbi will fluctuate in the future. Any significant fluctuation in the value of the Renminbi against foreign currencies could lead to fluctuation in the value of our foreign currency-denominated revenue and assets and adversely affect our business, financial condition, results of operations, prospects and our ability to make payments in foreign currencies.

RISKS RELATING TO THE NOTES AND THE GUARANTEE

The Notes and the Guarantee are unsecured obligations.

The Notes and the Guarantee are unsecured obligations of the Issuer and the Guarantor, respectively. The repayment of the Notes and payment under the Guarantee may be adversely affected if:

- the Issuer or the Guarantor enters into bankruptcy, liquidation, reorganisation or other winding-up proceedings;

- there is a default in payment under the Issuer's or the Guarantor's future secured indebtedness or other unsecured indebtedness; or
- there is an acceleration of any of the Issuer's or the Guarantor's indebtedness.

If any of these events were to occur, the Issuer's or the Guarantor's assets may not be sufficient to pay amounts due on the Notes.

The Notes and the Guarantee will be structurally subordinated to the existing and future indebtedness and other liabilities of the Issuer's and the Guarantor's existing and future subsidiaries, other than the Issuer, and effectively subordinated to the Issuer's and the Guarantor's secured debt to the extent of the value of the collateral securing such indebtedness.

The Notes and the Guarantee will be structurally subordinated to any debt and other liabilities and commitments, including trade payables and lease obligations, of the Issuer's and the Guarantor's existing and future subsidiaries, other than the Issuer, whether or not secured. The Notes will not be guaranteed by any of the Issuer's or the Guarantor's subsidiaries, and the Issuer and the Guarantor may not have direct access to the assets of such subsidiaries unless these assets are transferred by dividend or otherwise to the Issuer or the Guarantor. The ability of such subsidiaries to pay dividends or otherwise transfer assets to the Issuer or the Guarantor is subject to various restrictions under applicable laws.

Each of the Issuer's and the Guarantor's subsidiaries are separate legal entities that have no obligation to pay any amounts due under the Notes or the Guarantee or make any funds available therefore, whether by dividends, loans or other payments. The Issuer's and the Guarantor's right to receive assets of any of the Issuer's and the Guarantor's subsidiaries, respectively, upon that subsidiary's liquidation or reorganisation will be effectively subordinated to the claim of that subsidiary's creditors (except to the extent that the Issuer or the Guarantor are creditors of that subsidiary). Consequently, the Notes and the Guarantee will be effectively subordinated to all liabilities, including trade payables and lease obligations, of any of the Issuer's and the Guarantor's subsidiaries, other than the Issuer, and any subsidiaries that the Issuer or the Guarantor may in the future acquire or establish.

The Notes and the Guarantee are the Issuer's and the Guarantor's unsecured obligations, respectively, and will (i) rank equally in right of payment with all the Issuer's and the Guarantor's other present and future unsubordinated and unsecured indebtedness; and (ii) be effectively subordinated to all of the Issuer's and the Guarantor's present and future secured indebtedness to the extent of the value of the collateral securing such obligations. Accordingly, claims of secured lenders, whether senior or junior, with respect to assets securing their loans will be prior with respect to those assets. In the event of the Issuer's or the Guarantor's bankruptcy, insolvency, liquidation, reorganisation, dissolution or other winding up, or upon any acceleration of the Notes, these assets will be available to pay obligations on the Notes only after all other debt secured by these assets has been repaid in full. Any remaining assets will be available to the Noteholders rateably with all of the Guarantor's other unsecured and unsubordinated creditors, including trade creditors. If there are not sufficient assets remaining to pay all these creditors, then all or a portion of the Notes then outstanding would remain unpaid.

The Notes may not be a suitable investment for all investors.

Each potential investor in any Notes must determine the suitability of that investment in light of its own circumstances. In particular, each potential investor should:

- have sufficient knowledge and experience to make a meaningful evaluation of the relevant Notes, the merits and risks of investing in the relevant Notes and the information contained or incorporated by reference in this Offering Circular, any applicable supplement to the Offering Circular or any Pricing Supplement;

- have access to, and knowledge of, appropriate analytical tools to evaluate, in the context of its particular financial situation, an investment in the relevant Notes and the impact such investment will have on its overall investment portfolio;
- have sufficient financial resources and liquidity to bear all of the risks of an investment in the relevant Notes, including where principal or interest is payable in one or more currencies, or where the currency for principal or interest payments is different from the potential investor's currency;
- understand thoroughly the terms of the relevant Notes and be familiar with the behaviour of any relevant indices and financial markets; and
- be able to evaluate (either alone or with the help of a financial adviser) possible scenarios for economic, interest rate and other factors that may affect its investment and its ability to bear the applicable risks.

Some Notes may be complex financial instruments and such instruments may be purchased as a way to reduce risk or enhance yield with an understood, measured, appropriate addition of risk to the purchaser's overall portfolios. A potential investor should not invest in Notes which are complex financial instruments unless it has the expertise (either alone or with the help of a financial adviser) to evaluate how the Notes will perform under changing conditions, the resulting effects on the value of such Notes and the impact this investment will have on the potential investor's overall investment portfolio. Additionally, the investment activities of certain investors are subject to legal investment laws and regulations, or review or regulation by certain authorities.

Any failure to complete the relevant registrations or filings with the NDRC relating to the issue of the Notes may have adverse consequences for the Guarantor, the Issuer and/or the investors of the Notes.

According to the Notice on Promoting the Reform of the Administration of the Registration of Foreign Debt of by Enterprises (國家發展改革委關於推進企業發行外債備案登記制管理改革的通知)(the “**NDRC Circular**”) issued by the NDRC on 14 September 2015, PRC enterprises and their overseas controlled entities shall procure the registration of any debt securities with a maturity of more than one year or medium to long term loans issued or incurred outside the PRC with the NDRC prior to the issue of the securities or drawings under the loans, and notify the particulars of the relevant issues or drawings within 10 working days after the date of issuance or drawing. Thus, the Guarantor shall make the registration of the Notes to be issued prior to the relevant issue date (the “**NDRC Pre-Issue Registration**”) and file the requisite information relating to the issue of the Notes with the NDRC within 10 working days after the relevant issue date (the “**NDRC Post-Issue Filing**”). In the worst case scenario, failure to complete the NDRC Pre-Issue Registration or the NDRC Post-Issue Filing may result in it being unlawful for the Guarantor or the Issuer to perform or comply with any of its obligations under the Notes. Potential investors of the Notes are advised to exercise due caution when making their investment decisions.

Each of the Issuer and the Guarantor will undertake under the Terms and Conditions of the Notes to perform the issuance registration and filing as required by laws and regulations as applicable to it from time to time. A failure to complete any applicable registration and filing procedure will not only constitute a breach of the relevant laws and regulations (which may carry administrative penalties), but will also constitute an event of default pursuant to which the Notes could be accelerated.

If the Guarantor fails to submit the relevant Deed of Guarantee for registration with SAFE or complete such registration with SAFE within the time period prescribed by SAFE, there may be logistical hurdles for cross-border payment under the Guarantee.

If the Guarantor fails to submit the relevant Deed of Guarantee for registration with SAFE or complete such registration with SAFE within the time period prescribed by SAFE, there may be logistical hurdles for cross-border payment under the Guarantee. The Guarantor will enter into a Deed of Guarantee in respect of each Tranche of Notes issued under the Programme. Pursuant to such Deed of Guarantee, the Guarantor will unconditionally and irrevocably guarantee the due payment of all sums expressed to be payable by the Issuer under such Tranche of Notes and the Trust Deed. The Guarantor is required to submit for registration the relevant Deed of Guarantee and other documents to the Beijing Branch of SAFE for registration in accordance with the Foreign Exchange Administration Rules on Cross-border Security (跨境擔保外匯管理規定) within the prescribed timeframe after the execution of such Deed of Guarantee. Although the non-registration does not render the Guarantee of the Notes ineffective or invalid under PRC law, SAFE may impose penalties on the Guarantor. The Guarantor intends to use its all reasonable endeavours to complete the registration of the relevant Deed of Guarantee on or before the Registration Deadline (as defined in the Terms and Conditions of the Notes).

Following the occurrence of a Non-Registration Event (as defined in the Terms and Conditions of the Notes), the holder of any Notes of the relevant Tranche will have the right, at such holder's option, to require the Issuer to redeem all but not some only of that holder's Notes on the Put Settlement Date at 100 per cent. of their nominal amount, together with accrued interest to such Put Settlement Date.

The administration of the Foreign Exchange Administration Rules on Cross-border Security (跨境擔保外匯管理規定) may be subject to a certain degree of executive and policy discretion by SAFE. There is no assurance that the registration of the relevant Deed of Guarantee with SAFE can be completed by the Guarantor or that future changes in PRC laws and regulations will not have a negative impact on the validity and enforceability of the relevant Deed of Guarantee in the PRC.

The Notes may be represented by Global Notes or Global Certificates and holders of a beneficial interest in a Global Note or Global Certificate must rely on the procedures of the relevant Clearing System(s).

Notes issued under the Programme may be represented by one or more Global Notes (in the case of Bearer Notes) or Global Certificates (in the case of Registered Notes). Such Global Notes and Global Certificates will be deposited with a common depository for Euroclear and Clearstream or lodged with the CMU (each of Euroclear, Clearstream and the CMU, a “**Clearing System**”). Except in the circumstances described in the relevant Global Note or Global Certificate, investors will not be entitled to receive definitive Notes. The relevant Clearing System(s) will maintain records of the beneficial interests in the Global Notes or Global Certificates. While the Notes are represented by one or more Global Notes or Global Certificates, investors will be able to trade their beneficial interests only through the Clearing System(s).

While the Notes are represented by one or more Global Notes or Global Certificates, the Issuer, or failing which, the Guarantor will discharge its payment obligations under the Notes by making payments to the relevant Clearing System(s) for distribution to their account holders or in the case of the CMU, to the persons for whose account(s) interests in such Global Note or Global Certificate are credited as being held in the CMU in accordance with the CMU Rules.

A holder of a beneficial interest in a Global Note or Global Certificate must rely on the procedures of the relevant Clearing System(s) to receive payments under the relevant Notes. Neither the Issuer nor the Guarantor has any responsibility or liability for the records relating to, or payments made in respect of, beneficial interests in the Global Notes or Global Certificates.

Holders of beneficial interests in the Global Notes or Global Certificates will not have a direct right to vote in respect of the relevant Notes. Instead, such holders will be permitted to act only to the extent that they are enabled by the relevant Clearing System(s) to appoint appropriate proxies. Similarly, holders of beneficial interests in the Global Notes or Global Certificates will not have a direct right under the respective Global Notes or Global Certificates to take enforcement action against the Issuer or the Guarantor in the event of a default under the relevant Notes but will have to rely upon their rights under the Trust Deed.

Noteholders should be aware that definitive Notes which have a denomination that is not an integral multiple of the minimum Specified Denomination may be illiquid and difficult to trade.

In relation to any issue of Notes which have a denomination consisting of a minimum Specified Denomination plus a higher integral multiple of another smaller amount, it is possible that the Notes may be traded in amounts in excess of the minimum Specified Denomination that are not integral multiples of such minimum Specified Denomination. In such a case a Noteholder who, as a result of trading such amounts, holds a nominal amount of less than the minimum Specified Denomination will not receive a definitive Note in respect of such holding (should definitive Notes be printed) and would need to purchase a nominal amount of Notes such that it holds an amount equal to one or more Specified Denominations. If definitive Notes are issued, holders should be aware that definitive Notes which have a denomination that is not an integral multiple of the minimum Specified Denomination may be illiquid and difficult to trade.

The Issuer may not be able to redeem the Notes upon the due date for redemption thereof.

If specified in the relevant Pricing Supplement, the Issuer may, at its option, at maturity, at Noteholders' option or following the occurrence of a Change of Control (as defined in the Terms and Conditions of the Notes) or a Non-Registration Event (as defined in the Terms and Conditions of the Notes), be required to redeem all or some of the Notes. If such an event were to occur, the Issuer may not have sufficient cash in hand and may not be able to arrange financing to redeem the Notes in time, or on acceptable terms, or at all. The ability to redeem the Notes in such event may also be limited by the terms of other debt instruments. The Issuer's failure to repay, repurchase or redeem tendered Notes could constitute an event of default under the Notes, which may also constitute a default under the terms of the Issuer's or the Group's other indebtedness.

Notes subject to optional redemption by the Issuer may have a lower market value than Notes that cannot be redeemed.

An optional redemption feature is likely to limit the market value of Notes. During any period when the Issuer may elect to redeem Notes, the market value of those Notes generally will not rise substantially above the price at which they can be redeemed. This also may be true prior to any redemption period. The Issuer may be expected to redeem Notes when its cost of borrowing is lower than the interest rate on the Notes. At such times, an investor generally would not be able to reinvest the redemption proceeds at an effective interest rate as high as the interest rate on the Notes being redeemed and may only be able to do so at a significantly lower rate. Potential investors should consider reinvestment risk in light of other investments available at that time.

If the Issuer or the Guarantor is unable to comply with the restrictions and covenants in their respective debt agreements (if any), or the Notes, there could be a default under the terms of these agreements, or the Notes, which could cause repayment of the debt of the Issuer or the Guarantor to be accelerated.

If the Issuer or the Guarantor is unable to comply with the restrictions and covenants in the Notes, or current or future debt obligations and other agreements (if any), there could be a default under the terms of these agreements. In the event of a default under these agreements, the holders of the debt could terminate their commitments to lend to the Issuer or the Guarantor, accelerate repayment of the debt, declare all amounts borrowed due and payable or terminate the agreements, as the case may be. Furthermore, those debt agreements may contain cross-acceleration or cross-default provisions. As a

result, the default by the Issuer or the Guarantor under one debt agreement may cause the acceleration of repayment of debt or result in a default under its other debt agreements, including the Notes. If any of these events occur, there can be no assurance that there would be sufficient assets and cash flows to repay in full all the indebtedness of the Issuer or the Guarantor, or that it would be able to find alternative financing. Even if the Issuer or the Guarantor could obtain alternative financing, there can be no assurance that it would be on terms that are favourable or acceptable to the Issuer or the Guarantor.

The ratings of the Programme may be downgraded or withdrawn.

The Programme has been assigned a rating of “Baa1” by Moody’s and a rating of “BBB+” by Fitch. The ratings represent the opinions of the rating agencies and their assessment of the ability of the Issuer and the Guarantor to perform their respective obligations under the Notes and the Guarantee and credit risks in determining the likelihood that payments will be made when due under the Notes. A rating is not a recommendation to buy, sell or hold the Notes and may be subject to suspension, reduction or withdrawal at any time. A reduction or withdrawal of the ratings may adversely affect the market price of the Notes and the Issuer’s or the Guarantor’s ability to access the debt capital markets.

Any downgrading of the Guarantor’s corporate ratings, or those of its subsidiaries, by rating agencies could adversely affect the Group’s business and the Group’s liquidity.

Any adverse revision to the Guarantor’s corporate ratings, or those of its subsidiaries, for domestic and international debt by rating agencies such as Fitch, Moody’s and S&P may adversely affect the Group’s business, its financial performance and the trading price of the Notes. Further, the Group’s ability to obtain financing or to access to capital markets may also be limited, thereby lowering its liquidity.

The Issuer may be treated as a PRC resident enterprise for PRC tax purposes and certain withholding taxes may be applicable.

Under the PRC Enterprise Income Tax Law (“**EIT law**”) and its implementation rules, enterprises established outside the PRC whose “de facto management bodies” are located in China are considered “resident enterprises” for PRC tax purposes.

The implementation rules define the term “de facto management body” as a management body that exercises full and substantial control and management over the business, personnel, accounts and properties of an enterprise. In April 2009, the State Administration of Taxation specified certain criteria for the determination of the “de facto management bodies” for foreign enterprises that are controlled by PRC enterprises.

At the date of this Offering Circular, the Issuer has not been notified or informed by the PRC tax authorities that it is considered a PRC tax resident enterprise for the purpose of EIT Law. However, there is no assurance that the Issuer will not be treated as a PRC tax resident enterprise under the EIT Law and related implementation regulations in the future. If the Issuer is deemed to be a PRC resident enterprise for EIT purposes, the Issuer generally would be subject to the PRC enterprise income tax at the rate of 25.0 per cent. on its worldwide income.

Furthermore, if the Issuer is deemed to be a PRC resident enterprise, the Issuer would be obligated to withhold PRC income tax on payments of interest or redemption premium (if any) at a rate of 10 per cent. for non-PRC resident enterprises, or at a rate of 20 per cent. for non-PRC resident individuals. In addition, any gain realised by such investors from the transfer of the Notes may be regarded as being derived from sources within the PRC and may accordingly be subject to a 10.0 per cent. PRC income tax for non-PRC resident enterprises, or a 20.0 per cent. PRC income tax for non-PRC resident individuals. Furthermore, because the Guarantor is a PRC tax resident, the Guarantor will be required to withhold PRC tax on payments under the Guarantee with respect to interest or any redemption premium at the above rates regardless of whether the Issuer is treated as a PRC tax resident. The PRC income tax

liability may be reduced under applicable income tax treaties, such as the arrangement for avoidance of double taxation with Hong Kong. However, it is unclear whether in practice non-resident Noteholders would be able to obtain the benefit of income tax treaties entered into between PRC and their countries.

On 23 March 2016, the Ministry of Finance (“MOF”) and State Administration of Taxation (“SAT”) issued the Circular of Full Implementation of Replacing Business Tax with Value-Added Tax Reform (Caishui [2016] No. 36)(《關於全面推開營業稅改徵增值稅試點的通知》)(“Circular 36”), which introduced a new value-added tax (“VAT”) from 1 May 2016. According to Circular 36, which was amended on 11 July 2017 and 20 March 2019, VAT is applicable where the entities or individuals provide financial services such as providing the loans within the PRC. The services are treated as being sold within the PRC where either the service provider or the service recipient is located in the PRC. It is further clarified under Circular 36 that the loans refers to the activity of lending capital for another’s use and receiving the interest income thereon. Based on the definition of loans under Circular 36, the issuance of Notes may be treated as the Noteholders providing the loans to the Issuer, which thus shall be regarded as the financial services for VAT purposes. In the event the Issuer is deemed to be a PRC resident enterprise in the PRC by the PRC tax authorities, the Noteholders may be regarded as providing financial services within the PRC and consequently, the amount of interest payable by the Issuer to any non-resident Noteholders may be subject to withholding VAT at the rate of 6%. In addition, in that case the holders of the Notes shall also be subject to the local levies at approximately 12% of the VAT payment. Circular 36 and laws and regulations pertaining to VAT are relatively new, the interpretation and enforcement of such laws and regulations involve uncertainties.

Subject to certain exceptions, the Issuer and Guarantor will be required to pay additional amounts with respect to any such PRC withholding taxes. The request to pay additional amounts will increase the cost of servicing the Notes and will adversely impact the cash flows of the Issuer and Guarantor. In addition, if any PRC tax is imposed on the disposition of the Notes, an investor’s investment return would be materially and adversely affected.

The insolvency laws of the British Virgin Islands, the PRC and other local insolvency laws may differ from those of another jurisdiction with which the holders of the Notes are familiar.

As the Issuer and the Guarantor are incorporated under the laws of the British Virgin Islands and the PRC, respectively, any insolvency proceeding relating to the Issuer or the Guarantor would likely involve British Virgin Islands or PRC insolvency laws, respectively, the procedural and substantive provisions of which may differ from comparable provisions of the local insolvency laws of jurisdictions with which the holders of the Notes are familiar.

The Trustee may request the Noteholders to provide an indemnity, security and/or prefunding to its satisfaction.

In certain circumstances, including, without limitation, giving of notice to the Issuer and the Guarantor pursuant to Condition 10 of the Terms and Conditions of the Notes and taking any steps and/or actions and/or instituting any proceedings pursuant to Condition 12 of the Terms and Conditions of the Notes, the Trustee may, at its sole discretion, request the Noteholders to provide an indemnity, security and/or prefunding to its satisfaction before it takes any steps and/or actions and/or institutes any proceedings on behalf of the Noteholders. The Trustee shall not be obliged to take any such steps and/or actions and/or to institute any such proceedings if not indemnified, secured and/or prefunded to its satisfaction. Negotiating and agreeing to an indemnity, security and/or prefunding can be a lengthy process and may impact on when such actions can be taken. The Trustee may not be able to take actions, notwithstanding the provision of an indemnity, security or prefunding to it, in breach of the terms of the Trust Deed or the Terms and Conditions of the Notes and, in circumstances where there is uncertainty or dispute as to the applicable laws or regulations and, to the extent permitted by the agreements and the applicable law, it will be for the holders of the Notes to take such actions directly.

Decisions that may be made on behalf of all holders of the Notes may be adverse to the interests of individual holders of the Notes.

The Terms and Conditions of the Notes contain provisions for calling meetings of holders of the Notes to consider matters affecting their general interests. These provisions permit defined majorities to bind all holders of the Notes, including holders who did not attend and vote at the relevant meeting and holders who voted in a manner contrary to the majority. Furthermore, there is a risk that the decision of the majority of holders of the Notes may be adverse to the interests of the individual Noteholders. The Terms and Conditions of the Notes also provide that the Trustee may (but shall not be obliged to), without the consent of Noteholders, agree to any modification (other than with respect to certain reserved matters) of the Terms and Conditions of the Notes or any of the provisions of the Trust Deed, the relevant Deed of Guarantee or the Agency Agreement which in the opinion of the Trustee will not be materially prejudicial to the interests of Noteholders and to any modification of the Trust Deed, the Terms and Conditions of the Notes, the relevant Deed of Guarantee or the Agency Agreement which in the opinion of the Trustee is of a formal, minor or technical nature or is made to correct a manifest error or is to comply with any mandatory provision of applicable law. In addition, the Trustee may (but shall not be obliged to), without the consent of the Noteholders, authorise or waive any proposed breach or breach (other than a proposed breach or breach relating to the subject of certain reserved matters) of the Terms and Conditions of the Notes or any of the provisions of the Trust Deed, the relevant Deed of Guarantee or the Agency Agreement. The Terms and Conditions of the Notes also provide that the Trustee may, without the consent of the Noteholders, agree to the substitution of the Issuer's or the Guarantor's successor in business or certain subsidiary of the Issuer or the Guarantor in place of the Issuer or the Guarantor as principal debtor or guarantor under the Notes. In the case of such a substitution, the Trustee may, without the consent of the Noteholders, agree to a change of the governing law of the Notes, the Trust Deed, the relevant Deed of Guarantee if such change would not in the opinion of the Trustee be materially prejudicial to the interests of the Noteholders.

The PRC government has no obligations under the Notes.

The PRC government is not an obligor and shall under no circumstances have any obligation arising out of or in connection with the Notes in lieu of the Issuer or (as the case may be) the Company. This position has been reinforced by the Circular of the National Development and Reform Commission and the Ministry of Finance on Improvement of Market Regulatory Regime and Strict Prevention of Foreign Debt Risks and Local Government Indebtedness Risks (國家發展改革委財政部關於完善市場約束機制嚴格防範外債風險和地方債務風險的通知)(the “**Joint Circular**”) promulgated on 11 May 2018 which took effect on the same day, and the Guiding Opinion on Strengthening the Asset and Liability Constraints of State-Owned Enterprises (中共中央辦公廳、國務院辦公廳關於加強國有企業資產負債約束的指導意見) promulgated on 13 September 2018 which took effect on the same day.

The majority shareholders of the Guarantor are state-owned enterprises, which only have limited liability in the form of its equity contribution in the Guarantor. The PRC government's holding of the shares of such shareholders does not necessarily correlate to, or provide any assurance as to, the Issuer's or Guarantor's financial condition. As such, the PRC government does not have any payment obligations under the Notes issued under the Programme. Such Notes are solely to be repaid by the Issuer (or the Guarantor) as an independent legal person.

RISKS RELATING TO THE STRUCTURE OF A PARTICULAR ISSUE OF NOTES UNDER THE PROGRAMME

A wide range of Notes may be issued under the Programme. A number of these Notes may have features which contain particular risks for potential investors. Set out below is a description of certain such features:

Dual Currency Notes have features which are different from single currency issues.

The Issuer may issue Notes with principal or interest payable in one or more currencies which may be different from the currency in which the Notes are denominated. Potential investors should be aware that:

- the market price of such Notes may be volatile;
- they may receive no interest;
- payment of principal or interest may occur at a different time or in a different currency than expected; and
- the amount of principal payable at redemption may be less than the nominal amount of such Notes or even zero.

Failure by an investor to pay a subsequent instalment of partly-paid Notes may result in an investor losing all of its investment.

The Issuer may issue Notes where the issue price is payable in more than one instalment. Failure to pay any subsequent instalments could result in an investor losing all of its investment.

The market price of variable rate Notes with a multiplier or other leverage factor may be volatile.

Notes with variable interest rates can be volatile securities. If they are structured to include multipliers or other leverage factors, or caps or floors, or any combination of those features or other similar related features, their market values may be even more volatile than those for securities that do not include such features.

The regulation and reform of “benchmark” rates of interest and indices may adversely affect the value of Notes linked to or referencing such “benchmarks”.

Reference rates and indices, including interest rate benchmarks, such as the Euro Interbank Offered Rate (“EURIBOR”), which are used to determine the amounts payable under financial instruments or the value of such financial instruments (“Benchmarks”), have, in recent years, been the subject of political and regulatory scrutiny as to how they are created and operated. This has resulted in regulatory reform and changes to existing Benchmarks, with further changes anticipated. These reforms and changes may cause a Benchmark to perform differently than it has done in the past or to be discontinued. Any change in the performance of a Benchmark or its discontinuation, could have a material adverse effect on any Notes referencing or linked to such Benchmark.

Investors should consult their own independent advisers and make their own assessment about the potential risks imposed by any international reforms in making any investment decision with respect to any Notes linked to or referencing a Benchmark.

The value of, and return on, Floating Rate Notes linked to or referencing EURIBOR or other similar indices may be adversely affected in the event of a permanent discontinuation of EURIBOR or other similar indices.

Where Screen Rate Determination is specified as the manner in which the Rate of Interest in respect of Floating Rate Notes is to be determined, the Terms and Conditions of the Notes provide that the Rate of Interest shall be determined by reference to the Relevant Screen Page (or its successor or replacement). In circumstances where such Original Reference Rate is discontinued, neither the Relevant Screen Page, nor any successor or replacement may be available.

Furthermore, if a Successor Rate or Alternative Rate for the Original Reference Rate is determined by the Independent Adviser, the Terms and Conditions of the Notes provide that the Issuer may vary the Terms and Conditions of the Notes, as necessary to ensure the proper operation of such Successor Rate or Alternative Rate, without any requirement for consent or approval of the Noteholders.

If a Successor Rate or Alternative Rate is determined by the Independent Adviser, the Terms and Conditions of the Notes also provide that an Adjustment Spread will be determined by the Independent Adviser and applied to such Successor Rate or Alternative Rate.

The Adjustment Spread is (i) the spread, formula or methodology which is formally recommended in relation to the replacement of the Original Reference Rate with the Successor Rate by any Relevant Nominating Body (which may include a relevant central bank, supervisory authority or group of central banks/supervisory authorities), (ii) if no such recommendation has been made, or in the case of an Alternative Rate, the spread, formula or methodology which the Independent Adviser determines is customarily applied to the relevant Successor Rate or the Alternative Rate (as the case may be) in international debt capital markets transactions to produce an industry-accepted replacement rate for the Original Reference Rate, or (iii) if the Independent Adviser determines that no such spread is customarily applied, the spread, formula or methodology which the Independent Adviser determines and which is recognised or acknowledged as being the industry standard for over-the-counter derivative transactions which reference the Original Reference Rate, where such rate has been replaced by the Successor Rate or the Alternative Rate, as the case may be.

Accordingly, the application of an Adjustment Spread may result in the Notes performing differently (which may include payment of a lower Rate of Interest) than they would do if the Original Reference Rate were to continue to apply in its current form.

The Issuer may be unable to appoint an Independent Adviser or the Independent Adviser may not be able to determine a Successor Rate or Alternative Rate in accordance with the terms and conditions of the Notes.

Where the Issuer is unable to appoint an Independent Adviser in a timely manner, or the Independent Adviser is unable, to determine a Successor Rate or Alternative Rate before the next Interest Determination Date, the Rate of Interest for the next succeeding Interest Period will be the Rate of Interest applicable as at the last preceding Interest Determination Date before the occurrence of the Benchmark Event, or, where the Benchmark Event occurs before the first Interest Determination Date, the Rate of Interest will be the initial Rate of Interest.

Where the Issuer has been unable to appoint an Independent Adviser or, the Independent Adviser has failed, to determine a Successor Rate or Alternative Rate in respect of any given Interest Period, it will continue to attempt to appoint an Independent Adviser in a timely manner before the next succeeding Interest Determination Date and/or to determine a Successor Rate or Alternative Rate to apply the next succeeding and any subsequent Interest Periods, as necessary.

Applying the initial Rate of Interest, or the Rate of Interest applicable as at the last preceding Interest Determination Date before the occurrence of the Benchmark Event is likely to result in Notes linked to or referencing the relevant benchmark performing differently (which may include payment of a lower Rate of Interest) than they would do if the relevant benchmark were to continue to apply, or if a Successor Rate or Alternative Rate could be determined.

If the Issuer is unable to appoint an Independent Adviser or, the Independent Adviser fails to determine a Successor Rate or Alternative Rate for the life of the relevant Notes, the initial Rate of Interest, or the Rate of Interest applicable as at the last preceding Interest Determination Date before the occurrence of the Benchmark Event, will continue to apply to maturity. This will result in the floating rate Notes, in effect, becoming fixed rate Notes.

Where ISDA Determination is specified as the manner in which the Rate of Interest in respect of floating rate Notes is to be determined, the Terms and Conditions of the Notes provide that the Rate of Interest in respect of the Notes shall be determined by reference to the relevant Floating Rate Option in the 2006 ISDA Definitions (as amended and updated as at the Issue Date of the first Tranche of the Notes). Where the Floating Rate Option specified is an “IBOR” Floating Rate Option, the Rate of Interest may be determined by reference to the relevant screen rate or the rate determined on the basis of quotations from certain banks. If the relevant IBOR is permanently discontinued and the relevant screen rate or quotations from banks (as applicable) are not available, the operation of these provisions may lead to uncertainty as to the Rate of Interest that would be applicable, and may, adversely affect the value of, and return on, the floating rate Notes.

Inverse Floating Rate Notes are typically more volatile than conventional floating rate debt.

Inverse Floating Rate Notes have an interest rate equal to a fixed rate minus a rate based upon a reference rate such as EURIBOR. The market values of such Notes typically are more volatile than market values of other conventional floating rate debt securities based on the same reference rate (and with otherwise comparable terms). Inverse Floating Rate Notes are more volatile because an increase in the reference rate not only decreases the interest rate of the Notes, but may also reflect an increase in prevailing interest rates, which further adversely affects the market value of these Notes.

Notes carrying an interest rate which may be converted from fixed to floating interest rates and vice versa, may have lower market values than other Notes.

Fixed Rate Notes and Floating Rate Notes (as defined in the Terms and Conditions of the Notes) may bear interest at a rate that the Issuer may elect to convert from a fixed rate to a floating rate, or from a floating rate to a fixed rate. The Issuer’s ability to convert the interest rate will affect the secondary market and the market value of such Notes since the Issuer may be expected to convert the rate when it is likely to produce a lower overall cost of borrowing. If the Issuer converts from a fixed rate to a floating rate, the spread on the Fixed Rate Notes may be less favourable than then-prevailing spreads on comparable Floating Rate Notes tied to the same reference rate. In addition, the new floating rate at any time may be lower than the rates on other Notes. If the Issuer converts from a floating rate to a fixed rate, the fixed rate may be lower than then-prevailing rates on its Notes.

The market prices of Notes issued at a substantial discount or premium tend to fluctuate more in relation to general changes in interest rates than prices for conventional interest-bearing securities do.

The market values of securities issued at a substantial discount or premium to their nominal amount tend to fluctuate more in relation to general changes in interest rates than do prices for conventional interest-bearing securities. Generally, the longer the remaining term of the securities, the greater the price volatility as compared to conventional interest-bearing securities with comparable maturities.

Investors may lose part or all of their investment in any Index-Linked Notes issued.

If, in the case of a particular Tranche of Notes, the relevant Pricing Supplement specifies that the Notes are Index-Linked Notes or variable redemption amount Notes, there is a risk that the investor may lose the value of its entire investment or part of it.

RISKS RELATING TO THE MARKET GENERALLY

Set out below is a brief description of certain market risks, including liquidity risk, exchange rate risk, interest rate risk and credit risk:

Notes issued under the Programme have no current active trading market and may trade at a discount to their initial offering price and/or with limited liquidity.

Notes issued under the Programme will be new securities which may not be widely distributed and for which there is currently no active trading market (unless in the case of any particular Tranche, such Tranche is to be consolidated with and form a single series with a Tranche of Notes which is already issued). If the Notes are traded after their initial issuance, they may trade at a discount to their initial offering price, depending upon prevailing interest rates, the market for similar securities, general economic conditions and the financial condition of the Issuer, the Guarantor and the Group. If the Notes are trading at a discount, investors may not be able to receive a favourable price for their Notes, and in some circumstances investors may not be able to sell their Notes at all or at their fair market value. Although application has been made to the Hong Kong Stock Exchange for the listing of the Programme, and for the permission to deal in, and for the listing of, Notes issued under the Programme during the 12-month period after the date of this Offering Circular on the Hong Kong Stock Exchange, there is no assurance that such application will be accepted, that any particular Tranche of Notes will be so admitted or that an active trading market will develop. In addition, the market for investment grade and crossover grade debt has been subject to disruptions that have caused volatility in prices of securities similar to the Notes issued under the Programme. Accordingly, there is no assurance as to the development or liquidity of any trading market, or that disruptions will not occur, for any particular Tranche of Notes.

The liquidity and price of the Notes following this offering may be volatile.

The price and trading volume of the Notes may be highly volatile. Factors such as variations in the revenues, earnings and cash flows of the Group and proposals of new investments, strategic alliances and/or acquisitions, interest rates and fluctuations in prices for comparable companies could cause the price of the Notes to change. Any such developments may result in large and sudden changes in the volume and price at which the Notes will trade. There can be no assurance that these developments will not occur in the future.

Developments in other markets may adversely affect the market price of the Notes.

The market price of the Notes may be adversely affected by declines in the international financial markets and world economic conditions. The market for the Notes is, to varying degrees, influenced by economic and market conditions in other markets, especially those in Asia. Although economic conditions are different in each country, investors' reactions to developments in one country can affect the securities markets and the securities of issuers in other countries, including China. Since the global financial crisis of 2008 and 2009, the international financial markets have experienced significant volatility. If similar developments occur in the international financial markets in the future, the market price of the Notes could be adversely affected.

Exchange rate risks and exchange controls may result in a Noteholder receiving less interest or principal than expected.

The Issuer will pay principal and interest on the Notes in the Specified Currency. This presents certain risks relating to currency conversions if a Noteholder's financial activities are denominated principally in a currency or currency unit (the "**Investor's Currency**") other than the Specified Currency. These include the risk that exchange rates may significantly change (including changes due to devaluation of the Specified Currency or revaluation of the Investor's Currency) and the risk that authorities with jurisdiction over the Investor's Currency may impose or modify exchange controls. An appreciation in the value of the Investor's Currency relative to the Specified Currency would decrease (i) the Investor's Currency equivalent yield on the Notes; (ii) the Investor's Currency equivalent value of the principal payable on the Notes; and (iii) the Investor's Currency equivalent market value of the Notes.

Governments and monetary authorities may impose (as some have done in the past) exchange controls that could adversely affect an applicable exchange rate. As a result, a Noteholder may receive less interest or principal than expected, or no interest or principal.

Changes in market interest rates may adversely affect the value of Fixed Rate Notes.

Investment in Fixed Rate Notes involves the risk that subsequent changes in market interest rates may adversely affect the value of Fixed Rate Notes.

The credit ratings assigned to the Notes may not reflect all risks.

One or more independent credit rating agencies may assign credit ratings to an issue of Notes. The ratings represent the opinions of the rating agencies and their assessment of the ability of the Issuer to perform their respective obligations under the Notes and the credit risks in determining the likelihood that payments will be made when due under the Notes. Such ratings may not reflect the potential impact of all risks related to structure, market, additional factors discussed above and other factors that may affect the value of the Notes. A credit rating is not a recommendation to buy, sell or hold securities and may be revised or withdrawn by the rating agency at any time. There can be no assurance that the ratings assigned to any Notes will remain in effect for any given period or that the ratings will not be lowered, suspended or withdrawn by the rating agencies in the future if, in their judgment, the circumstances so warrant. Neither the Issuer nor the Guarantor is obligated to inform holders of the Notes of any such suspension, revision, downgrade or (where rating maintenance as set out in Condition 4(d) of the Terms and Conditions of the Notes is not applicable) withdrawal. A suspension, downgrade or withdrawal of the ratings of any Notes at any time may materially and adversely affect the market price of the Notes and the Issuer's and the Guarantor's ability to access the debt capital markets.

RISKS RELATING TO RENMINBI-DENOMINATED NOTES

Notes denominated in Renminbi (“**Renminbi Notes**”) may be issued under the Programme. Renminbi Notes contain particular risks for potential investors.

Renminbi is not completely freely convertible; there are significant restrictions on remittance of Renminbi into and outside the PRC.

Renminbi is not freely completely convertible at present. The government of the PRC (the “**PRC Government**”) continues to regulate conversion between Renminbi and foreign currencies, including the Hong Kong dollar, despite significant reduction in control by it in recent years over trade transactions involving import and export of goods and services as well as other frequent routine foreign exchange transactions. These transactions are known as current account items.

Remittance of Renminbi by foreign investors into the PRC for the purposes of capital account items, such as capital contributions, is generally only permitted upon obtaining specific approvals from, or completing specific registrations or filings with, the relevant authorities and is subject to a strict monitoring system. Regulations in the PRC on the remittance of Renminbi into the PRC for settlement of capital account items are developing gradually.

In respect of Renminbi foreign direct investments (“**FDI**”), the People's Bank of China (“**PBOC**”) promulgated the Administrative Measures on Renminbi Settlement of Foreign Direct Investment (《外商直接投資人民幣結算業務管理辦法》)(the “**PBOC FDI Measures**”) on 13 October 2011, which was amended on 5 June 2015, as part of PBOC's detailed Renminbi FDI accounts administration system. The system covers almost all aspects in relation to FDI, including capital injections, payments for the acquisition of PRC domestic enterprises, repatriation of dividends and other distributions, as well as Renminbi denominated cross-border loans. On 14 June 2012, PBOC issued a circular setting out the operational guidelines for FDI, which was amended on 5 June 2015. Under the PBOC FDI Measures, special approval for FDI and shareholder loans from PBOC, which was previously required, is no longer necessary. In some cases however, post-event filing with PBOC is still necessary.

On 3 December 2013, the Ministry of Commerce of the PRC (“**MOFCOM**”) promulgated the Circular on Issues in relation to Cross-border Renminbi Foreign Direct Investment (《關於跨境人民幣直接投資有關問題的公告》)(the “**MOFCOM Circular**”), which became effective on 1 January 2014, to further facilitate FDI by simplifying and streamlining the applicable regulatory framework. Pursuant to the MOFCOM Circular, the appropriate office of MOFCOM and/or its local counterparts will grant written approval for each FDI and specify “Renminbi Foreign Direct Investment” and the amount of capital contribution in the approval. Unlike previous MOFCOM regulations on FDI, the MOFCOM Circular removes the approval requirement for foreign investors who intend to change the currency of its existing capital contribution from a foreign currency to Renminbi. In addition, the MOFCOM Circular also clearly prohibits the FDI funds from being used for any investment in securities and financial derivatives (except for investment in the PRC listed companies as strategic investors) or for entrustment loans in the PRC.

On 13 February 2015, the SAFE promulgated the Notice on Further Simplifying and Improving Foreign Exchange Administration Policies for Direct Investment (《國家外匯管理局關於進一步簡化和改進直接投資外匯管理政策的通知》)(“**Circular 13**”), which was amended on 30 December 2019, to simplify foreign exchange rules for cross-border investments. According to Circular 13, foreign exchange registration for foreign direct investment and outbound direct investment will be exempted from the approval by the SAFE and the registration rights will be delegated from the SAFE to the qualified banks from 1 June 2015. Under the Circular 13, foreign investors could open foreign exchange accounts in qualified banks directly after providing the banks with registration documents, with no need to obtain separate government approval. By Circular 13, such qualified banks will administer foreign exchange transactions according to the registration information provided by the parties and the SAFE will indirectly supervise foreign exchange registration by verifying and inspecting the qualified banks.

On 30 March 2015, the SAFE promulgated the Circular of the SAFE on Relevant Issues Concerning the Reform of the Administrative Method of the Conversion of Foreign Exchange Funds by Foreign-invested Enterprises (《國家外匯管理局關於改革外商投資企業外匯資本金結算管理方式的通知》)(“**Circular 19**”), which was amended on 9 June 2016 and 30 December 2019 and relaxed the capital account settlement for all foreign invested enterprises across the nation from 1 June 2015.

On 9 June 2016, the SAFE further promulgated the Circular of the SAFE on Relevant Issues Concerning the Reform and Regulation of the Administrative Policies of the Conversion under Capital Items (《國家外匯管理局關於改革和規範資本項目結匯管理政策的通知》)(“**Circular 16**”). According to Circular 16, in case of any discrepancy between Circular 19 and Circular 16, Circular 16 shall prevail. Circular 16 allows all foreign invested enterprises across the PRC to convert 100 per cent. (subject to future adjustment at discretion of SAFE) of the foreign currency capital (which has been processed through the SAFE’s equity interest confirmation procedure for capital contribution in cash or registered by a bank on the SAFE’s system for account crediting for such capital contribution) into Renminbi at their own discretion without providing various supporting documents. However, to use the converted Renminbi, a foreign invested enterprise still needs to provide supporting documents and go through the review process with the banks for each withdrawal. A negative list with respect to the usage of the capital and the Renminbi proceeds through the aforementioned settlement procedure is set forth under the Circular 16.

In addition, pursuant to the Notice of SA FE on Improving the Check of Authenticity and Compliance to Further Promote Foreign Exchange Control (《國家外匯管理局關於進一步推進外匯管理改革完善真實合規性審核的通知》)(“**Circular No. 3 [2017]**”) promulgated on 26 January 2017, when conducting outward remittance of a sum equivalent to more than U.S.\$50,000 for a domestic institution, the bank shall, under the principle of genuine transaction, check the profit distribution resolution made by the board of directors (or profit distribution resolution made by partners), original of tax filing form and audited financial statements, and stamp with the outward remittance sum and date on the original of

tax filing form. In addition, the domestic institution shall make up its losses of previous years under the applicable laws. On 24 March 2017 and 27 April 2017, the SAFE respectively posted two series of questions and answers on its official website, in order to further explain the Circular No. 3 [2017].

On 5 January 2018, the PBOC promulgated the Notice on Further Improving Policies of Cross-Border Renminbi Business to Promote Trade and Investment Facilitation (《中國人民銀行關於進一步完善人民幣跨境業務政策促進貿易投資便利化的通知》)(“**Circular No. 3 [2018]**”), which supports enterprises to use Renminbi in cross-border settlement and for the investment income such as profits and dividends legally obtained by overseas investors in the PRC, banks shall review relevant materials as required before processing cross-border Renminbi settlement and ensure free remittance of profits of foreign investors in accordance with the law.

As these are relatively new circulars, they will be subject to interpretation and application by the relevant authorities in the PRC.

There is no assurance that the PRC Government will continue to gradually liberalise control over cross-border remittance of Renminbi in the future, that any pilot schemes for Renminbi cross-border utilisation will not be discontinued or that new regulations in the PRC will not be promulgated in the future which have the effect of restricting or eliminating the remittance of Renminbi into or outside the PRC. In the event that funds cannot be repatriated outside the PRC in Renminbi, this may affect the overall availability of Renminbi outside the PRC and the ability of the Issuer and the Guarantor to source Renminbi to finance their obligations under Notes denominated in Renminbi.

There is only limited availability of Renminbi outside the PRC, which may affect the liquidity of Renminbi Notes and the Issuer’s ability to source Renminbi outside the PRC to service such Renminbi Notes.

As a result of the restrictions by the PRC Government on cross-border Renminbi fund flows, the availability of Renminbi outside of the PRC is limited. Since February 2004, in accordance with arrangements between the PRC central government and the Hong Kong government, licensed banks in Hong Kong may offer limited Renminbi denominated banking services to Hong Kong residents and specified business customers. The PBOC has also established a Renminbi clearing and settlement system for participating banks in Hong Kong. On July 2010, further amendments were made to the Settlement Agreement on the Clearing of Renminbi Business (《關於人民幣業務的清算協議》)(the “**Settlement Agreement**”) between the PBOC and Bank of China (Hong Kong) Limited (the “**Renminbi Clearing Bank**”) to further expand the scope of Renminbi business for participating banks in Hong Kong. Pursuant to the revised arrangements, all corporations are allowed to open Renminbi accounts in Hong Kong; there is no longer any limit on the ability of corporations to convert Renminbi; and there will no longer be any restriction on the transfer of Renminbi funds between different accounts in Hong Kong. In addition, the PBOC has now established Renminbi clearing and settlement systems with financial institutions in other major global financial centres (each also a “**Renminbi Clearing Bank**”), including London, Frankfurt and Singapore to further internationalise the Renminbi.

There are restrictions imposed by PBOC on Renminbi business participating banks in respect of cross-border Renminbi settlement, such as those relating to direct transactions with PRC enterprises. Furthermore, Renminbi business participating banks do not have direct Renminbi liquidity support from PBOC. The Renminbi Clearing Banks only have access to onshore liquidity support from PBOC for the purpose of squaring open positions of participating banks for limited types of transactions and are not obliged to square for participating banks any open positions resulting from other foreign exchange transactions or conversion services. In such cases, the participating banks will need to source Renminbi from outside the PRC to square such open positions.

Although it is expected that the offshore Renminbi market will continue to grow in depth and size, its growth is subject to many constraints as a result of PRC laws and regulations on foreign exchange. There is no assurance that new PRC regulations will not be promulgated or the settlement arrangements

will not be terminated or amended in the future which will have the effect of restricting availability of Renminbi outside the PRC. The limited availability of Renminbi outside the PRC may affect the liquidity of the Renminbi Notes. To the extent the Issuer or the Guarantor is required to source Renminbi in the offshore market to service its Renminbi Notes, there is no assurance that either the Issuer or the Guarantor will be able to source such Renminbi on satisfactory terms, if at all.

Payments in respect of Renminbi Notes will only be made to investors in the manner specified in such Renminbi Notes.

All payments to investors in respect of Renminbi Notes will be made solely (i) when Renminbi Notes are represented by Global Notes or Global Certificates, by transfer to a Renminbi bank account maintained in Hong Kong in accordance with prevailing CMU rules and procedures, or (ii) when Renminbi Notes are in definitive form, by transfer to a Renminbi bank account maintained in Hong Kong in accordance with prevailing rules and regulations. The Issuer or the Guarantor (as the case may be) cannot be required to make payment by any other means (including in any other currency or in bank notes, by cheque or draft or by transfer to a bank account in the PRC).

EXCHANGE RATE

PRC

The PBOC sets and publishes daily a base exchange rate with reference primarily to the supply and demand of Renminbi against a basket of currencies in the markets during the prior day. The PBOC also takes into account other factors such as the general conditions existing in the international foreign exchange market. Since 1994, the exchange rate for the conversion of Renminbi into foreign currencies, including Hong Kong dollars and U.S. dollars, has been set by the PBOC, which are set daily based on the previous day's inter-bank foreign exchange market rates and current exchange rates in the world financial markets. From 1994 to 20 July 2005, the official exchange rate for the conversion of Renminbi to U.S. dollars was generally stable. On 21 July 2005, the PRC government changed its decade-old policy of pegging the value of the Renminbi to that of the U.S. dollar to allow the value of the Renminbi to fluctuate within a narrow and managed band based on market supply and demand and by reference to a basket of currencies. This change in policy has resulted in a significant appreciation of the Renminbi against the U.S. dollar.

The PRC government has made further adjustments to the exchange rate system. The PBOC authorised the China Foreign Exchange Trading Center, effective since 4 January 2006, to announce the central parity exchange rate of certain foreign currencies against the Renminbi at 9:15 a.m. each business day. This rate is set as the central parity for the trading against the Renminbi in the inter-bank foreign exchange spot market and as the over-the-counter exchange rate for that business day. On 18 May 2007, the PBOC enlarged, effective from 21 May 2007, the floating band for the trading prices in the interbank spot exchange market of the Renminbi against the U.S. dollar from 0.3 per cent. to 0.5 per cent. around the central parity rate. This allows the Renminbi to fluctuate against the U.S. dollar by up to 0.5 per cent. above or below the central parity rate published by the PBOC. On 19 June 2010, the PBOC announced that in view of the recent economic situation and financial market developments in China and abroad, and as the balance of payments situation in China, it has decided to proceed further with the reform of the Renminbi exchange rate regime and to enhance the Renminbi exchange rate flexibility. According to the announcement, the exchange rate floating bands will remain the same as previously announced but the PBOC will place more emphasis on reflecting the market supply and demand with reference to a basket of currencies. On 12 April 2012, the PBOC announced that effective from 16 April 2012, the floating band for the trading prices in the inter-bank spot exchange market of Renminbi against the U.S. dollar would be enlarged from 0.5 per cent. to 1.0 per cent. around the central parity rate, which allows the Renminbi to fluctuate against the U.S. dollar by up to 1.0 per cent. above or below the central parity rate published by the PBOC. The PRC government may in the future make further adjustments to the exchange rate system. The PBOC announced on 15 March 2014 that since 17 March 2014, the floating band for the trading prices in the inter-bank foreign exchange spot market of Renminbi against the U.S. dollar was further expanded from 1 per cent. to 2 per cent. On each business day, the spread between the Renminbi and U.S. dollar buying and selling prices offered by the designated foreign exchange banks to their clients shall be within 3 per cent. of the published central parity of the U.S. dollar on that day, instead of 2.0 per cent.

Although the PRC governmental policies have been introduced in 1996 to relax restrictions on the convertibility of the Renminbi into foreign currency for current account items, conversion of the Renminbi into foreign currency for capital items, such as foreign direct investment, loans or security, still requires the approval of the SAFE and other relevant authorities. On 11 August 2015, the PBOC adopted a more market-oriented approach and announced that the midpoint for the value of the Renminbi against the U.S. dollar would be quoted by the market makers with reference to the closing rate of the previous trading session. Following the announcement by PBOC on 11 August 2015, Renminbi depreciated significantly against U.S. dollar. In January and February 2016, Renminbi experienced further fluctuation in value against U.S. dollar. Following the gradual appreciation against U.S. dollar in 2017, Renminbi experienced a recent depreciation in value against U.S. dollar followed by a fluctuation in 2018 and early 2019. In August 2019, the People's Bank of China on 5 August 2019 set

the RMB's daily reference rate above RMB7.0 per U.S. dollar for the first time in over a decade amidst an uncertain trade and global economic climate. The PRC government may adopt further reforms of its exchange rate system, including making Renminbi freely convertible in the future.

On 11 December 2015, the China Foreign Exchange Trade System, a sub-institutional organisation of the PBOC, published the CFETS Renminbi exchange rate index for the first time which weighs the Renminbi based on 13 currencies, to guide the market in order to measure the Renminbi exchange rate from a new perspective. The PRC government may in the future make further adjustments to the exchange rate system. In January and February 2016, Renminbi experienced further fluctuations in value against the U.S. dollar. From 1 January 2017, according to the sampling rule of “CNY versus FX currency pair listed on CFETS”, CFETS will add 11 currencies newly listed on CFETS in 2016 and the number of basket currencies will increase from 13 to 24. Following the gradual appreciation against U.S. dollar in 2017, Renminbi experienced a recent depreciation in value against U.S. dollar followed by a fluctuation in 2018 and early 2019. On 5 August 2019, the PBOC set the Renminbi's daily reference rate above RMB7 per U.S. dollar for the first time in over a decade amidst an uncertain trade and global economic climate. On 15 September 2022, the Renminbi's daily reference rate again rose to above RMB7.00 per U.S. dollar. The PRC Government may adopt further reforms of its exchange rate system, including making the Renminbi freely convertible in the future.

The following table sets forth for the periods indicated, certain information concerning the exchange rates between the Renminbi and U.S. dollars. The exchange rates reflect the noon buying rates as set forth in the H.10 statistical release of the Federal Reserve Board for and as at the periods indicated.

Period	Exchange Rate			
	Period end	Average ⁽¹⁾	High	Low
		(RMB per U.S.\$1.00)		
2016	6.9430	6.6549	6.9580	6.4480
2017	6.5063	6.7350	6.9575	6.4773
2018	6.8755	6.6292	6.9737	6.2649
2019	6.9618	6.9014	7.1786	6.5208
2020	6.5250	6.8878	7.1681	6.5250
2021	6.3726	6.4508	6.5716	6.3435
2022	6.8972	6.7518	7.3048	6.3084
September	7.1135	7.0195	7.1990	6.8985
October	7.3048	7.1902	7.3048	7.1103
November	7.0879	7.1812	7.3000	7.0440
December	6.8972	6.9717	7.0424	6.8972
2023				
January (through 6 January 2023)	6.8370	6.8795	6.9135	6.8370

Note:

- (1) Calculated by averaging the rates on the last business day of each month during the relevant year, except for monthly average rates, which were calculated by averaging the daily rates for such month or part thereof.

HONG KONG

The Hong Kong dollar is freely convertible into the U.S. dollar. Since 1983, the Hong Kong dollar has been linked to the U.S. dollar. Under existing Hong Kong law, there are no foreign exchange controls or other laws, decrees or regulations that affect the remittance of payments to U.S. residents. The Basic Law of the Hong Kong Special Administrative Region of the PRC, which came into effect on 1 July 1997, provides that no foreign exchange control policies may be applied in Hong Kong.

Although the market exchange rate of the Hong Kong dollar against the U.S. dollar was and continues to be determined by forces of supply and demand in the foreign exchange market, between 1983 and May 2005 Hong Kong maintained a fixed rate system which fixed the rate of exchange to HK\$7.80 per U.S. dollar (the “**Linked Exchange Rate System**”). However, in May 2005, the Hong

Kong Monetary Authority broadened the 22-year trading band from the original rate of HK\$7.80 per U.S. dollar to a new range varying between HK\$7.75 per U.S. dollar and HK\$7.85 per U.S. dollar. The Hong Kong government has indicated its intention to maintain the Linked Exchange Rate System. The Hong Kong government has also stated that it has no intention of imposing exchange controls and that the Hong Kong dollar will remain freely convertible into other currencies, including the U.S. dollar. However, no assurance can be given that the Hong Kong government will maintain the trading band at HK\$7.75 to HK\$7.85 per U.S. dollar or at all. As a result of the Linked Exchange Rate System, exchange rates between the Hong Kong dollar and other currencies are influenced by the value of the U.S. dollar.

The following table sets forth the noon buying rates as set forth in the H.10 statistical release of the Federal Reserve Board for and as at the periods indicated.

Period	Exchange Rate			
	Period end	Average ⁽¹⁾	High	Low
		(HKD per U.S.\$1.00)		
2016	7.7534	7.7619	7.8270	7.7505
2017	7.8128	7.7950	7.8267	7.7540
2018	7.8305	7.8376	7.8499	7.8043
2019	7.7894	7.8335	7.8499	7.7850
2020	7.7534	7.7562	7.7951	7.7498
2021	7.7996	7.7752	7.8034	7.7515
2022	7.8015	7.8324	7.8499	7.7693
September	7.8498	7.8494	7.8498	7.8481
October	7.8498	7.8498	7.8499	7.8493
November	7.8050	7.8308	7.8499	7.8020
December	7.8015	7.7854	7.8038	7.7693
2023				
January (through 6 January 2023)	7.8060	7.8117	7.8183	7.8060

Note:

- (1) Annual averages are calculated by using the average of the exchange rates on the last business day of each month during the relevant year. Monthly averages or the average for a period are calculated by using the average of the daily rates during the relevant month or period.

USE OF PROCEEDS

The net proceeds from each issue of the Notes will be used for our working capital and general corporate purposes or to refinance our existing indebtedness. If, in respect of any particular issue, there is a particular identified use of proceeds, this will be stated in the applicable Pricing Supplement.

CAPITALISATION

The following table sets out the consolidated capitalisation and indebtedness of the Group as at 30 June 2022. The table should be read in conjunction with the Group's unaudited but reviewed consolidated financial statements as at 30 June 2022 and the notes thereto included in this Offering Circular.

	As at 30 June 2022	
	Actual	
	RMB	US\$
	(unaudited)	(unaudited)
	(in millions)	
Current borrowings		
Short-term borrowings	563	88
Short-term financing instruments payable	15,715	2,466
Placements from banks and other financial institutions	2,510	394
Bonds in issue with maturity within one year under other current liabilities	37,684	5,913
Non-current borrowings		
Bonds in issue	54,109	8,491
Equity		
Share capital	7,757	1,217
Other equity instruments	22,912	3,595
Reserves	31,484	4,941
Retained earnings	26,714	4,192
Equity attributable to equity holders of the Company	88,868	13,945
Non-controlling interests	41	6
Total equity	88,909	13,952
Total capitalisation⁽¹⁾	199,490	31,304

Notes:

(1) Total capitalisation equals the sum of indebtedness and total equity.

In July 2022, we completed issuance of short-term commercial papers in the amount of RMB3 billion with a term of 302 days and a coupon rate of 2.14%.

In July 2022, we completed issuance of short-term commercial papers in the amount of RMB3 billion with a term of 175 days and a coupon rate of 1.92%.

In August 2022, we completed issuance of perpetual subordinated bonds in an aggregate amount of RMB2 billion which may be renewable every five years at our discretion. At the end of each such five-year period after the issuance, we may decide to extend the maturity date of such perpetual subordinated bond by another five years at our discretion and re-price the interest rate or alternatively pay off the outstanding amount of such perpetual subordinated bond in full. The interest rate of the first five-year period after issuance is 3.20%.

In September 2022, we completed issuance of short-term commercial papers in the amount of RMB3 billion with a term of 256 days and a coupon rate of 1.96%.

In September 2022, we completed issuance of short-term commercial papers in the amount of RMB3 billion with a term of 265 days and a coupon rate of 2.04%.

In November 2022, we completed issuance of corporate bonds in an aggregate amount of RMB6.5 billion to professional investors in three tranches, including RMB2 billion with a term of three years and a coupon rate of 2.55%, RMB2 billion with a term of five years and a coupon rate of 2.89% and RMB2.5 billion with a term of ten years and a coupon rate of 3.29% respectively.

In December 2022, we completed issuance of corporate bonds in an aggregate amount of RMB4.5 billion to professional investors in three tranches, including RMB2 billion with a term of three years and a coupon rate of 3.08%, RMB1 billion with a term of five years and a coupon rate of 3.29% and RMB1.5 billion with a term of ten years and a coupon rate of 3.55% respectively.

In December 2022, we completed issuance of corporate bonds in an aggregate amount of RMB4 billion to professional investors with a term of three years and a coupon rate of 3.49%.

In December 2022, we completed issuance of short-term commercial papers in the amount of RMB2 billion with a term of 270 days and a coupon rate of 2.74%.

In December 2022, we completed issuance of short-term commercial papers in the amount of RMB2 billion with a term of 274 days and a coupon rate of 3.00%.

Except as disclosed in this Offering Circular, there has been no material adverse change in the Group's capitalisation since 30 June 2022. The Group may from time to time issue commercial papers, corporate bonds, subordinated bonds or other debt securities in compliance with applicable laws and regulations to finance our operation in the ordinary course of business.

FORM OF PRICING SUPPLEMENT

The Pricing Supplement that will be issued in respect of each Tranche will be substantially in the following form, duly supplemented if (necessary), amended (if necessary) and completed to reflect the particular terms of the relevant Notes and their issue.

[MiFID II product governance/Professional investors and ECPs only target market – Solely for the purposes of [the/each] manufacturer’s product approval process, the target market assessment in respect of the Notes has led to the conclusion that: (i) the target market for the Notes is eligible counterparties and professional clients only, each as defined in Directive 2014/65/EU (as amended, “**MiFID II**”); and (ii) all channels for distribution of the Notes to eligible counterparties and professional clients are appropriate. Any person subsequently offering, selling or recommending the Notes (a “**distributor**”) should take into consideration the manufacturer[’s/s’] target market assessment; however, a distributor subject to MiFID II is responsible for undertaking its own target market assessment in respect of the Notes (by either adopting or refining the manufacturer[’s/s’] target market assessment) and determining appropriate distribution channels.]

[UK MiFIR product governance/Professional investors and ECPs only target market – Solely for the purposes of [the/each] manufacturer’s product approval process, the target market assessment in respect of the Notes has led to the conclusion that: (i) the target market for the Notes is only eligible counterparties, as defined in the FCA Handbook Conduct of Business Sourcebook (“**COBS**”), and professional clients, as defined in Regulation (EU) No 600/2014 as it forms part of domestic law by virtue of the European Union (Withdrawal) Act 2018 (“**UK MiFIR**”); and (ii) all channels for distribution of the Notes to eligible counterparties and professional clients are appropriate. Any person subsequently offering, selling or recommending the Notes (a “**distributor**”) should take into consideration the manufacturer[’s/s’] target market assessment; however, a distributor subject to the FCA Handbook Product Intervention and Product Governance Sourcebook (the “**UK MiFIR Product Governance Rules**”) is responsible for undertaking its own target market assessment in respect of the Notes (by either adopting or refining the manufacturer[’s/s’] target market assessment) and determining appropriate distribution channels.]

PRIIPs REGULATION – PROHIBITION OF SALES TO EEA RETAIL INVESTORS – The Notes are not intended to be offered, sold or otherwise made available to and should not be offered, sold or otherwise made available to any retail investor in the European Economic Area (“**EEA**”). For these purposes, a retail investor means a person who is one (or more) of: (i) a retail client as defined in point (11) of Article 4(1) of Directive 2014/65/EU (as amended, “**MiFID II**”); (ii) a customer within the meaning of Directive (EU) 2016/97 (as amended, the “**Insurance Distribution Directive**”), where that customer would not qualify as a professional client as defined in point (10) of Article 4(1) of MiFID II; or (iii) not a qualified investor as defined in Regulation (EU) 2017/1129 (as amended, the “**Prospectus Regulation**”). Consequently no key information document required by Regulation (EU) No. 1286/2014 (as amended, the “**PRIIPs Regulation**”) for offering or selling the Notes or otherwise making them available to retail investors in the EEA has been prepared and therefore offering or selling the Notes or otherwise making them available to any retail investor in the EEA may be unlawful under the PRIIPs Regulation.

UK PRIIPs REGULATION – PROHIBITION OF SALES TO UK RETAIL INVESTORS – The Notes are not intended to be offered, sold or otherwise made available to and should not be offered, sold or otherwise made available to any retail investor in the United Kingdom (“**UK**”). For these purposes, a retail investor means a person who is one (or more) of: (i) a retail client, as defined in point (8) of Article 2 of Regulation (EU) No 2017/565 as it forms part of domestic law by virtue of the European Union (Withdrawal) Act 2018 (“**EUWA**”); (ii) a customer within the meaning of the provisions of the Financial Services and Markets Act 2000 (the “**FSMA**”) and any rules or regulations made under the FSMA to implement Directive (EU) 2016/97, where that customer would not qualify as a professional client, as defined in point (8) of Article 2(1) of Regulation (EU) No 600/2014 as it forms part of domestic law by virtue of the EUWA; or (iii) not a qualified investor as defined in Article 2 of

Regulation (EU) 2017/1129 as it forms part of domestic law by virtue of the EUWA (the “**UK Prospectus Regulation**”). Consequently no key information document required by Regulation (EU) No 1286/2014 as it forms part of domestic law by virtue of the EUWA (the “**UK PRIIPs Regulation**”) for offering or selling the Notes or otherwise making them available to retail investors in the UK has been prepared and therefore offering or selling the Notes or otherwise making them available to any retail investor in the UK may be unlawful under the UK PRIIPs Regulation.

[Notification under Section 309B(1)(c) of the Securities and Futures Act 2001 of Singapore – In connection with Section 309B of the Securities and Futures Act 2001 of Singapore (the “**SFA**”) and the Securities and Futures (Capital Markets Products) Regulations 2018 of Singapore (the “**CMP Regulations 2018**”), the Issuer has determined, and hereby notifies all relevant persons (as defined in Section 309A(1) of the SFA), that the Notes are [prescribed capital markets products]/[capital markets products other than prescribed capital markets products] (as defined in the CMP Regulations 2018) and [are] [Excluded]/[Specified] Investment Products (as defined in MAS Notice SFA 04-N12: Notice on the Sale of Investment Products and MAS Notice FAA-N16: Notice on Recommendation on Investment Products).]¹

[This document is for distribution to professional investors (as defined in Chapter 37 of the Rules Governing the Listing of Securities on The Stock Exchange of Hong Kong Limited (the “**HKSE**”)) (“**Professional Investors**”) only.

Application will be made to the HKSE for the listing of, and permission to deal in the Notes by way of debt issues to Professional Investors only.

Notice to Hong Kong Investors: Each of the Issuer and the Guarantor confirms that the Notes are intended for purchase by Professional Investors only and will be listed on the HKSE on that basis. Accordingly, each of the Issuer and the Guarantor confirms that the Notes are not appropriate as an investment for retail investors in Hong Kong. Investors should carefully consider the risks involved.

The HKSE has not reviewed the contents of this document, other than to ensure that the prescribed form disclaimer and responsibility statements, and a statement limiting distribution of this document to Professional Investors only have been reproduced in this document. Listing of the Programme and the Notes on the HKSE is not to be taken as an indication of the commercial merits or credit quality of the Programme, the Notes or the Issuer, the Guarantor or the Group or quality of disclosure in this document. Hong Kong Exchanges and Clearing Limited and the HKSE take no responsibility for the contents of this document, make no representation as to its accuracy or completeness and expressly disclaim any liability whatsoever for any loss howsoever arising from or in reliance upon the whole or any part of the contents of this document.

This document includes particulars given in compliance with the Rules Governing the Listing of Securities on The Stock Exchange of Hong Kong Limited for the purpose of giving information with regard to the Issuer, the Guarantor and the Group. Each of the Issuer and the Guarantor accepts full responsibility for the accuracy of the information contained in this document and confirms, having made all reasonable enquiries, that to the best of its knowledge and belief there are no other facts the omission of which would make any statement herein misleading.]

¹ For any Notes to be offered to Singapore investors, the Issuer to consider whether it needs to re-classify the Notes pursuant to Section 309B of the SFA prior to the launch of the offer.

[Date]

CSCIF Asia Limited
Legal entity identifier (LEI): 254900FU76ICV5ASRV38
Issue of [Aggregate Nominal Amount of Tranche] [Title of Notes]
Guaranteed by CSC Financial Co., Ltd. (中信建投証券股份有限公司)
under its U.S.\$3,000,000,000
Guaranteed Medium Term Note Programme

This document constitutes the Pricing Supplement relating to the issue of Notes described herein.

Terms used herein shall be deemed to be defined as such for the purposes of the Terms and Conditions of the Notes (the “**Conditions**”) set forth in the Offering Circular dated 11 January 2023 (the “**Offering Circular**”). This Pricing Supplement contains the final terms of the Notes and must be read in conjunction with such Offering Circular [as so supplemented]. Full information on the Issuer, the Guarantor and the offer of the Notes is only available on the basis of the combination of the Offering Circular[, the Supplemental Offering Circular dated [•]] and this Pricing Supplement.

[N.B. If the Issuer or the Guarantor has prepared any unaudited, but reviewed, condensed consolidated financial statements dated as at a date, or for a period ending, subsequent to the financial statements appearing in the latest Offering Circular, ensure that such financial statements are provided to potential investors of the relevant series of Notes as soon as practicable upon announcement of the deal.]

[The following alternative language applies if the first tranche of an issue which is being increased was issued under an Offering Circular with an earlier date.]

Terms used herein shall be deemed to be defined as such for the purposes of the Conditions set forth in the Offering Circular dated [original date]. This Pricing Supplement contains the final terms of the Notes and must be read in conjunction with the Offering Circular dated [original date] [and the Supplemental Offering Circular dated [•]], save in respect of the Conditions which are extracted from the Offering Circular dated [original date] and are attached hereto. Full information on the Issuer, the Guarantor and the offer of the Notes is only available on the basis of the combination of the Offering Circular[, the Supplemental Offering Circular dated [•]] and this Pricing Supplement.]

[Include whichever of the following apply or specify as “Not Applicable” (N/A). Note that the numbering should remain as set out below, even if “Not Applicable” is indicated for individual paragraphs or sub-paragraphs. Italics denote directions for completing the Pricing Supplement.]

[If the Notes have a maturity of less than one year from the date of their issue, the minimum denomination may need to be £100,000 or its equivalent in any other currency.]

- | | | |
|---|----------------------|--|
| 1 | (i) Issuer: | CSCIF Asia Limited |
| | (ii) Guarantor: | CSC Financial Co., Ltd. (中信建投証券股份有限公司) |
| 2 | (i) Series Number: | [•] |
| | (ii) Tranche Number: | [•] |

(iii)	Date on which the Notes will be consolidated and form a single Series:	The Notes will be consolidated and form a single Series with [identify earlier Tranches] on [the Issue Date/ exchange of the Temporary Global Note for interests in the Permanent Global Note, as referred to in paragraph 34 below, which is expected to occur on or about [date]]/[Not Applicable]
3	Specified Currency or Currencies:	[•]
4	Aggregate Nominal Amount:	
	(i) Series:	[•]
	(ii) Tranche:	[•]
5	(i) Issue Price:	[•] per cent. of the Aggregate Nominal Amount [plus accrued interest from [insert date] (if applicable)]
	(ii) [Net proceeds:	[•]] [<i>Delete for unlisted issuances.</i>]
6	(i) Specified Denominations: ^{2, 3}	[•]
	(ii) Calculation Amount:	[•]
7	(i) Issue Date:	[•]
	(ii) Interest Commencement Date:	[specify/Issue Date/Not Applicable]
8	Maturity Date:	[Fixed rate – specify date/Floating rate – Interest Payment Date falling in or nearest to [specify month]] ⁴
9	Interest Basis:	[[•] per cent. Fixed Rate] [EURIBOR/HIBOR/CNH HIBOR] +/-[•] per cent. Floating Rate] [Zero Coupon] [Index Linked Interest] [Dual Currency Interest] [specify other] (further particulars specified below)

² Notes (including Notes denominated in sterling) in respect of which the issue proceeds are to be accepted by the Issuer in the United Kingdom or whose issue otherwise constitutes a contravention of section 19 of the FSMA and which have a maturity of less than one year and must have a minimum redemption value of £100,000 (or its equivalent in other currencies).

³ If the specified denomination is expressed to be €100,000 or its equivalent and multiples of a lower principal amount (for example €1,000), insert the additional wording as follows: €100,000 and integral multiples of €1,000 in excess thereof up to and including €199,000. No notes in definitive form will be issued with a denomination above €199,000. In relation to any issue of Notes which are a “Global Note exchangeable to Definitive Notes” in circumstances other than in the limited circumstances specified in the Global Note, such Notes may only be issued in denominations equal to, or greater than, €100,000 (or equivalent) and multiples thereof.

⁴ Note that for Renminbi and Hong Kong dollar denominated Fixed Rate Notes where the Interest Payment Dates are subject to modification it will be necessary to use the second option here and the following words should be added: “provided that if any Interest Payment Date falls on a day which is not a Business Day, the Interest Payment Date will be the next succeeding Business Day unless it would thereby fall in the next calendar month in which event the Interest Payment Date shall be brought forward to the immediately preceding Business Day.”

- 10 Redemption/Payment Basis: [Redemption at par]
[Index Linked Redemption]
[Dual Currency Redemption]
[Partly Paid]
[Instalment]
[specify other]
- 11 Change of Interest Basis or Redemption/Payment Basis: [*Specify details of any provision for change of Notes into another Interest Basis or Redemption/Payment Basis*]
[Not Applicable]
- 12 Put/Call Options: Relevant Events Put Option
[Investor Put]⁵
[Issuer Call]
[(further particulars specified below)]
- 13 Rating Maintenance: [Applicable/Not Applicable]
- 14 Date of [Board] approval for issuance of Notes and Guarantee obtained: Issuer's Board Resolutions dated [•] [and Guarantor's Board Resolutions dated [•], respectively]

(N.B. Only relevant where Board (or similar) authorisation is required for the particular tranche of Notes or related Guarantee)
- 15 Regulatory approval for issuance of Notes obtained:⁶ [[•]/None required]
[Date]
- 16 Listing: [The Stock Exchange of Hong Kong Limited/*specify other/None*] (*For Notes to be listed on the HKSE, insert the expected effective listing date of the Notes*)
- 17 Method of distribution: [Syndicated/Non-syndicated]

Provisions Relating to Interest (if any) Payable

- 18 Fixed Rate Note Provisions: [Applicable/Not Applicable]

(If not applicable, delete the remaining subparagraphs of this paragraph)
- (i) Rate[(s)] of Interest: [•] per cent. per annum [payable [annually/semi-annually/quarterly/other (specify)] in arrear]

⁵ For as long as Bearer Notes issued in accordance with TEFRA D are represented by a Temporary Global Note, an Investor Put shall not be available unless the certification required under TEFRA D with respect to non-U.S. beneficial ownership has been received by the Issuer or the Agent.

⁶ If pre-Issue registration with the NDRC is required, the date of the Registration Certificate of Enterprise Foreign Debt should be included.

- (ii) Interest Payment Date(s): [•] in each year [adjusted in accordance with [specify Business Day Convention and any applicable Business Centre(s) for the definition of “Business Day”]/not adjusted]
- (N.B.: This will need to be amended in the case of long or short coupons)*
- (iii) Fixed Coupon Amount(s): [•] per Calculation Amount⁷
(Applicable to Notes in definitive form)
- (iv) Broken Amount(s): (Applicable to Notes in definitive form) [•] per Calculation Amount, payable on the Interest Payment Date falling [in/on] [•]
- (v) Day Count Fraction: [30/360 or Actual/Actual (ICMA/ISDA) or Actual/365 (Fixed)⁸ or [specify other]]
- (vi) Determination Date(s): [•] in each year
- [Insert regular interest payment dates, ignoring issue date or maturity date in the case of a long or short first or last coupon]*
- (N.B.: This will need to be amended in the case of regular interest payment dates which are not of equal duration)*
- (N.B.: Only relevant where Day Count Fraction is Actual/Actual (ICMA))*
- (vii) Other terms relating to the method of calculating interest for Fixed Rate Notes: [None/Give details]
- 19 Floating Rate Note Provisions: [Applicable/Not Applicable] *(If not applicable, delete the remaining sub-paragraphs of this paragraph)*
- (i) Interest Period(s): [•] [[, subject to adjustment in accordance with the Business Day Convention set out in (v) below] [, not subject to any adjustment [, as the Business Day Convention in (v) below is specified to be Not Applicable]]]

⁷ For Renminbi or Hong Kong dollar denominated Fixed Rate Notes where the Interest Payment Dates are subject to modification the following alternative wording is appropriate: “Each Fixed Coupon Amount shall be calculated by multiplying the product of the Rate of Interest and the Calculation Amount by the Day Count Fraction and rounding the resultant figure to the nearest CNY0.01, CNY0.005 being rounded upwards in the case of Renminbi denominated Fixed Rate Notes and to the nearest HK\$0.01, HK\$0.005 for the case of Hong Kong dollar denominated Fixed Rate Notes, being rounded upwards.”

⁸ Applicable to Hong Kong dollar denominated Fixed Rate Notes and Renminbi denominated Fixed Rate Notes.

- (ii) Specified Interest Payment Dates: [•] in each year [[, subject to adjustment in accordance with the Business Day Convention set out in (v) below] [, not subject to any adjustment [, as the Business Day Convention in (v) below is specified to be Not Applicable]]]
- (iii) Interest Period Date: [Not Applicable]/[•] [in each year [, subject to adjustment in accordance with the Business Day Convention set out in (v) below] [, not subject to any adjustment[, as the Business Day Convention in (v) below is specified to be Not Applicable]]] (*Not applicable unless different from Interest Payment Date*)
- (iv) First Interest Payment Date: [•]
- (v) Business Day Convention: [Floating Rate Convention/Following Business Day Convention/Modified Following Business Day Convention/Preceding Business Day Convention/ *specify other*]]
- (vi) Additional Business Centre(s): [•]
- (vii) Manner in which the Rate of Interest and Interest Amount is to be determined: [Screen Rate Determination/ISDA Determination/*specify other*]
- (viii) Party responsible for calculating the Rate of Interest and Interest Amount (if not the Issuing and Paying Agent): [•]
- (ix) Screen Rate Determination:
- Reference Rate: [•]
(Either EURIBOR, HIBOR, CNH HIBOR or other, although additional information is required if other – including fallback provisions in the Agency Agreement)
 - Interest Determination Date(s): [•]
(Second Hong Kong business day prior to the start of each Interest period if CNH HIBOR, first day of each Interest Period if HIBOR and the second day on which the TARGET2 System (or any successor or replacement for that system) is open prior to the start of each Interest Period if EURIBOR)
 - Relevant Screen Page: [•]
(In the case of EURIBOR, if not Reuters EURIBOR01 ensure it is a page which shows a composite rate or amend the fallback provisions appropriately)

- (x) ISDA Determination:
- Floating Rate Option: [•]
 - Designated Maturity: [•]
 - Reset Date: [•]
- (xi) Linear Interpolation: [Note Applicable/Applicable – the Rate of Interest for the [long/short] [first/last] Interest Accrual Period shall be calculated using Linear Interpolation (*specify for each short or long interest period*)]
- (xii) Margin(s): [+/-] [•] per cent. per annum
- (xiii) Minimum Rate of Interest: [•] per cent. per annum
- (xiv) Maximum Rate of Interest: [•] per cent. per annum
- (xv) Day Count Fraction: [Actual/Actual or Actual/Actual (ISDA)
Actual/365(Fixed)
Actual/365(Sterling)
Actual/360
30/360, 360/360 or Bond Basis
30E/360 or Eurobond Basis
30E/360 (ISDA) Other]
(See Condition 5 for alternatives)
- (xvi) Fallback provisions, rounding provisions and any other terms relating to the method of calculating interest on Floating Rate Notes, if different from those set out in the Conditions: [•]
- 20 Zero Coupon Note Provisions: [Applicable/Not Applicable]
- (If not applicable, delete the remaining sub-paragraphs of this paragraph)*
- (i) Amortisation Yield: [•] per cent. per annum
 - (ii) Day Count Fraction: [•]
 - (iii) Any other formula/basis of determining amount payable: [•]
- 21 Index Linked Interest Note Provisions: [Applicable/Not Applicable]
- (If not applicable, delete the remaining sub-paragraphs of this paragraph)*
- (i) Index/Formula: [give or annex details]
 - (ii) Calculation Agent: [•]

- (iii) Party responsible for calculating the Rate of Interest (if not the Calculation Agent) and Interest Amount (if not the Issuing and Paying Agent): [•]
 - (iv) Interest Determination Date(s): [•]
 - (v) Provisions for determining Coupon where calculation by reference to Index and/or Formula is impossible or impracticable: [*need to include a description of market disruption or settlement disruption events and adjustment provisions*]
 - (vi) Interest or calculation period(s): [•]
 - (vii) Specified Period(s)/Specified Interest Payment Dates: [•]
 - (viii) Business Day Convention: [Floating Rate Convention/Following Business Day Convention/Modified Following Business Day Convention/Preceding Business Day Convention/specify other]
 - (ix) Additional Business Centre(s): [•]
 - (x) Minimum Rate of Interest: [•] per cent. per annum
 - (xi) Maximum Rate of Interest: [•] per cent. per annum
 - (xii) Day Count Fraction: [•]
- 22 Dual Currency Interest Note Provisions: [Applicable/Not Applicable]
- (If not applicable, delete the remaining sub-paragraphs of this paragraph)*
- (i) Rate of Exchange/method of calculating Rate of Exchange: [*give or annex details*]
 - (ii) Party, if any, responsible for calculating the principal and/or interest due (if not the Issuing and Paying Agent): [•]
 - (iii) Provisions applicable where calculation by reference to Rate of Exchange impossible or impracticable: [*need to include a description of market disruption or settlement disruption events and adjustment provisions*]
 - (iv) Person at whose option Specified Currency(ies) is/are payable: [•]

Provisions Relating to Redemption

23	Issuer Call:	[Applicable/Not Applicable] <i>(If not applicable, delete the remaining sub-paragraphs of this paragraph)</i>
	(i) Optional Redemption Date(s):	[•]
	(ii) Optional Redemption Amount and method, if any, of calculation of such amount(s):	[[•] per Calculation Amount/specify other/see Appendix]
	(iii) If redeemable in part:	[•]
	(a) Minimum Redemption Amount:	[•]
	(b) Maximum Redemption Amount:	[•]
	(iv) Notice period (if other than as set out in the Conditions):	<i>(N.B. If setting notice periods which are different to those provided in the Conditions, the Issuer is advised to consider the practicalities of distribution of information through intermediaries, for example, clearing systems and custodians, as well as any other notice requirements which may apply, for example, as between the Issuer and the Issuing and Paying Agent or the Trustee)</i>
24	Investor Put:	[Applicable/Not Applicable] <i>(If not applicable, delete the remaining sub-paragraphs of this paragraph)</i>
	(i) Optional Redemption Date(s):	[•]
	(ii) Optional Redemption Amount and method, if any, of calculation of such amount(s):	[[•] per Calculation Amount/specify other/see Appendix]
	(iii) Notice period (if other than as set out in the Conditions):	[•] <i>(N.B. If setting notice periods which are different to those provided in the Conditions, the Issuer is advised to consider the practicalities of distribution of information through intermediaries, for example, clearing systems and custodians, as well as any other notice requirements which may apply, for example, as between the Issuer and the Issuing and Paying Agent or the Trustee)</i>
25	Relevant Events Put:	Condition 6(d) applies
26	Final Redemption Amount:	[[•] per Calculation Amount/specify other/see Appendix]

- 27 Early Redemption Amount payable on redemption for taxation reasons or on event of default and/or the method of calculating the same (if required or if different from that set out in the Conditions): [[•] per Calculation Amount/specify other/see Appendix]

General Provisions Applicable to the Notes

- 28 Form of Notes: [Bearer Notes:

[Temporary Global Note exchangeable for a Permanent Global Note which is exchangeable for Definitive Notes in the limited circumstances specified in the Permanent Global Note]

[Temporary Global Note exchangeable for Definitive Notes on [•] days' notice⁹]

[Permanent Global Note exchangeable for Definitive Notes in the limited circumstances specified in the Permanent Global Note]]
- [Registered Notes:

Global Certificate exchangeable for Individual Note Certificates in the limited circumstances described in the Global Certificate]
- 29 Additional Financial Centre(s) or other special provisions relating to Payment Dates: [Not Applicable/*give details*]

(Note that this paragraph relates to the place of payment and not Interest Period end dates to which sub-paragraphs 18(ii), 19(vi) relate and 21(ix))
- 30 Talons for future Coupons or Receipts to be attached to Definitive Bearer Notes (and dates on which such Talons mature): [Yes/No. *If yes, give details*]
- 31 Details relating to Partly Paid Notes: amount of each payment comprising the Issue Price and date on which each payment is to be made and consequences of failure to pay, including any right of the Issuer to forfeit the Notes and interest due on late payment: [Not Applicable/*give details. N.B.: a new form of Temporary Global Note and/or Permanent Global Note may be required for Partly Paid issues*]

⁹ If the Specified Denominations of the Notes in paragraph 6 includes language substantially to the following effect: “€100,000 and integral multiples of €1,000 in excess thereof up to and including €199,000”, the Temporary Global Note shall not be exchangeable on [•] days' notice.

- 32 Details relating to Instalment Notes:
- (i) Instalment Amount(s): [Not Applicable/give details]
- (ii) Instalment Date(s): [Not Applicable/give details]
- 33 Redenomination applicable: Redenomination [not] applicable
- [(If Redenomination is applicable, specify the applicable Day Count Fraction and any provisions necessary to deal with floating rate interest calculation (including alternative reference rates))]*
- 34 Consolidation provisions: [Not Applicable]/[The provisions annexed to this Pricing Supplement apply]
- 35 Other terms or special conditions: [Not Applicable/give details]

Distribution

- 36 (i) If syndicated, names and addresses of Managers and commitments: [Not Applicable/give names and addresses and commitments]
- (ii) Date of Subscription Agreement: [•]
- (iii) Stabilisation Manager(s) (if any): [Not Applicable/give name]
- 37 If non-syndicated, name of relevant Dealer: [Not Applicable/give name and address]
- 38 Total commission and concession: [•] per cent. of the Aggregate Nominal Amount
- 39 U.S. Selling Restrictions: [Reg. S Category 1/Category 2; TEFRA D/TEFRA C/TEFRA not applicable¹⁰]
- 40 Additional selling restrictions: [Not Applicable/give details]

Operational Information

- 41 Any clearing system(s) other than Euroclear or Clearstream and the relevant identification number(s): [CMU/Not Applicable/give name(s) and number(s)]
- 42 Delivery: Delivery [against/free of] payment
- 43 Additional Paying Agent(s) (if any): [•]
- 44 (i) ISIN: [•]
- (ii) Common Code: [•]

¹⁰ “TEFRA not applicable” is only available for Bearer Notes with a with a term of 365 days or less (taking into account any unilateral extensions and rollovers) or Registered Notes.

- (iii) (insert here any other relevant codes such as a CMU instrument number): [•]
- 45 The aggregate principal amount of Notes issued has been translated into U.S. dollars at the rate of [•], producing a sum of (for Notes not denominated in U.S. dollars): [Not applicable/U.S.\$[•]]
- 46 Ratings: The Notes to be issued have been rated:
 [[•]: [•]]
 [[•]: [•]]
 [[•]: [•]]
- (The above disclosure should reflect the rating allocated to Notes of the type being issued under the Programme generally or, where the issue has been specifically rated, that rating)*

Hong Kong SFC Code of Conduct

- 47 (i) Rebates: [A rebate of [•] bps is being offered by the Issuer or the Guarantor to all private banks for orders they place (other than in relation to Notes subscribed by such private banks as principal whereby it is deploying its own balance sheet for onward selling to investors), payable upon closing of this offering based on the principal amount of the Notes distributed by such private banks to investors. Private banks are deemed to be placing an order on a principal basis unless they inform the CMI otherwise. As a result, private banks placing an order on a principal basis (including those deemed as placing an order as principal) will not be entitled to, and will not be paid, the rebate.]/[Not Applicable]
- (ii) Contact email addresses of the Overall Coordinators where underlying investor information in relation to omnibus orders should be sent: *[Include relevant contact email addresses of the Overall Coordinators where the underlying investor information should be sent – OCs to provide]/[Not Applicable]*
- (iii) Marketing and Investor Targeting Strategy: *[Give details if different from the Offering Circular dated 11 January 2023]*

[USE OF PROCEEDS

Give details if different from the “Use of Proceeds” section in the Offering Circular.]

[STABILISATION

In connection with the issue of any Tranche of Notes, one or more of the Dealers named as Stabilisation Manager(s) (or persons acting on behalf of any Stabilisation Manager(s)) in this Pricing Supplement [provided that [•] shall not be appointed or acting as the Stabilisation Manager]¹¹ may over-allot Notes or effect transactions with a view to supporting the market price of the Notes at a level higher than that which might otherwise prevail. However, stabilisation may not necessarily occur. Any stabilisation action may begin on or after the date on which adequate public disclosure of the terms of the offer of the relevant Tranche of Notes is made and, if begun, may cease at any time, but it must end no later than the earlier of 30 days after the issue date of the relevant Tranche of Notes and 60 days after the date of the allotment of the relevant Tranche of Notes. Any stabilisation action or over-allotment must be conducted by the relevant Stabilisation Manager(s) (or person(s) acting on behalf of any Stabilisation Manager(s)) in accordance with all applicable laws and rules.]

[Listing Application

This Pricing Supplement comprises the final terms required for the issue of Notes described herein pursuant to the U.S.\$3,000,000,000 Guaranteed Medium Term Note Programme of CSCIF Asia Limited.]

Responsibility

The Issuer and the Guarantor accept responsibility for the information contained in this Pricing Supplement.

Signed on behalf of the Issuer:

Signed on behalf of the Guarantor:

By: _____
Duly authorised

By: _____
Duly authorised

¹¹ Include if requested by relevant Manager.

TERMS AND CONDITIONS OF THE NOTES

The following is the text of the terms and conditions that, save for the words in italics and subject to completion and amendment and as supplemented or varied in accordance with the provisions of the relevant Pricing Supplement, shall be applicable to the Notes in definitive form (if any) issued in exchange for the Global Note(s) or the Global Certificate(s) representing each Series. Either (i) the full text of these terms and conditions together with the relevant provisions of the Pricing Supplement or (ii) these terms and conditions as so completed, amended, supplemented or varied (and subject to simplification by the deletion of non-applicable provisions), shall be endorsed on such Bearer Notes or on the Certificates relating to such Registered Notes. All capitalised terms that are not defined in these Conditions will have the meanings given to them in the relevant Pricing Supplement or the Trust Deed. Those definitions will be endorsed on the definitive Notes or Certificates, as the case may be. References in these Conditions to “Notes” are to the Notes of one Series only, not to all Notes that may be issued under the Programme.

The Notes are issued by CSCIF Asia Limited (the “**Issuer**”) and guaranteed by CSC Financial Co., Ltd. (中信建投証券股份有限公司)(the “**Guarantor**”), and are constituted by an amended and restated trust deed dated 11 January 2023 (as amended, restated and/or supplemented from time to time, the “**Trust Deed**”) between the Issuer, the Guarantor and The Hongkong and Shanghai Banking Corporation Limited (the “**Trustee**”, which expression shall, where the context so permits, include all persons for the time being the trustee or trustees under the Trust Deed) as trustee for the Noteholders (as defined below). These terms and conditions (these “**Conditions**”) include summaries of, and are subject to, the detailed provisions of the Trust Deed, which includes the form of the Bearer Notes, Certificates, Receipts, Coupons and Talons referred to below. An amended and restated agency agreement dated 11 January 2023 (as amended, restated and/or supplemented from time to time, the “**Agency Agreement**”) has been entered into in relation to the Notes between the Issuer, the Guarantor, the Trustee, The Hongkong and Shanghai Banking Corporation Limited as initial issuing and paying agent, the CMU lodging and paying agent for Notes to be held in the Central Moneymarkets Unit Service operated by the Hong Kong Monetary Authority (the “**CMU**”) and other agents named therein. The issuing and paying agent, the CMU lodging and paying agent, any other paying agents, the registrar, the transfer agent(s) and the calculation agent(s) for the time being are referred to below respectively as the “**Issuing and Paying Agent**”, the “**CMU Lodging and Paying Agent**”, the “**Paying Agents**” (which expression shall include the Issuing and Paying Agent and the CMU Lodging and the Paying Agent), the “**Registrar**”, the “**Transfer Agents**” (which expression shall include the Registrar) and the “**Calculation Agent(s)**” and collectively, the “**Agents**”. For the purposes of these Conditions, all references to the Issuing and Paying Agent shall, with respect to a Series of Notes to be held in the CMU, be deemed to be a reference to the CMU Lodging and Paying Agent and all such references shall be construed accordingly. Each Tranche (as defined below) of Notes will have the benefit of a deed of guarantee dated on or about the relevant date of issue of the Notes (the “**Issue Date**”) (as amended, restated and/or supplemented from time to time, each a “**Deed of Guarantee**”) entered into between the Guarantor and the Trustee.

Copies of the Trust Deed, the relevant Deed of Guarantee, and the Agency Agreement are available for inspection during usual business hours (being between 9:00 a.m. and 3:00 p.m., Hong Kong time) upon prior written request and proof of holding and identity satisfactory to the Trustee, or as the case may be, the Issuing and Paying Agent at the principal office of the Trustee (presently at Level 24, HSBC Main Building, 1 Queen’s Road, Central, Hong Kong) and at the specified office of the Issuing and Paying Agent.

The Noteholders, the holders of the interest coupons (the “**Coupons**”) relating to interest bearing Notes in bearer form and, where applicable in the case of such Notes, talons for further Coupons (the “**Talons**”) (the “**Couponholders**”) and the holders of the receipts for the payment of instalments of principal (the “**Receipts**”) relating to Notes in bearer form of which the principal is payable in instalments (the “**Receiptholders**”) are entitled to the benefit of, are bound by, and are deemed to have notice of, all the provisions of the Trust Deed and the relevant Deed of Guarantee and are deemed to

have notice of those provisions applicable to them of the Agency Agreement. The statements in these Conditions include summaries of, and are subject to, the detailed provisions of the Trust Deed, the relevant Deed of Guarantee and the Agency Agreement.

As used in these Conditions, “**Tranche**” means Notes which are identical in all respects, and “**Series**” means a Tranche of Notes together with any further Tranche or Tranches of Notes which are (a) expressed to be consolidated and form a single series with such Tranche of Notes and (b) identical in all respects (or in all respects except for the Issue Date, the issue price, the first payment of interest on them, the timing for submission of the NDRC Post-Issue Filing (if applicable) and the timing for completion of the Cross-border Security Registration).

All capitalised terms that are not defined in these Conditions will have the meanings given to them in the relevant Pricing Supplement or the Trust Deed.

1 Form, Denomination and Title

The Notes are issued in bearer form (“**Bearer Notes**”) or in registered form (“**Registered Notes**”) in each case in the Specified Denomination(s) shown hereon.

This Note is a Fixed Rate Note, a Floating Rate Note, a Zero Coupon Note, an Index Linked Interest Note, an Index Linked Redemption Note, an Instalment Note, a Dual Currency Note or a Partly Paid Note, a combination of any of the foregoing or any other kind of Note, depending upon the Interest and Redemption/Payment Basis shown hereon.

Bearer Notes are serially numbered and are issued with Coupons (and, where appropriate, a Talon) attached, save in the case of Zero Coupon Notes in which case references to interest (other than in relation to interest due after the Maturity Date), Coupons and Talons in these Conditions are not applicable. Instalment Notes are issued with one or more Receipts attached.

Registered Notes are represented by registered certificates (“**Certificates**”) and, save as provided in Condition 2(c), each Certificate shall represent the entire holding of Registered Notes by the same holder.

Title to the Bearer Notes and the Receipts, Coupons and Talons shall pass by delivery. Title to the Registered Notes shall pass by registration in the register that the Issuer shall procure to be kept by the Registrar in accordance with the provisions of the Agency Agreement (the “**Register**”). Except as ordered by a court of competent jurisdiction or as required by law, the holder (as defined below) of any Note, Receipt, Coupon or Talon shall be deemed to be and may be treated as its absolute owner for all purposes whether or not it is overdue and regardless of any notice of ownership, trust or an interest in it, any writing on it (or on the Certificate representing it) or its theft or loss (or that of the relevant Certificate) and no person shall be liable for so treating the holder.

In these Conditions, “**Noteholder**” means the bearer of any Bearer Note and the Receipts relating to it or the person in whose name a Registered Note is registered (as the case may be), “**holder**” (in relation to a Note, Receipt, Coupon or Talon) means the bearer of any Bearer Note, Receipt, Coupon or Talon or the person in whose name a Registered Note is registered (as the case may be) and capitalised terms have the meanings given to them hereon, the absence of any such meaning indicating that such term is not applicable to the Notes.

2 No Exchange of Notes, Transfers of Registered Notes and Certificates

- (a) **No Exchange of Notes:** Registered Notes may not be exchanged for Bearer Notes. Bearer Notes of one Specified Denomination may not be exchanged for Bearer Notes of another Specified Denomination. Bearer Notes may not be exchanged for Registered Notes.

- (b) **Transfer of Registered Notes:** One or more Registered Notes may, subject to Conditions 2(b) and 2(f), be transferred upon the surrender (at the specified office of the Registrar or any other Transfer Agent) of the Certificate representing such Registered Notes to be transferred, together with the form of transfer endorsed on such Certificate (or another form of transfer substantially in the same form and containing the same representations and certifications (if any), unless otherwise agreed by the Issuer), duly completed and executed and any other evidence as the Registrar or such Transfer Agent may require. In the case of a transfer of part only of a holding of Registered Notes represented by one Certificate, a new Certificate shall be issued to the transferee in respect of the part transferred and a further new Certificate in respect of the balance of the holding not transferred shall be issued to the transferor. All transfers of Notes and entries on the Register will be made in accordance with the detailed regulations concerning transfers of Notes scheduled to the Agency Agreement (the “**Regulations**”). The Regulations may be changed by the Issuer, with the prior written approval of the Registrar and the Trustee, or by the Registrar, with the prior written approval of the Trustee. A copy of the current Regulations will be made available by the Registrar to any Noteholder upon written request and proof of holding and identity satisfactory to the Registrar.
- (c) **Exercise of Options or Partial Redemption in Respect of Registered Notes:** In the case of an exercise of an Issuer’s or Noteholders’ option in respect of, or a partial redemption of, a holding of Registered Notes represented by a single Certificate, a new Certificate shall be issued to the holder to reflect the exercise of such option or in respect of the balance of the holding not redeemed. In the case of a partial exercise of an option resulting in Registered Notes of the same holding having different terms, separate Certificates shall be issued in respect of those Registered Notes of that holding that have the same terms. New Certificates shall only be issued against surrender of the existing Certificates to the Registrar or any other Transfer Agent. In the case of a transfer of Registered Notes to a person who is already a holder of Registered Notes, a new Certificate representing the enlarged holding shall only be issued against surrender of the Certificate representing the existing holding.
- (d) **Delivery of New Certificates:** Each new Certificate to be issued pursuant to Conditions 2(b) or 2(c) shall be available for delivery within seven business days of receipt of a duly completed form of transfer or Put Exercise Notice (as defined in Condition 6(d)) or Exercise Notice (as defined in Condition 6(f)) and surrender of the Certificate for exchange. Delivery of the new Certificate(s) shall be made at the specified office of any Transfer Agent or of the Registrar (as the case may be) to whom delivery or surrender of such form of transfer, Put Exercise Notice, Exercise Notice or Certificate shall have been made or, at the option of the holder making such delivery or surrender as aforesaid and as specified in the relevant form of transfer, Put Exercise Notice, Exercise Notice or otherwise in writing, be mailed by uninsured post at the risk of the holder entitled to the new Certificate (but free of charge to the holder and at the Issuer’s expense) to such address as may be so specified, unless such holder requests otherwise and pays in advance to the relevant Transfer Agent or the Registrar (as the case may be) the costs of such other method of delivery and/or such insurance as it may specify. In this Condition 2(d), “**business day**” means a day, other than a Saturday, Sunday or public holiday, on which banks are open for business in the place of the specified office of the relevant Transfer Agent or the Registrar (as the case may be).
- (e) **Transfers Free of Charge:** Transfers of Registered Notes and Certificates on registration, transfer, exercise of an option or partial redemption shall be effected without charge by or on behalf of the Issuer, the Registrar or any other Transfer Agent, but upon (i) payment by the relevant Noteholder of any tax, duties or other governmental charges that may be imposed in relation to it (or the giving of such indemnity and/or security and/or prefunding as the Registrar or the relevant Transfer Agent may require); (ii) the Registrar or the relevant

Transfer Agent being satisfied in its absolute discretion with the documents of title or identity of the person making the application; and (iii) the Registrar or the relevant Agent being satisfied that the Regulations have been complied with.

- (f) **Closed Periods:** No Noteholder may require the transfer of a Registered Note to be registered (i) during the period of 15 days ending on (and including) the due date for redemption of, or payment of any Instalment Amount in respect of, that Note, (ii) after the exercise of the put option in Condition 6(d), (iii) after the exercise of the put option in Condition 6(f), (iv) during the period of 15 days prior to any date on which Notes may called for redemption in part by the Issuer at its option pursuant to Condition 6(e), (v) after any such Note has been called for redemption, or (vi) during the period of seven days ending on (and including) any Record Date (as defined in Condition 7(c)(i)).

3 Guarantee and Status

- (a) **Status of Notes:** The Notes and any Receipts and Coupons relating to them constitute direct, unsubordinated, unconditional and (subject to Condition 4(a)) unsecured obligations of the Issuer and shall at all times rank *pari passu* and without any preference among themselves. The payment obligations of the Issuer under the Notes and the Receipts and the Coupons relating to them shall, save for such exceptions as may be provided by applicable law and subject to Condition 4(a), at all times rank at least equally with all other present and future unsecured and unsubordinated obligations of the Issuer.
- (b) **Guarantee:** The Guarantor will in respect of each Tranche of Notes pursuant to the relevant Deed of Guarantee unconditionally and irrevocably guarantee the due payment of all sums expressed to be payable by the Issuer under the Trust Deed, the Notes and, if applicable, the Receipts and the Coupons (the “**Guarantee**”). The payment obligations of the Guarantor under the Guarantee shall, save for such exceptions as may be provided by applicable law and subject to Condition 4(a), at all times rank at least equally with all other present and future unsecured and unsubordinated obligations of the Guarantor.

4 Negative Pledge and Other Covenants

- (a) **Negative Pledge:**

So long as any Note or Coupon remains outstanding (as defined in the Trust Deed), neither the Issuer nor the Guarantor will, and each of the Issuer and the Guarantor shall ensure that none of their respective Principal Subsidiaries will, create or, have outstanding, any mortgage, charge, lien, pledge or other security interest upon the whole or any part of its present or future undertaking, assets or revenues (including any uncalled capital) at any time, with a book value exceeding 7.5 per cent. of the Consolidated Total Assets of the Guarantor in the aggregate, now owned or hereafter acquired, to secure any Relevant Indebtedness or to secure any guarantee or indemnity in respect of any Relevant Indebtedness, without at the same time or prior thereto according to the relevant Notes and the Coupons the same security as is created or subsisting to secure any such Relevant Indebtedness, guarantee or indemnity or such other security as (i) the Trustee shall in its absolute discretion deem not materially less beneficial to the interest of the Noteholders or (ii) shall be approved by an Extraordinary Resolution (as defined in the Trust Deed) of the Noteholders.

(b) **Undertakings in relation to the Guarantee:**

- (i) For the benefit of each Tranche of the Notes to be issued in accordance with these Conditions and the Trust Deed, the Guarantor shall execute a Deed of Guarantee in connection with such Tranche substantially in the form attached to the Trust Deed on the relevant Issue Date;
- (ii) The Guarantor shall:
 - (A) register or cause to be registered with SAFE the relevant Deed of Guarantee within the prescribed timeframe after its execution in accordance with the Foreign Exchange Administration Rules on Cross-border Security (跨境擔保外匯管理規定) of the PRC (the “**Cross-border Security Registration**”);
 - (B) use all reasonable endeavours to complete the Cross-border Security Registration on or before the relevant Registration Deadline and obtain the relevant SAFE registration certificate relating to such Cross-border Security Registration (or any other document evidencing completion of the Cross-border Security Registration);
 - (C) deliver to the Trustee on or before the relevant Registration Deadline (x) a certificate in English substantially in the form set out in the Trust Deed signed by an Authorised Signatory of the Guarantor confirming the completion of the Cross-border Security Registration in connection with the relevant Deed of Guarantee, and (y) a copy of the relevant SAFE registration certificate relating to the Cross-border Security Registration (or any other document evidencing completion of the Cross-border Security Registration), each certified in English as a true and complete copy of the original by an Authorised Signatory of the Guarantor (the items specified in (x) and (y) together, the “**SAFE Registration Documents**”);
 - (D) comply with all applicable PRC laws and regulations in relation to the Guarantee; and
 - (E) procure the giving of notice to Noteholders in accordance with Condition 16, within 14 calendar days after the SAFE Registration Documents are delivered to the Trustee, confirming the completion of the Cross-border Security Registration.

(c) **Financial Information:** For so long as any Note or Coupon remains outstanding:

- (i) the Guarantor will furnish the Trustee with (A) a Compliance Certificate of the Guarantor (on which the Trustee may rely conclusively as to such compliance and shall not be liable to any Noteholder or any other person for such reliance) and a copy of the relevant Audited Financial Reports within 120 days of the end of each Relevant Period prepared in accordance with the International Financial Reporting Standards (“**IFRS**”) (audited by an internationally recognised firm of independent accountants) of the Guarantor and its Subsidiaries and if such statements shall be in the Chinese language, together with an English translation of the same translated by (aa) an internationally recognised firm of independent accountants or (bb) a professional translation service provider and checked by an internationally recognised firm of independent accountants, together with a certificate in English signed by an Authorised Signatory of the Guarantor certifying that such translation is complete and accurate; and (B) a copy of the Unaudited Financial Reports within 120 days of the end of each Relevant Period prepared on a basis consistent with the audited consolidated financial statements of the Guarantor and its Subsidiaries and if such statements shall be in the Chinese language, together with an English translation of the same and translated by (aa) an internationally recognised firm of independent accountants or (bb) a professional translation service

provider and checked by an internationally recognised firm of independent accountants, together with a certificate in English signed by an authorised signatory of the Guarantor certifying that such translation is complete and accurate; provided that, if at any time the capital stock of the Guarantor is listed for trading on a recognised stock exchange, the Guarantor may furnish the Trustee with, as soon as they are available but in any event not more than 14 calendar days after any financial or other reports of the Guarantor in English are filed with the exchange on which the Guarantor capital stock is at such time listed for trading, true and correct copies of any financial or other report filed with such exchange in lieu of the reports identified in Condition 4(c)(i)(A) and 4(c)(i)(B) above;

- (ii) the Issuer will furnish the Trustee with a Compliance Certificate of the Issuer (on which the Trustee may rely conclusively as to such compliance and shall not be liable to any Noteholder or any other person for such reliance) within 120 of the last day of the Guarantor's financial year (being 31 December of that financial year); and
 - (iii) each of the Issuer and the Guarantor shall furnish the Trustee with a Compliance Certificate within 14 days of any request therefor from the Trustee, and the Trustee may rely conclusively on any Compliance Certificate provided as contemplated in this paragraph and shall not be liable to any Noteholder or any other person for doing so.
- (d) **Rating Maintenance:** Where Rating Maintenance is specified hereon, so long as any Note remains outstanding (as defined in the Trust Deed), save with the approval of an Extraordinary Resolution (as defined in the Trust Deed) of the Noteholders, the Issuer and the Guarantor undertake that they will maintain a rating on the Notes by a Rating Agency.
- (e) **Issuer Activities:** The Issuer shall not, and the Guarantor will procure that the Issuer will not, carry on any business activity whatsoever other than in connection with the Notes, the Receipts and the Coupons (such activities in connection with the Notes, the Receipts and the Coupons shall, for the avoidance of doubt, include (i) establishment and maintenance of the Programme, (ii) the offering, sale or issuance of the Notes, the Receipts and the Coupons under the Programme or other bonds or notes which are, or are capable of being listed, quoted or traded on any stock exchange or in any securities market (including, without limitation, any over-the-counter market) outside the PRC, the on-lending of the proceeds therefrom to the Guarantor or any of the Guarantor's other Subsidiaries and any other activities reasonably incidental thereto; and (iii) the activities directly related to the establishment and/or maintenance of the Issuer's corporate existence).
- (f) **NDRC:** In relation to each Tranche of Notes where the NDRC Circular is applicable, the Guarantor undertakes that, it will submit the NDRC Post-Issue Filing and, as soon as reasonably practicable after such submission, provide the Trustee with (i) a certificate in English substantially in the form set out in the Trust Deed signed by an Authorised Signatory of the Guarantor confirming the submission of the NDRC Post-Issue Filing; and (ii) a copy of the NDRC Post-Issue Filing setting out the particulars of filing (or any other document evidencing the submission of the NDRC Post-Issue Filing), in each case certified in English as a true and complete copy of the original by an Authorised Signatory of the Guarantor.
- (g) **Trustee Reliance:** The Trustee shall be entitled to conclusively rely on or act in reliance on any certificate, notice or document received by it as contemplated in this Condition 4 as sufficient evidence of the facts and/or matters stated therein and shall not be liable to any Noteholder and/or Couponholder or any other person for so doing.

The Trustee shall have no obligation or duty to monitor or ensure or to assist with the filing or registration of the Notes or the relevant Deed of Guarantee with SAFE on or before the Registration Deadline or the NDRC Post-Issue Filing within the timeframe specified in

Condition 4(f) or to verify the accuracy, completeness, validity and/or genuineness of any documents in relation to or in connection with the Cross-border Security Registration and/or the NDRC Post-Issue Filing and/or the SAFE Registration Documents and/or the information and documents filed with the NDRC in the course of the NDRC Post-Issue Filing and/or the documents evidencing the NDRC Post-Issue Filing (if any) or to procure that any SAFE Registration Document or any other certificate, confirmation, information or document filed with the NDRC in the course of the NDRC Post-Issue Filing not in English is translated into English or, if any English translation of any document is provided or retained, to verify the accuracy of any English translation of any SAFE Registration Document or any other certificate, confirmation or document or to give notice to the Noteholders confirming the completion of the Cross-border Security Registration and/or the NDRC Post-Issue Filing, and shall not be liable to Noteholders or any other person for not doing so.

In these Conditions:

“**Audited Financial Reports**” means annual audited consolidated balance sheet, income statement, statement of cash flows and statements of changes in owners’ equity of the Guarantor together with any statements, reports (including any directors’ and auditors’ reports) and notes attached to or intended to be read with any of them;

“**Compliance Certificate**” means a certificate in English and substantially in the form set out in the Trust Deed of each of the Issuer and the Guarantor (as the case may be) signed by any one of their respective Authorised Signatories that, having made all reasonable enquiries, to the best of the knowledge, information and belief of the Issuer or the Guarantor (as the case may be) as at a date (the “**Certification Date**”) not more than five days before the date of the certificate:

- (i) no Event of Default or Potential Event of Default had occurred since the Certification Date of the last such certificate or (if none) the date of the Trust Deed or, if such an event had occurred, giving details of it; and
- (ii) each of the Issuer and the Guarantor (as the case may be) has complied with all its obligations under the Trust Deed, the relevant Deed of Guarantee and the Notes or, if non-compliance had occurred, giving details of it;

“**Consolidated Total Assets**” means, as of any date, the consolidated total assets less the sum of (i) cash held on behalf of customers and (ii) customers’ refundable deposits of the Guarantor, each measured in accordance with IFRS as of the balance sheet date of the most recent Audited Financial Reports published or furnished by the Guarantor under Condition 4(c)(i) or, if later, the most recent Unaudited Financial Reports published or furnished by the Guarantor under Condition 4(c)(i);

“**Hong Kong**” means the Hong Kong Special Administrative Region of the People’s Republic of China;

“**Macau**” means the Macau Special Administrative Region of the People’s Republic of China;

“**NDRC**” means the National Development and Reform Commission of the PRC or its local counterparts;

“**NDRC Circular**” means the Circular on Promoting the Reform of the Administrative System on the Issuance by Enterprises of Foreign Debt Filings and Registrations (國家發展改革委關於推進企業發行外債備案登記制管理改革的通知(發改外資[2015]2044號)) issued

by the NDRC and which came into effect on 14 September 2015 and any implementation rules, reports, certificates or guidelines as may be issued by the NDRC prior to the submission of such filing, as supplemented and amended from time to time;

“**NDRC Post-Issue Filing**” means the filing of the requisite information and documents with the NDRC within the prescribed timeframe after the relevant Issue Date of the Notes in accordance with the NDRC Circular;

“**Potential Event of Default**” means an event or circumstance which could with the giving of notice, lapse of time, issue of a certificate and/or fulfilment of any other requirement provided for in Condition 10 become an Event of Default;

“**PRC**” means the People’s Republic of China which, for the purposes of these Conditions, shall not include Hong Kong, Macau and Taiwan;

“**Rating Agency**” means (i) S&P Global Ratings, (ii) Moody’s Investors Service, Inc., or (iii) Fitch Ratings Ltd., and their respective successors.

“**Registration Business Day**” means a day, other than a Saturday, Sunday or a day on which SAFE is authorised or obligated by law or executive order to remain closed;

“**Registration Deadline**” means the day falling 90 Registration Business Days after the relevant Issue Date of the Notes;

“**Relevant Indebtedness**” means any present or future indebtedness incurred outside the PRC which is in the form of or represented by any bond, note, debenture, debenture stock, loan stock, or other securities which is, or is capable of being, listed, quoted or traded on any stock exchange or in any securities market (including, without limitation, any over-the-counter market) and has a final maturity of one year or more from its date of incurrence or issuance (which, for the avoidance of doubt, does not include bilateral loans, syndicated loans or club deal loans) and shall not include any structured product which is issued in the ordinary course of business and is not issued for capital raising purposes (in the event of a dispute, the Trustee may rely without inquiry on a certificate signed in good faith by any Authorised Signatory of the Issuer or the Guarantor, as the case may be, stating whether any structured product is or is not issued in the ordinary course of business and/or for capital raising purposes);

“**Relevant Period**” means (i) in relation to each of the Audited Financial Reports, each period of twelve months ending on the last day of their respective financial year (being 31 December of that financial year); and (ii) in relation to the Unaudited Financial Reports, each period of six months ending on the last day of its first half financial year (being 30 June of that financial year);

“**SAFE**” means the Beijing Branch of the State Administration of Foreign Exchange of the PRC;

a “**Subsidiary**” of any person means (a) any company or other business entity of which that person owns or controls (either directly or through one or more other Subsidiaries) more than 50 per cent. of the issued share capital or other ownership interest having ordinary voting power to elect directors, managers or trustees of such company or other business entity, or (b) any company or other business entity which at any time has its accounts consolidated with those of that person or which, under the laws, regulations or generally accepted accounting principles of the jurisdiction of incorporation of such person from time to time, should have its accounts consolidated with those of that person; and

“**Unaudited Financial Reports**” means semi-annual (or any other interim reporting period required by applicable law or regulations) unaudited and unreviewed consolidated balance sheet, income statement, statement of cash flows and statements of changes in owners’ equity of the Guarantor together with any statements, reports (including any directors’ and auditors’ reports) and notes attached to or intended to be read with any of them.

5 Interest and other Calculations

(a) **Interest on Fixed Rate Notes:** Each Fixed Rate Note bears interest on its outstanding nominal amount from and including the Interest Commencement Date at the rate per annum (expressed as a percentage) equal to the Rate of Interest, such interest being payable in arrear on each Interest Payment Date. The amount of interest payable shall be determined in accordance with Condition 5(h).

(b) **Interest on Floating Rate Notes and Index Linked Interest Notes:**

(i) **Interest Payment Dates:** Each Floating Rate Note and Index Linked Interest Note bears interest on its outstanding nominal amount from and including the Interest Commencement Date at the rate per annum (expressed as a percentage) equal to the Rate of Interest, such interest being payable in arrear on each Interest Payment Date. The amount of interest payable shall be determined in accordance with Condition 5(h). Such Interest Payment Date(s) is/are either shown hereon as Specified Interest Payment Dates or, if no Specified Interest Payment Date(s) is/are shown hereon, “**Interest Payment Date**” shall mean each date which falls the number of months or other period shown hereon as the Interest Period after the preceding Interest Payment Date or, in the case of the first Interest Payment Date, after the Interest Commencement Date.

(ii) **Business Day Convention:** If any date referred to in these Conditions that is specified to be subject to adjustment in accordance with a Business Day Convention would otherwise fall on a day that is not a Business Day, then, if the Business Day Convention specified is (A) the Floating Rate Business Day Convention, such date shall be postponed to the next day that is a Business Day unless it would thereby fall into the next calendar month, in which event (x) such date shall be brought forward to the immediately preceding Business Day and (y) each subsequent such date shall be the last Business Day of the month in which such date would have fallen had it not been subject to adjustment, (B) the Following Business Day Convention, such date shall be postponed to the next day that is a Business Day, (C) the Modified Following Business Day Convention, such date shall be postponed to the next day that is a Business Day unless it would thereby fall into the next calendar month, in which event such date shall be brought forward to the immediately preceding Business Day or (D) the Preceding Business Day Convention, such date shall be brought forward to the immediately preceding Business Day.

(iii) **Rate of Interest for Floating Rate Notes:** The Rate of Interest in respect of Floating Rate Notes for each Interest Accrual Period shall be determined in the manner specified hereon and the provisions below relating to either ISDA Determination or Screen Rate Determination shall apply, depending upon which is specified hereon.

(A) ISDA Determination for Floating Rate Notes

Where ISDA Determination is specified hereon as the manner in which the Rate of Interest is to be determined, the Rate of Interest for each Interest Accrual Period shall be determined by the Calculation Agent as a rate equal to the relevant ISDA Rate. For the purposes of this sub-paragraph (A), “**ISDA Rate**” for an Interest

Accrual Period means a rate equal to the Floating Rate that would be determined by the Calculation Agent under a Swap Transaction under the terms of an agreement incorporating the ISDA Definitions and under which:

- (x) the Floating Rate Option is as specified hereon;
- (y) the Designated Maturity is a period specified hereon; and
- (z) the relevant Reset Date is the first day of that Interest Accrual Period unless otherwise specified hereon.

For the purposes of this sub-paragraph (A), “**Floating Rate**”, “**Calculation Agent**”, “**Floating Rate Option**”, “**Designated Maturity**”, “**Reset Date**” and “**Swap Transaction**” have the meanings given to those terms in the ISDA Definitions.

(B) Screen Rate Determination for Floating Rate Notes

- (x) Where Screen Rate Determination is specified hereon as the manner in which the Rate of Interest is to be determined, the Rate of Interest for each Interest Accrual Period will, subject as provided below, be either:
 - (1) the offered quotation; or
 - (2) the arithmetic mean of the offered quotations,

(expressed as a percentage rate per annum) for the Reference Rate which appears or appear, as the case may be, on the Relevant Screen Page as at either 11.00 a.m. (Brussels time in the case of EURIBOR or Hong Kong time in the case of HIBOR) or 11.15 a.m. (Hong Kong time) or if, at or around that time it is notified that the fixing will be published at 2.30 p.m. (Hong Kong time), then as of 2.30 p.m. (in the case of CNH HIBOR) on the Interest Determination Date in question as determined by the Calculation Agent. If five or more of such offered quotations are available on the Relevant Screen Page, the highest (or, if there is more than one such highest quotation, one only of such quotations) and the lowest (or, if there is more than one such lowest quotation, one only of such quotations) shall be disregarded by the Calculation Agent for the purpose of determining the arithmetic mean of such offered quotations.

If the Reference Rate from time to time in respect of Floating Rate Notes is specified hereon as being other than EURIBOR or HIBOR or CNH HIBOR, the Rate of Interest in respect of such Notes will be determined as provided hereon.

- (y) if the Relevant Screen Page is not available or if, sub-paragraph (x)(1) above applies and no such offered quotation appears on the Relevant Screen Page or if sub-paragraph (x)(2) above applies and fewer than three such offered quotations appear on the Relevant Screen Page in each case as at the time specified above, subject as provided below, the Issuer shall request, if the Reference Rate is EURIBOR, the principal Euro-zone office of each of the Reference Banks or, if the Reference Rate is HIBOR or CNH HIBOR, the principal Hong Kong office of each of the Reference Banks, to provide the Issuer with its offered quotation (expressed as a percentage rate per annum) for the Reference Rate if the Reference Rate is EURIBOR, at approximately

11.00 a.m. (Brussels time) or, if the Reference Rate is HIBOR or CNH HIBOR, at approximately 11.00 a.m. (Hong Kong time) on the Interest Determination Date in question, and such offered quotations shall be notified by the Issuer to the Calculation Agent. If two or more of the Reference Banks provide the Issuer with such offered quotations, the Rate of Interest for such Interest Accrual Period shall be the arithmetic mean of such offered quotations as determined by the Calculation Agent; and

- (z) if paragraph (y) above applies and the Issuer determines that fewer than two Reference Banks are providing offered quotations, subject as provided below, the Rate of Interest shall be the arithmetic mean of the rates per annum (expressed as a percentage) as communicated to (and at the request of) the Issuer by the Reference Banks or any two or more of them, at which such banks were offered, if the Reference Rate is EURIBOR, at approximately 11.00 a.m. (Brussels time) or, if the Reference Rate is HIBOR or CNH HIBOR, at approximately 11.00 a.m. (Hong Kong time) on the relevant Interest Determination Date, deposits in the Specified Currency for a period equal to that which would have been used for the Reference Rate by leading banks in, if the Reference Rate is EURIBOR, the Euro-zone inter-bank market, or, if the Reference Rate is HIBOR or CNH HIBOR, the Hong Kong inter-bank market, as the case may be, or, if fewer than two of the Reference Banks provide the Issuer with such offered rates, the offered rate for deposits in the Specified Currency for a period equal to that which would have been used for the Reference Rate, or the arithmetic mean of the offered rates for deposits in the Specified Currency for a period equal to that which would have been used for the Reference Rate, at which, if the Reference Rate is EURIBOR, at approximately 11.00 a.m. (Brussels time), or, if the Reference Rate is HIBOR or CNH HIBOR, at approximately 11.00 a.m. (Hong Kong time) on the relevant Interest Determination Date, any one or more banks (which bank or banks is or are in the opinion of the Issuer suitable for such purpose) informs the Issuer it is quoting to leading banks in, if the Reference Rate is EURIBOR, the Euro-zone inter-bank market, or, if the Reference Rate is HIBOR or CNH HIBOR, the Hong Kong inter-bank market, as the case may be, and such offered rates shall be notified by the Issuer to the Calculation Agent, provided that, if the Rate of Interest cannot be determined in accordance with the foregoing provisions of this paragraph, the Rate of Interest shall be determined as at the last preceding Interest Determination Date (though substituting, where a different Margin or Maximum Rate of Interest or Minimum Rate of Interest is to be applied to the relevant Interest Accrual Period from that which applied to the last preceding Interest Accrual Period, the Margin or Maximum Rate of Interest or Minimum Rate of Interest relating to the relevant Interest Accrual Period, in place of the Margin or Maximum Rate of Interest or Minimum Rate of Interest relating to that last preceding Interest Accrual Period).

(C) Benchmark Discontinuation

(x) Independent Adviser

If a Benchmark Event occurs in relation to an Original Reference Rate when any Rate of Interest (or any component part thereof) remains to be determined by reference to such Original Reference Rate the Issuer shall use its reasonable endeavours to appoint an Independent Adviser, as soon as reasonably practicable, to determine a Successor Rate, failing which an

Alternative Rate (in accordance with Condition 5(b)(C)(y)) and, in either case, an Adjustment Spread and any Benchmark Amendments (in accordance with Condition 5(b)(C)(aa)). In making such determination, the Independent Adviser appointed pursuant to this Condition 5(b)(C) shall act in good faith and in a commercially reasonable manner as an expert. In the absence of bad faith or fraud, the Independent Adviser shall have no liability whatsoever to the Issuer, the Guarantor, the Trustee, the Paying Agents, the Noteholders, the Receiptholders or the Couponholders for any determination made by it, pursuant to this Condition 5(b)(C).

If (1) the Issuer is unable to appoint an Independent Adviser; or (2) the Independent Adviser appointed by it fails to determine a Successor Rate or, failing which, an Alternative Rate in accordance with this Condition 5(b)(C)(x) prior to the date which is 10 business days prior to the relevant Interest Determination Date, the Rate of Interest applicable to the next succeeding Interest Accrual Period shall be equal to the Rate of Interest last determined in relation to the Notes in respect of the immediately preceding Interest Accrual Period. If there has not been a first Interest Payment Date, the Rate of Interest shall be the initial Rate of Interest. Where a different Margin or Maximum Rate of Interest or Minimum Rate of Interest is to be applied to the relevant Interest Accrual Period from that which applied to the last preceding Interest Accrual Period, the Margin or Maximum or Minimum Rate of Interest relating to the relevant Interest Accrual Period shall be substituted in place of the Margin or Maximum or Minimum Rate of Interest relating to that last preceding Interest Accrual Period. For the avoidance of doubt, this paragraph shall apply to the relevant next succeeding Interest Accrual Period only and any subsequent Interest Accrual Periods are subject to the subsequent operation of, and to adjustment as provided in, the first paragraph of this Condition 5(b)(C)(x).

(y) Successor Rate or Alternative Rate

If the Independent Adviser, determines that:

- (1) there is a Successor Rate, then such Successor Rate and the applicable Adjustment Spread shall subsequently be used in place of the Original Reference Rate to determine the Rate of Interest (or the relevant component part thereof) for all future payments of interest on the Notes (subject to the operation of this Condition 5(b)(C)); or
- (2) there is no Successor Rate but that there is an Alternative Rate, then such Alternative Rate and the applicable Adjustment Spread shall subsequently be used in place of the Original Reference Rate to determine the Rate of Interest (or the relevant component part thereof) for all future payments of interest on the Notes (subject to the operation of this Condition 5(b)(C)).

(z) Adjustment Spread

The Adjustment Spread (or the formula or methodology for determining the Adjustment Spread) shall be applied to the Successor Rate or the Alternative Rate (as the case may be). If the Independent Adviser is unable to determine the quantum of, or a formula or methodology for determining, such Adjustment Spread, then the Successor Rate or Alternative Rate (as applicable) will apply without an Adjustment Spread.

(aa) Benchmark Amendments

If any Successor Rate or Alternative Rate and, in either case, the applicable Adjustment Spread is determined in accordance with this Condition 5(b)(C) and the Independent Adviser, determines (1) that amendments to these Conditions, the Trust Deed and/or the Agency Agreement are necessary to ensure the proper operation of such Successor Rate or Alternative Rate and/or (in either case) the applicable Adjustment Spread (such amendments, the “**Benchmark Amendments**”) and (2) the terms of the Benchmark Amendments, then the Issuer shall, subject to giving notice thereof in accordance with Condition 5(b)(C)(bb), without any requirement for the consent or approval of Noteholders, vary these Conditions, the Trust Deed and/or the Agency Agreement to give effect to such Benchmark Amendments with effect from the date specified in such notice.

At the request of the Issuer, but subject to receipt by the Trustee of a certificate signed by an Authorised Signatory of the Issuer pursuant to Condition 5(b)(C)(bb), the Trustee shall (at the expense of the Issuer), without any requirement for the consent or approval of the Noteholders, be obliged to concur with the Issuer in effecting any Benchmark Amendments (including, *inter alia*, by the execution of a deed supplemental to or amending the Trust Deed), provided that the Trustee shall not be obliged so to concur if in the opinion of the Trustee doing so would impose more onerous obligations upon it or expose it to any additional duties, responsibilities or liabilities or reduce or amend the protective provisions afforded to the Trustee in these Conditions or the Trust Deed (including, for the avoidance of doubt, any supplemental trust deed) in any way.

Notwithstanding any other provision of this Condition 5(b)(C), the Calculation Agent or any Paying Agent is not obliged to concur with the Issuer or the Independent Adviser in respect of any changes or amendments as contemplated under this Condition 5(b)(C) to which, in the sole opinion of the Calculation Agent or the relevant Paying Agent, as the case may be, would impose more onerous obligations upon it or expose it to any additional duties, responsibilities or liabilities or reduce or amend the protective provisions afforded to the Calculation Agent or the relevant Paying Agent (as applicable) in the Agency Agreement and/or these Conditions.

In connection with any such variation in accordance with this Condition 5(b)(C)(aa), the Issuer shall comply with the rules of any stock exchange on which the Notes are for the time being listed or admitted to trading.

(bb) Notices, etc.

Any Successor Rate, Alternative Rate, Adjustment Spread and the specific terms of any Benchmark Amendments determined under this Condition 5(b)(C) will be notified at least 10 business days prior to the relevant Interest Determination Date by the Issuer to the Trustee, the Calculation Agent, the Paying Agents and, in accordance with Condition 16. Such notice shall be irrevocable and shall specify the effective date of the Benchmark Amendments, if any.

No later than notifying the Noteholders of the same, the Issuer shall deliver to the Trustee, the Calculation Agent and the Paying Agents a certificate signed by an Authorised Signatories of the Issuer:

- (1) confirming (i) that a Benchmark Event has occurred, (ii) the Successor Rate or, as the case may be, the Alternative Rate, (iii) the applicable Adjustment Spread and (iv) the specific terms of the Benchmark Amendments (if any), in each case as determined in accordance with the provisions of this Condition 5(b)(C); and
- (2) certifying that the Benchmark Amendments (if any) are necessary to ensure the proper operation of such Successor Rate or Alternative Rate and (in either case) the applicable Adjustment Spread.

Each of the Trustee, the Calculation Agent and the Paying Agents shall be entitled to rely on such certificate (without liability to any person) as sufficient evidence thereof. The Successor Rate or Alternative Rate and the Adjustment Spread and the Benchmark Amendments (if any) specified in such certificate will (in the absence of manifest error or bad faith in the determination of the Successor Rate or Alternative Rate and the Adjustment Spread and the Benchmark Amendments (if any) and without prejudice to the Trustee's or the Calculation Agent's or the Paying Agents' ability to rely on such certificate as aforesaid) be binding on the Issuer, the Trustee, the Calculation Agent, the Paying Agents and the Noteholders.

Notwithstanding any other provision of this Condition 5(b)(C), if following the determination of any Successor Rate, Alternative Rate, Adjustment Spread or Benchmark Amendments (if any), in the Calculation Agent's opinion there is any uncertainty between two or more alternative courses of action in making any determination or calculation under this Condition 5(b)(C), the Calculation Agent shall promptly notify the Issuer thereof and the Issuer shall direct the Calculation Agent in writing as to which alternative course of action to adopt. If the Calculation Agent is not promptly provided with such direction, or is otherwise unable (other than due to its own gross negligence, willful default or fraud) to make such calculation or determination for any reason, it shall notify the Issuer thereof and the Calculation Agent shall be under no obligation to make such calculation or determination and (in the absence of such gross negligence, willful default or fraud) shall not incur any liability for not doing so.

(cc) Survival of Original Reference Rate

Without prejudice to the obligations of the Issuer under Condition 5(b)(C)(x), Condition 5(b)(C)(y), Condition 5(b)(C)(z) and Condition 5(b)(C)(aa), the Original Reference Rate and the fallback provisions provided for in Condition 5(b)(B) will continue to apply unless and until a Benchmark Event has occurred.

(D) Linear Interpolation

Where Linear Interpolation is specified hereon as applicable in respect of an Interest Accrual Period, the Rate of Interest for such Interest Accrual Period shall be calculated by the Calculation Agent by straight line linear interpolation by reference to two rates based on the relevant Reference Rate (where Screen Rate Determination is specified hereon as applicable) or the relevant Floating Rate

Option (where ISDA Determination is specified hereon as applicable), one of which shall be determined as if the Applicable Maturity were the period of time for which rates are available next shorter than the length of the relevant Interest Accrual Period and the other of which shall be determined as if the Applicable Maturity were the period of time for which rates are available next longer than the length of the relevant Interest Accrual Period provided however that if there is no rate available for the period of time next shorter or, as the case may be, next longer, then the Calculation Agent shall determine such rate at such time and by reference to such sources as it determines appropriate.

- (iv) **Rate of Interest for Index Linked Interest Notes:** The Rate of Interest in respect of Index Linked Interest Notes for each Interest Accrual Period shall be determined in the manner specified hereon and interest will accrue by reference to an Index or Formula as specified hereon.
- (c) **Zero Coupon Notes:** Where a Note the Interest Basis of which is specified to be Zero Coupon is repayable prior to the Maturity Date and is not paid when due, the amount due and payable prior to the Maturity Date shall be the Early Redemption Amount of such Note. As from the Maturity Date, the Rate of Interest for any overdue principal of such a Note shall be a rate per annum (expressed as a percentage) equal to the Amortisation Yield (as described in Condition 6(b)(i)).
- (d) **Dual Currency Notes:** In the case of Dual Currency Notes, if the rate or amount of interest falls to be determined by reference to a Rate of Exchange or a method of calculating Rate of Exchange, the rate or amount of interest payable shall be determined in the manner specified hereon.
- (e) **Partly Paid Notes:** In the case of Partly Paid Notes (other than Partly Paid Notes which are Zero Coupon Notes), interest will accrue as aforesaid on the paid-up nominal amount of such Notes and otherwise as specified hereon.
- (f) **Accrual of Interest:** Interest shall cease to accrue on each Note on the due date for redemption unless, upon due presentation, payment is improperly withheld or refused, in which event interest shall continue to accrue (both before and after judgment) at the Rate of Interest in the manner provided in this Condition 5 to the Relevant Date (as defined in Condition 8).
- (g) **Margin, Maximum Rate of Interest/Minimum Rate of Interest, Maximum Instalment Amount/Minimum Instalment Amount and Maximum Redemption Amount/Minimum Redemption Amount and Rounding:**
 - (i) If any Margin is specified hereon (either (x) generally, or (y) in relation to one or more Interest Accrual Periods), an adjustment shall be made to all Rates of Interest, in the case of (x), or the Rates of Interest for the specified Interest Accrual Periods, in the case of (y), calculated in accordance with Condition 5(b) above by adding (if a positive number) or subtracting the absolute value (if a negative number) of such Margin, subject always to the next paragraph.
 - (ii) If any Maximum Rate of Interest or Minimum Rate of Interest, Maximum Instalment Amount or Minimum Instalment Amount or Maximum Redemption Amount or Minimum Redemption Amount is specified hereon, then any Rate of Interest, Instalment Amount or Redemption Amount shall be subject to such maximum or minimum, as the case may be.

- (iii) For the purposes of any calculations required pursuant to these Conditions (unless otherwise specified), (x) all percentages resulting from such calculations shall be rounded, if necessary, to the nearest one hundred-thousandth of a percentage point (with 0.000005 of a percentage point being rounded up), (y) all figures shall be rounded to seven significant figures (provided that if the eighth significant figure is a 5 or greater, the seventh significant figure shall be rounded up) and (z) all currency amounts that fall due and payable shall be rounded to the nearest unit of such currency (with half a unit being rounded up), save in the case of yen, which shall be rounded down to the nearest yen. For these purposes “unit” means the lowest amount of such currency that is available as legal tender in the jurisdiction(s) of such currency.
- (h) **Calculations:** The amount of interest payable per Calculation Amount in respect of any Note for any Interest Accrual Period shall be equal to the product of the Rate of Interest, the Calculation Amount specified hereon, and the Day Count Fraction for such Interest Accrual Period, unless an Interest Amount (or a formula for its calculation) is applicable to such Interest Accrual Period, in which case the amount of interest payable per Calculation Amount in respect of such Note for such Interest Accrual Period shall equal such Interest Amount (or be calculated in accordance with such formula). Where any Interest Period comprises two or more Interest Accrual Periods, the amount of interest payable per Calculation Amount in respect of such Interest Period shall be the sum of the Interest Amounts payable in respect of each of those Interest Accrual Periods. In respect of any other period for which interest is required to be calculated, the provisions above shall apply save that the Day Count Fraction shall be for the period for which interest is required to be calculated.
- (i) **Determination and Publication of Rates of Interest, Interest Amounts, Final Redemption Amounts, Early Redemption Amounts, Optional Redemption Amounts and Instalment Amounts:** The Calculation Agent shall, as soon as practicable on each Interest Determination Date, or such other time on such date as the Calculation Agent may be required to calculate any rate or amount, make any determination or calculation, determine such rate and calculate the Interest Amounts for the relevant Interest Accrual Period, calculate the Final Redemption Amount, Early Redemption Amount, Optional Redemption Amount or Instalment Amount, make such determination or calculation, as the case may be, and cause the Rate of Interest and the Interest Amounts for each Interest Accrual Period and the relevant Interest Payment Date and, if required to be calculated, the Final Redemption Amount, Early Redemption Amount, Optional Redemption Amount or any Instalment Amount to be notified to the Trustee, the Issuer, each of the Paying Agents, each of the Transfer Agents, the Noteholders, any other Calculation Agent appointed in respect of the Notes that is to make a further calculation upon receipt of such information as soon as possible after their determination but in no event later than (i) the commencement of the relevant Interest Period, if determined prior to such time, in the case of notification to such exchange of a Rate of Interest and Interest Amount, or (ii) in all other cases, the fourth Business Day after such determination. Where any Interest Payment Date or Interest Period Date is subject to adjustment pursuant to Condition 5(b)(ii), the Interest Amounts and the Interest Payment Date so published may subsequently be amended (or appropriate alternative arrangements made with the consent of the Trustee by way of adjustment) without notice in the event of an extension or shortening of the Interest Period. If the Notes become due and payable under Condition 10, the accrued interest and the Rate of Interest payable in respect of the Notes shall nevertheless continue to be calculated as previously in accordance with this Condition 5 but no publication of the Rate of Interest or the Interest Amount so calculated need be made unless the Trustee otherwise requires. The determination of any rate or amount and the making of each determination or calculation by the Calculation Agent(s) shall (in the absence of manifest error) be final and binding upon all parties.

- (j) **Determination or Calculation by an agent of the Issuer:** Without prejudice to the provisions of Condition 5(l) below, if the Calculation Agent does not at any time for any reason determine or calculate the Rate of Interest for an Interest Accrual Period or any Interest Amount, Instalment Amount, Final Redemption Amount, Early Redemption Amount or Optional Redemption Amount, the Issuer shall appoint an agent on its behalf to do so and such determination or calculation shall be deemed to have been made by the Calculation Agent. In doing so, such agent shall apply the foregoing provisions of this Condition 5, with any necessary consequential amendments, to the extent that, in its opinion, it can do so, and, in all other respects it shall do so in such manner as it shall deem fair and reasonable in all the circumstances.
- (k) **Definitions:** In these Conditions, unless the context otherwise requires, the following defined terms shall have the meanings set out below:

“**Adjustment Spread**” means either (a) a spread (which may be positive, negative or zero) or (b) a formula or methodology for calculating a spread, in each case to be applied to the Successor Rate or the Alternative Rate (as the case may be) and is the spread, formula or methodology which:

- (i) in the case of a Successor Rate, is formally recommended in relation to the replacement of the Original Reference Rate with the Successor Rate by any Relevant Nominating Body; or (if no such recommendation has been made, or in the case of an Alternative Rate);
- (ii) the Independent Adviser determines, is customarily applied to the relevant Successor Rate or the Alternative Rate (as the case may be) in international debt capital markets transactions to produce an industry-accepted replacement rate for the Original Reference Rate; or
- (iii) (if the Independent Adviser determines that no such spread is customarily applied), the Independent Adviser determines is recognised or acknowledged as being the industry standard for over-the-counter derivative transactions which reference the Original Reference Rate, where such rate has been replaced by the Successor Rate or the Alternative Rate (as the case may be).

“**Alternative Rate**” means an alternative benchmark or screen rate which the Independent Adviser determines in accordance with Condition 5(b)(C)(y) is customarily applied in international debt capital markets transactions for the purposes of determining rates of interest (or the relevant component part thereof) in the same Specified Currency as the Notes.

“**Applicable Maturity**” means: (a) in relation to Screen Rate Determination, the period of time designated in the Reference Rate, and (b) in relation to ISDA Determination, the Designated Maturity.

“**Benchmark Amendments**” has the meaning given to it in Condition 5(b)(C)(aa).

“**Benchmark Event**” means:

- (i) the Original Reference Rate ceasing to be published for a period of at least 5 Business Days or ceasing to exist; or
- (ii) a public statement by the administrator of the Original Reference Rate that it has ceased or that it will cease publishing the Original Reference Rate permanently or indefinitely (in circumstances where no successor administrator has been appointed that will continue publication of the Original Reference Rate); or

- (iii) a public statement by the supervisor of the administrator of the Original Reference Rate, that the Original Reference Rate has been or will be permanently or indefinitely discontinued; or
- (iv) a public statement by the supervisor of the administrator of the Original Reference Rate as a consequence of which the Original Reference Rate will be prohibited from being used either generally, or in respect of the Notes; or
- (v) the making of a public statement by the supervisor of the administrator of the Original Reference Rate that the Original Reference Rate is or will be (or is or will be deemed by such supervisor to be) no longer representative of its relevant underlying market; or
- (vi) it has become unlawful for any Paying Agent, the Calculation Agent, the Issuer or other party to calculate any payments due to be made to any Noteholder using the Original Reference Rate;

provided that the Benchmark Event shall be deemed to occur (a) in the case of sub-paragraphs (ii) and (iii) above, on the date of the cessation of publication of the Original Reference Rate or the discontinuation of the Original Reference Rate, as the case may be, (b) in the case of sub-paragraph (iv) above, on the date of the prohibition of use of the Original Reference Rate and (c) in the case of sub-paragraph (v) above, on the date with effect from which the Original Reference Rate will no longer be (or will be deemed by the relevant supervisor to no longer be) representative of its relevant underlying market and which is specified in the relevant public statement, and, in each case, not the date of the relevant public statement.

The occurrence of a Benchmark Event shall be determined by the Issuer and promptly notified to the Trustee, the Calculation Agent and the Paying Agents. For the avoidance of doubt, neither the Trustee, the Calculation Agent nor the Paying Agents shall have any responsibility for making such determination.

“**Business Day**” means:

- (i) in the case of a currency other than euro or Renminbi, a day (other than a Saturday, Sunday or public holiday) on which commercial banks and foreign exchange markets settle payments in the principal financial centre for such currency and in each (if any) Additional Business Centre; and/or
- (ii) in the case of euro, a day on which the TARGET System is operating (a “**TARGET Business Day**”) and in each (if any) Additional Business Centre; and/or
- (iii) in the case of Renminbi, a day (other than a Saturday, Sunday or public holiday) on which commercial banks and foreign exchange markets are open for business and settlement of Renminbi payments in Hong Kong.

“**Day Count Fraction**” means, in respect of the calculation of an amount of interest on any Note for any period of time (from and including the first day of such period to but excluding the last) (whether or not constituting an Interest Period or an Interest Accrual Period, the “**Calculation Period**”):

- (i) if “**Actual/Actual**” or “**Actual/Actual – ISDA**” is specified hereon, the actual number of days in the Calculation Period divided by 365 (or, if any portion of that Calculation Period falls in a leap year, the sum of (A) the actual number of days in that portion of

the Calculation Period falling in a leap year divided by 366 and (B) the actual number of days in that portion of the Calculation Period falling in a non-leap year divided by 365);

- (ii) if “**Actual/365 (Fixed)**” is specified hereon, the actual number of days in the Calculation Period divided by 365;
- (iii) if “**Actual/365 (Sterling)**” is specified hereon, the actual number of days in the Calculation Period divided by 365 or, in the case of an Interest Payment Date falling in a leap year, 366;
- (iv) if “**Actual/360**” is specified hereon, the actual number of days in the Calculation Period divided by 360;
- (v) if “**30/360**”, “**360/360**” or “**Bond Basis**” is specified hereon, the number of days in the Calculation Period divided by 360, calculated on a formula basis as follows:

$$\text{Day Count Fraction} = \frac{[360 \times (Y_2 - Y_1)] + [30 \times (M_2 - M_1)] + (D_2 - D_1)}{360}$$

where:

“**Y₁**” is the year, expressed as a number, in which the first day of the Calculation Period falls;

“**Y₂**” is the year, expressed as a number, in which the day immediately following the last day included in the Calculation Period falls;

“**M₁**” is the calendar month, expressed as a number, in which the first day of the Calculation Period falls;

“**M₂**” is the calendar month, expressed as a number, in which the day immediately following the last day included in the Calculation Period falls;

“**D₁**” is the first calendar day, expressed as a number, of the Calculation Period, unless such number would be 31, in which case D₁ will be 30; and

“**D₂**” is the calendar day, expressed as a number, immediately following the last day included in the Calculation Period, unless such number would be 31 and D₁ is greater than 29, in which case D₂ will be 30.

- (vi) if “**30E/360**” or “**Eurobond Basis**” is specified hereon, the number of days in the Calculation Period divided by 360, calculated on a formula basis as follows:

$$\text{Day Count Fraction} = \frac{[360 \times (Y_2 - Y_1)] + [30 \times (M_2 - M_1)] + (D_2 - D_1)}{360}$$

where:

“**Y₁**” is the year, expressed as a number, in which the first day of the Calculation Period falls;

“**Y₂**” is the year, expressed as a number, in which the day immediately following the last day included in the Calculation Period falls;

“**M₁**” is the calendar month, expressed as a number, in which the first day of the Calculation Period falls;

“**M₂**” is the calendar month, expressed as a number, in which the day immediately following the last day included in the Calculation Period falls;

“**D₁**” is the first calendar day, expressed as a number, of the Calculation Period, unless such number would be 31, in which case D1 will be 30; and

“**D₂**” is the calendar day, expressed as a number, immediately following the last day included in the Calculation Period, unless such number would be 31, in which case D2 will be 30.

- (vii) if “**30E/360 (ISDA)**” is specified hereon, the number of days in the Calculation Period divided by 360, calculated on a formula basis as follows:

$$\text{Day Count Fraction} = \frac{[360 \times (Y_2 - Y_1)] + [30 \times (M_2 - M_1)] + (D_2 - D_1)}{360}$$

where:

“**Y₁**” is the year, expressed as a number, in which the first day of the Calculation Period falls;

“**Y₂**” is the year, expressed as a number, in which the day immediately following the last day included in the Calculation Period falls;

“**M₁**” is the calendar month, expressed as a number, in which the first day of the Calculation Period falls;

“**M₂**” is the calendar month, expressed as a number, in which the day immediately following the last day included in the Calculation Period falls;

“**D₁**” is the first calendar day, expressed as a number, of the Calculation Period, unless (i) that day is the last day of February or (ii) such number would be 31, in which case D1 will be 30; and

“**D₂**” is the calendar day, expressed as a number, immediately following the last day included in the Calculation Period, unless (i) that day is the last day of February but not the Maturity Date or (ii) such number would be 31, in which case D2 will be 30.

- (viii) if “**Actual/Actual-ICMA**” is specified hereon,

(a) if the Calculation Period is equal to or shorter than the Determination Period during which it falls, the number of days in the Calculation Period divided by the product of (x) the number of days in such Determination Period and (y) the number of Determination Periods normally ending in any year; and

(b) if the Calculation Period is longer than one Determination Period, the sum of:

(x) the number of days in such Calculation Period falling in the Determination Period in which it begins divided by the product of (1) the number of days in such Determination Period and (2) the number of Determination Periods normally ending in any year; and

- (y) the number of days in such Calculation Period falling in the next Determination Period divided by the product of (1) the number of days in such Determination Period and (2) the number of Determination Periods normally ending in any year

where:

“**Determination Period**” means the period from and including a Determination Date in any year to but excluding the next Determination Date; and

“**Determination Date**” means the date(s) specified as such hereon or, if none is so specified, the Interest Payment Date(s).

“**Euro-zone**” means the region comprised of member states of the European Union that adopt the single currency in accordance with the Treaty establishing the European Community, as amended.

“**Independent Adviser**” means an independent financial institution of international repute or an independent financial adviser with appropriate expertise appointed by the Issuer under Condition 5(b)(C)(x).

“**Interest Accrual Period**” means the period beginning on (and including) the Interest Commencement Date and ending on (but excluding) the first Interest Period Date and each successive period beginning on (and including) an Interest Period Date and ending on (but excluding) the next succeeding Interest Period Date.

“**Interest Amount**” means:

- (i) in respect of an Interest Accrual Period, the amount of interest payable per Calculation Amount for that Interest Accrual Period and which, in the case of Fixed Rate Notes, and unless otherwise specified hereon, shall mean the Fixed Coupon Amount or Broken Amount specified hereon as being payable on the Interest Payment Date ending the Interest Period of which such Interest Accrual Period forms part; and
- (ii) in respect of any other period, the amount of interest payable per Calculation Amount for that period.

“**Interest Commencement Date**” means the Issue Date or such other date as may be specified hereon.

“**Interest Determination Date**” means, with respect to a Rate of Interest and Interest Accrual Period, the date specified as such hereon or, if none is so specified, (i) the first day of such Interest Accrual Period if the Specified Currency is Sterling or Hong Kong dollars or Renminbi other than where the Specified Currency is Renminbi and the Reference Rate is CNH HIBOR or (ii) the day falling two Business Days in London for the Specified Currency prior to the first day of such Interest Accrual Period if the Specified Currency is neither Sterling nor euro nor Hong Kong dollars nor Renminbi or (iii) the day falling two TARGET Business Days prior to the first day of such Interest Accrual Period if the Specified Currency is euro or (iv) the day falling two Business Days in Hong Kong prior to the first day of such Interest Accrual Period if the Specified Currency is Renminbi and the Reference Rate is CNH HIBOR.

“**Interest Period**” means the period beginning on and including the Interest Commencement Date and ending on but excluding the first Interest Payment Date and each successive period beginning on and including an Interest Payment Date and ending on but excluding the next succeeding Interest Payment Date unless otherwise specified thereon.

“**Interest Period Date**” means each Interest Payment Date unless otherwise specified hereon.

“**ISDA Definitions**” means the 2006 ISDA Definitions (as amended and updated as at the Issue Date of the first Tranche of the Notes), as published by the International Swaps and Derivatives Association, Inc., unless otherwise specified hereon.

“**Original Reference Rate**” means the originally-specified benchmark or screen rate (as applicable) used to determine the Rate of Interest (or any component part thereof) on the Notes.

“**Rate of Interest**” means the rate of interest payable from time to time in respect of this Note and that is either specified or calculated in accordance with the provisions hereon.

“**Relevant Nominating Body**” means, in respect of a benchmark or screen rate (as applicable):

- (i) the central bank for the currency to which the benchmark or screen rate (as applicable) relates, or any central bank or other supervisory authority which is responsible for supervising the administrator of the benchmark or screen rate (as applicable); or
- (ii) any working group or committee sponsored by, chaired or co-chaired by or constituted at the request of (a) the central bank for the currency to which the benchmark or screen rate (as applicable) relates, (b) any central bank or other supervisory authority which is responsible for supervising the administrator of the benchmark or screen rate (as applicable), (c) a group of the aforementioned central banks or other supervisory authorities or (d) the Financial Stability Board or any part thereof.

“**Reference Banks**” means, in the case of a determination of EURIBOR, the principal Euro-zone office of four major banks in the Euro-zone inter-bank market and, in the case of a determination of HIBOR, the principal Hong Kong office of four major banks in the Hong Kong inter-bank market and, in the case of a determination of CNH HIBOR, the principal Hong Kong office of four major banks dealing in Chinese Yuan in the Hong Kong inter-bank market, in each case selected by the Calculation Agent or as specified hereon.

“**Reference Rate**” means the rate specified as such hereon.

“**Relevant Screen Page**” means such page, section, caption, column or other part of a particular information service as may be specified hereon (or any successor or replacement page, section, caption, column or other part of a particular information service).

“**Specified Currency**” means the currency specified as such hereon or, if none is specified, the currency in which the Notes are denominated.

“**Successor Rate**” means a successor to or replacement of the Original Reference Rate which is formally recommended by any Relevant Nominating Body.

“**TARGET System**” means the Trans-European Automated Real-Time Gross Settlement Express Transfer (known as TARGET2) System which was launched on 19 November 2007 or any successor or replacement thereto.

- (l) **Calculation Agent:** The Issuer shall procure that there shall at all times be one or more Calculation Agents if provision is made for them hereon and for so long as any Note or Coupon is outstanding (as defined in the Trust Deed). Where more than one Calculation Agent is appointed in respect of the Notes, references in these Conditions to the Calculation Agent shall be construed as each Calculation Agent performing its respective duties under these Conditions. If the Calculation Agent is unable or unwilling to act as such or if the Calculation Agent fails duly to establish the Rate of Interest for an Interest Accrual Period or to calculate any Interest Amount, Instalment Amount, Final Redemption Amount, Early Redemption Amount or Optional Redemption Amount, as the case may be, or to comply with any other requirement, the Issuer shall (with the prior written notice to the Trustee) appoint a leading bank or financial institution engaged in the interbank market (or, if appropriate, money, swap or over-the-counter index options market) that is most closely connected with the calculation or determination to be made by the Calculation Agent (acting through its principal London office or any other office actively involved in such market) to act as such in its place. The Calculation Agent may not resign its duties without a successor having been appointed as aforesaid.
- (m) **Certificates to be final:** All certificates, communications, opinions, determinations, calculations and decisions given, expressed, made or obtained for the purposes of the provisions of this Condition 5, whether by the Calculation Agent or the Trustee, shall (in the absence of wilful default, gross negligence, fraud or manifest error) be binding on the Issuer, the Guarantor, the Trustee, the Calculation Agent, the other Agents and all Noteholders and/or Couponholders and (in the absence as aforesaid) no liability to the Issuer, the Guarantor, the Noteholders or the Couponholders or any other person shall attach to the Calculation Agent or the Trustee in connection with the exercise or non-exercise by it of its powers, duties and discretions pursuant to such provisions.

6 Redemption, Purchase and Options

- (a) **Redemption by Instalments and Final Redemption:**
- (i) Unless previously redeemed, purchased and cancelled as provided in this Condition 6, each Note that provides for Instalment Dates and Instalment Amounts shall be partially redeemed on each Instalment Date at the related Instalment Amount specified hereon. The outstanding nominal amount of each such Note shall be reduced by the Instalment Amount (or, if such Instalment Amount is calculated by reference to a proportion of the nominal amount of such Note, such proportion) for all purposes with effect from the related Instalment Date, unless payment of the Instalment Amount is improperly withheld or refused, in which case, such amount shall remain outstanding until the Relevant Date relating to such Instalment Amount.
- (ii) Unless previously redeemed or purchased and cancelled as provided below, each Note shall be finally redeemed on the Maturity Date specified hereon at its Final Redemption Amount (which, unless otherwise provided hereon, is its nominal amount) or, in the case of a Note falling within Condition 6(a)(i) above, its final Instalment Amount.

(b) **Early Redemption:**

(i) *Zero Coupon Notes:*

- (A) The Early Redemption Amount payable in respect of any Zero Coupon Note, the Early Redemption Amount of which is not linked to an index and/or a formula, upon redemption of such Note pursuant to Condition 6(c), Condition 6(e) or Condition 6(f) or upon it becoming due and payable as provided in Condition 10 shall be the Amortised Face Amount (calculated as provided below) of such Note unless otherwise specified hereon.
- (B) Subject to the provisions of sub-paragraph (C) below of this Condition 6(b)(i), the Amortised Face Amount of any such Note shall be the scheduled Final Redemption Amount of such Note on the Maturity Date discounted at a rate per annum (expressed as a percentage) equal to the Amortisation Yield (which, if none is shown hereon, shall be such rate as would produce an Amortised Face Amount equal to the issue price of the Notes if they were discounted back to their issue price on the Issue Date) compounded annually.
- (C) If the Early Redemption Amount payable in respect of any such Note upon its redemption pursuant to Condition 6(c), Condition 6(e) or Condition 6(f) or upon it becoming due and payable as provided in Condition 10 is not paid when due, the Early Redemption Amount due and payable in respect of such Note shall be the Amortised Face Amount of such Note as defined in sub-paragraph (B) above of this Condition 6(b)(i), except that such sub-paragraph shall have effect as though the date on which the Note becomes due and payable were the Relevant Date. The calculation of the Amortised Face Amount in accordance with this sub-paragraph shall continue to be made (both before and after judgment) until the Relevant Date, unless the Relevant Date falls on or after the Maturity Date, in which case the amount due and payable shall be the scheduled Final Redemption Amount of such Note on the Maturity Date together with any interest that may accrue in accordance with Condition 5(c).

Where such calculation is to be made for a period of less than one year, it shall be made on the basis of the Day Count Fraction shown hereon.

- (ii) *Other Notes:* The Early Redemption Amount payable in respect of any Note (other than Notes described in Condition 6(b)(i) above), upon redemption of such Note pursuant to Condition 6(c), Condition 6(e) or Condition 6(f) or upon it becoming due and payable as provided in Condition 10, shall be the Final Redemption Amount unless otherwise specified hereon.
- (c) **Redemption for Taxation Reasons:** The Notes may be redeemed at the option of the Issuer in whole, but not in part, on any Interest Payment Date (if this Note is either a Floating Rate Note or an Index Linked Interest Note) or at any time (if this Note is neither a Floating Rate Note nor an Index Linked Interest Note), on giving not less than 30 nor more than 60 days' notice to the Noteholders (in accordance with Condition 16) and to the Trustee and the Issuing and Paying Agent in writing (which notice shall be irrevocable) at their Early Redemption Amount (as described in Condition 6(b) above) (together with interest accrued to (but excluding) the date fixed for redemption), if the Issuer (or, if the Guarantee was called, the Guarantor) satisfies the Trustee immediately prior to the giving of such notice that (i) it (or, if the Guarantee were called, the Guarantor) has or will become obliged to pay Additional Tax Amounts as provided or referred to in Condition 8 as a result of any change in, or amendment to, the laws or regulations of the British Virgin Islands or the PRC or, in each case, any political subdivision or any authority thereof or therein having power to tax,

or any change in the application or official interpretation of such laws or regulations, which change or amendment becomes effective on or after the date on which agreement is reached to issue the first Tranche of the Notes, and (ii) such obligation cannot be avoided by the Issuer (or the Guarantor, as the case may be) taking reasonable measures available to it, provided that no such notice of redemption shall be given earlier than 90 days prior to the earliest date on which the Issuer (or the Guarantor, as the case may be) would be obliged to pay such Additional Tax Amounts were a payment in respect of the Notes (or the Guarantee, as the case may be) then due. Prior to the giving of any notice of redemption pursuant to this Condition 6(c), the Issuer (or the Guarantor, as the case may be) shall deliver to the Trustee (A) a certificate in English signed by an Authorised Signatory of the Issuer (or of the Guarantor, as the case may be) stating that the obligation referred to in (i) above of this Condition 6(c) cannot be avoided by the Issuer (or the Guarantor, as the case may be) taking reasonable measures available to it and (B) an opinion, addressed to and in form and substance satisfactory to the Trustee, of independent tax or legal advisers of recognised standing to the effect that the Issuer (or the Guarantor, as the case may be) has or will become obliged to pay such Additional Tax Amounts as a result of such change in or amendment to laws or regulations or change in the application or official interpretation thereof, and the Trustee shall be entitled (but shall not be obliged) to accept and rely upon such certificate and opinion as sufficient evidence of the satisfaction of the condition precedent set out in (i) and (ii) above of this Condition 6(c) without further enquiry and without liability to any Noteholder, Receiptholder or Couponholder, in which event it shall be conclusive and binding on the Noteholders, Receiptholders and Couponholders. The Trustee shall be protected and shall have no liability to any Noteholder or any other person for so accepting and relying on any such certificate and opinion. All Notes in respect of which any notice of redemption is given under this Condition 6(c) shall be redeemed on the date specified in such notice in accordance with this Condition 6(c).

- (d) **Redemption for Relevant Events:** At any time following the occurrence of a Relevant Event, the holder of any Note will have the right, at such holder's option, to require the Issuer to redeem all but not some only of that holder's Notes on the Put Settlement Date at 101 per cent. (in the case of a redemption for a Change of Control) or 100 per cent. (in the case of a redemption for a Non-Registration Event) of their nominal amount, together in each case with accrued interest to (but excluding), such Put Settlement Date. To exercise such right, the holder of the relevant Note must deposit (in the case of Bearer Notes) such Note (together with all unmatured Receipts and (in the case of Fixed Rate Notes other than Due Currency Notes of Index-Linked Notes) Coupons and unexchanged Talons) with any Paying Agent or (in the case of Registered Notes) the Certificates representing such Note(s) with the Registrar or any Transfer Agent at its specified office together with a duly completed and signed notice of redemption, in the form for the time being current, obtainable from the specified office of any Paying Agent, Transfer Agent or the Registrar (as applicable) (a "**Put Exercise Notice**"), by not later than 30 days following the occurrence of a Relevant Event or, if later, 30 days following the date upon which notice thereof is given to Noteholders by the Issuer in accordance with Condition 16. The "**Put Settlement Date**" shall be the 14th day (in the case of a redemption for a Change of Control) or the fifth day (in the case of a redemption for a Non-Registration Event) after the expiry of such period of 30 days as referred to above.

A Put Exercise Notice, once delivered, shall be irrevocable and the Issuer shall redeem the Notes which are the subject of the Put Exercise Notices delivered as aforesaid on the Put Settlement Date.

The Issuer shall give notice to Noteholders in accordance with Condition 16 and the Trustee by not later than 14 days following the first day on which it becomes aware of the occurrence of a Relevant Event, which notice shall specify the procedure for exercise by holders of their rights to require redemption of the Notes pursuant to this Condition 6(d).

The Trustee and the Agents shall not be required to take any steps to ascertain whether a Relevant Event has occurred and shall not be responsible for or liable to the Noteholders, the Receiptholders, the Couponholders, the Issuer, the Guarantor or any other person for any loss arising from any failure to do so.

In this Condition 6(d):

“**Beijing SASAC**” means the State-owned Assets Supervision and Administration Commission of the People’s Government of Beijing of the PRC or its successor;

a “**Change of Control**” occurs when:

- (i) any person or persons, acting as a group, other than a Permitted Holder, acquiring ownership or control directly or indirectly or in combination (through controlled Subsidiaries) of more than 50 per cent. of the Voting Rights of the issued share capital of the Guarantor; or
- (ii) the Guarantor cease to directly or indirectly hold or own 100 per cent. of the issued share capital of the Issuer;

“**Control**” means (i) the ownership, acquisition or control of more than 50 per cent. of the Voting Rights of the issued share capital of a person or (ii) the right to appoint and/or remove all or the majority of the members of a person’s board of directors or other governing body, in each case whether obtained directly or indirectly, and whether obtained by ownership of share capital, the possession of voting rights, contract or otherwise or (iii) the possession, directly or indirectly, of the power to direct or cause the direction of the management policies of such person; the term “**Controlled**” has a meaning correlative to the foregoing;

a “**Non-Registration Event**” occurs when any of the SAFE Registration Documents have not been received by the Trustee on or prior to the Registration Deadline;

“**Permitted Holder**” means any of Beijing SASAC, SASAC, the central government of the PRC, or any person directly or indirectly Controlled by the Beijing SASAC, SASAC or the central government of the PRC;

a “**person**” includes any individual, company, corporation, firm, partnership, joint venture, undertaking, association, organisation, trust, state or agency of a state (in each case, whether or not being a separate legal entity);

a “**Relevant Event**” will be deemed to occur if:

- (i) there is a Non-Registration Event; or
- (ii) there is a Change of Control;

“**Voting Rights**” means the right generally to vote at a general meeting of shareholders of a person (irrespective of whether or not, at the time, stock of any other class or classes shall have, or might have, voting power by reason of the happening of any contingency, and any such voting power shall therefore be excluded for the purpose of this definition); and

“SASAC” means the State-owned Assets Supervision and Administration Commission of the PRC or its successor.

- (e) **Redemption at the Option of the Issuer:** If Call Option is specified hereon, the Issuer may, on giving not less than 15 nor more than 30 days’ irrevocable notice to the Noteholders (in accordance with Condition 16) and to the Trustee and the Issuing and Paying Agent in writing (or such other notice period as may be specified hereon) redeem all or, if so provided, some of the Notes on any Optional Redemption Date specified hereon. Any such redemption of Notes shall be at their Optional Redemption Amount specified hereon (which may be the Early Redemption Amount (as described in Condition 6(b) above)), together with interest accrued to (but excluding) the date fixed for redemption, if applicable. Any such redemption or exercise must relate to Notes of a nominal amount at least equal to the Minimum Redemption Amount to be redeemed specified hereon and no greater than the Maximum Redemption Amount to be redeemed specified hereon.

All Notes in respect of which any such notice is given shall be redeemed on the date specified in such notice in accordance with this Condition 6(e).

In the case of a partial redemption the notice to Noteholders shall also contain the certificate numbers of the Bearer Notes, or in the case of Registered Notes shall specify the nominal amount of Registered Notes drawn and the holder(s) of such Registered Notes, to be redeemed, which shall have been drawn in such place and in such manner as determined by the Issuer and notified in writing to the Trustee and the Issuing and Paying Agent, subject to compliance with any applicable laws and stock exchange or other relevant authority requirements.

- (f) **Redemption at the Option of Noteholders:** If Put Option is specified hereon, the Issuer shall, at the option of the holder of any such Note, upon the holder of such Note giving not less than 15 nor more than 30 days’ notice to the Issuer (or such other notice period as may be specified hereon) redeem such Note on the Optional Redemption Date(s) specified hereon at its Optional Redemption Amount specified hereon (which may be the Early Redemption Amount (as described in Condition 6(b) above)), together with interest accrued to (but excluding) the date fixed for redemption, if applicable.

To exercise such option the holder must deposit (in the case of Bearer Notes) such Note (together with all unmatured Receipts and Coupons and unexchanged Talons) with any Paying Agent or (in the case of Registered Notes) the Certificate representing such Note(s) with the Registrar or any Transfer Agent at its specified office, together with a duly completed option exercise notice (an “**Exercise Notice**”) in the form for the time being current, obtainable from any Paying Agent, the Registrar or any Transfer Agent (as applicable) within the notice period. No Note or Certificate so deposited and option exercised may be withdrawn (except as provided in the Agency Agreement) without the prior consent of the Issuer.

- (g) **Partly Paid Notes:** Partly Paid Notes will be redeemed, whether at maturity, early redemption or otherwise, in accordance with the provisions of this Condition 6 and the provisions specified hereon.
- (h) **Purchases:** The Issuer, the Guarantor and their respective Subsidiaries may at any time purchase Notes (provided that all unmatured Receipts and Coupons and unexchanged Talons relating thereto are attached thereto or surrendered therewith) in the open market or otherwise at any price. The Notes so purchased, while held by or on behalf of the Issuer, the Guarantor or any such Subsidiary, shall not entitle the holder to vote at any meetings of the Noteholders

and shall not be deemed to be outstanding for certain purposes, including for the purpose of calculating quorums at meetings of the Noteholders or for the purposes of Conditions 10, 11(a) and 12.

- (i) **Cancellation:** All Notes purchased by or on behalf of the Issuer, the Guarantor or any of their respective Subsidiaries may be held, reissued, resold or surrendered for cancellation, in the case of Bearer Notes, by surrendering each such Note together with all unmatured Receipts and Coupons and all unexchanged Talons to the Issuing and Paying Agent and, in the case of Registered Notes, by surrendering the Certificate representing such Notes to the Registrar and, in each case, if so surrendered, shall, together with all Notes redeemed by the Issuer, shall be cancelled forthwith (together with all unmatured Receipts and Coupons and unexchanged Talons attached thereto or surrendered therewith). Any Notes so surrendered for cancellation may not be reissued or resold and the obligations of the Issuer and the Guarantor in respect of any such Notes shall be discharged.
- (j) **Trustee Reliance:** The Trustee shall be entitled to conclusively rely on or act in reliance on any certificate, notice or document received by it as contemplated in this Condition 6 as sufficient evidence of the facts and/or matters stated therein and shall not be liable to any Noteholder and/or Couponholder or any other person for so doing.

Neither the Trustee nor any of the Agents shall be under any duty to monitor whether any event or circumstance has happened or exists within this Condition 6 and none of them will be responsible or liable to the Noteholders, the Receiptholders or the Couponholders for any loss arising from any failure by it to do so. Unless and until the Trustee has notice in writing of the occurrence of any event or circumstance within this Condition 6, it shall be entitled to assume that no such event or circumstance has occurred or exists.

Neither the Trustee nor any of the Agents shall be responsible for calculating or verifying the calculations of any amount payable under any notice of redemption under this Condition 6, whether from the Note Issuer or any Noteholder and none of them shall be liable to the Noteholders, the Note Issuer or any other person for not doing so.

7 Payments and Talons

- (a) **Bearer Notes:** Payments of principal and interest in respect of Bearer Notes shall, subject as mentioned below, be made against presentation and surrender of the relevant Receipts (in the case of payments of Instalment Amounts other than on the due date for redemption and provided that the Receipt is presented for payment together with its relative Note), Notes (in the case of all other payments of principal and, in the case of interest, as specified in Condition 7(f)(vi)) or Coupons (in the case of interest, save as specified in Condition 7(f)(ii) and Condition 7(f)(vi)), as the case may be:
 - (i) in the case of a currency other than Renminbi, at the specified office of any Paying Agent outside the United States by transfer to an account denominated in such currency with, a Bank;
 - (ii) in the case of Renminbi, by transfer from the relevant Paying Agent's office outside the United States to a Renminbi account maintained by or on behalf of the Noteholder with a Bank in Hong Kong.

In this Condition 7(a), Condition 7(b) and Condition 7(c), “**Bank**” means a bank in the principal financial centre for such currency or, in the case of euro, in a city in which banks have access to the TARGET System.

- (b) **Payments in the United States:** Notwithstanding the foregoing, if any Bearer Notes are denominated in U.S. dollars, payments in respect thereof may be made at the specified office of any Paying Agent in New York City in the same manner as aforesaid if (i) the Issuer shall have appointed Paying Agents with specified offices outside the United States with the reasonable expectation that such Paying Agents would be able to make payment of the amounts on the Notes in the manner provided above when due, (ii) payment in full of such amounts at all such offices is illegal or effectively precluded by exchange controls or other similar restrictions on payment or receipt of such amounts and (iii) such payment is then permitted by United States law, without involving, in the opinion of the Issuer, any adverse tax consequence to the Issuer.
- (c) **Registered Notes:**
- (i) Payments of principal (which for the purposes of this Condition 7(c) shall include final Instalment Amounts but not other Instalment Amounts) in respect of Registered Notes shall be made against presentation and surrender of the relevant Certificates at the specified office of any of the Transfer Agents or of the Registrar and in the manner provided in Condition 7(c)(ii).
- (ii) Interest (which for the purpose of this Condition 7(c) shall include all Instalment Amounts other than final Instalment Amounts) on Registered Notes shall be paid to the person shown on the Register at the close of business on the fifteenth day before the due date for payment thereof or in the case of Renminbi or otherwise specified, on the fifth day before the due date for payment thereof (the “**Record Date**”). Payments of interest on each Registered Note shall be made:
- (A) in the case of a currency other than Renminbi, in the relevant currency by transfer to an account in the relevant currency maintained by the payee with a Bank; and
- (B) in the case of Renminbi, by transfer to Renminbi account maintained by or on behalf of the Noteholder with a bank in Hong Kong, details of which appear on the Register at the close of business on the fifth business day before the due date for payment.
- (d) **Payments subject to Fiscal Laws:** All payments are subject in all cases to (i) any applicable fiscal or other laws, regulations and directives applicable thereto in the place of payment without prejudice to the provisions of Condition 8 and (ii) any withholding or deduction required pursuant to an agreement described in Section 1471(b) of the U.S. Internal Revenue Code of 1986, as amended (the “**Code**”) or otherwise imposed pursuant to Sections 1471 through 1474 of the Code, any regulations or agreements thereunder, any official interpretations thereof, or any law, regulation or official guidance implementing an intergovernmental approach thereto but no commission or expenses shall be charged to the Noteholders, Receiptholders or Couponholders in respect of such payments.
- (e) **Appointment of Agents:** The Issuing and Paying Agent, the CMU Lodging and Paying Agent, the Paying Agents, the Registrar, the Transfer Agents and the Calculation Agent(s) initially appointed by the Issuer and the Guarantor and their respective specified offices are listed below. The Issuing and Paying Agent, the CMU Lodging and Paying Agent, the Paying Agents, the Registrar, the Transfer Agents and the Calculation Agent act solely as agents of the Issuer and the Guarantor and do not assume any obligation or relationship of agency or trust for or with any Noteholder, Receiptholders or Couponholder. The Issuer and the Guarantor(s) reserve the right at any time with the prior written approval of the Trustee (where required in accordance with the Agency Agreement) to vary or terminate the appointment of the Issuing and Paying Agent, the CMU Lodging and Paying Agent, any other Paying Agent, the Registrar, any Transfer Agent or the Calculation Agent(s) and to

appoint additional or other Paying Agents or Transfer Agents, provided that the Issuer and the Guarantor shall at all times maintain (i) an Issuing and Paying Agent, (ii) a Registrar in relation to Registered Notes, (iii) a Transfer Agent in relation to Registered Notes, (iv) a CMU Lodging and Paying Agent in relation to Notes accepted for clearance through the CMU, (v) one or more Calculation Agent(s) where these Conditions so require, and (vi) such other agents as may be required by any other stock exchange on which the Notes may be listed.

In addition, the Issuer and the Guarantor shall forthwith appoint a Paying Agent in New York City in respect of any Bearer Notes denominated in U.S. dollars in the circumstances described in Condition 7(b) above.

Notice of any such termination or appointment or any change of any specified office of an Agent shall promptly be given by the Issuer to the Noteholders in accordance with Condition 16.

(f) Unmatured Coupons and Receipts and unexchanged Talons:

- (i) Upon the due date for redemption of Bearer Notes which comprise Fixed Rate Notes (other than Dual Currency Notes or Index Linked Notes), such Notes should be surrendered for payment together with all unexpired Coupons (if any) relating thereto, failing which an amount equal to the face value of each missing unexpired Coupon (or, in the case of payment not being made in full, that proportion of the amount of such missing unexpired Coupon that the sum of principal so paid bears to the total principal due) shall be deducted from the Final Redemption Amount, Early Redemption Amount or Optional Redemption Amount, as the case may be, due for payment. Any amount so deducted shall be paid in the manner mentioned above against surrender of such missing Coupon within a period of 10 years from the Relevant Date for the payment of such principal (whether or not such Coupon has become void pursuant to Condition 9).
- (ii) Upon the due date for redemption of any Bearer Note comprising a Floating Rate Note, Dual Currency Note or Index Linked Note, unexpired Coupons relating to such Note (whether or not attached) shall become void and no payment shall be made in respect of them.
- (iii) Upon the due date for redemption of any Bearer Note, any unexpired Talon relating to such Note (whether or not attached) shall become void and no Coupon shall be delivered in respect of such Talon.
- (iv) Upon the due date for redemption of any Bearer Note that is redeemable in instalments, all Receipts relating to such Note having an Instalment Date falling on or after such due date (whether or not attached) shall become void and no payment shall be made in respect of them.
- (v) Where any Bearer Note that provides that the relevant unexpired Coupons are to become void upon the due date for redemption of those Notes is presented for redemption without all unexpired Coupons, and where any Bearer Note is presented for redemption without any unexpired Talon relating to it, redemption shall be made only against the provision of such indemnity as the Issuer may require.
- (vi) If the due date for redemption of any Note is not a due date for payment of interest, interest accrued from the preceding due date for payment of interest or the Interest Commencement Date, as the case may be, shall only be payable against presentation (and surrender if appropriate) of the relevant Bearer Note or Certificate representing it,

as the case may be. Interest accrued on a Note that only bears interest after its Maturity Date shall be payable on redemption of such Note against presentation of the relevant Note or Certificate representing it, as the case may be.

- (g) **Talons:** On or after the Interest Payment Date for the final Coupon forming part of a Coupon sheet issued in respect of any Bearer Note, the Talon forming part of such Coupon sheet may be surrendered at the specified office of the Issuing and Paying Agent on any business day in the location of the specified office of the Issuing and Paying Agent in exchange for a further Coupon sheet (and if necessary another Talon for a further Coupon sheet) (but excluding any Coupons that may have become void pursuant to Condition 9).
- (h) **Non-Business Days:** If any date for payment in respect of any Note, Receipt or Coupon is not a business day, the holder shall not be entitled to payment until the next following business day nor to any interest or other sum in respect of such postponed payment. In this Condition 7, “**business day**” means a day (other than a Saturday, Sunday or public holiday) on which banks and foreign exchange markets are open for business in the relevant place of presentation, in such jurisdictions as shall be specified as “Additional Financial Centres” hereon and:
 - (i) (in the case of a payment in a currency other than euro and Renminbi) where payment is to be made by transfer to an account maintained with a bank in the relevant currency, on which foreign exchange transactions may be carried on in the relevant currency in the principal financial centre of the country of such currency; or
 - (ii) (in the case of a payment in euro) which is a TARGET Business Day; or
 - (iii) (in the case of a payment in Renminbi) on which banks and foreign exchange markets are open for business and settlement of Renminbi payments in Hong Kong.

8 Taxation

All payments of principal and interest by or on behalf of the Issuer or the Guarantor in respect of the Notes, the Receipts, the Coupons or under the Guarantee, shall be made free and clear of, and without withholding or deduction for or on account of, any taxes, duties, assessments or governmental charges of whatever nature imposed, levied, collected, withheld or assessed by or within the British Virgin Islands, the PRC or, in each case, any political subdivision or authority therein or thereof having power to tax, unless such withholding or deduction is required by law.

Where such withholding or deduction is made by the Issuer or, as the case may be, the Guarantor by or within the PRC at the rate of up to and including the applicable tax rate as at the date on which agreement is reached to issue the first Tranche of Notes (the “**Applicable Rate**”), the Issuer or, as the case may be, the Guarantor will increase the amounts paid by it to the extent required, so that the net amount received by Noteholders, Receiptholders or Couponholders equals the amounts which would otherwise have been receivable by them had no such withholding or deduction been required.

If the Issuer or, as the case may be, the Guarantor is required to make a deduction or withholding in respect of PRC tax in excess of the Applicable Rate, or British Virgin Islands deduction or withholding is required, in such event the Issuer or, as the case may be, the Guarantor shall pay such additional amounts (“**Additional Tax Amounts**”), so that the net amount received by Noteholders, Receiptholders or Couponholders equals the amounts which would otherwise have been receivable by them had no such withholding or deduction been required, except that no such Additional Tax Amounts shall be payable in respect of any Note, Receipt or Coupon:

- (a) to, or to a third party on behalf of, a Noteholder, Receiptholder or Couponholder who is liable to such taxes, duties, assessments or governmental charges in respect of such Note, Receipt or Coupon by reason of his having some connection with the British Virgin Islands or the PRC other than the mere holding of the Note, Receipt or Coupon; or
- (b) presented (or in respect of which the Certificate representing it is presented) for payment (where presentation is required) more than 30 days after the Relevant Date except to the extent that the Noteholder, Receiptholder or Couponholder would have been entitled to such Additional Tax Amounts on presenting it for payment on the thirtieth day; or
- (c) with respect to such taxes, duties, assessments or governmental charges in respect of such Note, Receipt or Coupon that would not have been imposed but for the failure of the Noteholder, Receiptholder or Couponholder to comply with a timely request of the Issuer or the Guarantor, addressed to the holder of such Note, Receipt or Coupon to provide certification or information concerning the nationality, residence or identity of the holder or beneficial owner of such Note, Receipt or Coupon, if compliance is required as a precondition to relief or exemption from such taxes, duties, assessments or governmental charges; or
- (d) with respect to any taxes, withholding or deduction imposed pursuant to the provisions of Sections 1471 through 1474 of the Code (including any successor provisions or amendments thereof), any current or future regulations or agreements thereunder, any official interpretations thereof or any law, regulation or official guidance implementing an intergovernmental approach thereto.

As used in these Conditions, “**Relevant Date**” in respect of any Note, Receipt or Coupon means the date on which payment in respect of it first becomes due or (if any amount of the money payable is improperly withheld or refused) the date on which payment in full of the amount outstanding is made or (if earlier) the date falling seven days after that on which notice is duly given to the Noteholders that, upon further presentation of the Note (or relevant Certificate), Receipt or Coupon being made in accordance with these Conditions, such payment will be made, provided that payment is in fact made upon such presentation. References in these Conditions to (i) “**principal**” shall be deemed to include any premium payable in respect of the Notes, all Instalment Amounts, Final Redemption Amounts, Early Redemption Amounts, Optional Redemption Amounts, Amortised Face Amounts and all other amounts in the nature of principal payable pursuant to Condition 6 or any amendment or supplement to it, (ii) “**interest**” shall be deemed to include all Interest Amounts and all other amounts payable pursuant to Condition 5 or any amendment or supplement to it and (iii) “**principal**” and/or “**interest**” shall be deemed to include any additional amounts that may be payable under this Condition 8 or any undertaking given in addition to or in substitution for it under the Trust Deed.

For the avoidance of doubt, neither the Trustee nor any Agent shall be responsible or liable for paying any tax, duty, charges, withholding or other payment referred to in this Condition 8 or for determining whether such amounts are payable or the amount thereof, and none of the Trustee or any of the Agents shall be responsible or liable for (A) determining whether the Issuer, the Guarantor or any Noteholder, Receiptholder or Couponholder is liable to pay any taxes, duty, charges, withholding or other payment referred to in this Condition 8; or (B) determining the sufficiency or insufficiency of any amounts so paid. None of the Trustee or the Agents shall be responsible or liable for any failure of the Issuer, the Guarantor, any Noteholder, Receiptholder or Couponholder, or any other third party to pay such tax, duty, charges, withholding or other payment in any jurisdiction or to provide any notice or information to the Trustee or any Agent that would permit, enable or facilitate the payment of any principal, premium (if any), interest or other amount under or in respect of the Notes without deduction or withholding for or on account of any tax, duty, charge, withholding or other payment imposed by or in any jurisdiction.

9 Prescription

Claims against the Issuer and/or the Guarantor for payment in respect of the Notes, Receipts and Coupons (which, for this purpose, shall not include Talons) shall (subject as provided in Condition 7(f)(i)) be prescribed and become void unless made within 10 years (in the case of principal) or five years (in the case of interest) from the appropriate Relevant Date in respect of them.

10 Events of Default

If any of the following events (each an “**Event of Default**”) occurs, the Trustee at its discretion may, and if so requested by holders of at least 25 per cent. in nominal amount of the Notes then outstanding or if so directed by an Extraordinary Resolution shall (provided in any case that the Trustee shall first have been indemnified and/or secured and/or pre-funded to its satisfaction in its sole discretion), give written notice to the Issuer and the Guarantor declaring that the Notes are, and they shall immediately become, due and payable at (in the case of Zero Coupon Notes) their Early Redemption Amount or (in the case of Notes other than Zero Coupon Notes) their nominal amount together (if applicable) with accrued interest:

- (a) **Non-Payment:** there is a failure to pay (i) the principal of any of the Notes when due; or (ii) any interest on any of the Notes within fourteen days after any Interest Payment Date; or
- (b) **Breach of Other Obligations:** the Issuer or the Guarantor does not perform or comply with any one or more of its other obligations in the Notes, the relevant Deed of Guarantee or the Trust Deed (other than where it gives rise to a right of redemption pursuant to Condition 6(d)) which default is, in the opinion of the Trustee, incapable of remedy or, if in the opinion of the Trustee capable of remedy, is not remedied within 30 days after notice of such default shall have been given to the Issuer and the Guarantor by the Trustee; or
- (c) **Cross-Acceleration:** (i) any other present or future indebtedness of the Issuer, the Guarantor or any of their respective Principal Subsidiaries for or in respect of moneys borrowed or raised becomes due and payable prior to its stated maturity by reason of any actual or potential default, event of default or the like (howsoever described), or (ii) any such indebtedness is not paid when due or, as the case may be, within any originally applicable grace period, or (iii) the Issuer, the Guarantor or any of their respective Principal Subsidiaries fails to pay when due any amount payable by it under any present or future guarantee for, or indemnity in respect of, any moneys borrowed or raised provided that the aggregate amount of the relevant indebtedness, guarantees and indemnities in respect of which one or more of the events mentioned above in this Condition 10(c) have occurred equals or exceeds U.S.\$20 million or its equivalent (on the basis of the middle spot rate for the relevant currency against the U.S. dollar as quoted by any leading bank on the day on which this Condition 10(c) operates); or
- (d) **Enforcement Proceedings:** a distress, attachment, execution or other legal process is levied, enforced or sued out on or against a material part of the property, assets or revenues of the Issuer, the Guarantor or any of the Principal Subsidiaries and is not discharged or stayed within 45 days; or
- (e) **Security Enforced:** any mortgage, charge, pledge, lien or other encumbrance, present or future, created or assumed by the Issuer, the Guarantor or any of the Principal Subsidiaries over all or a material part of the assets of the Issuer, the Guarantor or the Principal Subsidiaries, becomes enforceable and any step is taken to enforce it (including the taking of possession or the appointment of a receiver, administrative receiver, administrator, manager or other similar person) and such action is not discharged within 45 days after the date thereof; or

- (f) **Insolvency:** the Issuer, the Guarantor or any of the Principal Subsidiaries is (or is, or could be, deemed by law or a court to be) insolvent or bankrupt or unable to pay its debts, stops, suspends or threatens to stop or suspend payment of all or a material part of (or of a particular type of) its debts, proposes or makes a general assignment or an arrangement or composition with or for the benefit of the relevant creditors in respect of any of such debts or a moratorium is agreed or declared in respect of or affecting all or a material part of (or of a particular type of) the debts of the Issuer, the Guarantor, or any of the Principal Subsidiaries, as the case may be; or
- (g) **Winding-up:** an administrator is appointed, an order is made or an effective resolution passed for the winding-up or dissolution or administration of the Issuer, the Guarantor or any of the Principal Subsidiaries, or the Issuer, the Guarantor or any of the Principal Subsidiaries ceases or threatens to cease to carry on all or substantially all of its business or operations, except for (A) the purpose of and followed by a reconstruction, amalgamation, reorganisation, merger or consolidation (i) on terms approved by an Extraordinary Resolution of the Noteholders, or (ii) in the case of a solvent winding-up of any Principal Subsidiary other than the Issuer, whereby the undertaking and assets of a Principal Subsidiary are transferred to or otherwise vested in the Guarantor or any of its Subsidiaries; or (iii) a disposal of a Principal Subsidiary on an arm's length basis; or
- (h) **Nationalisation:** any step is taken by any person with a view to the seizure, compulsory acquisition, expropriation or nationalisation of all or a material part of the assets of the Issuer, the Guarantor or any of the Principal Subsidiaries; or
- (i) **Authorisation and Consents:** any action, condition or thing (including the obtaining or effecting of any necessary consent, approval, authorisation, exemption, filing, licence, order, recording or registration) at any time required to be taken, fulfilled or done in order (i) to enable the Issuer and the Guarantor lawfully to enter into, exercise their respective rights and perform and comply with their respective obligations under the Notes, the relevant Deed of Guarantee and the Trust Deed, (ii) to ensure that those obligations are legally binding and enforceable and (iii) to make the Notes, the relevant Deed of Guarantee, the Coupons, the Register, the Receipts and the Trust Deed admissible in evidence in the courts of Hong Kong is not taken, fulfilled or done; or
- (j) **Illegality:** it is or will become unlawful for any of the Issuer and the Guarantor to perform or comply with any one or more of their respective obligations under any of the Notes, the relevant Deed of Guarantee, the Coupons, the Receipts or the Trust Deed; or
- (k) **Unenforceability of Guarantee:** except as permitted under the Trust Deed, any part of the relevant Guarantee is unenforceable or invalid or shall for any reason cease to be in full force and effect or is claimed to be unenforceable, invalid or not in full force and effect by the Issuer or the Guarantor; or
- (l) **Analogous Events:** any event occurs which under the laws of any relevant jurisdiction has an analogous effect to any of the events referred to in this Condition 10.

In this Condition 10, "**Principal Subsidiary**" means Subsidiaries of the Guarantor:

- (a) whose total operating income or (in the case of a Subsidiary which itself has Subsidiaries) consolidated total operating income, as shown by its latest audited income statement are at least five per cent. of the consolidated total operating income as shown by the latest published audited consolidated income statement of the Guarantor and its Subsidiaries including, for the avoidance of doubt, the Guarantor and its consolidated Subsidiaries' share of profits of Subsidiaries not consolidated and of jointly controlled entities and after adjustments for minority interests; or

- (b) whose net profits or (in the case of a Subsidiary which itself has Subsidiaries) consolidated net profit, as shown by its latest audited income statement are at least five per cent. of the consolidated net profit as shown by the latest published audited consolidated income statement of the Guarantor and its Subsidiaries including, for the avoidance of doubt, the Guarantor and its consolidated Subsidiaries' share of profits of Subsidiaries not consolidated and of jointly controlled entities and after adjustments for minority interests; or
- (c) whose total assets or (in the case of a Subsidiary which itself has Subsidiaries) consolidated total assets, as shown by its latest audited balance sheet are at least five per cent. of the consolidated total assets of the Guarantor and its Subsidiaries as shown by the latest published audited consolidated balance sheet of the Guarantor and its Subsidiaries including the investment of the Guarantor in each Subsidiary whose accounts are not consolidated with the consolidated audited accounts of the Guarantor and after adjustments for minority interests; or
- (d) to which is transferred the whole or substantially the whole of the assets of a Subsidiary which immediately prior to such transfer was a Principal Subsidiary, provided that (xx) the Principal Subsidiary which so transfers its assets shall forthwith upon such transfer cease to be a Principal Subsidiary and the Subsidiary to which the assets are so transferred shall forthwith become a Principal Subsidiary and (yy) on or after the date on which the first published audited accounts (consolidated, if appropriate) of the Guarantor prepared as of a date later than such transfer are issued, whether such transferor Subsidiary or such transferee Subsidiary is or is not a Principal Subsidiary shall be determined on the basis of such accounts by virtue of the provisions of paragraphs (a), (b) or (c) above of this definition;

provided that, in relation to paragraphs (a), (b) and (c) above of this definition:

- (i) in the case of a corporation or other business entity becoming a Subsidiary after the end of the financial period to which the latest consolidated audited accounts of the Guarantor relate, the reference to the then latest consolidated audited accounts of the Guarantor for the purposes of the calculation above shall, until consolidated audited accounts of the Guarantor for the financial period in which the relevant corporation or other business entity becomes a Subsidiary are published be deemed to be a reference to the then latest consolidated audited accounts of the Guarantor adjusted to consolidate the latest audited accounts (consolidated in the case of a Subsidiary which itself has Subsidiaries) of such Subsidiary in such accounts;
- (ii) if at any relevant time in relation to the Guarantor or any Subsidiary which itself has Subsidiaries no consolidated accounts are prepared and audited, total operating income, net profit or total assets of the Guarantor and/or any such Subsidiary shall be determined on the basis of pro forma consolidated accounts prepared for this purpose by the Guarantor;
- (iii) if at any relevant time in relation to any Subsidiary, no accounts are audited, its total operating income, net profit or total assets (consolidated, if appropriate) shall be determined on the basis of pro forma accounts (consolidated, if appropriate) of the relevant Subsidiary prepared for this purpose by the Guarantor; and
- (iv) if the accounts of any Subsidiary (not being a Subsidiary referred to in proviso (i) above) are not consolidated with those of the Guarantor, then the determination of whether or not such Subsidiary is a Principal Subsidiary shall be based on a pro forma consolidation of its accounts (consolidated, if appropriate) with the consolidated accounts (determined on the basis of the foregoing) of the Guarantor.

In addition, any Subsidiary which is not itself a Principal Subsidiary shall nevertheless be treated as a Principal Subsidiary if the total revenue and other income, net profit (or consolidated net profit if the Subsidiary itself has Subsidiaries) or total assets (or consolidated total assets if the

Subsidiary itself has Subsidiaries) attributable to such Subsidiary when aggregated with the total revenue and other income, net profit (or consolidated net profit if appropriate) or total assets (or consolidated total assets if appropriate) attributable to any other Subsidiary which is not itself a Principal Subsidiary and with respect to which any of the events referred to in this Condition 10 has occurred since the relevant Issue Date, exceeds five per cent. of the consolidated total revenue and other income, consolidated net profit or consolidated total assets of the Guarantor and its Subsidiaries.

11 Meetings of Noteholders, Modification, Waiver and Substitution

- (a) **Meetings of Noteholders:** The Trust Deed contains provisions for convening meetings of Noteholders to consider matters affecting their interests, including without limitation the sanctioning by Extraordinary Resolution of a modification of any of these Conditions or any provisions of the Trust Deed, the relevant Deed of Guarantee and the Agency Agreement. Such a meeting may be convened by the Issuer, the Guarantor or the Trustee and shall be convened by the Trustee if requested to do so by Noteholders holding not less than 10 per cent. in aggregate nominal amount of the Notes for the time being outstanding and subject to the Trustee being indemnified and/or secured and/or pre-funded to its satisfaction. The quorum for any meeting convened to consider an Extraordinary Resolution will be two or more persons holding or representing more than 50 per cent. in aggregate nominal amount of the Notes for the time being outstanding, or at any adjourned meeting two or more persons being or representing Noteholders whatever the nominal amount of the Notes held or represented, unless the business of such meeting includes consideration of proposals, *inter alia*, (i) to amend the dates of maturity or redemption of the Notes, any Instalment Date or any date for payment of interest or Interest Amounts on the Notes, (ii) to reduce or cancel the nominal amount of, or any Instalment Amount of, or any Redemption Amount in respect of, or any premium payable on redemption of, the Notes, (iii) to reduce the rate or rates of interest in respect of the Notes or to vary the method or basis of calculating the rate or rates or amount of interest or the basis for calculating any Interest Amount in respect of the Notes, (iv) if a Minimum Rate of Interest and/or a Maximum Rate of Interest is shown hereon, to reduce any such Minimum Rate of Interest and/or Maximum Rate of Interest, (v) to vary any method of, or basis for, calculating the Final Redemption Amount, the Early Redemption Amount or the Optional Redemption Amount, including the method of calculating the Amortised Face Amount, (vi) to vary the currency or currencies of payment or denomination of the Notes, or (vii) to modify the provisions concerning the quorum required at any meeting of Noteholders or the majority required to pass an Extraordinary Resolution, or (viii) to modify or cancel the relevant Guarantee otherwise than in accordance with Condition 11(b), in which case the necessary quorum will be two or more persons holding or representing not less than two-thirds or at any adjourned meeting not less than one-quarter in aggregate nominal amount of the Notes for the time being outstanding. Any Extraordinary Resolution duly passed shall be binding on Noteholders (whether or not they were present at the meeting at which such resolution was passed) and on all Couponholders.

The Trust Deed provides that a resolution (x) in writing signed by or on behalf of the holders of not less than 75 per cent. in aggregate nominal amount of the Notes for the time being outstanding, or (y) passed by Electronic Consent shall for all purposes be as valid and effective as an Extraordinary Resolution passed at a meeting of Noteholders duly convened and held. Such a resolution in writing may be contained in one document or several documents in the same form, each signed by or on behalf of one or more Noteholders.

These Conditions may be amended, modified or varied in relation to any Series of Notes by the terms of the relevant Pricing Supplement in relation to such Series.

- (b) **Modification of Agreements and Deeds:** The Trustee may (but shall not be obliged to) agree, without the consent of the Noteholders, Receiptholders or Couponholders, to (i) any modification of any of these Conditions or any of the provisions of the Trust Deed, the relevant Deed of Guarantee or the Agency Agreement that is of a formal, minor or technical nature or is made to correct a manifest error or is to comply with any mandatory provision of applicable law, and (ii) any other modification (except as mentioned in the Trust Deed), and any waiver or authorisation of any breach or proposed breach, of any of these Conditions or any of the provisions of the Trust Deed, the relevant Deed of Guarantee or the Agency Agreement that is in the opinion of the Trustee not materially prejudicial to the interests of the Noteholders. Any such modification, authorisation or waiver shall be binding on the Noteholders, Receiptholders and the Couponholders and, unless the Trustee otherwise agrees, such modification, authorisation or waiver shall be notified by the Issuer to the Noteholders as soon as practicable thereafter. In addition, the Trustee shall be obliged to concur with the Issuer in effecting any Benchmark Amendments in the circumstances set out in Condition 5(b)(iii)(C) without the consent of the Noteholders, Receiptholders or Couponholders.
- (c) **Substitution:** The Trust Deed contains provisions permitting (but not obliging) the Trustee to agree, subject to such amendment of the Trust Deed and such other conditions as the Trustee may require, but without the consent of the Noteholders, Receiptholders or the Couponholders, to the substitution of the Issuer's successor in business or any Subsidiary (as defined in the Trust Deed) of the Issuer or its successor in business or of the Guarantor or its successor in business or any Subsidiary of the Guarantor or its successor in business in place of the Issuer or the Guarantor, or of any previous substituted company, as principal debtor or guarantor under the Trust Deed, the Notes and the relevant Deed of Guarantee (as the case may be). In the case of such a substitution the Trustee may (but shall not be obliged to) agree, without the consent of the Noteholders, Receiptholders or the Couponholders, to a change of the law governing the Notes, the Receipts, the Coupons, the Talons, the relevant Deed of Guarantee and/or the Trust Deed provided that such change would not in the opinion of the Trustee be materially prejudicial to the interests of the Noteholders.
- (d) **Entitlement of the Trustee:** In connection with the exercise of its functions, rights, powers and discretions (including but not limited to those referred to in this Condition 11) the Trustee shall have regard to the interests of the Noteholders as a class and shall not have regard to the consequences of such exercise for individual Noteholders, Receiptholders or Couponholders, and the Trustee shall not be entitled to require on behalf of any Noteholder, Receiptholder or Couponholder, nor shall any Noteholder, Receiptholder or Couponholder be entitled to claim, from the Issuer or the Guarantor any indemnification or payment in respect of any tax consequence of any such exercise upon individual Noteholders or Couponholders.

12 Enforcement

At any time after the Notes become due and payable, the Trustee may (but shall not be obliged to), at its discretion and without further notice, take such steps and/or actions and/or institute such proceedings against the Issuer or the Guarantor as it may think fit to enforce the terms of the Trust Deed, the relevant Deed of Guarantee, the Notes, the Receipts and the Coupons, but it need not take any such steps and/or actions and/or institute any such proceedings unless (a) it shall have been so directed by an Extraordinary Resolution or so requested in writing by Noteholders holding at least 25 per cent. in aggregate nominal amount of the Notes then outstanding, and (b) it shall first have been indemnified and/or secured and/or pre-funded to its satisfaction. No Noteholder, Receiptholder and/or Couponholder may proceed directly against the Issuer or the Guarantor unless the Trustee, having become bound so to proceed, fails to do so within a reasonable time and such failure is continuing.

13 Indemnification of the Trustee

The Trust Deed contains provisions for the indemnification of the Trustee and for its relief from responsibility, including, without limitation, provisions relieving it from taking such steps and/or actions and/or instituting such proceedings to enforce payment unless first indemnified and/or secured and/or pre-funded to its satisfaction. The Trustee is entitled to enter into business transactions with the Issuer, the Guarantor and/or any entity related (directly or indirectly) to the Issuer or the Guarantor without accounting for any profit.

None of the Trustee or any of the Agents shall be responsible for the performance by the Issuer, the Guarantor and any other person appointed by the Issuer and/or the Guarantor in relation to the Notes of the duties and obligations on their part expressed in respect of the same and, unless it has written notice from the Issuer or the Guarantor to the contrary, the Trustee and each Agent shall be entitled to assume that the same are being duly performed. None of the Trustee or any Agent shall be liable to any Noteholder, Receiptholder or Couponholder or any other person for any action taken by the Trustee or such Agent in accordance with the instructions of the Noteholders. The Trustee shall be entitled to rely on any direction, request or resolution of Noteholders given by holders of the requisite nominal amount of Notes outstanding or passed at a meeting of Noteholders convened and held in accordance with the Trust Deed. Whenever the Trustee is required or entitled by the terms of the Trust Deed, the Agency Agreement, the relevant Deed of Guarantee or these Conditions to exercise any discretion or power, take any action, make any decision or give any direction, the Trustee is entitled, prior to its exercising any such discretion or power, taking any such action, making any such decision, or giving any such direction, to seek directions from the Noteholders by way of an Extraordinary Resolution, and the Trustee is not responsible for any loss or liability incurred by any person as a result of any delay in it exercising such discretion or power, taking such action, making such decision, or giving such direction where the Trustee is seeking such directions or in the event that no such directions are received. The Trustee and the Agents shall not be under any obligation to ascertain whether any Event of Default, Default or Potential Event of Default (as defined in the Trust Deed), as the case may be, has occurred or may occur or to monitor compliance with the provisions of the Trust Deed, the relevant Deed of Guarantee, the Agency Agreement or these Conditions.

The Trustee and the Agents may rely without liability to Noteholders, Receiptholders or Couponholders on any report, confirmation, opinion or certificate or any advice of any legal advisers, accountants, financial advisers, financial institution or any other expert, whether or not addressed to them and whether their liability in relation thereto is limited (by its terms or by any engagement letter relating thereto entered into by the Trustee or any other person or in any other manner) by reference to a monetary cap, methodology or otherwise. The Trustee or any Agent may accept and shall be entitled to rely on any such report, confirmation, opinion or certificate or advice and, in such event, such report, confirmation, opinion or certificate or advice shall be binding on the Issuer, the Guarantor, the Noteholders, Receiptholders and the Couponholders.

Each Noteholder shall be solely responsible for making and continuing to make its own independent appraisal and investigation into the financial condition, creditworthiness, condition, affairs, status and nature of the Issuer and its Subsidiaries, and the Trustee shall not at any time have any responsibility for the same and each Noteholder shall not rely on the Trustee in respect thereof.

14 Replacement of Notes, Certificates, Receipts, Coupons and Talons

If a Note, Certificate, Receipt, Coupon or Talon is mutilated or defaced or is alleged to have been lost, stolen or destroyed, it may be replaced, subject to applicable laws, regulations and stock exchange or other relevant authority regulations, at the specified office of the Issuing and Paying Agent (in the case of Bearer Notes, Receipts, Coupons or Talons) and of the Registrar (in the case of Certificates) or such other Paying Agent or Transfer Agent, as the case may be, as may from

time to time be designated by the Issuer for that purpose and notice of whose designation is given to Noteholders, in each case on payment by the claimant of the fees and costs incurred in connection therewith and on such terms as to evidence, security and indemnity (which may provide, *inter alia*, that if the allegedly lost, stolen or destroyed Note, Certificate, Receipt, Coupon or Talon is subsequently presented for payment or, as the case may be, for exchange for further Coupons, there shall be paid to the Issuer on demand the amount payable by the Issuer, the Issuing and Paying Agent and/or the Registrar in respect of such Notes, Certificates, Receipts, Coupons or further Coupons) and otherwise as the Issuer or the relevant Agent may require. Mutilated or defaced Notes, Certificates, Receipts, Coupons or Talons must be surrendered before replacements will be issued.

15 Further Issues

The Issuer may from time to time without the consent of the Noteholders, Receiptholders or Couponholders create and issue further securities having the same terms and conditions as the Notes in all respects (or in all respects except for the Issue Date, the issue price, the first payment of interest on them, the timing for submission of the NDRC Post-Issue Filing (if applicable) and the timing for completion of the Cross-border Security Registration) and so that such further issue shall be consolidated and form a single series with an outstanding Series. References in these Conditions to the Notes include (unless the context requires otherwise) any such other securities issued pursuant to this Condition 15.

16 Notices

Notices required to be given to the holders of Registered Notes pursuant to these Conditions shall be mailed to them at their respective addresses in the Register and deemed to have been given on the fourth weekday (being a day other than a Saturday or a Sunday) after the date of mailing and, so long as the Notes are listed on a stock exchange and the rules of that exchange so require, published at the Issuer's expense in a leading newspaper having general circulation in Asia (which is expected to be the Wall Street Journal Asia) and/or in such manner which complies with the rules and regulations of that stock exchange or such relevant authority. Notices required to be given to the holders of Bearer Notes pursuant to these Conditions shall be valid if published in a daily newspaper of general circulation in Asia (which is expected to be the Wall Street Journal Asia). If any such publication is not practicable, notices required to be given pursuant to these Conditions shall be validly given if published in another leading daily English language newspaper with general circulation in Asia. Any such notice shall be deemed to have been given on the date of such publication or, if published more than once or on different dates, on the first date on which publication is made, as provided above.

Receiptholders and Couponholders shall be deemed for all purposes to have notice of the contents of any notice given to the holders of Bearer Notes in accordance with this Condition 16.

17 Currency Indemnity

Any amount received or recovered in a currency other than the currency in which payment under the relevant Note, Receipt or Coupon is due (whether as a result of, or of the enforcement of, a judgment or order of a court of any jurisdiction, in the insolvency, winding-up or dissolution of the Issuer or otherwise) by any Noteholder, Receiptholder or Couponholder in respect of any sum expressed to be due to it from the Issuer shall only constitute a discharge to the Issuer to the extent of the amount in the currency of payment under the relevant Note, Receipt or Coupon that the recipient is able to purchase with the amount so received or recovered in that other currency on the date of that receipt or recovery (or, if it is not practicable to make that purchase on that date, on the first date on which it is practicable to do so). If the amount received or recovered is less than the amount expressed to be due to the recipient under any Note, Receipt or Coupon, the Issuer shall indemnify it against any loss sustained by it as a result. In any event, the Issuer shall indemnify the recipient against the cost of making any such purchase. For the purposes of this

Condition 17, it shall be sufficient for the Noteholder, Receiptholder or Couponholder, as the case may be, to demonstrate that it would have suffered a loss had an actual purchase been made. These indemnities constitute a separate and independent obligation from the Issuer's other obligations, shall give rise to a separate and independent cause of action, shall apply irrespective of any indulgence granted by any Noteholder, Receiptholder or Couponholder and shall continue to be in full force and effect despite any other judgment, order, claim or proof for a liquidated amount in respect of any sum due under any Note, Receipt or Coupon or any other judgment or order.

18 Contracts (Rights of Third Parties) Act 1999

Without prejudice to the rights of the Noteholders as set out in these Conditions, no person shall have any right to enforce any term or condition of the Notes under the Contracts (Rights of Third Parties) Act 1999 except to the extent expressly provided for in these Conditions and in the Trust Deed.

19 Governing Law and Jurisdiction

- (a) **Governing Law:** The Trust Deed, the Notes, the Receipts, the Coupons and the Talons, the Agency Agreement, the relevant Deed of Guarantee and any non-contractual obligations arising out of or in connection with them, are governed by, and shall be construed in accordance with, the laws of England.
- (b) **Jurisdiction:** The courts of Hong Kong are to have exclusive jurisdiction to settle any disputes that may arise out of or in connection with the Notes, Receipts, Coupons or Talons, the Agency Agreement, the relevant Deed of Guarantee and the Trust Deed and accordingly any legal action or proceedings arising out of or in connection with any Notes, Receipts, Coupons or Talons, the Agency Agreement, the relevant Deed of Guarantee or the Trust Deed (“**Proceedings**”) may be brought in the courts of Hong Kong. Pursuant to the Trust Deed, each of the Issuer, the Guarantor and the Trustee has irrevocably submitted to the exclusive jurisdiction of the courts of Hong Kong and waived any objection to Proceedings in any such courts whether on the ground of venue or on the ground that the Proceedings have been brought in an inconvenient forum.
- (c) **Agent for Service of Process:** Each of the Issuer and the Guarantor has irrevocably agreed to receive service of process at the Guarantor's place of business in Hong Kong from time to time, currently at 18/F, Two Exchange Square, Central, Hong Kong in any Proceedings in Hong Kong.
- (d) **Independence and Waiver of Immunity:**
 - (i) The Guarantor is a separate legal and independent entity organised under the Company Law of the PRC and is an enterprise undertaking commercial activities independent from the PRC government with ownership of its assets and the capacity independently to assume civil liabilities.
 - (ii) Each of the Issuer and the Guarantor has under the Trust Deed waived any right to claim sovereign or other immunity from jurisdiction or execution and any similar defence, and irrevocably consented to the giving of any relief or the issue of any process, including, without limitation, the making, enforcement or execution against any property whatsoever (irrespective of its use or intended use) of any order or judgment made or given in connection with any Proceedings.

SUMMARY OF PROVISIONS RELATING TO THE NOTES WHILE IN GLOBAL FORM

Terms used in this section that are not otherwise defined shall have the meanings given to them in “Terms of Conditions of the Notes”.

INITIAL ISSUE OF NOTES

Global Notes and Global Certificates may be delivered on or prior to the original issue date of the Tranche to a common depository for Euroclear and Clearstream (the “**Common Depository**”) or a sub-custodian for the CMU.

Upon the initial deposit of a Global Note or a Global Certificate with the Common Depository or with a sub-custodian for the CMU or registration of Registered Notes in the name of (i) any nominee of the Common Depository for Euroclear and Clearstream or (ii) the Hong Kong Monetary Authority as operator of the CMU and delivery of the relevant Global Note or Global Certificate to the Common Depository or the sub-custodian for the CMU (as the case may be), Euroclear or Clearstream or the CMU (as the case may be) will credit each subscriber with a nominal amount of Notes equal to the nominal amount thereof for which it has subscribed and paid.

Notes that are initially deposited with the Common Depository may also be credited to the accounts of subscribers with (if indicated in the relevant Pricing Supplement) other clearing systems through direct or indirect accounts with Euroclear and Clearstream held by such other clearing systems. Conversely, Notes that are initially deposited with any other clearing system may similarly be credited to the accounts of subscribers with Euroclear, Clearstream or other clearing systems.

RELATIONSHIP OF ACCOUNTHOLDERS WITH CLEARING SYSTEMS

Each of the persons shown in the records of Euroclear, Clearstream or any other clearing system (an “**Alternative Clearing System**”) as the holder of a Note represented by a Global Note or a Global Certificate must look solely to Euroclear, Clearstream or any such Alternative Clearing System (as the case may be) for his share of each payment made by the Issuer to the bearer of such Global Note or the holder of the underlying Registered Notes, as the case may be, and in relation to all other rights arising under the Global Notes or Global Certificates, subject to and in accordance with the respective rules and procedures of Euroclear, Clearstream or such Alternative Clearing System (as the case may be). Such persons shall have no claim directly against the Issuer in respect of payments due on the Notes for so long as the Notes are represented by such Global Note or Global Certificate and such obligations of the Issuer will be discharged by payment to the bearer of such Global Note or the holder of the underlying Registered Notes, as the case may be, in respect of each amount so paid.

If a Global Note or a Global Certificate is lodged with a sub-custodian for or registered with the CMU, the person(s) for whose account(s) interests in such Global Note or Global Certificate are credited as being held in the CMU in accordance with the CMU Rules shall be the only person(s) entitled or in the case of Registered Notes, directed or deemed by the CMU as entitled to receive payments in respect of Notes represented by such Global Note or Global Certificate and the Issuer will be discharged by payment to, or to the order of, such person(s) for whose account(s) interests in such Global Note or Global Certificate are credited as being held in the CMU in respect of each amount so paid. Each of the persons shown in the records of the CMU as the beneficial holder of a particular nominal amount of Notes represented by such Global Note or Global Certificate must look solely to the CMU for his share of each payment so made by the Issuer in respect of such Global Note or Global Certificate.

EXCHANGE

Temporary Global Notes

Each Temporary Global Note will be exchangeable, free of charge to the holder, on or after its Exchange Date:

- (i) if the relevant Pricing Supplement indicates that such Global Note is issued in compliance with TEFRA C or in a transaction to which TEFRA is not applicable (as to which, see “*Summary of the Programme – Selling Restrictions*”), in whole, but not in part, for the Definitive Notes defined and described below; and
- (ii) otherwise, in whole or in part upon certification as to non-U.S. beneficial ownership in the form set out in the Agency Agreement for interests in a Permanent Global Note or, if so provided in the relevant Pricing Supplement, for Definitive Notes.

The CMU may require that any such exchange for a Permanent Global Note is made in whole and not in part and in such event, no such exchange will be effected until all relevant account holders (as set out in a CMU Issue Position Report (as defined in the rules of the CMU) or any other relevant notification supplied to the CMU Lodging and Paying Agent by the CMU) have so certified.

The holder of a Temporary Global Note issued pursuant to TEFRA D will not be entitled to collect any payment of interest, principal or other amount due on or after the Exchange Date unless, upon due certification as to non-U.S. beneficial ownership in the form set out in the Agency Agreement, exchange of the Temporary Global Note for an interest in a Permanent Global Note or for Definitive Notes is improperly withheld or refused. The payments in respect of a Note issued under TEFRA D pursuant to Conditions 6(d) and 6(f) may not be collected without certificate as to non-U.S. beneficial ownership.

In respect of a Note issued under TEFRA D, for the purpose of dealing in Euroclear or Clearstream or the CMU, any further issue of Notes by the Issuer pursuant to Condition 15 may not be consolidated and form a single series with the outstanding securities of any series (including the Notes) until the exchange of interests in a Temporary Global Note for interests in a Permanent Global Note upon the relevant Certification.

Permanent Global Notes

Each Permanent Global Note will be exchangeable, free of charge to the holder, on or after its Exchange Date in whole but not, except as provided in the paragraph titled “*Partial Exchange of Permanent Global Notes*” below, in part for Definitive Notes if the Permanent Global Note is held on behalf of Euroclear, Clearstream, the CMU or an Alternative Clearing System and any such clearing system is closed for business for a continuous period of 14 days (other than by reason of holidays, statutory or otherwise) or announces an intention permanently to cease business or in fact does so.

In the event that a Global Note is exchanged for Definitive Notes, such Definitive Notes shall be issued in Specified Denomination(s) only. A Noteholder who holds a nominal amount of less than the minimum Specified Denomination will not receive a Definitive Note in respect of such holding and would need to purchase a nominal amount of Notes such that it holds an aggregate nominal amount equal to one or more Specified Denominations.

Global Certificates

The following will apply in respect of transfers of Notes held in Euroclear, Clearstream, the CMU or an Alternative Clearing System. These provisions will not prevent the trading of interests in the Notes within a clearing system whilst they are held on behalf of such clearing system, but will limit the circumstances in which the Notes may be withdrawn from the relevant clearing system. Transfer of the holding of Notes represented by any Global Certificate pursuant to Condition 2(b) may only be made in

part if the relevant clearing system is closed for business for a continuous period of 14 days (other than by reason of holidays, statutory or otherwise) or announces an intention permanently to cease business or does in fact do so.

In the event that a Global Certificate is exchanged for a definitive Certificate, such definitive Certificate shall be issued in Specified Denomination(s) only. A Noteholder who holds a nominal amount of less than the minimum Specified Denomination will not receive a definitive Certificate in respect of such holding and would need to purchase a nominal amount of Notes such that it holds an aggregated nominal amount equal to one or more Specified Denominations.

Partial Exchange of Permanent Global Notes

For so long as a Permanent Global Note is held on behalf of a clearing system and the rules of that clearing system permit, such Permanent Global Note will be exchangeable in part on one or more occasions for Definitive Notes (i) if principal, interests and Instalment Amounts in respect of any Notes is not paid when due or (ii) if so provided in, and in accordance with, the Terms and Conditions of the Notes (which will be set out in the relevant Pricing Supplement) relating to Partly Paid Notes.

Delivery of Notes

On or after any due date for exchange, the holder of a Global Note may surrender such Global Note or, in the case of a partial exchange, present it for endorsement to or to the order of the Issuing and Paying Agent (or, in the case of Notes lodged with the CMU, the CMU Lodging and Paying Agent).

In exchange for any Global Note, or the part thereof to be exchanged, the Issuer will (i) in the case of a Temporary Global Note exchangeable for a Permanent Global Note, deliver, or procure the delivery of, a Permanent Global Note in an aggregate nominal amount equal to that of the whole or that part of a Temporary Global Note that is being exchanged or, in the case of a subsequent exchange, endorse, or procure the endorsement of, a Permanent Global Note to reflect such exchange or (ii) in the case of a Global Note exchangeable for Definitive Notes, deliver, or procure the delivery of, an equal aggregate nominal amount of duly executed and authenticated Definitive Notes. Global Notes, Global Certificates and Definitive Notes will be delivered outside the United States and its possessions. In this Offering Circular, “**Definitive Notes**” means, in relation to any Global Note, the definitive Bearer Notes for which such Global Note may be exchanged (if appropriate, having attached to them all Coupons and Receipts in respect of interest or Instalment Amounts that have not already been paid on the Global Note and a Talon).

Definitive Notes will be security printed in accordance with any applicable legal and stock exchange requirements substantially in the form set out in the Schedules to the Trust Deed. On exchange in full of each Permanent Global Note, the Issuer will, if the holder so requests, procure that it is cancelled and returned to the holder together with the relevant Definitive Notes.

Exchange Date

“**Exchange Date**” means, in relation to a Temporary Global Note, the day falling after the expiry of 40 days after its issue date and, in relation to a Permanent Global Note, a day falling not less than 60 days, after that on which the notice requiring exchange is given and on which banks are open for business in the city in which the specified office of the Issuing and Paying Agent is located and in the city in which the relevant clearing system is located.

Amendment to the Terms and Conditions of the Notes

The Temporary Global Notes, Permanent Global Notes and Global Certificates contain provisions that apply to the Notes that they represent, some of which modify the effect of the Terms and Conditions of the Notes set out in this Offering Circular. The following is a summary of certain of those provisions:

Payments

No payment falling due after the Exchange Date will be made on any Global Note unless exchange for an interest in a Permanent Global Note or for Definitive Notes is improperly withheld or refused.

Payments on any Temporary Global Note issued in compliance with TEFRA D before the Exchange Date will only be made against presentation of certification as to non-U.S. beneficial ownership in the form set out in the Agency Agreement. All payments in respect of Notes represented by a Global Note (except with respect to a Global Note held through the CMU) will be made against presentation for endorsement and, if no further payment falls to be made in respect of the Notes, surrender of that Global Note to or to the order of the Issuing and Paying Agent as shall have been notified to the Noteholders for such purpose. A record of each payment so made will be enfaced on each Global Note, which endorsement will be *prima facie* evidence that such payment has been made in respect of the Notes. Condition 7(f)(vi) of the Terms and Conditions of the Notes will apply to the Definitive Notes only. For the purpose of any payments made in respect of a Global Note, the relevant place of presentation (if applicable) shall be disregarded in the definition of “**business day**” set out in Condition 7(h) of the Terms and Conditions of the Notes.

All payments in respect of Notes represented by a Global Certificate (other than a Global Certificate held through the CMU) will be made to, or to the order of, the person whose name is entered on the Register at the close of business on the record date which shall be the Clearing System Business Day immediately prior to the date for payment, where “**Clearing System Business Day**” means Monday to Friday inclusive except 25 December and 1 January.

In respect of a Global Note or Global Certificate representing Notes held through the CMU, any payments of principal, interest (if any) or any other amounts shall be made to the person(s) for whose account(s) interests in the relevant Global Note or Global Certificate are credited (as set out in the records of the CMU) at the close of business on the Clearing System Business Day immediately prior to the date for payment and, save in the case of final payment, no presentation of the relevant bearer Global Note or Global Certificate shall be required for such purpose. For the purposes of this paragraph, “Clearing System Business Day” means a day on which the CMU is operating and open for business.

Prescription

Claims against the Issuer in respect of Notes that are represented by a Permanent Global Note will become void unless it is presented for payment within a period of 10 years (in the case of principal) and five years (in the case of interest) from the appropriate Relevant Date (as defined in Condition 8 of the Terms and Conditions of the Notes).

Meetings

The holder of a Permanent Global Note or of the Notes represented by a Global Certificate shall be treated as two persons for the purposes of any quorum requirements of a meeting of Noteholders and, at any such meeting, the holder of a Permanent Global Note or of the Notes represented by a Global Certificate shall be treated as having one vote in respect of each integral currency unit of the Specified Currency of the Notes. All holders of Registered Notes are entitled to one vote in respect of each integral currency unit of the Specified Currency of the Notes comprising such Noteholders holding, whether or not represented by a Global Certificate.

Cancellation

Cancellation of any Note represented by a Permanent Global Note that is required by the Terms and Conditions of the Notes to be cancelled (other than upon its redemption) will be effected by reduction in the nominal amount of the relevant Permanent Global Note or its presentation to or to the order of the Issuing and Paying Agent (or, in the case of Notes lodged with the CMU, the CMU Lodging and Paying Agent) for endorsement in the relevant schedule of such Permanent Global Note or,

in the case of a Global Certificate, by reduction in the aggregate nominal amount of the Certificates in the Register, whereupon the nominal amount thereof shall be reduced for all purposes by the amount so cancelled and endorsed.

Purchase

Notes represented by a Permanent Global Note or by a Global Certificate may only be purchased by the Issuer, the Guarantor or any of their respective subsidiaries if they are purchased together with the rights to receive all future payments of interest and Instalment Amounts (if any) thereon.

Issuer's Option

Any option of early redemption of the Issuer provided for in the Terms and Conditions of the Notes of any Notes while such Notes are represented by a Permanent Global Note or by a Global Certificate shall be exercised by the Issuer giving notice to the Noteholders within the time limits set out in and containing the information required by the Terms and Conditions of the Notes, except that the notice shall not be required to contain the serial numbers of Notes drawn in the case of a partial exercise of an option and accordingly no drawing of Notes shall be required. In the event that any option of the Issuer is exercised in respect of some but not all of the Notes of any Series, the rights of accountholders with a clearing system in respect of the Notes will be governed by the standard procedures of Euroclear, Clearstream, the CMU or Alternative Clearing System (as the case may be).

Noteholders' Options

Any option of the Noteholders provided for in the Terms and Conditions of the Notes of any Notes while such Notes are represented by a Permanent Global Note may be exercised by the holder of the Permanent Global Note giving notice to the Issuing and Paying Agent (or, in the case of Notes lodged with the CMU, the CMU Lodging and Paying Agent) within the time limits relating to the deposit of Notes with a Paying Agent, a Transfer Agent or the Registrar (as applicable) set out in the Terms and Conditions of the Notes substantially in the form of the notice available from any Paying Agent, any Transfer Agent or the Registrar (as applicable), except that the notice shall not be required to contain the certificate numbers of the Notes in respect of which the option has been exercised, and stating the nominal amount of Notes in respect of which the option is exercised and at the same time presenting the Permanent Global Note to the Issuing and Paying Agent (or, in the case of Notes lodged with the CMU, the CMU Lodging and Paying Agent), for notation accordingly in relevant schedule of such Permanent Global Note.

Trustee's Powers

In considering the interests of Noteholders while any Global Note is held on behalf of, or Registered Notes are registered in the name of, or in the name of any nominee for, a clearing system, the Trustee may have regard to any information provided to it by such clearing system or its operator as to the identity (either individually or by category) of its accountholders with entitlements to such Global Note or Registered Notes and may consider such interest if such accountholders were the holders of the Notes represented by such Global Note or the relevant Global Certificate, as the case may be.

Notices

So long as any Notes are represented by a Global Note or a Global Certificate and such Global Note or Global Certificate is held on behalf of (i) Euroclear and/or Clearstream or Alternative Clearing System (except as provided in (ii) below), notices to the holders of Notes of that Series may be given by delivery of the relevant notice to that clearing system for communication by it to entitled accountholders in substitution for publication as required by the Terms and Conditions of the Notes or by delivery of the relevant notice to the holder of the Global Note or (ii) the CMU, notices to the holders of Notes of that Series may be given by delivery of the relevant notice to the CMU in substitution for publication as

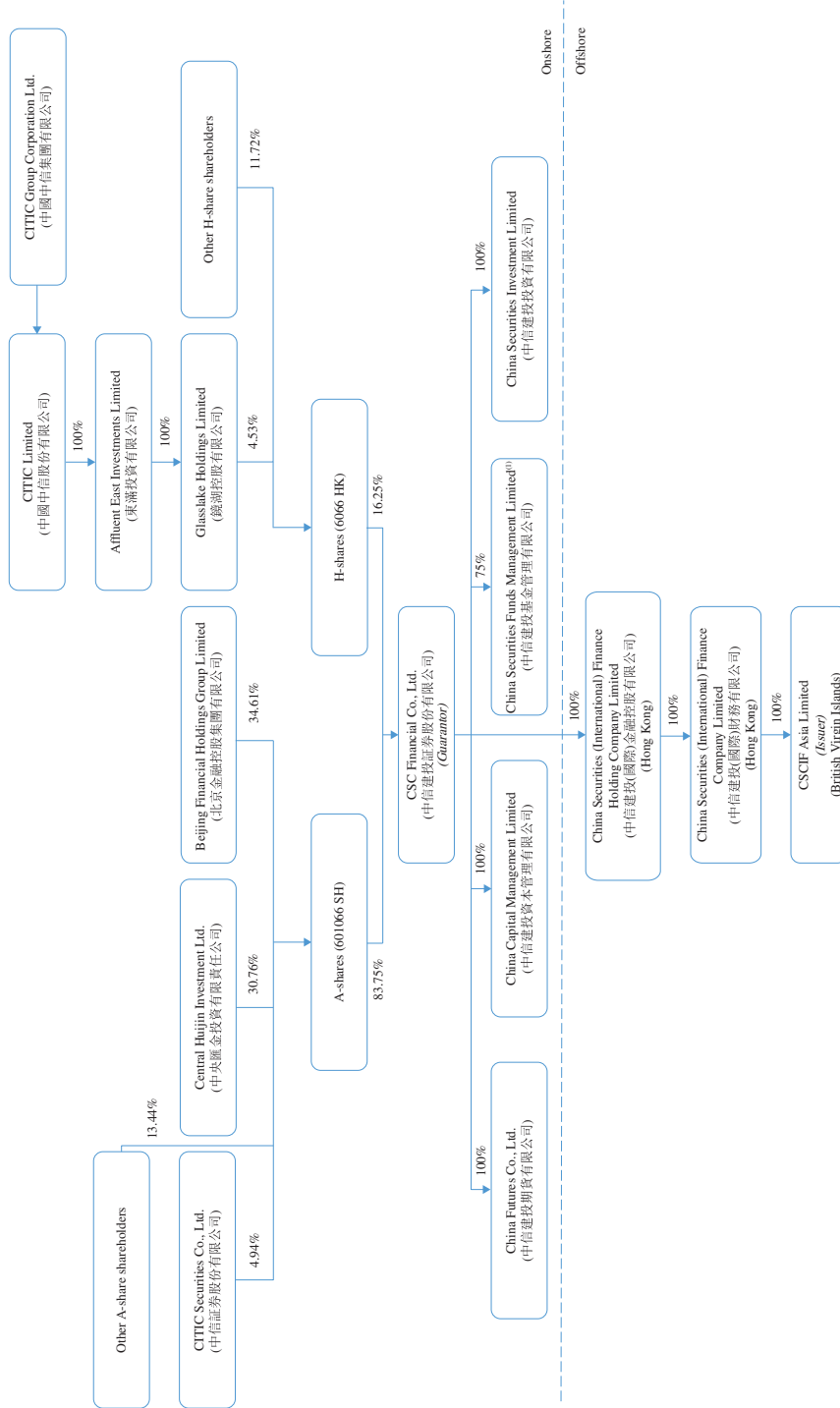
required by the Conditions or by delivery of the relevant notice to the holder of the Global Note or Global Certificate, and any such notice shall be deemed to have been given to the Noteholders on the day on which such notice is delivered to the CMU.

PARTLY PAID NOTES

The provisions relating to Partly Paid Notes are not set out in this Offering Circular, but will be contained in the relevant Pricing Supplement and thereby in the Global Notes. While any instalments of the subscription moneys due from the holder of Partly Paid Notes are overdue, no interest in a Global Note representing such Notes may be exchanged for an interest in a Permanent Global Note or for Definitive Notes (as the case may be). If any Noteholder fails to pay any instalment due on any Partly Paid Notes within the time specified, the Issuer may forfeit such Notes and shall have no further obligation to their holders in respect of them.

CORPORATE STRUCTURE

The following chart sets forth the corporation structure of our corporate structure as at 31 December 2021.



Note:

- In 2022, there was a change in the equity interest of China Securities Funds. In January 2022, CSRC approved that the Company, as transferee, received 25% of the equity interest of China Securities Funds held by Aerospace Science & Technology Finance Co., Ltd. On 10 February 2022, China Securities Funds completed the industrial and commercial registration of the equity transfer and other matters. As at the date of this Offering Circular, the Company has changed its shareholding in China Securities Funds Management Limited from 75% to 100% and China Securities Funds has therefore become a wholly-owned subsidiary of the Company.

DESCRIPTION OF THE ISSUER

OVERVIEW

The Issuer was incorporated as a BVI business company with limited liability on 7 July 2015 in the British Virgin Islands under the BVI Business Companies Act (As Revised). Its registered office is located at Ritter House, Wickhams Cay II, Road Town, Tortola VG1110, British Virgin Islands, and its registration number is 1881690. The Issuer is wholly owned by the Guarantor.

BUSINESS ACTIVITY

Under the Issuer's memorandum and articles of association, the Issuer has full capacity to carry on or undertake any business or activity, do any act or enter into any transaction that is not prohibited under any law for the time being in force in the British Virgin Islands. However, so long as the Notes are outstanding, the Issuer will limit its permitted activities as described under "Terms and Conditions of the Notes." The Issuer's primary purpose is to act as one of the Group's financing subsidiaries to issue and hold the Notes. The Issuer has no material business nor assets and does not have any employees. In the future, the Issuer may, either itself or through direct and indirect subsidiaries and associated companies, issue further bonds and engage in other business activities related to us and may incur substantial liabilities and indebtedness.

DIRECTORS

The sole director of the Issuer is Ms. Xue Lan. The sole director of the Issuer does not hold any shares or options to acquire shares of the Issuer.

SHARE CAPITAL

The Issuer is authorised to issue 50,000 shares of US\$1.00 par value each of a single class and series, 100 of which have been issued and is fully paid. No part of the equity securities of the Issuer is listed or dealt in on any stock exchange and no listing or permission to deal in such securities is being or is proposed to be sought.

FINANCIAL INFORMATION

The Issuer has not engaged, since its incorporation, in any activities other than those incidental to its incorporation, the authorisation, execution and issue of the Notes, and the documents and matters referred to or contemplated in this Offering Circular to which the Issuer is or will be a party and matters which are incidental or ancillary to the foregoing.

On 4 August 2020, the Issuer issued 1.75% senior notes due 2025 in the aggregate principal amount of US\$500,000,000 under this Programme, and on 10 June 2021, the Issuer issued 1.125% senior notes due 2024 in the aggregate principal amount of US\$500,000,000 under this Programme. Except as otherwise disclosed in this Offering Circular, the Issuer has no other borrowings or indebtedness in the nature of borrowings (including loan capital issued or created but unused), term loans, liabilities under acceptances or acceptance credits, mortgages, charges or guarantees or other contingent liabilities.

There are no other outstanding loans or subscriptions, allotments or options in respect of the Issuer.

The financial year of the Issuer runs from 1 January to 31 December. There has been no material change in the activities of the Issuer since its incorporation. The Issuer has not prepared any financial statements since its incorporation.

DESCRIPTION OF THE GROUP

OVERVIEW

We are a leading large full-service investment bank in the PRC with superior value creation capabilities. We have a strong client base, a premier investment banking brand, a balanced business structure, and a robust and prudent risk management system. We adhere to the core value of “achievements leading to status”, as well as the concepts of “risk management as priority” and “healthy development” to strive for better service for existing customers and realise mutual growth with the enterprise. In the meantime, we penetrated the local market and moved towards the international market to explore potential quality customers. We aim at taking advantage of our investment banking business as the starting point to steadily develop innovative business, becoming a large best-in-class full-service investment bank based in the PRC with a global vision leveraging the development trends in the PRC and global capital market.

As at 31 December 2021, we had a total of 312 branches (excluding Shanghai Free Trade Zone Branch), of which 57% were located in Beijing, Shanghai, Guangdong, Fujian, Zhejiang, Jiangsu and Shandong, and among which 275 are securities branches. As at 31 December 2021, the Company has four wholly owned subsidiaries, namely China Securities Futures, China Securities Capital, China Securities International, which is incorporated in Hong Kong, and China Securities Investment Limited, and one controlled subsidiary, namely China Securities Funds.

Our four business segments are investment banking, wealth management, trading and institutional client services and asset management. Our diversified service and product offerings enable us to achieve synergies across different business lines. With the strong support of our shareholders and our professional management team, we engage in proprietary trading to enhance our financial performance. Through the efforts of our visionary leadership team and our high-calibre employees, we have experienced substantial growth over the years and achieved industry-leading positions in many of our business segments. The table below sets out the detailed components of each business segment.

<u>Investment banking business</u>	<u>Wealth management business</u>	<u>Trading and institutional client services business</u>	<u>Asset management business</u>
Equity financing business	Brokerage and wealth management business	Equity sales and trading business	Asset management business of the securities company
Debt financing business	Margin financing and securities lending business	Fixed income products sales and trading business	Fund management business
Financial advisor business	Repurchase business	Investment and research business	Private equity investment business
		Prime brokerage business	
		QFII business and RQFII business	
		Other investment businesses	

Our total assets increased by 30.0% from RMB285,669.6 million as at 31 December 2019 to RMB371,228.1 million as at 31 December 2020, and further increased by 22.0% to RMB452,791.4 million (US\$71,052.9 million) as at 31 December 2021. Our total revenue and other income increased by 58.3% from RMB19,407.4 million as at 31 December 2019 to RMB30,720.1 million as at 31 December 2020, and further increased by 27.1% to RMB39,033.0 million (US\$6,125.1 million) as at 31 December 2021.

RECENT DEVELOPMENT

Extracted Financial Information as at and for the Six Months Ended 30 June 2022

The following unaudited but reviewed consolidated financial information as at and for the six months ended 30 June 2021 and 2022 as set forth below is extracted from the Guarantor's unaudited but reviewed consolidated financial statements as at and for the six months ended 30 June 2022, which have been reviewed but not audited by PricewaterhouseCoopers in accordance with International Financial Reporting Standards, or IFRS.

Interim Condensed Consolidated Income Statement

	For the six months ended 30 June	
	2021	2022
	RMB	RMB
	(unaudited)	(unaudited)
	(in thousands)	
Fee and commission income	6,137,040	7,630,578
Interest income	4,263,207	4,518,465
Net investment gains	3,481,342	2,932,390
	13,881,589	15,081,433
Other income	2,588,924	3,767,511
Total revenue and other income	16,470,513	18,848,944
Fee and commission expenses	(710,963)	(885,979)
Interest expenses	(3,433,533)	(3,546,577)
Staff costs	(3,402,040)	(3,954,670)
Tax and surcharges	(73,465)	(78,060)
Other operating expenses and costs	(3,485,866)	(4,815,040)
Credit impairment reversals/(losses)	305,094	(65,104)
Impairment losses on other assets	(12,475)	(22,037)
Total expenses	(10,813,248)	(13,367,467)
Operating profit	5,657,265	5,481,477
Share of profits and losses of associates	2,592	7,183
Profit before income tax	5,659,857	5,488,660
Income tax expense	(1,167,286)	(1,106,233)
Profit for the period	4,492,571	4,382,427
Attributable to:		
Equity holders of the Company	4,529,126	4,375,356
Non-controlling interests	(36,555)	7,071
	4,492,571	4,382,427
Earnings per share attributable to ordinary equity holders of the Company (expressed in RMB yuan per share)		
– Basic and diluted	0.55	0.52

Interim Condensed Consolidated Statement of Comprehensive Income

	For the six months ended	
	30 June	
	2021	2022
	RMB	RMB
	(unaudited)	(unaudited)
	(in thousands)	
Profit for the period	4,492,571	4,382,427
Other comprehensive income		
Items that may be reclassified to profit or loss in subsequent period		
Net gains on investments in debt instruments measured at fair value through other comprehensive income	189,094	146,190
Net losses on investments in debt instruments measured at fair value through other comprehensive income reclassified to profit or loss on disposal	(5,979)	(103,390)
Income tax relating to these items	(45,863)	(15,898)
	137,252	26,902
Share of other comprehensive income of associates	25	(50)
Foreign currency translation differences	(17,920)	151,486
Items that will not be reclassified subsequently to profit or loss		
Net losses on investments in equity instruments designated as at fair value through other comprehensive income	(138,020)	(18,910)
Income tax relating to these items	37,536	–
	(100,484)	(18,910)
Other comprehensive income for the period, net of tax	18,873	159,428
Total comprehensive income for the period	4,511,444	4,541,855
Attributable to:		
Equity holders of the Company	4,547,999	4,534,784
Non-controlling interests	(36,555)	7,071
	4,511,444	4,541,855

Interim Condensed Consolidated Statement of Financial Position

	As at	
	31 December	As at 30 June
	2021	2022
	RMB	RMB
	(unaudited)	(unaudited)
	(in thousands)	
Non-current assets		
Property, plant and equipment	701,008	628,362
Right-of-use assets	1,822,761	1,669,701
Investment properties	49,146	47,003
Intangible assets	519,133	498,998
Investment in associates	111,002	109,435
Financial assets at fair value through profit or loss	7,576,009	8,780,749
Financial assets held under resale agreements	9,906	4,884
Refundable deposits	10,395,629	10,851,512
Deferred tax assets	1,967,844	2,238,608
Other non-current assets	94,082	87,438
Total non-current assets	23,246,520	24,916,690
Current assets		
Margin accounts	57,808,146	52,980,150
Accounts receivable	23,075,172	25,830,734
Financial assets at fair value through profit or loss	153,971,907	144,192,549
Financial assets at fair value through other comprehensive income	48,358,146	55,548,514
Derivative financial assets	2,517,942	2,797,348
Financial assets held under resale agreements	19,011,848	21,122,026
Cash held on behalf of clients	88,118,755	108,159,807
Cash and bank balances	36,002,716	28,831,806
Other current assets	680,274	934,156
Total current assets	429,544,906	440,397,090
Total assets	452,791,426	465,313,780

	As at	As at 30 June
	31 December	2022
	2021	2022
	RMB	RMB
	(audited)	(unaudited)
	(in thousands)	
Current liabilities		
Accounts payable to brokerage clients	93,082,812	114,389,211
Lease liabilities	444,289	457,190
Derivative financial liabilities	4,295,326	3,903,811
Financial liabilities at fair value through profit or loss	2,345,498	4,546,030
Financial assets sold under repurchase agreements	99,595,667	95,950,952
Placements from banks and other financial institutions	8,528,656	2,510,406
Taxes payable	1,486,151	892,996
Short-term borrowings	987,374	563,412
Short-term financing instruments payable	18,290,179	15,714,848
Other current liabilities	75,365,016	72,729,070
Total current liabilities	304,420,968	311,657,926
Net current assets	125,123,938	128,739,164
Total assets less current liabilities	148,370,458	153,655,854
Non-current liabilities		
Financial liabilities at fair value through profit or loss	5,454,391	7,835,101
Bonds in issue	60,020,192	54,108,672
Lease liabilities	1,359,022	1,212,843
Deferred tax liabilities	1,525,316	1,587,516
Other non-current liabilities	5,253	2,948
Total non-current liabilities	68,364,174	64,747,080
Net assets	80,006,284	88,908,774
Equity		
Share capital	7,756,695	7,756,695
Other equity instruments	14,937,500	22,912,302
Reserves	31,323,286	31,484,165
Retained earnings	25,800,975	26,714,382
Equity attributable to equity holders of the Company	79,818,456	88,867,544
Non-controlling interests	187,828	41,230
Total equity	80,006,284	88,908,774

September 2022 Financial Information

We have published the September 2022 Financial Information, the financial information in which was prepared according to PRC GAAP. The report is available on the website of the Hong Kong Stock Exchange at www.hkexnews.com.hk and the website of Shanghai Stock Exchange at www.sse.com.cn. The September 2022 Financial Information is not included in and does not form a part of this Offering Circular.

The September 2022 Financial Information has not been audited or reviewed by the Group's independent accountants, or any other independent accountants, and may be subject to adjustments if audited or reviewed. Consequently, none of the Arrangers, Dealers, the Trustee or Agents (or any of their respective affiliates, directors, officers, employees, representatives, advisors, agents and each person who controls any of them) makes any representation, warranty or undertaking, express or implied, regarding the accuracy or completeness of such financial information, and potential investors should not place undue reliance on such information. The Group's September 2022 Financial Information should not be taken as an indication of the expected financial condition, results of operations and results of the Group for the full year of 2022.

We summarise below some of the changes to our income statement and statement of cash flows for the nine months ended 30 September 2022 compared to the nine months ended 30 September 2021.

- Net fee and commission income increased mainly due to the increase in net income from the investment banking business.

- Net investment income increased mainly due to the increase in investment income.
- We recorded a loss arising from changes in fair value as compared to a gain arising from changes in fair value in the same period of 2021, mainly due to the decrease of floating profit of financial assets held for trading for the period.
- Other operating income increased mainly due to the increase in revenue from bulk commodity trading income of the futures subsidiary.
- The net cash flows from operating activities increased mainly due to the decrease in cash outflows from operating activities as a result of the decreases in the scale of financing and the cash paid for other operating activities.
- We recorded a net cash outflows from investing activities as compared to a net cash in-flow from investing activities in the same period of 2021, mainly due to the increase in cash paid for investments.
- We recorded a net cash outflows from financial activities as compared to a net cash in-flow from financing activities in the same period of 2021, mainly due to the decrease in cash received from issuing bonds.

Impact of COVID-19 pandemic

Since the outbreak of the COVID-19 pandemic in January 2020, we have attached great importance to the prevention and control of the pandemic, and have taken various prevention and control measures. We always prioritize the health of our employees and provides them with a safe working environment and the customers with good securities services for the resumption of work and production of the real economy. We comprehensively promote our digital transformation to enhance customer service capability in this special period. We have exercised reasonable and prudent flexibility in the provision of new credit and the rollover for our existing customers. As a provider of a broad range of financial services, our business is inherently more able to withstand the economic impact of a public health emergency than companies in many other industries. As at the date of this Offering Circular, the COVID-19 pandemic has not had, and is not expected to have, any material impact on our overall business, financial condition, or results of operations.

HISTORY AND DEVELOPMENT

The following table sets forth the key development milestones in our history:

2005	In November, our predecessor, China Securities Finance Limited (中信建投証券有限責任公司) was established. China Securities Finance Limited acquired all securities business and related assets originally owned by Huaxia Securities and then operated as a comprehensive securities firm.
2007	In July, China Securities Futures became our wholly owned subsidiary and commenced its futures and related business.
2008	In September, we were qualified as an inquirer for IPO. In September, we were qualified for the national interbank funding.

- 2009 In April, we were qualified for the provision of intermediary introduction business to futures companies.
- In June, we were qualified to carry out asset management business.
- In July, China Securities Capital was established and commenced direct equity investment and related business.
- 2010 In July, we were rated “Class A Grade AA” for the first time under the classification base on securities firms of the CSRC, and maintained the same rating for every subsequent year. We are one of the only three PRC securities firms which received such rating for twelve consecutive years since 2010.
- In November, we were qualified for and commenced the margin financing and securities lending businesses upon the approval of the CSRC.
- 2011 In September, China Securities Finance Limited was converted into a joint-stock company and renamed China Securities Finance Co., Ltd.
- 2012 In July, China Securities International was established to tap into overseas business.
- In August, we became one of the first 11 pilot securities firms to provide refinancing business.
- In September, we were qualified to carry out the contractual repurchase transaction business.
- In June and November, we were qualified for the piloting of the provision of agency service for registration of pledge of securities by CSDC Shanghai branch and CSDC Shenzhen Branch, respectively.
- In November, we were qualified to act as lead underwriter for debt financing instruments of non-financial institutions.
- In December, we were qualified to carry out OTC trading business.
- In December, we were qualified to carry out agency sales of financial products.
- 2013 In September, China Securities Funds was established and commenced fund management and related business.
- In September, we became one of the first ten securities firms which were rated Grade A (highest rating in the PRC securities industry) after the implementation of the Implementation Plan for Bifurcated Review of M&A and Restructuring (《併購重組審核分道制實施方案》) by the CSRC.
- In October, we were qualified to carry out agency services business for precious metal spot contracts and proprietary business for spot gold contracts. Together with all listed PRC securities firms, we were the first securities firm qualified to conduct such business.

- 2014 In September, we were qualified for the piloting of Internet securities business.
- In October, China Securities International was approved by the PBOC to enter the interbank bond market.
- In October, we were approved to carry out sales of CRMW instruments.
- 2015 In January, we became the first securities firm in the PRC to issue perpetual subordinated bonds.
- In January, we were qualified as one of the first batch of participants for stock options trading at the Shanghai Stock Exchange and were conferred with brokerage authority for stock option and proprietary trading.
- In January, we were qualified to carry out options settlement business.
- In January, we were qualified to carry out stock options market making business.
- In February, we were qualified to carry out custody of security investment funds.
- In April, we were qualified as a Qualified Domestic Institutional Investor (QDII).
- In June, we were qualified as an institution providing private fund business outsourcing.
- In June, we obtained qualification from the PBOC to carry out physical precious metals business.
- In September, we were qualified to carry out interbank gold inquiry business.
- 2016 On 9 December 2016, we were listed and traded on the main board of the Hong Kong Stock Exchange, with an IPO of 1,130,293,500 H Shares (including 1,076,470,000 new shares) (stock code: 6066.HK). On 30 December 2016, we exercised the over-allotment option partially and issued additional H Shares at an issue price of HKD6.81 per share.
- 2017 We established China Securities Investment and commenced alternative investment business.
- 2018 On 20 June 2018, we were listed on the main board of the SSE, with an IPO of 400,000,000 A Shares (stock code: 601066.SH) at an issue price of RMB5.42 per share.
- In December 2018, we became the first company to create the CRMW to support private companies in bond financing.
- We established an institutional business committee to guide and vigorously develop our institutional client business.

- 2020 We obtained the license to conduct the foreign exchange settlement and purchase business.
- We became one of the first seven securities companies with the qualification to carry out pilot fund investment advisory business.
- In March 2020, we became one of the first six securities companies to be included in the consolidated supervision pilot program approved by CSRC.
- In March 2020, we obtained CSRC approval for private placement A-share offering to raise up to RMB13 billion. In December 2020, we completed the issuance of a total of 110,309,559 new A Shares in a non-public issuance at RMB35.21 per share.
- 2021 In August 2021, we have been issued a long-term issuer credit rating of “BBB+” with stable outlook by S&P. We became the first domestic securities company to obtain the highest credit ratings from three authoritative international rating agencies, namely Moody’s, Fitch and S&P at the same time
- In October 2021, MSCI Inc., the world’s largest index company, officially announced the results of our annual ESG (Environmental, Social and Governance) rating. Our ESG rating was raised to “BBB” for the first time, making it one of the top-rated securities companies in China.
- In November 2021, we were granted a national invention patent – Intelligent Customer Service Dialogue Method and Device For Human-Machine Collaboration.
- In November 2021, in the first batch of 81 companies listed on the Beijing Stock Exchange, we sponsored 12 companies, ranking No. 1 in the PRC securities industry, and achieved the “three consecutive championships” in terms of the number of listings as a sponsor in the registration system of the STAR Market, GEM, and among the first batch of enterprises listed on the Beijing Stock Exchange.
- 2022 In February 2022, China Securities Funds completed the industrial and commercial registration of the equity transfer. As at the date of this Offering Circular, the Company has changed its shareholding in China Securities Funds from 75% to 100% and China Securities Funds became wholly-owned subsidiary of the Company.
- In May 2022, the CSRC issued an announcement to end its management of New Times Securities Co., Ltd. and we successfully completed our custody of New Times Securities Co., Ltd.

COMPETITIVE STRENGTHS

As a rapidly developing national comprehensive securities company with strong business competitiveness, we believe the following strengths have contributed to our success and differentiated us from our competitors.

Our extraordinary position and prestigious reputation

We have been rated by the CSRC as one of the “Class A Grade AA” among three securities companies for twelve consecutive years since 2010, with such a rating being the highest rank granted by the CSRC to securities companies. In addition, China Securities Futures continued to be rated a “Class A Grade AA Futures Company” under the classification base on futures firms announced in 2021. We have rapidly developed into a leading large full-service investment banks with four major business segments: (i) investment banking, (ii) wealth management, (iii) trading and institutional client services, and (iv) asset management.

- **Investment banking:** In 2021, we completed issuance of 993 equity financing projects, among which 520 IPO projects raised funds amounting to RMB603 billion and 473 equity refinancing projects raised funds amounting to RMB712 billion. The number of equity financing projects underwritten by us as a lead underwriter and the amount ranked No. 2 and No. 3 in the PRC securities industry, respectively, among which the number of IPO projects underwritten by us as a lead underwriter and the amount ranked No. 2 and No. 3 in the PRC securities industry, respectively. In 2021, we completed 2,467 debt financing lead underwriting projects and the lead underwriting scale was RMB1,529 billion, ranking No. 2 in the PRC securities industry for seven consecutive years since 2015. Both the number of corporate bonds underwritten by us as a lead underwriter and total amount have ranked No. 1 in the PRC securities industry for seven consecutive years since 2015.
- **Wealth management:** In 2021, the net income from our securities brokerage business accounted for 3.4% of the market share, ranking No. 9 in the PRC securities industry, and the net income from our distribution of financial products represented a market share of 4.7%, ranking No. 6 in the PRC securities industry. The market value of securities under custody accounted for a market share of 7.9%, and ranked No. 2 in the PRC securities industry in 2021.
- **Trading and institutional client services:** In 2021, the scale of our OTC options business increased RMB343 billion and the scale of our return swaps increased RMB103 billion. With respect to the stock sale business, we completed 100 stock sale projects as a lead underwriter in 2021, with a cumulative sales amount of RMB139 billion, including 47 IPO projects, 52 non-public share issuances and one private placement. Our overall stock sales business achieved new success and we completed multiple projects with high market influence.
- **Asset management:** The scale of our entrusted asset management as at 31 December 2021 reached RMB427 billion, among which the scale of the active management products as at 31 December 2021 was RMB386 billion. As at 31 December 2021, China Securities Funds managed a total of 33 public funds.

We have attained a privileged position in conducting innovative business pilot programs. In March 2020, we became one of the first six securities companies to be included in the consolidated supervision pilot program approved by CSRC. We are also among one of the first seven securities companies with the qualification to carry out pilot fund investment advisory business. In September 2022, we became one of the first eight securities companies with the qualification for market-making business of listed securities. In November 2021, we became one of the first 12 securities companies with the qualification of pilot business for optimizing account management function of securities companies. In December 2019, we became one of the first four securities companies to provide the credit protection warrant. In June 2019, we were among the first batch of securities companies to be qualified for inter-bank financial bond issuance. In August 2018, we became one of the first ten securities companies with the OTC options primary dealer qualification. In September 2016, we participated in the creation of credit-linked notes together with the other nine securities companies in China. We are also the first domestic securities company to issue a perpetual subordinated bond.

We have received a number of industry recognitions and awards, including but not limited to the following:

- Excellent Investor Education Base (2021) by CSRC;
- Top Ten Popular Investment Education Products among Investors (2021) by Investor Protection Bureau of CSRC;
- Outstanding Cross-market Bond Trading Institution, Outstanding Rate of Bond Underwriter, and Outstanding Fixed Income Business Innovation Institution Serving National Strategy (2021) by SZSE;
- Outstanding ETF Liquidity Service Provider (2021) by SZSE;
- Outstanding Bond Dealer, Outstanding Underwriter of Local Government Bonds, Outstanding Bond Investment Agency (proprietary trading), Excellent Underwriter of Corporate Bonds, Excellent Underwriter of Corporate Bond Innovative Product, Excellent Trustee, Excellent Manager for Asset Securitization Business (2020) by SSE;
- Outstanding Interest Rate Bond Undertaking Institution, Excellent Underwriter of Corporate Bonds, Excellent Private Enterprise Financing Supporting Institution, Excellent Asset-Backed Special Manager, Excellent Bond Investment Trading Institution (2020) by SZSE;
- Core Dealers, Outstanding Bond Market Dealers (2020) by National Interbank Funding Center;
- Top Ten Golden Bull Securities Companies, 2020 Securities Company Social Responsibility Awards, 2020 Securities Industry Cultural Construction Awards, 2020 Golden Bull Asset Management Team (2020) by China Securities Journal;
- Best Local Investment Bank for three consecutive years (2017 to 2019) and Best Investment Bank in Overseas Business (2019) by New Fortune;
- Junding Prize of All-around Investment Bank in China (2017-2019) by Securities Times;
- Top Ten Golden Bull Securities Companies (2019) by China Securities Journal;
- International Pioneering Investment Bank (2019) by FNEWS.com;
- Core Dealers (2019) by China Foreign Exchange Trading System; and
- Outstanding Member for Listing of Companies on SSE STAR Market (2019) by SSE.

Strong support from government and shareholders

We are a large securities firm under the Beijing Municipal Government. As part of Beijing's development plan of the financial industry for the 13th Five-Year period, we have received firm policy support in various aspects.

The strong support from our shareholders expands our customer base, strengthens our work relationships with the government, provides us with ample business opportunities, and further enhances our clients' confidence in our products and services. In 2020, in order to further strengthen Beijing's financial strategic development and to establish a financial holding platform of the capital city, Beijing SASAC optimized our shareholding structure and changed our shareholder from BSCOMC to Beijing Financial Holdings Group Limited. Beijing Financial Holdings Group Limited is wholly owned by BSCOMC. As our largest shareholder, Beijing Financial Holdings Group Limited owned 34.61% of our

equity interest and voting rights as at 31 December 2021. Beijing Financial Holdings Group Limited was established on 19 October 2018. Beijing Financial Holdings Group Limited focuses on financial equity investment and guarantees, capital operation and asset management, entrusted management of specialty funds, credit guarantees and re-guarantees, project investment, investment management, reorganization, merger and acquisition consulting and financial research, business data and credit and other financial information collection and management, industrial investment and other businesses related to our operation.

Backed by Beijing Municipal Government, we have remarkable advantages in business collaboration with SOEs and municipally owned enterprises in Beijing. As a Beijing-based capital market service provider with the local government as the largest shareholder, we have been exposed to multiple business opportunities fostered by the steady growth of Beijing's economy. For instance, we were the lead underwriter for the equity or debt offering by well-known Beijing municipally-owned enterprises, such as:

- Beijing Automotive Group Co., Ltd.: we acted as lead underwriter for its corporate bond issuance, sponsor and independent financial advisor on ST Qianfeng's split share reform and major asset restructuring for BAIC BJEU, and sponsor for non-public offering of BAIC Blue Valley New Energy Technology Co., Ltd.;
- Beijing Cuiwei Tower Co., Ltd.: we acted as sponsor and lead underwriter for its IPO, and independent financial advisor on its major asset restructuring and on raising supporting funds;
- Beijing Jingneng Power Co., Ltd.: we acted as independent financial advisor on its asset acquisition by issuing shares and on raising supporting funds, and lead underwriter for its corporate bonds issuance;
- Wangfujing Group Co., Ltd.: we acted as independent financial advisor on its restructuring, sponsor and lead underwriter for its two non-public offerings, and lead underwriter for its corporate bonds;
- Bank of Beijing: we acted as sponsor for its IPO, lead underwriter for its two non-public offerings, lead underwriter for its issuance of preferred shares, and lead underwriter for its issuance of financial bonds;
- Shougang Group Co., Ltd.: we acted as independent financial advisor on its restructuring, lead underwriter for its corporate bonds issuance, and lead underwriter for Shougang Fund's enterprise bonds;
- BOE Technology Group Co., Ltd.: we acted as sponsor and lead underwriter for its three non-public offerings, and lead underwriter for its corporate bonds;
- Beijing Urban Construction Group Co., Ltd.: we acted as lead underwriter for its medium-term notes issuance, sponsor and lead underwriter for its non-public offering, lead underwriter for its corporate bonds issuance and non-financial corporate debt financing instruments; and
- Chinese Beijing Tong Ren Tang Group Co., Ltd.: we acted as sponsor and lead underwriter for its convertible corporate bonds issuance.

We also acted as lead underwriter for the debt capital market deals of the following clients: BBMG Group Co., Ltd., Beijing Enterprises Group Company Limited, Beijing Tourism Group Co., Ltd., Financial Street Holdings Co., Ltd., Beijing Capital Development Holding (Group) Co., Ltd., and Beijing State-owned Assets Management Co., Ltd., Beijing Capital Tourism Group Co., Ltd. and Beijing Capital Development Co., Ltd.

Central Huijin Investment Ltd., our second largest shareholder, owned 30.76% of our equity interest and voting rights as at 31 December 2021. Established in December 2003, Central Huijin is a state-owned investment company headquartered in Beijing. On behalf of the Chinese government, Central Huijin Investment Ltd. is authorised to exercise its shareholder rights and obligations on key state-owned financial enterprises. The principal shareholder rights of Central Huijin are exercised by the State Council. The members of the board of directors and supervisory committee of Central Huijin are appointed by, and are accountable to, the State Council. From 2019 to 2021, we were the lead underwriter for the government bond and medium-term notes issued by Central Huijin. We also provided asset securitisation and debt underwriting services to certain financial institutions under Central Huijin.

We collaborated with CITIC Group, one of our substantial shareholders, to co-develop our investment banking business, share the pool of strategic clients, and provide the high-quality services to our clients. Founded in 1979 and formerly known as China International Trust and Investment Corporation, CITIC Group is a large multinational conglomerate under the management of the Chinese government. In 2021, CITIC Group has been listed on the Fortune 500 list in the United States for the thirteen consecutive year, ranking 115th. The principal business lines of CITIC Group consist of investment holding, financial services, real estate and civil infrastructure, engineering contracting, energy and resources, manufacturing, information technology, and trade services. For example, we acted as a sponsor and lead underwriter of CITIC Press Group's initial public offering and provided bonds underwriting and other services to China CITIC Bank.

The stable and continuing equity ownerships of our two largest shareholders demonstrate their positive attitude and firm support to our operation and business prospects. Some of our senior executives come from our substantial shareholders, who are equipped with extensive industry expertise and strong executive capacities. Their exceptional experience and resources in the PRC securities industry will help deepen our competitive edge and lay the foundation of our business development.

Well-balanced business layout with outstanding advantages

We have developed a wide range of financial products and services offered under the CSC Financial brand, ranging from our investment banking business, wealth management business, trading and institutional client services, and asset management business. For the year ended 31 December 2021, our investment banking business, wealth management business, trading and institutional client services and asset management business accounted for 15%, 25%, 36% and 5% of our total revenue and other income, respectively.

Benefiting from the constantly improved revenue structure, our total assets and total revenue and other income increased steadily with significant growth potential. Our total assets increased from RMB286 billion as at 31 December 2019 to RMB453 billion as at 31 December 2021, at a CAGR of 25.9%. Our total revenue and other income grew from RMB19 billion in 2019 to RMB39 billion in 2021, constituting a CAGR of 43.3%.

By synergizing across different business lines, our well-balanced and fully integrated service chain drives the steady growth of our business:

- Investment banking business: We are an industry leader in terms of domestic equity and debt underwriting business. As a bellwether of the industry, we completed issuance of 993 equity financing projects, among which 520 IPO projects raised funds amounting to RMB603 billion and 473 equity refinancing projects raised funds amounting to RMB712 billion in 2021. The

number of equity financing projects underwritten by us as a lead underwriter and the amount ranked No. 2 and No. 3 in the PRC securities industry, respectively, among which the number of IPO projects underwritten by us as a lead underwriter and the amount ranked No. 2 and No. 3 in the PRC securities industry, respectively. In 2021, we completed 2,467 debt financing lead underwriting projects and the lead underwriting scale was RMB1,529 billion, ranking No. 2 in the PRC securities industry for seven consecutive years since 2015. Both the number of corporate bonds underwritten by us as a lead underwriter and the total amount have ranked No. 1 in the PRC securities industry for seven consecutive years since 2015.

- **Wealth management business:** We provide our retail clients with excellent wealth management services. In 2021, the net income from our securities brokerage business accounted for 3.4% of the market share, ranking No. 9 in the PRC securities industry, and the net income from our distribution of financial products represented a market share of 4.7%, ranking No. 6 in the PRC securities industry. In addition to offline services, we further consolidated our leading advantage in online investment advisory service platforms. We obtained the qualification to carry out the pilot fund investment advisory business, which will help push forward the transformation and upgrade of our wealth management business.
- **Trading and institutional client services:** With respect to the equity sales and trading business, we accurately seized the opportunity in the structural market, and obtained better absolute returns. We provide clients with customized options and swaps products linked to various types of assets to meet the hedging and investment demands of institutional clients. We stably promoted the OTC derivatives business including OTC options and income swaps, actively exploring new types of linked subjects and revenue structure to meet the personalized investment needs of clients. In 2021, the scale of our OTC options business increased RMB343 billion and the scale of our return swaps increased RMB103 billion. We completed 100 stock sale projects as a lead underwriter in 2021, with a cumulative sales amount of RMB139 billion, including 47 IPO projects, 52 non-public share issuances and one private placement. In 2021, with respect to the fixed income products sales and trading business, we continued to maintain sound proprietary investment, and the return on assets far exceeded the market average. Bond sales remained at the leading position as before and the number of competitive sales of credit bonds rose sharply. The “Bond Connect” (Northbound Trading) market-making business continued to remain top five in the PRC securities industry.
- **Asset management business:** The scale of our entrusted asset management as at 31 December 2021 reached RMB427 billion, among which the scale of the active management products as at 31 December 2021 was RMB386 billion. As at 31 December 2021, China Securities Funds managed a total of 33 public funds.

Prudent and comprehensive risk control system and strong risk management capabilities

We have established a prudent and comprehensive risk control system and developed strong risk management capabilities. We have a sound four-tier risk management mechanism, and a three-line and two-layer risk management policy system to cope with potential risks at different levels, and have implemented corresponding risk management policies and monitoring systems covering all business lines. By utilising our independently developed risk control system and abundant risk measurement models developed by our professional quantitative analysis team, we conduct preventive control, and concurrent monitoring and corrective management on our risk exposures, including but not limited to market risk, credit risk, liquidity risk and operational risk.

Our risk control capabilities are industry-leading and highly recognised by the regulators. Our risk control and regulatory indicators, including risk coverage ratio, net stable funding ratio and net capital over net assets ratio, are ahead of our peer companies. As at 31 December 2021, our risk coverage ratio reached 282%, our net stable funding ratio reached 137%, and our net capital over net assets ratio reached 88%. Our full-coverage and robust risk management system enables us to be selected as one of

the first six securities companies to participate in the consolidated supervision pilot program after two rounds of strict and comprehensive evaluation by CSRC. We endeavor to establish a comprehensive and robust risk management system covering all types of risks, business lines, subsidiaries and branches. We carry out various risk management policies with in-detail implementation plans, ranging from early-stage risk identification and routine project review, to risk indicator monitoring, risk response and disposal, and risk management evaluation. We have set up a multi-layer and all-dimensional risk control system for all business lines, including a full set of risk limits management mechanisms. We implement preventive, concurrent and corrective risk monitoring, which covers the entire process of all business lines with periodic evaluation. For each subsidiary, we establish a risk reporting system and assign risk management specialists to supervise the day-to-day implementation of the specific risk control requirements. For each branch, by way of vertical management, we delegate our risk functional departments to supervise the branch's business compliance and to be responsible for its risk management and control.

Stable and remarkable financial performance

We achieved an industry-leading profitability among large China-based securities companies in terms of return on average assets. From 2019 to 2021, our return on average assets¹³ was 2.3%, 2.9% and 2.5% respectively, and our return on weighted average equity was 11.5%, 18.2% and 15.8%, respectively.

Our total revenue and other income increased from RMB19,407 million in 2019 to RMB39,033 million in 2021, representing a CAGR of 41.8%. Our net profit increased from RMB5,530 million in 2019 to RMB10,235 million in 2021, representing a CAGR of 36.0%. Our cost-to-income ratio¹⁴ was 62.6%, 60.1% and 66.2% in 2019, 2020 and 2021, respectively. Our net profit margin¹⁵ was 28.5%, 31.0% and 26.2% in 2019, 2020 and 2021, respectively.

Our total assets increased from RMB285,670 million as at 31 December 2019 to RMB452,791 million as at 31 December 2021, constituting a CAGR of 25.9%. Our net assets grew from RMB56,895 million as at 31 December 2019 to RMB80,006 million as at 31 December 2021, constituting a CAGR of 18.6%.

Diversified financing channels and comprehensive liquidity safeguard mechanism

We tapped both the domestic and overseas capital markets with diversified financing channels. In 2018, we completed the listing of our A shares, two years after our debut on the Hong Kong Stock Exchange in 2016. We initially obtained the AAA-level issuer credit rating in 2013, and have been issued a corporate family rating of “Baa1” by Moody's with stable outlook, a long-term foreign and local currency issuer default rating of “BBB+” by Fitch with stable outlook and a long-term issuer credit rating of “BBB+” by S&P with stable outlook.

Through establishing the shareholder rescue scheme, qualifying for obtaining the investor protection fund and entering into credit overdraft agreements with four major banks, including Bank of China, China Construction Bank, Industrial Bank Co., Ltd. and China Minsheng Bank, we have set up a comprehensive liquidity safeguard mechanism. In December 2019, CSRC promulgated Provisions on the Administration of Liquidity Support by the Securities Investor Protection Fund, which established the investor protection fund to provide liquidity support for securities companies. Our total credit lines from banks and other financial institutions provide sufficient unutilized credit lines. We have also entered into

¹³ Return on average assets is calculated by dividing net profit by the average balances of total assets at the beginning and the end of the year.

¹⁴ Cost-to-income ratio is calculated by dividing total expense (excluding taxes and surcharges) by the sum of total revenue and other income.

¹⁵ Net profit margin is calculated by dividing net profit for the year by total revenue and other income.

overdraft agreements with five large banks, including Bank of China, China Construction Bank, Industrial Bank Co., Ltd., China Minsheng Bank and Ping An Bank, which provide intraday overdrafts and overnight overdrafts for emergency liquidity needs.

We have diversified financing channels through multi-type debt financings, such as structured notes, short-term financing notes and subordinated bonds. We issued structure notes, short-term financing notes, placements from China Securities Finance Corporation Limited, subordinated bonds, perpetual subordinated bonds and financial bonds. Such diversified financing channels provide us with extra layers of protection against liquidity risks.

Visionary, professional and dedicated management team

Our visionary management team is the bedrock of our success. Members of the team possess in-depth knowledge and extensive industry experience in the securities and financial industries. Our Chairman, Mr. Wang Changqing, has been with us since our inception. Mr. Wang is currently the vice chairman of the SAC, the president of the Securities Association of Beijing, and a member of the fifth session of the board of directors of the SSE. Before joining us, he served as the administrative head and managing director of the investment banking business and vice chairman of the corporate finance committee in CITIC Securities Co., Ltd. from 1999 to 2005. He served as the head of equity underwriting department of the Beijing representative office of Daiwa Securities Group Inc. from 1993 to 1999.

Led by our Chairman, we have assembled a highly stable and professional management team with extensive industry expertise and strong executive capability. Most of our senior management have been with us since our inception, with an average over 23 years' experience in the securities industry. Many of them have worked with well-known financial institutions, such as CSRC, Central Huijin, Bank of China, ICBC and China Construction Bank. More than 60% of our mid-level and senior-level employees have more than 15 years' experience in the securities industry.

Our management and professional teams have been widely recognised in the PRC securities industry. Our management team has been awarded with Golden Management Team of Futures Companies in China by Securities Times, and Best Institution of the Year by SSE. Our investment advisory team has received the recognition of The Best Investment Advisory Team by New Fortune, and Junding Prize of China Securities Investment Advisory Team by Securities Times. Our investment bank team has been recognised as a Golden Bull Investment Bank Team, and our research team has been recognised as a Most Potential Research Team by China Securities Journal.

Our deeply rooted corporate culture is another key driver of our business development. We attach great importance to our pragmatic culture of “working hard to win a position” and our collaborative culture of “carrying an altruistic mind to achieve a win-win situation, and helping each other out to realise common prosperity.” Our visionary management, seasoned professional teams and superior corporate culture have enabled us to distinguish ourselves from our competitors in the PRC securities industry.

BUSINESS STRATEGIES

To achieve our goal to become a large integrated securities company based in China with global vision and comprehensive advantages, we intend to pursue the following strategies:

- **Customer service:** We will stick to a client-oriented approach by relentlessly improving our customer service system and further strengthening customer development and services.
- **Talent strategy:** We will continue vigorously cultivating and recruiting talents, motivating key employees and improving the quality of employees.

- **Capital strength:** We plan to utilise various tools to continually enhance our capital strength and to optimise our balance sheet.
- **Information technology:** We plan to increase our R&D capacity, propelling the integration and development of online and offline businesses. We also intend to continually strengthen our digital governance.
- **Risk control and compliance:** We plan to construct a comprehensive and integrated risk control mechanism covering the entire process of all business lines, and continue to improve our risk control and management levels.
- **Management and operation:** Through reengineering and informatisation of our organisational process, we intend to vigorously promote the construction of a centralised operating system to further improve and optimize the efficiency and effectiveness of operations management.
- **Internationalisation strategy:** Through integrated management and development of domestic and foreign businesses, we plan to build a comprehensive cross-border business platform that integrates our bountiful resources and leverages our competitive advantages.

BUSINESS OF THE GROUP

Our principal businesses comprise four segments: (i) investment banking business, (ii) wealth management business, (iii) trading and institutional client services business, and (iv) asset management business. The table below sets out the detailed components of each business segment.

<u>Investment banking business</u>	<u>Wealth management business</u>	<u>Trading and institutional client services business</u>	<u>Asset management business</u>
Equity financing business	Brokerage and wealth management business	Equity sales and trading business	Asset management business of the securities company
Debt financing business	Margin financing and securities lending business	Fixed income products sales and trading business	Fund management business
Financial advisor business	Repurchase business	Investment and research business	Private equity investment business
		Prime brokerage business	
		QFII business and RQFII business	
		Other investment businesses	

The table below sets forth the breakdown of our total revenue and other income by business segments for the years indicated:

	For the year ended 31 December						
	2019		2020		2021		
	RMB	% ⁽¹⁾	RMB	% ⁽¹⁾	RMB	US\$	% ⁽¹⁾
	(in thousands, except for percentages)						
Investment banking	3,873,031	20.0%	6,183,561	20.1%	5,963,318	935,775	15.3%
Wealth management	6,512,425	33.6%	8,305,045	27.0%	9,655,948	1,515,229	24.7%
Trading and institutional client services	6,544,107	33.7%	12,541,659	40.8%	14,187,947	2,226,398	36.3%
Asset management	1,731,963	8.9%	1,736,022	5.7%	1,896,812	297,651	4.9%
Other businesses	745,868	3.8%	1,953,838	6.4%	7,328,932	1,150,069	18.8%
Total	19,407,394	100%	30,720,125	100%	39,032,957	6,125,123	100%

(1) Represents the percentage of total revenue in RMB.

Investment banking

Our investment banking business consists of:

- equity financing business: to provide clients with equity financing services in domestic and overseas capital markets;
- debt financing business: to provide clients with debt financing services in domestic and overseas markets; and
- financial advisor business: to provide clients with domestic and cross-border M&A and restructuring, NEEQ quotation recommendation and financing services.

In 2021, we completed issuance of 993 equity financing projects, among which 520 IPO projects raised funds amounting to RMB603 billion and 473 equity refinancing projects raised funds amounting to RMB712 billion. The number of equity financing projects underwritten by us as a lead underwriter and the amount ranked No. 2 and No. 3 in the PRC securities industry, respectively, among which the number of IPO projects underwritten by us as a lead underwriter and the amount ranked No. 2 and No. 3 in the PRC securities industry, respectively. In 2021, we completed 2,467 debt financing lead underwriting projects and the lead underwriting scale was RMB1,529 billion, ranking No. 2 in the PRC securities industry for seven consecutive years since 2015. Both the number of corporate bonds underwritten by us as a lead underwriter and the total amount have ranked No. 1 in the PRC securities industry for seven consecutive years since 2015.

Through our full-license investment banking platform in Hong Kong, we are able to fully support our Chinese clients to “go global” by meeting their needs for overseas financing and cross-border M&A. We conduct our Hong Kong investment banking business through our subsidiary, China Securities International. In 2021, China Securities International completed three IPOs in the Hong Kong market and the equity financing proceeds totaled HK\$4.2 billion.

Our investment banking brand plays an important role in attracting our corporate clients and has created significant synergies. For example, many equity financing transactions underwritten by us brought us clients in custody, margin financing and securities lending, and collateralised stock repurchase businesses; we proactively market asset management products to our large corporate clients who have close relationships with us; we also assist our qualified private equity portfolio companies in their domestic or overseas IPOs or M&As.

Our investment banking business has comprehensive industry coverage:

- Large industry-leading enterprises
 - Infrastructure: Beijing-Shanghai High Speed Railway, Air China, Shenzhen Airport Group, Beijing Subway, China National Chemical Engineering, China Gezhouba Group, Shanghai Tunnel Engineering, and China Railway Group.
 - Energy and Raw Materials: Contemporary Amperex Technology Co. Limited, Datang International Power Generation, China National Petroleum, POWERCHINA, Beijing Jingneng Power, Chongqing Three Gorges Water Conservancy and Electric Power, China General Nuclear Power, Zhongyuan Special Steel, and China Baowu Group.
 - Military and Manufacturing: China North Industries Group, China South Industries Group, China Nuclear Engineering, SIASUN Robot & Automation, China Aerospace Science and Technology, China Aerospace Science and Industry, Neway Valve, and Taiji Computer.
 - Finance: Central Huijin, Industrial and Commercial Bank of China, Agricultural Bank of China, Bank of China, Construction Bank of China, Bank of Communications, Postal Savings Bank of China, and China Galaxy Securities.
- SMEs
 - TMT: Cloudwalk, Isoftstone, Vanchip, China Zhenhua Science & Technology, Sangfor Technologies, Hangzhou CNCR-IT, Dawing Information Industry, 263.net, and Beijing Sevenstar Electronics.
 - High-end Manufacturing: Jinko Solar, Huaqin Technology, Contemporary Amperex Technology, Harbin New Optoelectronics Technology, Yangling Metron New Materials, NavInfo, Easyhome, Scimee Sci. & Tech, Tongding Interconnection Information, and Jinhua Chunguang Technology.

For the years ended 31 December 2019, 2020 and 2021, the total revenue and other income from our investment banking business segment amounted to RMB3,873.0 million, RMB6,183.6 million and RMB5,963.3 million (US\$935.8 million), respectively, representing 20.0%, 20.1% and 15.3% of the total revenue and other income, respectively.

Equity Financing

In 2021, with further capital market reform and the first batch of delicately selected enterprises to be quoted on the NEEQ, the STAR Market revolution and the pilot registration system were successfully implemented, thus continuously improving the quality of listed companies. The number of equity financing projects we completed was 38, 76 and 100 in 2019, 2020 and 2021, respectively, ranking No. 2 in the PRC securities industry for 2021. In 2021, the aggregate amount of equity financing projects underwritten by us as a lead underwriter reached RMB139 billion, ranking No. 3 in the PRC securities industry. In particular, the number of IPOs underwritten by us as a lead underwriter was 47 in 2021, ranking No. 2 in the PRC securities industry, with an aggregate underwritten amount as a lead underwriter of RMB53 billion, ranking No. 3 in the PRC securities industry.

We assisted two major telecom operators, China Telecom and China Mobile, to return to the A-share market for IPOs, completed the IPO of DR Corporation, with the annual largest financing size in Guangdong Province, and completed IPO projects in strategic emerging fields covering

semiconductor, medicine and new materials, for instance, Fudan Microelectronics, GalaxyCore, Focuslight Technology, Huiyu Pharmaceutical, Kaili Catalyst & New Materials and ZEC, as well as equity refinancing projects such as NAURA, Guangzhou Development and Yunan Aluminium Co., Ltd.

In the first batch of 81 companies listed on the Beijing Stock Exchange, we sponsored 12 companies, ranking No. 1 in the PRC securities industry in 2021, and achieved the “three consecutive championships” in terms of the number of listings as a sponsor in the registration system of the STAR Market, GEM, and among the first batch of enterprises listed on the Beijing Stock Exchange. In 2021, we sponsored 7 IPO projects of SOEs, ranking No. 1 in the PRC securities industry for three consecutive years since 2019. In 2021, we completed the private placements of 12 companies listed on the NEEQ, raising funds of RMB528 million. As at 31 December 2021, the Company continued to supervise 32 innovative companies on the NEEQ.

The table below sets forth the amount of lead underwriting and the number of offerings about our equity sponsorship and underwriting for the years indicated:

Items	For the year ended 31 December					
	2019		2020		2021	
	Amount of lead underwriting	Number of offerings	Amount of lead underwriting	Number of offerings	Amount of lead underwriting	Number of offerings
	(RMB'00 million)		(RMB'00 million)		(RMB'00 million)	
IPO	164.2	21	849.7	47	533.5	47
Refinancing Issuance.	217.7	17	786.8	29	859.3	53
Total	381.9	38	1,636.5	76	1,392.8	100

According to Dealogic, for overseas business, the number of IPOs China Securities International completed was ten, two and three for the years ended 31 December 2019, 2020 and 2021, respectively, and the equity financing proceeds totaled HK\$25.7 billion, HK\$2.9 billion and HK\$4.2 billion for the years ended 31 December 2019, 2020 and 2021, respectively.

Debt Financing Business

We are equipped with proven capability for mega-deals and product innovation. Historically, we completed multiple mega-deal and first-issuance transactions. We have the full license of the onshore debt capital market underwriting business, with coverage of corporate bonds, enterprise bonds, treasury bonds, financial bonds, government-backed bonds, non-financial corporate debt instruments and asset-backed securities. In 2017, we obtained the license as the first Chinese lead underwriter in the Tokyo Pro Bond Market.

In 2021, our debt financing business continued to maintain a good momentum of development, and the number and scale of bond offerings underwritten by us once again hit a record high. The total number of underwriting projects we completed as a lead underwriter increased by 61.0% from 1,477 in 2019 to 2,378 in 2020, and further increased to 2,467 in 2021, the cumulative total scale of the lead underwriting projects increased by 28.6% from RMB942 billion in 2019 to RMB1,211 billion in 2020, and further increased to RMB1,529 billion in 2021, ranking No. 2 in the PRC securities industry in 2021. For corporate bonds, we completed 699 lead underwriting projects, with a lead underwriting scale of RMB457.2 billion, which is the largest scale in history, ranking No. 1 in the PRC securities industry for seven consecutive years since 2015. In 2021, we, as the lead underwriter, completed issuance of green bonds for more than 40 enterprises such as China Yangtze Power, China Railway Investment and Industrial Bank Financial Leasing, including the first batch of carbon-neutral special corporate bonds of China Energy Investment Corporation, China Three Gorges Corporation and other enterprises.

The table below sets forth the amount of lead underwriting, total project scale and the number of offerings about our debt financing business for the years indicated:

Items	For the year ended 31 December								
	2019			2020			2021		
	Amount of lead underwriting	Total project scale	Number of offerings	Amount of lead underwriting	Total project scale	Number of offerings	Amount of lead underwriting	Total project scale	Number of offerings
	(RMB) (in millions)			(RMB) (in millions)			(RMB) (in millions)		
Corporate bonds	383,034	720,254	416	440,659	920,028	601	457,220	1,012,703	699
Enterprise bonds	26,801	106,480	33	32,550	74,400	53	41,761	87,930	71
Convertible bonds	15,561	61,167	15	30,500	50,534	26	25,324	62,530	12
Financial bonds	152,705	847,700	59	172,545	1,182,930	89	245,175	1,438,455	103
Others*	363,497	3,234,995	954	534,943	4,362,091	1,609	759,890	4,042,946	1,582
Total	941,598	4,970,596	1,477	1,211,197	6,589,983	2,378	1,529,370	6,644,564	2,467

* “Others” mainly consist of medium-term notes, short-term commercial papers, private placement notes, asset-backed securitisation, government-backed agency bonds and exchangeable bonds.

For overseas business, China Securities International completed 23, 47 and 101 overseas bond issuance transactions in the offshore market for the years ended 31 December 2019, 2020 and 2021, respectively.

Financial Advisory Business

In 2019, we completed 12 asset acquisition projects by way of issue of shares, ranking No. 1 in the PRC securities industry, with a transaction amount of RMB69,197 million, ranking No. 2 in the PRC securities industry. In 2020, we completed ten projects of asset acquisition by way of issue of shares and material assets restructuring, ranking No. 3 in the PRC securities industry, with a transaction amount of RMB34,122 million, ranking No. 5 in the PRC securities industry. In 2021, the A-share companies completed a total of 98 issuance of shares and major asset restructuring projects, among which we completed ten issuance of shares and major asset restructuring projects, ranking No. 3 in the PRC securities industry, and our transaction amount reached RMB62.7 billion, ranking No. 3 in the industry. As at 31 December 2021, we have three projects under review, ranking No. 2 in the PRC securities industry.

In 2019, as a chief agency broker, we recommended six companies to be quoted on the NEEQ and completed 25 private placement projects, and raised a total of RMB4,701 million, ranking No. 1 in the PRC securities industry. As at the end of 2019, we continuously oversaw 34 enterprises in the innovation sector on the NEEQ, ranking No. 2 in the PRC securities industry. As at the end of 2020, we had completed private placement of 21 companies listed on NEEQ, which raised total proceeds of RMB1,006 million, and had continuously overseen 47 enterprises in the innovation sector on the NEEQ, ranking No. 3 in the PRC securities industry. In 2021, we had completed private placement of 12 companies listed on NEEQ, which raised total proceeds of RMB528 million, and had continuously overseen 32 enterprises in the innovation sector on the NEEQ.

For overseas business, in 2021, China Securities International completed three financial advisory projects in Hong Kong.

Wealth management

Our wealth management business primarily consists of:

- Brokerage and wealth management business: we provide individual and corporate clients with brokerage of stocks, bonds, funds, derivatives and other tradable securities, and offer investment advisory services customised for wealth management clients to meet their risk and return preferences. We distribute financial products developed in-house and by third parties;

- Margin financing and securities lending business: we offer margin financing and securities lending services to our clients; and
- Repurchase business: we enter into collateralised stock repurchase and contractual repurchase transactions with our clients.

In 2021, the net income from our securities brokerage business accounted for 3.4% of the market share, ranking No. 9 in the PRC securities industry, the net income from our distribution of financial products had a market share of 4.7% and ranked No. 6 in the PRC securities industry, and the market value of securities under custody for our clients accounts had a market share of 7.9% and ranked No. 2 in the PRC securities industry.

We have strong abilities in acquiring wealth management clients. We had a total of 312 branches (excluding Shanghai Free Trade Zone Branch), of which 57% were located in Beijing, Shanghai, Guangdong, Fujian, Zhejiang, Jiangsu and Shandong (54 branches are in Beijing). We have established mutually beneficial cooperation relationships with major commercial banks in the PRC. By providing stock and fund investment advisory services to the large number of banking clients of these commercial banks, we can develop them into our wealth management clients.

We have strong capabilities in distributing third-party financial products. With respect to client services, we have a group of professional and highly capable financial planners who provide one-on-one customised services to our mid- to high-end clients. We have established a full product line covering cash management, fixed income, equity investment, futures and OTC derivatives. In addition, we also provide mid to high-end clients with capital-based intermediary financing services, among which our margin financing and securities lending, collateralised stock repurchase and contractual repurchase businesses are competitive in the PRC securities industry.

We have high-quality customer base. As at 31 December 2021, our total number of clients' capital accounts reached approximately 10,231,500, with a market share of 3.4%, ranking No. 10 in the PRC securities industry.

We have interconnected online and offline service channels to acquire customers. We collaborate with multiple types of online service channels, such as a securities vertical channel, quasi-vertical channel, process platform, PC trading terminal, web-based trading platform, mobile apps, official wechat account and external channels. We also resort to traditional offline service channels to acquire customers, including banks, insurance companies and other financial institutions.

Our investment advisory business is in the industry-leading position. We launched industry-innovative “Xianrenzhang” investment advisory products. We kept optimizing our financial product system, by launching “Guyilian” and “Gushoubao” products. We continued to optimize the experience of Qingting Dianjin APP, a mobile application, with average monthly active customers ranking No. 7 in the PRC securities industry.

The trading amount of futures brokerage was RMB7.9 trillion, RMB11.4 trillion and RMB13.9 trillion for 2019, 2020 and 2021, respectively. The closing balance of our margin financing and securities lending business was RMB29,282 million, RMB55,152 million and RMB67,016 million as at 31 December 2019, 2020 and 2021, respectively. The total balance of principal of our collateralized stock repurchase business was RMB29,997 million, RMB19,050 million and RMB10,429 million as at 31 December 2019, 2020 and 2021, respectively.

For the years ended 31 December 2019, 2020 and 2021, the total revenue and other income from our wealth management business segment amounted to RMB6,512.4 million, RMB8,305.0 million and RMB9,655.9 million, respectively, representing 33.6%, 27.0% and 24.7% of the total revenue and other income, respectively.

Brokerage and Wealth Management Business

With respect to future brokerage business, in 2021, our net income from the securities brokerage business accounted for 3.4% of the market share, ranking No. 9 in the PRC securities industry. The trading volume market share of the our agency sales of equity funds was 3.6% in 2021, representing a year-to-year increase of 7.6%. net income from the distribution of financial products had a market share of 3.0%, 4.2% and 4.7%, in 2019, 2020 and 2021, respectively, ranking No. 6 in the PRC securities industry in 2021.

As at the end of 2021, the number of our new capital accounts was approximately 1,153,600; the total number of our clients' capital accounts was approximately 10,231,500, with a market share of 3.4%, ranking No. 10 in the PRC securities industry. In 2021, the market value of securities under custody for our clients accounts was RMB5.59 trillion with a market share of 7.9%, ranking No. 2 in the PRC securities industry.

The transaction volume of agency transactions China Securities Futures achieved increased by 45.4% from RMB7.86 trillion in 2019 to RMB11.43 trillion in 2020, and further increased by 22.0% to RMB13.94 trillion in 2021. In 2021, the revenue and net profit of China Securities Futures reached a record high and it acquired new customers of 23,339, representing an increase of 1.9% year-on-year. As at the end of 2021, the scale of customer equity reached RMB20.6 billion, representing an increase of 44.3% from the end of 2020. As at the end of 2021, China Securities Futures had set up 26 branches and a subsidiary in charge of risk management in Chongqing, which has laid a solid foundation for futures brokerage and the risk management business.

For the overseas business, China Securities International provides wealth management services to clients of our securities brokerage business including institutional clients and high-net-worth individuals. In 2021, the aggregate transaction amount of stock agency of China Securities International was HK\$67,370 million, with 11,708 new clients and 22,101 clients in aggregate, and the total market value of stock under custody for our clients' accounts was HK\$23,364 million.

Margin Financing and Securities Lending Business

According to SAC, the closing balance of our margin financing and securities lending business was RMB29,282 million, RMB55,152 million and RMB67,016 million as at the end of 2019, 2020 and 2021, respectively, with a market share of 3.7% in 2021, ranking No. 10 in the PRC securities industry in terms of interest income from margin financing and securities lending in 2021. The number of margin financing and securities lending accounts increased by 8.3% from 146,400 at the end of 2019 to 158,500 at the end of 2020, and further increased by 6.4% to 168,700 at the end of 2021.

For the overseas business, the balance of China Securities International's margin financing and securities lending business was HK\$66 million, HK\$109 million and HK\$170 million, at the end of 2019, 2020 and 2021, respectively.

Repurchase Business

As at the end of 2021, our total balance of principal of collateralised stock repurchase business was RMB10,429 million, among which, scale of investment (in the table) of collateralised stock repurchase business amounted to RMB4,345 million, with an average collateral coverage ratio of 322.2%; the balance of principal of management (off the table) collateralised stock repurchase business amounted to RMB6,085 million. According to SAC, we ranked No. 9 in the PRC securities industry in terms of interest income from collateralised stock repurchase.

Trading and institutional client services

Our trading and institutional client services consists of:

- Equity sales and trading business;

- Fixed income products sales and trading business;
- Investment and research business;
- Prime brokerage business;
- QFII business and RQFII business; and
- Other investment businesses.

According to Wind Info, we were licensed to be a Bond Connect quoting broker in July 2018 and remained as one of the top five securities firms among all the market makers, and we have been one of the top 15 bond market makers in the PRC onshore interbank bond market since 2018. We have a large and strong institutional client base, including mutual funds and private equity funds, QFII, RQFII, commercial banks, insurance companies, pension funds, sovereign funds, hedge funds, finance companies, investment companies, listed companies and asset management companies.

In addition, we provide agency sale services of a variety of financial products to our financial institution clients through online and offline brokerage networks. Our clients consist of mutual funds, private equity funds, securities firms, trust companies, futures companies, commercial banks, insurance companies, private equity fund management companies and other financial institutions.

Our full and in-depth investment research business covers 36 areas, including but not limited to macro-economics, strategy research, fixed income, financial engineering, fund research, asset allocation, bank, NBFII, telecom, computer, electronics, electric equipment and new energy, real estate, chemical, non-metal construction materials, machinery, beverages, medical, and public utilities. We have a solid and professional research and sales team, consisting of 229 members as at 31 December 2021, which completed 5,238 securities research reports in 2021. Our research team has received numerous awards and recognitions, including but not limited to:

- Research house of greatest potential by Securities Times;
- Golden Bull Awards for Telecom, Military, Light manufacturing and Public utilities teams by Securities Times; and
- Telecom, Machinery, Fixed income teams on the list for Best Analyst Awards by New Fortune.

For the years ended 31 December 2019, 2020 and 2021, the total revenue and other income from our trading and institutional client services business segment amounted to RMB6,544.1 million, RMB12,541.7 million and RMB14,187.9 million (US\$2,226.4 million), respectively, representing 33.7%, 40.8% and 36.3% of the total revenue and other income, respectively.

Equity Sales and Trading Business

Our equity sales and trading business mainly provides trading, advisory and research services, and distributes equity securities underwritten by us to institutional clients. We also engage in proprietary trading and market-making activities of stocks, funds, ETF, and financial derivatives including stock index futures, commodity futures, options and total return swaps. We provide clients with customised options and swaps products linked to various types of assets to meet the hedging and investment demands of institutional clients.

With respect to the securities sales and trading business, in 2021, under the market environment of high volatility and rapid rotation of segments, our stock trading business adhered to the business positioning of absolute returns and strengthened risk control. With respect to the derivatives trading business, along with the stable development of the existing business, we actively explored new business

models in the derivatives trading business to enhance its investment strategies using its own funds to provide solutions to meet the needs of our clients. We further diversified the investment variety, expanded the scope of market-making services and provided liquidity and market-making services as to fund products in stock exchange and options products in markets.

We stably promoted the OTC derivatives business including OTC options and income swaps, actively explored new types of linked subjects and revenue structure and provided diversified options to meet the personalised investment needs of clients. In 2021, we established our own strategic index, the “CITIC Capital Global Multi-Asset Risk Parity Index”, which covers the most representative asset classes in the world, including domestic and overseas equities, treasury bonds and credit bonds, with full diversification across countries and asset classes, and uses risk parity technology to optimise allocation and diversify risk, thereby achieving our goal of cyclicity. In 2021, the increase in the scale of our OTC option business was RMB343.4 billion, representing an increase of 39.3% year-on-year, and the increase in the scale of return swaps business was RMB103.0 billion, representing an increase of 150.8% year-on-year.

With respect to the stock sale business, we continued to expand coverage of institutional clients. In 2021, we completed 100 stock sale projects as a lead underwriter, with an aggregate sales amount of RMB139,284 million, including 47 IPOs, 52 non-public shares and one placing. Our overall stock sales business achieved new success and completed a number of influential projects: the underwriting amount of IPO projects and equity refinancing projects ranked No. 3 and No. 2 in the PRC securities industry, respectively.

For the overseas business, our equity sales and trading business mainly provides trading, advisory and research services, and distributes equity securities underwritten by us to institutional clients. In 2021, China Securities International further constructed a cross-industry, cross-market and cross-asset research service matrix, constantly improving the service system for customers of multi-strategic buyer institutions, further enhancing its influence in the secondary stock market in Hong Kong and gradually establishing brand awareness.

Fixed Income Products Sales and Trading Business

We maintained a stable pattern in proprietary investment, in particular the proprietary investment in bonds, which precisely caught up with market trends with the combination of a stable allocation and positive directional trading, hence achieving a satisfactory result in bond investment, with a rate of return exceeding all indexes in the market. Meanwhile, we were included among prime market-makers (including banks) in the inter-bank bond market, and among the top five attempted market-makers. We were newly granted the qualification for foreign exchange business, and our spot, forward, swap and option businesses were fully developed and revenue has been achieved. Our FICC full license business system was initially established. We issued the first credit protection certificates, which set an example of innovation in the PRC securities industry.

We maintained our traditional leading position in terms of bond sales. In 2021, our credit bonds underwriting scale ranked No. 1 among domestic financial institutions. The underwriting amount and number of corporate bonds have both ranked No. 1 in the PRC securities industry for seven consecutive years since 2015, underwriting amount for products of various associations have ranked No. 1 in the PRC securities industry for four consecutive years since 2018, underwriting amount of local bonds have ranked No. 2 among PRC securities companies for five consecutive years since 2017, underwriting amount of financial bonds are currently ranked No. 2 in the PRC securities industry, underwriting amount of bank credit asset-backed securities are currently ranked No. 3 in the PRC securities industry, and underwriting amount of asset-backed securities project are currently ranked No. 4 in the PRC securities industry. In addition, terms and types of products with independent collection, such as “Gushoubao”, “Guyilian”, “Zhaineiying” and “Zhai e Tong”, were constantly enriched, and brand awareness was greatly improved.

With respect to the investment advisory business, we continued to properly implement outsourced business of traditional banks, and actively developed investment advisory as to proprietary funds and wealth management funds of small and medium banks. Amid a fluctuating market environment, by keeping abreast of market trends, we successfully seized an opportunity with a relatively high rate of return, and won recognition from clients and channels.

For the overseas business, the Chinese-funded USD bond underwriting amount of China Securities International and its project numbers ranked No. 5 among domestic financial firms in 2021.

Investment and Research Business

Our investment research business mainly provides institutional clients with research consultation services covering macro-economy, fixed income, strategy, industry, corporate, financial engineering and other aspects. Our clients mainly include the National Social Security Fund, all mainstream public funds, insurance asset management companies, banks, private equity funds, equity funds, oversea financial institutions and other institutions. We provide clients with professional security research reports and various kinds of tailored research services. We increased our efforts in the introduction of high-end research talents, and effectively understood the market situation and market focus by enhancing research planning and cross-industry interactions by focusing on the new economy and riding on the launch of STAR Market. As at the end of 2021, our research and sale teams comprised 229 members, who published a total of 5,238 securities research reports of various types, extending the industry coverage and coverage of overseas listed companies. At present, our research operations cover 36 areas. In 2021, we provided 36,168 online and offline roadshows, 2,225 surveys for institutional clients, and successfully organised a number of large and professional conferences.

For the overseas business, China Securities International fully gives play to the advantages of cross-market research resources such as A-shares and the Hong Kong stock market, provides high-quality research services according to the investment preferences of overseas institutional customers, and further enhances the popularity of the research business in Hong Kong and overseas markets.

Prime Brokerage Business

We recorded a significant increase in algorithmic trading volume, and added four trading varieties including stock index futures, southbound trading, STAR Market and convertible bonds, and two algorithmic strategies. As at 31 December 2021, the number of existing customers of our prime brokerage business was 7,088, representing a year-to-year increase of 80.9%. A total of 21 public fund companies and nine insurance asset management institution used our algorithm trading services. A total of 94 customers used our agency commissioning service.

We continued to launch new public funds custodian businesses, covering a number of innovative products including ETF, Southbound Trading and securities settlement. We also actively developed outsourced wealth management product custodian services of banks. Our total scale of custody and our operating services increased by 34.8% from RMB300,010 million at the end of 2019 to RMB404,435 million at the end of 2020, and further increased by 85.8% to RMB751,247 million at the end of 2021, with a leading position in the PRC securities industry in terms of growing speed. In 2021, the number of products under custody reached 4,468, and products of operating service reached 4,542, representing an increase of 72.6% and 85.1%, respectively, as compared with that at the end of 2020.

QFII Business and RQFII Business

We carry out QFII and RQFII brokerage agency trading businesses. Our QFII and RQFII businesses have developed a professional service brand featuring advanced transaction system and trading algorithm and extensive research information services by leveraging and integrating the competitive resources in domestic business and our overseas platforms, constantly developing international market and meeting customer demands.

Other Investment Businesses

The domestic and international economic climate became increasingly complicated, and the market was filled with risks, including a decrease in quality investment subjects, inverted prices in primary and secondary markets, and higher uncertainties in investment withdrawal. In such a context, China Securities Investment earnestly and proactively selected investment subjects, and implemented investment layout work in an orderly manner by following the principle of “maintain stable and sustainable development” and completed 34 investment projects at an aggregate amount of RMB1,687 million in 2021.

Asset management business

Our Asset management services include:

- Asset management business;
- Fund management business; and
- Private equity investment management business.

We provide clients with collective, targeted and specialised investment management scheme services. We commenced the asset management business in 2009 and launched our first CAM scheme product in January 2010. We established our fund management subsidiary, China Securities Funds, in September 2013 and we strive to develop it into a large fund management platform with a robust and prudent investment style. In addition, we established China Securities Capital, a wholly owned direct investment subsidiary, as the strategic platform for carrying out our private equity investment business in July 2009. We aim to provide a powerful and comprehensive platform for the private equity investment business, through which we assist enterprises to achieve significant growth by providing them with comprehensive capital market services from equity financing to public listing.

For the years ended 31 December 2019, 2020 and 2021, the total revenue and other income from our asset management business segment amounted to RMB1,732.0 million, RMB1,736.0 million and RMB1,896.8 million (US\$297.7 million), respectively, representing 8.9%, 5.7% and 4.9% of the total revenue and other income, respectively.

Asset Management Business of Securities Company

We provide professional asset management services including collective asset management business, targeted asset management business, and asset-backed securitisation, in order to help clients preserve and increase the value of financial assets. At present, we have built a complete product line to meet the investment needs of clients with different preferences on risks and return. We exerted great efforts to develop our investment management capacity, accelerated optimisation of the asset management business structure, extensively issued active management products, increased the ratio of active management business, and increased our efforts in the development of “net value” products. As at the end of 2021, our entrusted AUM reached approximately RMB427,272 million, among which the active AUM reached approximately RMB385,814 million, accounting for 90.3% of the total scale of asset management, representing a year-on-year increase of 14.6%.

The table below sets forth the scale of our asset management business for the years indicated:

	As at 31 December		
	2019	2020	2021
	(RMB) (in millions)		
AUM under collective asset management business	28,559	50,176	161,290
AUM under targeted asset management business	438,580	298,215	128,645
AUM under specialised asset management business	80,630	141,891	137,337
Total	547,769	490,282	427,272

Source: Securities Association of China

Fund Management Business

China Securities Funds focused on enhancing market competitiveness by strengthening its investment and research capabilities, diversifying product lines and improving the customer service system, actively exploring new business fields, accelerating product launch and optimised product structure. The AUM of China Securities Funds decreased by 31.0% from RMB80,196 million as at the end of 2019 to RMB55,317 million in 2020, but increased to RMB59,899 million in 2021. According to Wind Info and SAC, as at the end of 2021, China Securities Funds managed a total of 34 public funds (including 12 products established in 2021); 12 of 21 products were included among the top 50% in the market, among which seven entered the top 20% of the market and six entered the top 10% of the market.

Private Equity Investment Business

With a fluctuating situation both at home and abroad, as well as recovery of primary and secondary markets, the domestic private equity market started recovery while equity investment started returning to the origin. China Securities Capital, conforming to the trend of development of capital markets, established funds jointly with industrial institutions and government in hot areas and regions, thereby driving for the steady growth of fund management scale.

In 2021, China Securities Capital established a number of projects, and four companies invested in by China Securities Capital passed the IPO review of the CSRC. As at the end of 2021, China Securities Capital managed a total of 54 funds, with the fund management scale of RMB53,856 million. As at the end of 2021, China Securities Capital completed over 230 investment projects, with a cumulative investment amount of more than RMB14 billion. As at 31 December 2021, the average investment yield of the projects which China Securities Capital has exited was 115%.

MARKET AND COMPETITION

After over 30 years of orderly development, China's securities market has become a significant part of the global capital market. Securitisation ratio, corporate financing structure, market participant mix and securities firms' leverage ratio and revenue structure all indicate that China's capital market still has huge room for development in terms of penetration, coverage and density. With diversification of financial products and the improvement and development of capital markets, China's securities market will gradually realise its huge growth potential.

The securities industry in China is under strict supervision, and securities firms must comply with a large number of supervisory regulations in every aspect, including business licensing, scope of products and services, business development and risk control. The competition has been intense in the PRC securities industry and will remain so in the future.

In the securities brokerage business, we compete primarily with other PRC securities firms in pricing, the scope and quality of products and services offered. For the investment banking business, we compete primarily with other PRC joint venture securities firms, as well as PRC commercial banks in branding, marketing and underwriting capacity, service quality, professional competence, financial strength and pricing. In the asset management business, we compete primarily with fund management companies, banks, insurance companies, trusts and other securities firms in the PRC in the range of products and services offered, pricing and quality of client service. Some of our competitors may enjoy certain competitive advantages, including greater financial resources, more sophisticated management experience and more advanced information technology systems, wider geographic coverage and the ability to offer more financial products and services than us. In addition, with the deregulation of the PRC securities industry, more competitors may enter the market and existing competitors may expand

their market shares. We believe that the financial service industry in China will become increasingly competitive, which will accelerate transformative innovation and differentiate development of PRC securities firms.

AWARDS

In recognition of its outstanding business achievements and management capabilities, we have received prestigious awards and honours in recent years, including, among others:

- 2021 Outstanding Organization of “Investor Education Red Tour” by SZSE
- 2021 Annual Survey for Investors by SZSE
- 2021 Award for Best Organization of Survey by SZSE
- 2021 Mobile Financial Client Application Enterprise Standard “Leader” by Securities Association of China, Futures Association of China, Asset Management Association of China, China Securities Information Technology Service Co., Ltd.
- 2020 The Whole Nation Civilized Unit by The Central Guidance Commission on Building Spiritual Civilization
- 2020 Demonstration Unit of National Financial System Workers’ Congress System Construction by National Committee of Chinese Financial Workers’ Union
- 2020 Outstanding Market Maker of ETF by SSE
- 2020 Outstanding Bond Dealer, Outstanding Underwriter of Local Government Bonds, Outstanding Bond Investment Agency (proprietary trading), Excellent Underwriter of Corporate Bonds, Excellent Underwriter of Corporate Bond Innovative Product, Excellent Trustee, Excellent Manager for Asset Securitization Business by SSE
- 2020 Outstanding ETF Liquidity Service Provider by SZSE
- 2020 Outstanding Interest Rate Bond Undertaking Institution, Excellent Underwriter of Corporate Bonds, Excellent Private Enterprise Financing Supporting Institution, Excellent Asset-Backed Special Manager, Excellent Bond Investment Trading Institution by SZSE
- Participating Unit of Information Technology Application Innovation Center of Securities and Fund Industry by 2020
- 2020 Outstanding Member for Investor Education and Excellent Institution of the Year by SSE
- 2019 Outstanding Member for Listing of Companies on SSE STAR Market by SSE
- 2019 Outstanding Member for Trading Management on SSE STAR Market by SSE
- 2019 Excellent Underwriting Institution for Corporate Bonds, 2019 Comprehensive Innovation Award for Corporate Bonds, 2019 Excellent Manager of Asset-backed Special Plan and ABS Integrated Innovation Award by SSE
- 2019 Excellent Corporate Debt Underwriters, Excellent Bond’s Duration Management Institution, Excellent Fixed Income Business Innovation Institution by SZSE

- 2019 Outstanding Member for Investor Education and Best Institution of the Year by SSE
- 2019 Outstanding Market Maker of ETF by SSE
- 2019 Outstanding ETF Liquidity Service Provider by SSE
- 2019 Silver Award of Marketing Making by Shanghai Futures Exchange
- 2019 Innovative and Outstanding Products of Participating Institutions, Outstanding Bonds of Dealers by SSE
- 2019 Outstanding Interest Rate of Bond Undertaking Institution by SZSE
- 2019 Core Dealers by China Foreign Exchange Trading System
- 2019 Core Dealers, Outstanding Bond Market Dealers, Foreign Contribution Prize by China Foreign Exchange Trading System
- Excellent Underwriting Institution for Corporate Bonds for 2017 to 2019 by Shanghai Stock Exchange

EMPLOYEES

As at 31 December 2021, we had a total of 11,778 employees. We are committed to recruiting, training and retaining skilled and experienced employees throughout our operations. We intend to achieve this by offering competitive remuneration packages as well as by focusing on training and career development.

The following table sets forth the number of our employees in each function as at 31 December 2021:

Function	Number of employees
Business personnel	9,049
Information technology personnel	1,109
Financial personnel	302
Administration personnel	100
Others	1,218
Total	11,778

RISK MANAGEMENT

Overview

We attach great importance to the formation of a risk management system all the time. Adopting the risk management concept of “risk management as priority, risk management by all”, we regard alignment with our general operating strategic goal, and risk maintenance at a tolerable level, as the foundation of risk management and seek to ensure that risks associated with our various businesses are measurable, controllable and commensurate with returns. We continue to enhance our risk management system in accordance with the needs arising from our business development, market condition changes and the regulatory requirements, so as to ensure the progressive enhancement and effective operation of a comprehensive risk management mechanism.

Structure of Risk Management

The Board of Directors is our ultimate decision-making body for risk management. The executive management is the executive body, while different units are responsible for directly managing the risks in their business or operational activities. We have three dedicated risk control departments, namely the

Risk Management Department, the Legal and Compliance Department and the Internal Audit Department, which independently monitor and manage risks before, during and after the event, according to their respective roles and responsibilities.

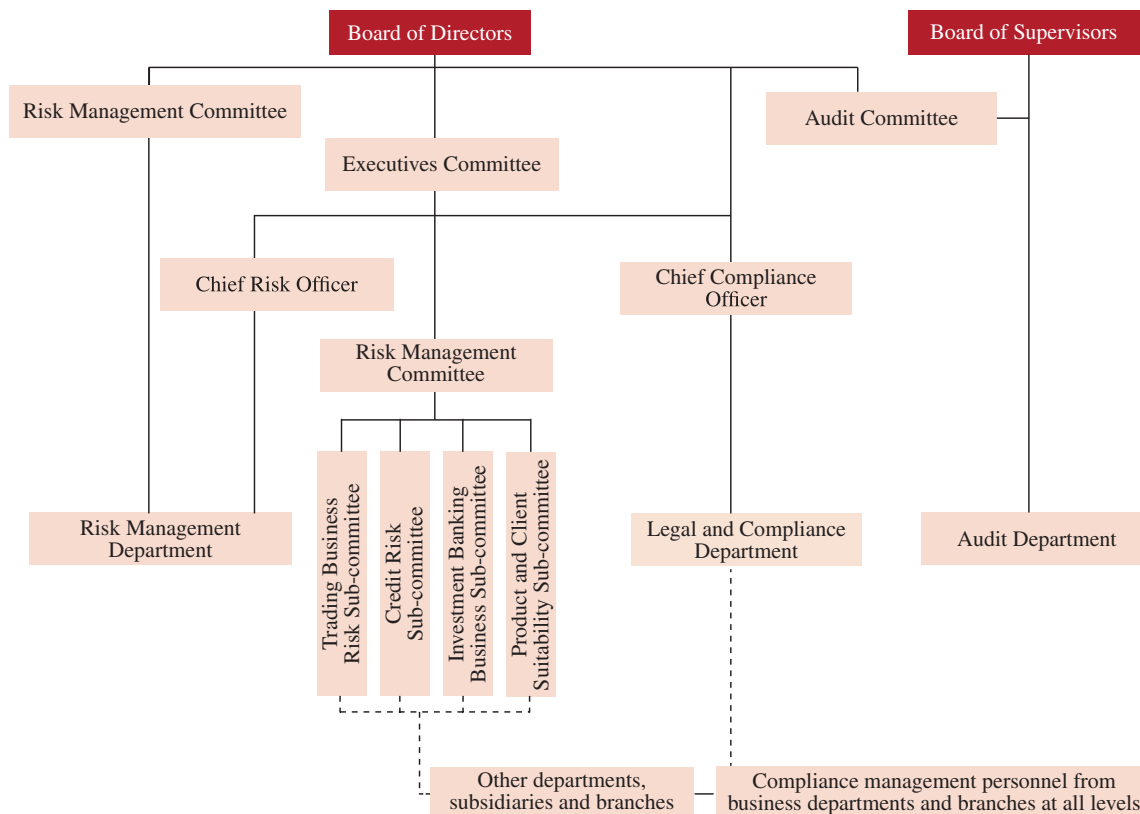
The Board of Directors makes decisions with respect to our risk management strategies and policies, internal control arrangements, as well as the resolution of significant risk events. The Supervisory Committee carries out supervision on the performance of risk management duties of the Board of Directors, Executive Committee and senior management in accordance with laws, regulations and our articles of association.

The Risk Management Committee under the Board of Directors is responsible for supervising our overall risk management in general and ensuring the risks are adequately managed so that management activities may be effectively carried out on risks associated with our business and operating activities. The Risk Management Committee under the Board of Directors considers and advises the overall objectives and basic policies of compliance management and risk management, confirms the specific constitution of risk management strategies and risk management resources so that they are aligned with the internal risk management policies; formulates tolerance level for major risks; and supervises and reviews the risk management policies and makes recommendations to the Board.

Our Executive Committee makes overall decisions with respect to the prevention, control, mitigation, or acceptance of risks in our business and operating activities and makes decisions on efforts to improve the internal control rules and procedures and control measures in accordance with the risk management policies adopted by the Board.

Each and every department, branch and subsidiary of ours, within their roles and responsibilities, is responsible for following the decisions, rules and procedures, and risk control policies, and implementing risk-control measures and engaging in direct risk control efforts in their business activities. All staff has the responsibility to comply with our relevant rules and procedures and contribute to daily risk control efforts as part of their own job responsibilities.

The Risk Management Department is responsible for our risk management; the Legal and Compliance Department is responsible for legal affairs and compliance management, and the Internal Audit Department is responsible for our internal audit activities. The aforementioned three independent risk management departments establish their own rules and procedures and operate independently to promote our risk management. Specifically, the Risk Management Department is responsible for risk management before and during the event through risk monitoring and assessment, the Legal and Compliance Department is responsible for managing our overall legal and compliance risks, and the Internal Audit Department is responsible for conducting audits to identify material defects in key rules and procedures and processes, as well as internal control weakness, and supervising corrections and rectifications.



In addition, pursuant to the needs of risk management in the investment banking business, along with regulatory requirements, we have established the internal audit department in 2018. Through company-level review, we conducted export management and terminal risk control of investment banking projects, and ultimate approval of decision-making functions for the materials and documents submitted, reported, issued or disclosed in our name.

Risk Management Mechanism

The Risk Management Department works with business and management departments to identify major risks during the course of different business and management activities, issue the Risk Catalogue and Key Control List, and continue to update the same in light of business changes and monitoring findings.

We established a before-the-event risk control mechanism. It focuses on each of the main business lines to formulate specific risk limits and risk control standards, and has explicit procedures of risk control; the Risk Management Department and the Legal and Compliance Department have participated in the before-the-event evaluation for important projects and the operation system, and have expressed their opinions independently; important risk control parameters are directly under the management and control of the Risk Management Department, which also conducts independent verification for the valuation model of financial instruments before going online.

The Risk Management Department formulates the risk monitoring processes and indicators for key business and management lines. In particular, risk monitoring indicators for the brokerage business, proprietary business, securities financing business, and asset management business as well as risk control indicators including net capital are monitored through the monitoring system, while the risk monitoring for other business or management lines primarily relies on regular and ad hoc monitoring by means of on-site monitoring, risk information reporting, data access and regular meetings. Main businesses of subsidiaries fall within the scope of monitoring.

The following table sets forth our key risk control indicators:

Items ⁽²⁾	2019 ⁽¹⁾	2020	2021	Regulatory warning threshold	Regulatory limit
Net capital (RMB in millions)	54,789	65,035	66,932	–	–
Net assets (RMB in millions)	54,901	65,311	76,441	–	–
Risk coverage ratio	311.65%	309.29%	282.07%	≥120%	≥100%
Capital leverage ratio	24.56%	20.16%	15.85%	≥9.6%	≥8.0%
Liquidity coverage ratio	227.69%	215.93%	228.96%	≥120%	≥100%
Net stable funding ratio	172.29%	156.82%	137.31%	≥120%	≥100%
Net capital/net assets	99.80%	99.58%	87.56%	≥24%	≥20%
Net capital/liabilities	36.84%	30.24%	24.98%	≥9.6%	≥8.0%
Net assets/liabilities	36.92%	30.36%	28.53%	≥12%	≥10%
Proprietary equity securities and securities derivatives/net capital . .	16.17%	19.64%	12.97%	≤80%	≤100%
Proprietary non-equity securities and securities derivatives/net capital	192.49%	236.63%	258.72%	≤400%	≤500%

(1) The net capital and relevant risk control indicators of 31 December 2019 have been restated in accordance with the CSRC Announcement [2020] No. 10 regarding the Provision on the Calculation Basis for Risk Control Indicators of Securities Companies (《證券公司風險控制指標計算標準規定》).

(2) All risk control indicators of the Company complied with the relevant requirements of the Administrative Measures for Risk Control Indicators of Securities Companies (《證券公司風險控制指標管理辦法》) issued by the CSRC.

We also formulate the operational process for risk assessment, and determine the main assessment methods and qualitative and quantitative risk rating criteria for various types of risks. The Risk Management Department assesses and rates the risk matters on an ongoing basis, evaluates the control of major business risks on a regular basis, and conducts comprehensive year-end assessments of the risk control process, risk events and positions, and risk incidents of the departments, branches and subsidiaries as a key component of their performance assessment.

We have formulated guidelines for various types of risk management and control, including market risk, credit risk, operational risk, liquidity risk and reputation risk, in order to guide and regulate the response to risks in various business lines. We have established crisis management mechanisms and programs, and have formulated effective contingency measures and plans for various businesses, especially for key risks and emergencies such as liquidity crisis and accidents on transaction systems, while an emergency response mechanism has been established and is drilled on a regular basis.

We are responsible for building mechanisms for communicating and reporting risk information and significant risk warnings, communicating and managing risk information and providing significant risk warnings. The Risk Management Department is responsible for formulating operational procedures for communicating and reporting risk information and issuing risk warnings, and the departments and branches and subsidiaries report risk information or issue warnings on potential risks identified by themselves to the Risk Management Department. The Risk Management Department then manages the risk information, performs comprehensive analyses on various risk information to identify risk control weaknesses and loopholes and propose recommendations on improving risk control, reports significant risks to the Chief Risk Officer and Risk Management Committee or executive management, and at the same time, communicates risk information to the relevant departments, while tracking any follow-up activities. The Risk Management Department prepares risk reports and risk control recommendation reports according to the results on risk identification, monitoring and assessment, and reports the findings to involved parties and our executive management. The Risk Management Department continuously monitors risks and the risk control status by following up on the implementation of risk control recommendations by relevant parties in managing risks identified in the risk reports.

The Legal and Compliance Department manages legal and compliance risks through compliance consultation, compliance review, compliance inspection, compliance supervision, compliance reporting, complaints reporting and handling, compliance accountability, information segregation wall, anti-money laundering and a series of compliance management methods as well as contracts, litigation management and other before- and during-the-event management for business lines.

The Internal Audit Department detects material defects in key rules and procedures and processes or internal control weaknesses through audits, reports these issues to the Supervisory Committee, the Audit Committee, management, the Legal and Compliance Department and the Risk Management Department, and drives any follow-up corrections and rectifications.

We, by continuously promoting the implementation of consolidated management, further optimised the comprehensive risk management mechanism, kept enhancing internal control, risk measurement, credit risk management and risk management in the subsidiaries. Our risk management capability of grouping and our fine management level have been further strengthened by increasing input in staffing and development of risk management system.

LEGAL PROCEEDINGS

We may become a party to legal proceedings arising in the ordinary course of our business. There has been no legal proceeding pending or threatened against us that could, individually or in the aggregate, have a material adverse effect on our business, financial condition or results of operations.

DIRECTORS, SUPERVISORS AND SENIOR MANAGEMENT

DIRECTORS

The following table sets forth information regarding our directors as at the date of this offering circular:

Name	Age	Position
Wang Changqing	59	Secretary of the Party committee, Chairman of the Board, Executive Director and Chairman of Executive Committee
Li Geping	55	Deputy secretary of the Party committee, Executive Director, General Manager, Member of Executive Committee and Chief Financial Officer
Yu Zhongfu	52	Vice Chairman of the Board and Non-executive Director
Wang Xiaolin	59	Vice Chairman of the Board and Non-executive Director
Zhang Qin	52	Non-executive Director
Zhu Jia	40	Non-executive Director
Zhang Wei	41	Non-executive Director
Yang Dong	46	Non-executive Director
Wang Hua	46	Non-executive Director
Po Wai Kwong	65	Independent Non-executive Director
Lai Guanrong	60	Independent Non-executive Director
Zhou Chengyue	64	Independent Non-executive Director
Zhang Zheng	50	Independent Non-executive Director
Wu Xi	45	Independent Non-executive Director

Executive Directors

Mr. Wang Changqing (王常青), is the secretary of the Party Committee, Chairman and an Executive Director of the Board, and the Chairman of the Executive Committee of the Company. Mr. Wang joined the Company in November 2005, and has been serving as an Executive Director since February 2007, and Chairman and the Chairman of the Executive Committee since September 2011. Mr. Wang is currently the vice chairman of the Securities Association of China (the “SAC”), the president of the Securities Association of Beijing, a member of the fifth session of board of directors of the SSE. Mr. Wang served as the deputy plant manager of the Copper Powder Plant (銅粉分廠) in Beijing Smelting Factory (北京冶煉廠), the deputy director of production planning department in the Beijing Non-Ferrous Metal Industry Corporation (北京市有色金屬工業總公司), the director and deputy general manager of Beijing Kaibao Travel and Food Company (北京凱寶旅遊食品公司), the head of the equity underwriting department of the Beijing representative office of Daiwa Securities Group Inc., the general manager of the investment banking department of the Shanghai branch, the deputy general manager of the investment banking department, the administrative head and managing director of the investment banking business and vice chairman of the corporate finance committee in CITIC Securities Co., Ltd., and the deputy general manager, general manager and member of the Executive Committee of the Company. Mr. Wang obtained a Bachelor of Engineering degree from Northeastern Institute of Technology (currently known as Northeastern University) and a Master’s degree in Economics from Renmin University of China.

Mr. Li Geping (李格平), is an Executive Director, General Manager, deputy secretary of the Party Committee, the General Manager, a member of the Executive Committee and Chief Financial Officer of the Company. Mr. Li joined the Company in February 2018, and has been serving as an Executive Director, the General Manager and a member of the Executive Committee of the Company since April 2018, the Chief Financial Officer of the Company since May 2018, and the chairman of

China Securities International. Mr. Li currently also serves as the chairman of the equity and alternative investment business committee of the SAC, vice-chairman of the self-discipline committee of the SSE, a member of the fifth session of board of directors of the SZSE, and the chairman of the listing, training committee of SZSE. Mr. Li was a teacher of Zhongnan University of Finance and Economics (currently known as Zhongnan University of Economics and Law); Mr. Li served as deputy secretary of the Party committee, director and president of Changjiang Securities Company Limited (長江證券股份有限公司); the secretary general of Securities Association of China; the deputy head of the regulatory department of securities and funds authority of the CSRC; the head of securities institution management department/ insurance institution management department of Central Huijin Investment Ltd. Mr. Li obtained a bachelor degree of economics and a master's degree of economics from Zhongnan University of Finance and Economics (now known as Zhongnan University of Economics and Law), respectively. He obtained a doctoral degree of economics from the research institute in Chinese Academy of Social Sciences, and has enjoyed government special subsidies issued by the State Council. Mr. Li is also a researcher.

Non-Executive Directors

Mr. Yu Zhongfu (于仲福), is the Vice Chairman of the Board and a Non-executive Director of the Company. Mr. Yu has been serving as a Director of the Company since March 2011, the Vice Chairman of the Board of the Company since August 2016. Mr. Yu currently serves as the deputy general manager of Beijing Stateowned Capital Operation and Management Limited (北京國有資本運營管理有限公司). Mr. Yu served as a deputy chief of industry section of Planned Economy Committee of Shijingshan District, Beijing, the deputy director of department of small and medium enterprises of Beijing Municipality Commission of Economy, the deputy director (in charge) of the division of enterprise reform of Beijing Municipality Commission of Economy, the deputy director of division of reform and development (general office), deputy director and then director of division of enterprise reform of State-owned Assets Supervision and Administration Commission of Beijing Municipality. During the past three years, Mr. Yu also served as a director of Wangfujing Group Co., Ltd. (a company listed on the SSE), a director of Beijing Jingneng Clean Energy Co., Limited (a company listed on the HKEX), a director of Beijing Urban-Rural Commercial (Group) Co., Ltd. (a company listed on the SSE), a director of BBMG Corporation (a company listed on the SSE), and a director of Beijing Rural Commercial Bank Co., Ltd. Mr. Yu obtained a Bachelor of Engineering degree from North China University of Technology, and he also obtained a Master of Public Administration degree from a joint program organized by Peking University and the National Institute of Administration. Mr. Yu was awarded the title of senior economist.

Mr. Wang Xiaolin (王小林), is the Vice Chairman and Non-executive Director of the Company. Mr. Wang has been serving as a non-executive Director of the Company since July 2020, the vice chairman of Board the Company since September 2020. He currently serves as an external director of Central Huijin Investment Ltd., and a non-executive director of China Everbright Group. Mr. WANG successively served as the deputy general manager, the secretary of the Party Committee and the general manager of the securities management headquarters at Shandong International Trust Co., Ltd. (山東省國際信託投資有限公司), a general manager assistant of Shandong High-Tech Investment Corporation Co., Ltd. (山東省高新技術投資有限公司), the head of the general office at Shandong Lucion Investment Holdings Group Co., Ltd., (山東省魯信投資控股集團有限公司), a member of CPC Committee and the deputy general manager at Shandong Lucion Investment Holdings Group Co., Ltd. (山東省魯信投資控股集團有限公司), the chairman of First-trust Fund Management Co., Ltd., (泰信基金管理有限公司), the deputy head (temporary) of the International Department at China Banking Regulatory Commission, and the deputy secretary of CPC Committee and general manager of Shandong Development Investment Holding Group Co., Ltd. (山東發展投資控股集團有限公司). During the past three years, Mr. Wang also served as an independent director of Shandong Hi-speed Company Limited (a company listed on the Shanghai Stock Exchange), and a director of China Everbright Bank Company Limited (a company listed on the Shanghai Stock Exchange and the Hong Kong Stock Exchange). Mr. Wang obtained his master's degree in economics from Fudan University and obtained the title of a senior economist.

Ms. Zhang Qin (張沁), is a Non-executive Director of the Company. She has been serving as a Director of the Company since April 2018, and she currently serves as an assistant to the general manager and general manager of financing management department of BSCOMC. Ms. Zhang was engaged in accounting in Tianjin Huafeng Industrial Group Co., Ltd. (天津華豐工業集團公司) and Beijing Capital Development Co., Ltd. (北京市房地產開發經營總公司). She served as the deputy manager of planning and finance department of Beijing Tianhong Group Co., Ltd. (北京天鴻集團公司), and served as the chief financial officer of property operation and service department in Beijing Capital Development Holding (Group) Co., Ltd. (北京首都開發控股集團(有限)公司), the deputy general manager of Beijing Shoukai Renxin Property Co., Ltd. (北京首開仁信置業有限公司), deputy general management of financial management department and general manager of risk control and audit department of BSCOMC. Ms. Zhang obtained a master's degree of economics from Capital University of Economics and Business. Ms. Zhang obtained a title of senior accountant.

Ms. Zhu Jia (朱佳), is a Non-executive Director of the Company. She has been serving as a Director of the Company since April 2018, the assistant to the general manager of investment management department of Beijing Financial Holdings Group, and the director and deputy general manager (presiding over the work) of Jingquan capital management (Beijing) Co., Ltd. (璟泉資本管理(北京)有限公司); the director of Shengxin Futures Co., Ltd. Ms. Zhu held positions in the Beijing branch of the Bank of East Asia (Hong Kong)(東亞銀行(香港)北京分行), and Beijing State-owned Capital Operation and Management Limited. Ms. Zhu obtained a master's degree of finance and investment from the University of Exeter. Ms. Zhu obtained a title of financial economist.

Ms. Zhang Wei (張薇), is a Non-executive Director of the Company. Ms. Zhang has been serving as a director of the Company since June 2021, and she currently serves as director of the Office of Direct-managed Corporation Leading Group/the Second Department of Equity Management of Central Huijin Investment Limited. Ms. Zhang previously served as manager of the Capital Market Department, manager of the Non-bank Department, senior deputy manager of the Securities Institution Management Department/Insurance Institution Management Department of Central Huijin Investment Limited. Ms. Zhang obtained a bachelor's degree, in law, a master's degree in international law and a doctoral degree in international law from China University of Political Science and Law.

Mr. Yang Dong (楊棟), is a Non-executive Director of the Company. Mr. Yang has been serving as a director of the Company since October 2021, and he currently serves as the external director of Central Huijin Investment Limited. Mr. Yang previously worked in Tianjin Branch of the People's Bank of China, Finance Research Institute of the People's Bank of China and other institutions. He served as senior deputy manager of Banking Department, director of ICBC Equity Management Office of Banking Institutions Department I, director and senior manager of ICBC Equity Management Office of Equity Management Department I of Central Huijin Investment Limited. Mr. Yang obtained a bachelor's degree in management science and a master's degree in economics from Hebei Agricultural University. Mr. Yang obtained his doctorate in economics from Renmin University of China, and has the title of senior economist.

Ms. Wang Hua (王華), is a Non-executive Director of the Company. Ms. Wang has been serving as a director of the Company since June 2021, and she currently serves as the deputy general manager of the Finance Department of CITIC Group Corporation, and director of Zhonghai Trust Co., Ltd., director of China Agricultural Industry Development Fund, director of CITIC Urban Development & Operation Co., Ltd. In addition, Ms. Wang has also been serving as a director of CITIC Heavy Industries Co., Ltd. (a company listed on the Shanghai Stock Exchange) since August 2019. Ms. Wang Hua previously served as director of the Tax Department of the Finance Department, assistant to the general manager of the Finance Department and director of the Tax Department, deputy general manager of the Finance Department and director of the Tax Department of CITIC Group Corporation. Ms. Wang Hua obtained a bachelor's degree in accounting and a master's degree in accounting from Dongbei University of Finance and Economics.

Mr. Po Wai Kwong (浦偉光), is an independent Non-executive Director of the Company. Mr. Po has been serving as an independent director of the Company since May 2021, an independent director of Everbright Securities Company Limited (a company listed on the Shanghai Stock Exchange and the Hong Kong Stock Exchange) since December 2020, an independent director of Citibank (Hong Kong) Limited since July 2021. He is currently a member of the Advisory Committee of the Hang Seng Index in Hong Kong. Mr. Po previously served as the senior director of the Securities and Futures Commission (SFC)(證券及期貨事務監察委員會) of Hong Kong, the executive director of the Insurance Authority (保險業監管局) of Hong Kong and a member of International Advisory Council of the CSRC. Mr. Po holds a bachelor's degree in business administration and a master's degree in business administration from the Chinese University of Hong Kong (香港中文大學), and is also an accountant.

Mr. Lai Guanrong (賴觀榮), is an independent Non-executive Director of the Company. Mr. Lai has been serving as an independent Non-executive Director of the Company since May 2021, and he currently serves as the chairman of the board of supervisors of Beijing Zhongguancun Science City Construction Holding Co., Ltd. (北京中關村科學城建設股份有限公司), the vice chairman of ABC Life Insurance Co., Ltd. (農銀人壽保險股份有限公司), a director of China Sciences Group (Holding) Corporation (中科實業集團(控股)有限公司), the chief economist and member of the investment committee of Shenzhen CMAF Management Co., Ltd. (深圳遠致富海投資管理有限公司). Mr. Lai has also been serving as an independent director of Chinasoft International Limited (中軟國際有限公司)(a company listed on Hong Kong Stock Exchange) since June 2015, an independent director of Dongxing Securities Co., Ltd. (東興證券股份有限公司)(a company listed on the SSE) since December 2021. Mr. Lai served as the deputy general manager (in charge of work) of Min Fa Security Limited Company (閩發證券有限責任公司), the deputy chief officer of the office of People's Bank of China Fujian Branch (中國人民銀行福建省分行), the general manager of Fujian Minnan Qiaoxiang Trust and Investment Company (福建省閩南僑鄉信託投資公司), the president of Huafu Securities Limited (華福證券有限責任公司), and the secretary of the party committee and president of Jiahe Life Insurance Co., Ltd. (嘉禾人壽保險股份有限公司), and the independent director of Xin Yuan Enterprises Group Limited (信源企業集團有限公司)(a company listed on Hong Kong Stock Exchange). Mr. Lai holds a bachelor's degree in finance from Xiamen University, a master's degree in monetary banking from the Graduate School of the People's Bank of China, and a doctorate in economics from Xiamen University.

Mr. Zhou Chengyue (周成躍), is an Independent Non-executive Director of the Company. Mr. Zhou is currently an executive director of the China Finance Association, a member of the China Securities Investment Fund Association's Specialized Committee on Parent Funds, a deputy director of the China Finance Association's Professional Committee on PPP Research, and an advisor to the 8th China Bond Index Expert Steering Committee of the Central Government Bond Registration and Settlement Co. Mr. Zhou was the director of the General Department of the Department of State Bonds of the Ministry of Finance, the director of the Department of Domestic Bonds of the Department of State Bonds and Finance, the director of the Department of State Bonds Management of the Department of State Treasury, the deputy director of the Department of State Treasury, and the inspector of the Department of Finance and the chairman of board of directors of China PPP Investment Funds Co., Ltd. Mr. Zhou holds a bachelor's degree in economics with a major in finance from Hubei University of Finance and Economics (now Zhongnan University of Finance and Political Science and Law).

Mr. Zhang Zheng (張曄), is an Independent Non-executive Director of the Company. Mr. Zhang is currently a professor and deputy dean of Guanghua School of Management of Peking University. He is also an independent director of Jianxin Trust Company Limited and an independent director of Harbin Bank Limited, a company listed on the Hong Kong Stock Exchange. Mr. Zhang is also a deputy director of the Financial Management Professional Committee of the China Academy of Management Science and a deputy director of the Equity Investment Professional Committee of the China Management Modernization Research Association. In the past three years, Mr. Zhang was an independent director of Zhejiang Jiansheng Group Company Limited (a company listed on the SSE) and an external supervisor

of China Cinda Asset Management Company Limited (a company listed on the Hong Kong Stock Exchange). Mr. Zhang holds a bachelor’s degree and a master’s degree in applied mathematics from Nankai University and a doctorate degree in finance from Peking University.

Mr. Wu Xi (吳溪), is an Independent Non-executive Director of the Company. Mr. Wu is currently a professor and dean of the School of Accounting of Central University of Finance and Economics, and is also an independent director of Trust Mutual Life Insurance Company and an independent director of Everybody Insurance Group Co. Mr. Wu is also a member of the Education and Training Committee of the China Association of Certified Public Accountants, an executive director of the Council of the China Auditing Association, and a special financial expert of UNESCO China. Mr. Wu was the assistant dean and deputy dean of the School of Accounting of Central University of Finance and Economics. In the past three years, Mr. Wu has served as an independent director of China Publishing Media Corporation (a company listed on the SSE) and an independent director of Henan Zhongfu Industry Company Limited (a company listed on the SSE). Mr. Wu holds a bachelor’s degree in accounting from Zhejiang University of Finance and Economics (now Zhejiang University of Finance and Economics) and a master’s degree and a doctorate degree in accounting from Central University of Finance and Economics.

SUPERVISORS

The following table sets forth information regarding our supervisors as at the date of this offering circular:

<u>Name</u>	<u>Age</u>	<u>Position</u>
Zhou Xiaoyu	58	Deputy secretary of the Party committee and Chairman of the Supervisory Committee
Ai Bo	51	Supervisor
Wang Xiaoguang	45	Supervisor
Lin Xuan	50	A member of the Party committee and Employee Representative Supervisor
Zhao Ming	51	Employee Representative Supervisor

Mr. Zhou Xiaoyu (周笑予), is the deputy secretary of the Party committee and the chairman of supervisory committee of the Company. Mr. Zhou joined our Company in November 2005 and has been serving as the chairman of supervisory committee since August 2021, and the chairman of supervisory committee of China Securities Futures. Mr. Zhou currently also serves as a member of self-discipline committee of the Securities Association of China. Mr. Zhou served as an engineer in Guangzhou Design Institute of Ministry of Light Industry, the executive deputy general manager in Shenzhen branch, the general manager of the business department in Dalian branch, the general manager of Shenyang Branch and the general manager of the brokerage business management of Huaxia Securities Co., Ltd., and the general manager of the Brokerage Business Management Department, the administrative head of the Treasury Operation Department, the administrative head of the Margin Financing and Securities Lending Department, director of Party Committee Office, the administrative head of the Human Resources Department and a member of the Executive Committee of the Company. Mr. Zhou obtained a Bachelor of Engineering degree from Tianjin Institute of Light Industry and Master of Engineering degree from South China University of Technology.

Ms. Ai Bo (艾波), is a Supervisor of the Company. Ms. Ai has been serving as a Supervisor of the Company since August 2016 and she currently serves as the director of Party committee inspection office of China Investment Corporation. Ms. Ai worked for the secretariat for confidential matters of the general office of the Ministry of Supervision, the former general supervision office of supervision department under the Central Commission for Discipline Inspection and the former second discipline

inspection office under the Central Commission for Discipline Inspection. Ms. Ai obtained a master's degree in Management from Kunming University of Science and Technology and obtained a certificate of certified enterprise risk manager.

Mr. Wang Xiaoguang (王曉光), is a Supervisor of the Company. Mr. Wang has worked for China Investment Corporation since June 2016 and is currently the head of audit team three of the audit department of China Investment Corporation Limited. Mr. Wang served as director of the Development Statistics Audit Bureau of the Audit Commission, officer of the supervisory board, the head of the audit team of enterprises under direct control of the internal audit department and head of the audit team of enterprises under direct control of the audit department in China Investment Corporation Limited. Mr. Wang obtained a bachelor's degree in Accounting from Shanxi University. Mr. Wang is a senior auditor.

Ms. Lin Xuan (林煊), is a member of the Party committee, an employee representative Supervisor and the administrative head of Human Resources department of the Company. Ms. Lin joined the Company in November 2005. She has been serving as an employee representative Supervisor since April 2018, the administrative head of Human Resources Department since January 2022, and she also serves as a supervisor of China Capital Management. Ms. Lin currently serves as a vice-chairman of talent development committee of the Securities Association of China, a member of Beijing Financial Staff Union. Ms. Lin served as business director and assistant to general manager of the investment banking department and the acquisitions department of Huaxia Securities Co., Ltd. (華夏證券股份有限公司), and assistant to general manager, director, executive director and managing director of investment banking department of the Company and the administrative head of Internal Audit Department. Ms. Lin obtained a bachelor's degree in Economics from Renmin University of China, a master's degree in Economics from the Graduate School of the People's Bank of China (currently known as PBC School of Finance, Tsinghua University in China), a PhD degree in Economics from Chinese Academy of Social Sciences, and A-share sponsor representative qualification.

Mr. Zhao Ming (趙明), is an employee representative Supervisor of the Company, administrative head of Financial Planning Department and Treasury Operation Department. Mr. Zhao has been serving as the administrative head of Financial Planning Department and Treasury Operation Department of the Company since July 2018; and an employee representative Supervisor since April 2019. Mr. Zhao also serves as a director of CSCI Capital, a director of China Securities Investment and the supervisor of China Securities Futures. Mr. Zhao once served as a business director of Investment Banking Department of Huaxia Securities Co., Ltd., the manager of Investment Banking Department of Shanghai Electric Group Finance Company Co., Ltd. (上海電氣集團財務有限責任公司), the managing director of Capital Market Department and the managing director of the Investment Banking Department of the Company. Mr. Zhao obtained a Bachelor's Degree in law from the People's Public Security University of China, a Master of Laws from Southwest University of Political Science and Law, a Master of Business Administration from China Europe International Business School and qualified as a lawyer and a certified public accountant.

SENIOR MANAGEMENT

The senior management is responsible for the daily management of our business operation. The following table sets forth information regarding our senior management as at the date of this offering circular:

<u>Name</u>	<u>Age</u>	<u>Position</u>
Wang Changqing	59	Secretary of the Party committee, Chairman of the Board, Executive Director and Chairman of Executive Committee
Li Geping	55	Deputy secretary of the Party committee, Executive Director, General Manager, Member of Executive Committee and Chief Financial Officer
Zhou Zhigang	58	A member of the Party committee and Member of Executive Committee
Jiang Yueqin	56	A member of the Party committee and Member of Executive Committee
Li Tiesheng	51	Member of Executive Committee
Wang Guangxue	50	Member of Executive Committee and Secretary of the board of directors
Zhang Xinfan	54	Member of Executive Committee
Liu Naisheng	51	Member of Executive Committee
Huang Ling	46	Member of Executive Committee
Ding Jianqiang	49	Member of Executive Committee and Chief Compliance Officer
Lu Ya	56	Member of Executive Committee and Chief Risk Officer
Xiao Gang	53	Member of Executive Committee and Chief Information Officer
Peng Wende	56	Member of Executive Committee

Mr. Wang Changqing (王常青). Please see “*Directors, Supervisors and Senior Management – Biographies of Directors and Senior Management – Directors – Mr. Wang Changqing.*”

Mr. Li Geping (李格平). Please see “*Directors, Supervisors and Senior Management – Biographies of Directors and Senior Management – Directors – Mr. Li Geping.*”

Mr. Zhou Zhigang (周志鋼), is a member of Party committee, a member of the Executive Committee of the Company. Mr. Zhou joined our Company in November 2005. He has been a member of the Executive Committee since February 2009, and he also serves as a director of China Securities Futures. Mr. Zhou currently also serves as a member of the Financing Business Committee of the Securities Association of China. Mr. Zhou served as the assistant director of the application software chamber of Institute of Computer Technology of East China, the deputy director of computer center, director of the research and development center of Shanghai Wanguo Holdings Ltd., the chief engineer and the general manager of the E-commerce department of Huaxia Securities Co., Ltd., deputy general manager, chairman of Brokerage Business Management Committee, Chief Risk Officer and Chief Compliance Officer of the Company. Mr. Zhou obtained a Bachelor of Science degree and a Master of Science degree from Fudan University. He obtained his MBA degree from CEIBS and a certificate of senior engineer.

Mr. Jiang Yueqin (蔣月勤), is a member of the Party committee and a member of the Executive Committee of the Company. Mr. Jiang joined our Company in January 2007 and has been serving as a member of the Executive Committee since May 2009. Mr. Jiang also serves as a vice chairman of the AMAC and a member of the asset management business committee of the Securities Association of

China. Mr. Jiang served as a programmer of Shenzhen Shekou Xinxin Software Company, the deputy general manager of Shenzhen branch, and general manager of trading department and chief dealer of CITIC Securities Co., Ltd., the general manager of Changsheng Fund Management Co., Ltd., the assistant to general manager, administrative head of Institutional Business Department and administrative head of Asset Management Department of our Company, and the chairman of the board of director of China Securities Funds. Mr. Jiang obtained a Bachelor of Engineering degree and a Master of Engineering degree from University of Electronic Science and Technology in the PRC.

Mr. Li Tiesheng (李鐵生), is a member of the Executive Committee of the Company. Mr. Li joined our Company in June 2013 and has been serving as a member of the Executive Committee since June 2013 and a director of China Securities Investment. Mr. Li served as the business manager of the securities department and the futures department as well as the general manager of Shenzhen Zhongbaoxin Financial Consultant Co. Ltd in China People's Insurance Trust and Investment Company, the deputy manager of Hong Kong Jiangnan Finance Company Limited, deputy director of Great Wall Securities Co., Ltd., general manager of New Jiangnan Investment Company Limited, a member of party committee and the vice-president of Beijing Branch of China Merchants Bank Co., Ltd. Mr. Li obtained a bachelor's degree in engineering from Beijing Institute of Technology and a master's degree in economics from Renmin University of China.

Mr. Wang Guangxue (王廣學), is a member of the Executive Committee, the Secretary of the Board and the Administrative Head of the Executive Office of the Company. Mr. Wang joined our Company in November 2005 and has been serving as the Administrative Head of the Executive Office of our Company since November 2011. He has been serving as a member of the Executive Committee and the Secretary of the Board since January and April 2014, respectively. He has also been serving as the chairman of China Securities Futures and director of China Securities International. At present, Mr. Wang also served as a member of the Securities Industry Cultural Construction Committee of China Securities Association, a member of the Council of China Futures Association and a member of the Cultural Construction Committee of China Futures Association. Mr. Wang served as a staff of the foreign economic relations department of planning committee of Liyang City, Jiangsu Province (now known as the development and reform commission of Liyang City); the business manager, senior business director and assistant to general manager of the investment banking department of Huaxia Securities co., Ltd.; and the assistant to general manager and deputy general manager of the Investment Banking Department of our Company. Mr. Wang obtained a Bachelor of Science degree from Qingdao Ocean University (currently known as Ocean University of China), a Master of Economics degree and a Doctor of Economics degree from Fudan University, and obtained a certificate of sponsor representative of A Shares and the title of senior economist.

Mr. Zhang Xinfan (張昕帆), is a member of the Executive Committee, Chairman of the Brokerage Business Management Committee and the Co-Chairman of the Institutional Business Committee of the Company. Mr. Zhang joined our Company in November 2005 and has been serving as a member of the Executive Committee since January 2014 and the Chairman of the Brokerage Business Management Committee since April 2014. Mr. Zhang has been serving as the Co-Chairman of the Institutional Business Committee since September 2018 and also a director of China Securities Futures. Mr. Zhang served as the director of securities branch of Dalian Branch of Industrial and Commercial Bank of China; the manager of Dalian securities branch, the deputy general manager of Shenyang branch and the deputy general manager of the corporate brokerage business management head office of Huaxia Securities Co., Ltd.; and the deputy general manager of the Brokerage Business Management Department, the manager of the securities branch of Beijing Dongzhimen South Street and the vice-chairman of the Brokerage Business Management Committee of our Company. Mr. Zhang obtained a Bachelor's degree in Economics from Dongbei University of Finance and Economics, a Master's degree in Business Administration from Peking University and has the title of senior economist.

Mr. Liu Naisheng (劉乃生), is a member of the Executive Committee, the Chairman of the Investment Banking Business Management Committee of the Company. Mr. Liu joined our Company in March 2006. He has been serving as a member of the Executive Committee since January 2014 and the Chairman of the Investment Banking Department since January 2021. He has also been serving as a director of China Securities International and director of Beijing Equity Trading Center. Mr. Liu currently also serves as the vice chairman of Investment Banking Committee of the Securities Association of China, vice chairman of Investment Banking Quality Control Committee of Beijing Securities Association, member of the SSE Sci-Tech Board and vice chairman of the listing training committee of SZSE. Mr. Liu worked in China Xinxing Corporation (Group), China Science and Technology International Trust and Investment Co., Ltd. and China Science and technology Securities Co., Ltd. and served as the administrative head of the Investment Banking Department and director of the Investment Banking Business Committee of the Company. Mr. Liu obtained a Bachelor of Engineering degree from Beijing Institute of Machinery (currently known as Beijing Information Science & Technology University) and obtained an MBA degree from Tsinghua University, and has the qualification of sponsor representative of A Shares.

Mr. Huang Ling (黃凌), is a member of the Executive Committee, Chairman of the Institutional Business Committee and Co-Chairman of the Investment Banking Business Management Committee of the Company. Mr. Huang joined our Company in November 2005 and has been serving as a member of the Executive Committee from January 2014, Chairman of the Institutional Business Committee from September 2018, Co-Chairman of the Investment Banking Business Management Committee from January 2021. Mr. Huang has also been serving as the vice chairman of the Green Development Committee of Securities Association of China, the vice chairman of the Bond Development Committee of the Council of SSE, and a member of the Asset Management Business Committee of Beijing Securities Association. Mr. Huang served as a senior business director of the administration department of Huaxia Securities Co., Ltd., the assistant to the general manager of the debt business department, administrative head of the Debt Underwriting Department, and the Co-Director of the Investment Banking Committee of the Company. Mr. Huang obtained a Bachelor's degree in economics from China Institute of Finance, a Master's degree in economics from the Graduate School of the PBOC (currently known as PBC School of Finance, Tsinghua University), and a Ph.D. in economics from Hunan University. He has the title of senior economist.

Mr. Ding Jianqiang (丁建強), is a member of Executive Committee, Chief Compliance Officer and administrative head of the Legal and Compliance Department of the Company. Mr. Ding joined our Company in November 2005, and has been serving as the administrative head of the Legal and Compliance Department since January 2007, member of Executive Committee since April 2019, and the Chief Compliance Officer since May 2019. Mr. Ding also serves as a director of China Securities Funds, a director of China Securities Investment. Mr. Ding also serves as a member of Securities Compliance Committee of Securities Association of China (中國證券業協會), a member of Securities Compliance Committee of Securities Association of Beijing. Mr. Ding previously served as an assistant to the general manager of Legal Affairs Department of Huaxia Securities Co., Ltd., the assistant to the general manager of the Legal and Compliance Department and the Chief Lawyer of the Company. Mr. Ding obtained a Bachelor's Degree in law from China University of Political Science and Law, and obtained professional qualification as a lawyer.

Ms. Lu Ya (陸亞), is a member of Executive Committee, Chief Risk Officer and Administrative Head of the Risk Management Department of the Company. Ms. Lu joined our Company in November 2005, and has been serving as an Administrative Head of the Risk Management Department since January 2008, a member of Executive Committee, Chief Risk Officer since April 2019, a supervisor of China Securities Capital and chairperson of supervisory committee of China Securities Funds. Ms. Lu currently also serves as the vice chairperson of Risk Control Committee of Securities Association of China, and the vice chairperson of Risk Control Committee of Securities Association of Beijing, Ms. Lu worked in Renmin University of China, served as the accounting head of the securities department of Beijing Real Estate Trust and Investment Company, the analyst of the research and development

department of China Securities Market Research and Design Centre, the Certified Public Accountant of Beijing Jing Du Certified Public Accountants, the senior auditor of the audit department, the head of the securities investment department and the assistant general manager of the risk management department of Huaxia Securities Co., Ltd. (華夏證券股份有限公司), and the assistant to general manager, an employee representative Supervisor, the Risk Management Department of the Company. Ms. Lu obtained a Bachelor's degree in Economics and a Master's degree in Economics from the School of Accounting of Renmin University. She was qualified as a Certified Public Accountant and obtained a certificate of senior accountant.

Mr. Xiao Gang (肖鋼), is a member of Executive Committee of the Company, Chief Information Officer and administrative head of the IT Department. Mr. Xiao joined our Company in November 2005 and has been serving as the administrative head of the IT Department since August 2012; and a member of Executive Committee, the Chief Information Officer since April 2019. Mr. Xiao currently served as a member of Information Technology Committee of China Securities Industry Association; the Chairman of the Fintech and Information Technology Committee of Beijing Securities Association, and an expert in Fintech Research and Development Center (Shenzhen) of Securities and Futures Industry of Shenzhen Stock Exchange. Mr. Xiao worked in Beijing Kangtaike Electronic Technology Co., Ltd. (北京康泰克電子技術有限公司), and served as a senior engineer of Computer Center of Huaxia Securities Co., Ltd., a senior engineer and deputy general manager of IT Department of the Company. Mr. Xiao obtained a Bachelor's degree in Computer Application from Beijing Union University and has the professional qualification as an engineer.

Mr. Peng Wende (彭文德), is a member of the Executive Committee of the Company. Mr. Peng joined our Company in November 2005 and has been serving as a member of the Executive Committee of the Company since July 2019. He has also been serving as a director, general manager and director of the executive committee of China Securities International. Mr. Peng is also a member of the International Strategy Committee of the China Securities Association and the director of the Hong Kong Chinese Enterprises Association. Mr. Peng served as the head of Engineering Department of Xinda Industrial Co., Ltd. (鑫達實業有限公司), the deputy general manager of Guangzhou Branch of Huaxia Securities Co., Ltd., the general manager of Beijing Sanlihe Securities Sales Department, the general manager of Chongqing Branch, the general manager of Southwest Management Headquarters of the Company and the chairman of China Securities Futures. Mr. Peng obtained a Bachelor's degree in Engineering from Huazhong University of Science and Technology, a Master's degree in Management Engineering from South China University of Technology, and a Doctoral Degree in Enterprise Management from Sun Yatsen University.

Board Committees

We have formed four board committees, namely the Development Strategy Committee, the Risk Management Committee, the Audit Committee and the Remuneration and Nomination Committee.

Development Strategy Committee

The Development Strategy Committee consists of eight directors, namely Mr. Wang Changqing, Mr. Yu Zhongfu, Mr. Wang Xiaolin, Mr. Li Geping, Ms. Zhu Jia, Mr. Yang Dong, Ms. Wang Hua and Mr. Lai Guanrong. Mr. Wang Changqing currently serves as the chairman of the committee. The Development Strategy Committee is responsible for researching and forecasting the Company's long-term development strategy and establishing the Company's development strategy plans. The primary duties of the Development Strategy Committee include, but are not limited to, the following:

- understanding and mastering the overall operations of the Company;
- understanding, analysing and mastering the current conditions of international and domestic markets;
- understanding and mastering relevant policies of the State;

- understanding the cultural construction of the Company, evaluating the operation status of the Company's cultural concept and strategy integration development mechanism, and improving the compatibility between the Company's culture and development strategy;
- studying the short, medium and long-term development strategies of the Company or the relevant issues;
- providing consultancy advice on the Company's major decisions on long-term development strategy and major investments, reform etc.;
- reviewing and approving research reports on development strategies;
- issuing routine research reports regularly or from time to time; and
- performing such other duties determined by the Board and required by the listing rules or regulatory requirement of the place where the ordinary shares of the Company are listed.

Risk Management Committee

The Risk Management Committee comprises seven Directors, namely Ms. Zhang Wei, Mr. Li Geping, Ms. Zhang Qin, Mr. Yang Dong, Ms. Wang Hua, Mr. Zhou Chengyue and Mr. Zhang Zheng. Ms. Zhang Wei is the current chairman of the Risk Management Committee. The Risk Management Committee shall be mainly responsible to monitor the overall risk management of the Company and control such risks within reasonable limits, so as to ensure that the Company may implement effective risk management plans with respect to various risks in the business related activities of the Company. The primary duties of the Risk Management Committee are as follows:

- to review and advise on the general objectives and basic policies of compliance management and risk management;
- to determine strategic structures and resources for the risk management of the Company, and to ensure that they are compatible with the internal risk management policies of the Company;
- to review and advise on the establishment and duties of the institution for compliance management and risk management;
- to evaluate the risks relating to major decisions to be considered and approved by the Board and the solutions for such major risks, and to provide advice in this regard;
- to define the limits of major risks;
- to supervise, examine and make recommendation to the Board on relevant risk management policies;
- to review and approve the compliance reports and risk evaluation reports required to be considered and approved by the Board, and providing advice in this regard; and
- other duties to be determined by the Board of Directors and other duties required by the listing rules or regulatory requirements of the places where the Company's shares are listed.

Audit Committee

The Audit Committee comprises five Directors, namely Mr. Wu Xi, Mr. Wang Xiaolin, Ms. Zhang Qin, Mr. Po Wai Kwong and Mr. Zhou Chengyue. Mr. Wu Xi currently serves as the chairman of the Audit Committee. The Audit Committee is responsible for the compliance control of the operating management and investment business of the Company and the review and supervision of the internal auditing works and results of the Company. The primary duties of the Audit Committee are as follows:

- to supervise the annual audit and make judgment on the truthfulness, accuracy and completeness of the audited information contained in the financial reports before submitting the reports to the Board;
- to propose to engage or dismiss the external auditor of the Company, and to supervise the practice of external auditors;
- to supervise the internal audit system and its implementation;
- to be responsible for the communications between the internal audit and the external audit;
- to review and approve the financial information of the Company and its disclosure;
- to examine the internal control system of the Company; and
- other duties determined by the Board of Directors and other duties required by the listing rules or regulatory requirements of the places where the Company's shares are listed.

Remuneration and Nomination Committee

The Remuneration and Nomination Committee comprises seven Directors, namely Mr. Lai Guanrong, Mr. Wang Changqing, Mr. Yu Zhongfu, Ms. Zhang Wei, Mr. Po Wai Kwong, Mr. Zhang Zheng and Mr. Wu Xi. Mr. Lai Guanrong currently serves as the chairman of the Remuneration and Nomination Committee. The Remuneration and Nomination Committee is mainly responsible for formulation of the appraisal standards of the Company's Directors and the senior management, as well as conducting appraisal; formulation and examination of remuneration policy and proposal for the Directors and the senior management (including but not limited to performance evaluation standards, procedures and major evaluation systems, major programs and systems of incentives and penalties); researching the selection standard of Directors and the senior management and making suggestions of the candidates. The primary duties of the Remuneration and Nomination Committee are as follows:

- to formulate and implement a performance evaluation system responsive to the changing market conditions, competitive remuneration package and the incentive measures for awards and punishments related to operating results, in accordance with the features of the financial and securities industry, the respective scope, responsibilities, significance of the Directors and senior management and remuneration levels of similar positions in other relevant enterprises;
- to assess the fulfillment of duties of the Directors and senior management of the Company and to appraise their annual performance;
- to review and advise on the appraisal and remuneration system for the Directors and senior management;
- to monitor the implementation of the remuneration system for the Directors and senior management;

- to review and advise on the election standards and procedures of the Directors and senior management; to search for eligible candidates for Directors and senior management; to review and provide opinions on the qualification criteria of candidates for Directors and senior management; and
- other duties determined by the Board of Directors and other duties required by the listing rules or regulatory requirements of the places where the Company's shares are listed.

TAXATION

The following summary of certain British Virgin Islands, Hong Kong, PRC and, EU tax consequences of the purchase, ownership and disposition of Notes is based upon applicable laws, regulations, rulings and decisions in effect as at the date of this Offering Circular, all of which are subject to change (possibly with retroactive effect). This discussion does not purport to be a comprehensive description of all the tax considerations that may be relevant to a decision to purchase, own or dispose of Notes and does not purport to deal with consequences applicable to all categories of investors, some of which may be subject to special rules. Neither these statements nor any other statements in this Offering Circular are to be regarded as advice on the tax position of any Noteholder or any persons acquiring, selling or otherwise dealing in the Notes or on any tax implications arising from the acquisition, sale or other dealings in respect of the Notes. Persons considering the purchase of the Notes should consult their own tax advisors concerning the tax consequences of the purchase, ownership and disposition of Notes. Prospective investors should consult their professional advisers on the possible tax consequences of buying, holding or selling any Notes under the laws of their country of citizenship, residence or domicile.

BRITISH VIRGIN ISLANDS

Under existing British Virgin Islands laws, payments of interest and principal on the Notes will not be subject to taxation in the British Virgin Islands and no withholding will be required on the payment of interest and principal to any holder of the Notes nor will gains derived from the disposal of the Notes be subject to British Virgin Islands income or corporation tax, provided that the payments are made to persons who are not resident in the British Virgin Islands. No estate, inheritance, succession or gift tax, rate, duty, levy or other charge is payable by persons who are not resident in the British Virgin Islands with respect to the Notes. There are currently no withholding taxes or exchange control regulations in the British Virgin Islands applicable to the Issuer. If neither the Issuer nor any subsidiary holds an interest in real estate in the British Virgin Islands, no stamp duty is payable in respect of the issue of the Notes and the Certificates or on an instrument of transfer in respect of the Notes or Certificates.

HONG KONG

Withholding Tax

No withholding tax is payable in Hong Kong in respect of payments of principal or interest on the Notes or in respect of any capital gains arising from the sale of the Notes.

Profits Tax

Hong Kong profits tax is chargeable on every person carrying on a trade, profession or business in Hong Kong in respect of profits arising in or derived from Hong Kong from such trade, profession or business (excluding profits arising from the sale of capital assets).

Interest on the Notes may be deemed to be profits arising in or derived from Hong Kong from a trade, profession or business carried on in Hong Kong in the following circumstances:

- (i) interest on the Notes is derived from Hong Kong and is received by or accrues to a corporation carrying on a trade, profession or business in Hong Kong;
- (ii) interest on the Notes is derived from Hong Kong and is received by or accrues to a person, other than a corporation, carrying on a trade, profession or business in Hong Kong and is in respect of the funds of that trade, profession or business;
- (iii) interest on the Notes is received by or accrues to a financial institution (as defined in the Inland Revenue Ordinance (Cap. 112) of Hong Kong (the “IRO”)) and arises through or from the carrying on by the financial institution of its business in Hong Kong; or

- (iv) interest on the Notes is received by or accrues to a corporation, other than a financial institution, and arises through or from the carrying on in Hong Kong by the corporation of its intra-group financing business (within the meaning of section 16(3) of the IRO).

Sums received by or accrued to a financial institution by way of gains or profits arising through or from the carrying on by the financial institution of its business in Hong Kong from the sale, disposal and redemption of Notes will be subject to Hong Kong profits tax. Sums received by or accrued to a corporation, other than a financial institution, by way of gains or profits arising through or from the carrying on in Hong Kong by the corporation of its intra-group financing business (within the meaning of section 16(3) of the IRO) from the sale, disposal or other redemption of Notes will be subject to Hong Kong profits tax.

Sums derived from the sale, disposal or redemption of Notes will be subject to Hong Kong profits tax where received by or accrued to a person, other than a financial institution, who carries on a trade, profession or business in Hong Kong and the sum has a Hong Kong source unless otherwise exempted. The source of such sums will generally be determined by having regard to the manner in which the Notes are acquired and disposed of.

In certain circumstances, Hong Kong profits tax exemptions (such as concessionary tax rates) may be available. Investors are advised to consult their own tax advisors to ascertain the applicability of any exemptions to their individual position.

Stamp Duty

Stamp duty will not be payable on the issue of Bearer Notes provided that either:

- (i) such Bearer Notes are denominated in a currency other than the currency of Hong Kong and are not repayable in any circumstances in the currency of Hong Kong; or
- (ii) such Bearer Notes constitute loan capital (as defined in the Stamp Duty Ordinance (Cap. 117) of Hong Kong (the “**SDO**”)).

If stamp duty is payable, it is payable by the Issuer on the issue of Bearer Notes at a rate of 3% of the market value of the Bearer Notes at the time of issue. No stamp duty will be payable on any subsequent transfer of Bearer Notes.

No stamp duty is payable on the issue of Registered Notes. Stamp duty may be payable on any transfer of Registered Notes if the relevant transfer is required to be registered in Hong Kong. Stamp duty will, however, not be payable on any transfer of Registered Notes provided that either:

- (i) such Registered Notes are denominated in a currency other than the currency of Hong Kong and are not repayable in any circumstances in the currency of Hong Kong; or
- (ii) such Registered Notes constitute loan capital (as defined in the SDO).

If stamp duty is payable in respect of the transfer of Registered Notes it will be payable at the rate of 0.2% (of which 0.1% is payable by the seller and 0.1% is payable by the purchaser) normally by reference to the consideration or its value, whichever is higher. In addition, stamp duty is payable at the fixed rate of HK\$5 on each instrument of transfer executed in relation to any transfer of the Registered Notes if the relevant transfer is required to be registered in Hong Kong.

PRC

The following summary describes the principal PRC tax consequences of ownership of the Notes by beneficial owners who, or which, are not residents of mainland China for PRC tax purposes. These beneficial owners are referred to as non-PRC Noteholders in this “*PRC Taxation*” section. In

considering whether to invest in the Notes, investors should consult their individual tax advisors with regard to the application of PRC tax laws to their particular situations as well as any tax consequences arising under the laws of any other tax jurisdiction.

Pursuant to the EIT Law and its implementation regulations, enterprises that are established under laws of foreign countries and regions (including Hong Kong, Macau and Taiwan) but whose “de facto management body” are within the territory of China are treated as PRC tax resident enterprises for the purpose of the EIT Law and must pay PRC enterprise income tax at the rate of 25% in respect of their taxable income. If relevant PRC tax authorities decide, in accordance with applicable tax rules and regulations, that the “de facto management body” of the Issuer is within the territory of PRC, the Issuer may be held to be a PRC tax resident enterprise for the purpose of the EIT Law and be subject to PRC enterprise income tax at the rate of 25% on its taxable income. At the date of this Offering Circular, the Issuer has not been notified or informed by the PRC tax authorities that it is considered as a PRC tax resident enterprise for the purpose of the EIT Law. However, there is no assurance that the Issuer will not be treated as a PRC tax resident enterprise under the EIT Law and related implementation regulations in the future.

Pursuant to the EIT Law and its implementation regulations, any non-resident enterprise without an establishment within the PRC or whose income has no connection to its establishment inside the PRC must pay enterprise income tax on income sourced within the PRC, and such income tax must be withheld at source by the PRC payer acting as a withholding agent. Accordingly, in the event the Issuer is deemed to be a PRC tax resident enterprise by the PRC tax authorities in the future, the Issuer would be required to withhold income tax from the payments of interest or premium (if any) in respect of the Notes to any non-PRC Noteholder, and gain from the disposition of the Notes may be subject to PRC tax, if the income or gain is treated as PRC-source. The tax rate is generally 10% for non-resident enterprise Noteholders and 20% in the case of non-resident individuals. The Issuer has agreed to pay additional amounts to Noteholders, subject to certain exceptions, so that they would receive the full amount of the scheduled payment, as further set out in the Terms and Conditions of the Notes.

In addition, as the Guarantor is a PRC resident enterprise, in the event that the Guarantor is required to fulfill its obligations under the Guarantee, the Guarantor will be obliged to withhold PRC enterprise income tax on payments of interest or premium (if any) made by the Guarantor at the tax rates specified above. To the extent that the PRC has entered into arrangements relating to the avoidance of double income taxation with any jurisdiction, such as Hong Kong, that allow a lower rate of PRC income taxes, such lower rate may apply to qualified non-PRC resident enterprise Noteholders or individual Noteholders. However, it is unclear whether in practice non-PRC Noteholders might be able to obtain the benefit of income tax treaties entered into between PRC and their countries. The Issuer or the Guarantor (as the case may be) has agreed to pay additional amounts to Non-PRC Noteholders, subject to certain exceptions, so that Non-PRC Noteholders would receive the full amount of the scheduled payment, as further set out in the Terms and Conditions of the Notes.

According to Circular 36, VAT is applicable where the entities or individuals provide financial services such as providing the loans within the PRC. The services are treated as being sold within the PRC where either the service provider or the service recipient is located in the PRC. It is further clarified under Circular 36 that the loans refers to the activity of lending capital for another’s use and receiving the interest income thereon. Based on the definition of loans under Circular 36, the issuance of Notes may be treated as the Noteholders providing the loans to the Issuer, which thus shall be regarded as the financial services for VAT purposes. In the event the Issuer is deemed to be a PRC resident enterprise in the PRC by the PRC tax authorities, the Noteholders may be regarded as providing financial services within the PRC and consequently, the amount of interest payable by the Issuer to any non-resident Noteholders may be subject to withholding VAT at the rate of 6%. In addition, in that case the holders of the Notes shall also be subject to the local levies at approximately 12% of the VAT payment. Circular 36 and laws and regulations pertaining to VAT are relatively new, the interpretation and enforcement of such laws and regulations involve uncertainties.

Subject to certain exceptions, the Issuer and Guarantor will be required to pay additional amounts with respect to any such PRC withholding taxes. The request to pay additional amounts will increase the cost of servicing the Notes and will adversely impact the cash flows of the Issuer and Guarantor. In addition, if any PRC tax is imposed on the disposition of the Notes, an investor's investment return would be materially and adversely affected.

The proposed financial transactions tax (“FTT”)

On 14 February 2013, the European Commission published a proposal (the “**Commission’s Proposal**”) for a Directive for a common FTT in Belgium, Germany, Estonia, Greece, Spain, France, Italy, Austria, Portugal, Slovenia and Slovakia (the “**participating Member States**”). However, Estonia has since stated that it will not participate.

The Commission’s Proposal has very broad scope and could, if introduced, apply to certain dealings in Notes (including secondary market transactions) in certain circumstances. The issuance and subscription of Notes should, however, be exempt.

Under the Commission’s Proposal, the FTT could apply in certain circumstances to persons both within and outside of the participating Member States. Generally, it would apply to certain dealings in Notes where at least one party is a financial institution, and at least one party is established in a participating Member State. A financial institution may be, or be deemed to be, “established” in a participating Member State in a broad range of circumstances, including (a) by transacting with a person established in a participating Member State or (b) where the financial instrument which is subject to the dealings is issued in a participating Member State.

However, the FTT proposal remains subject to negotiation between participating Member States, and the scope of any such tax is uncertain. Additional EU Member States may decide to participate.

Prospective holders of Notes are advised to seek their own professional advice in relation to the FTT.

FATCA Withholding

Pursuant to certain provisions of U.S. law, commonly known as FATCA, a “foreign financial institution” may be required to withhold on certain payments it makes (“**foreign passthru payments**”) to persons that fail to meet certain certification, reporting, or related requirements. The Issuer may be a foreign financial institution for these purposes. A number of jurisdictions (including Hong Kong and the British Virgin Islands) have entered into, or have agreed in substance to, intergovernmental agreements with the United States to implement FATCA (“**IGAs**”), which modify the way in which FATCA applies in their jurisdictions. Certain aspects of the application of the FATCA provisions and IGAs to instruments such as the Notes, including whether withholding would ever be required pursuant to FATCA or an IGA with respect to payments on instruments such as the Notes, are uncertain and may be subject to change. Even if withholding would be required pursuant to FATCA or an IGA with respect to payments on instruments such as the Notes, such withholding would not apply to foreign passthru payments prior to the date that is two years after the date on which final regulations defining “foreign passthru payments” are published in the U.S. Federal Register. In the preamble to the proposed regulations, the U.S. Treasury Department indicated that taxpayers may rely on these proposed regulations until the issuance of final regulations. Additionally, Notes that are characterised as debt (or which are not otherwise treated as equity and have a fixed term) for U.S. federal income tax purposes that are issued on or prior to the date that is six months after the date on which final regulations defining “foreign passthru payments” are filed with the U.S. Federal Register generally would be “grandfathered” for purposes of FATCA withholding unless materially modified after such date. However, if additional Notes (as described under “*Terms and Conditions of the Notes – Further Issues*”) that are not distinguishable from grandfathered Notes are issued after the expiration of the grandfathering period and are subject to withholding under FATCA, then withholding agents may treat all the Notes in the series, including grandfathered Notes, as subject to withholding under FATCA. In

the event any withholding would be required pursuant to FATCA or an IGA with respect to payments on the Notes, no person will be required to pay additional amounts as a result of the withholding. Holders should consult their own tax advisors regarding how these rules may apply to their investment in the Notes.

SUMMARY OF RELEVANT PRC AND HONG KONG LAWS AND REGULATIONS

This section summarises the principal laws and regulations in the PRC and Hong Kong which are relevant to our business. As this is a summary, it does not contain a detailed analysis of the PRC laws and regulations which are relevant to us.

PRC REGULATIONS

Major Regulatory Authorities and Self-Regulatory Organisations

The operations of the Issuer are mainly supervised and regulated by the following authorities in the PRC:

CSRC

The CSRC is the major regulatory authority in the securities and futures industry, which is responsible for the unified supervision and management of the securities and futures markets of the PRC and for maintaining the market order thereof, and to secure their lawful operations in accordance with the laws, regulations and within the authorisation of the State Council. According to the Securities Law of the People's Republic of China (《中華人民共和國證券法》)(effective from 1 March 2020) and the Administrative Regulations on Futures Trading (amended on 1 March 2017 with immediate effect)(《期貨交易管理條例》), the main duties of the CSRC include: to formulate the regulations and rules in relation to the supervision and regulation of the securities and futures markets and to exercise the rights of examination, approval or verification according to law; to supervise and regulate the issuance, listing, trading, registration, deposit and settlement of securities and other related activities and the listing, trading, settlement and delivery of futures and related activities; to supervise and regulate the securities activities of securities issuers, listed companies, securities companies, securities investment fund management companies, securities service organisations, stock exchanges and securities registration and settlement organisations, as well as futures activities of market participants, including futures exchanges, futures companies, other futures business institutions, non-futures companies clearing member, futures margin security depository management companies, futures margin depository banks, settlement houses and so forth; to legally determine and supervise the qualification standards and codes of conduct of participants engaged in securities and futures businesses; to legally supervise the disclosure of information in relation to the issuance, listing and trading of securities and information on futures trading; to legally guide and supervise the activities of the SAC and the CFA; to investigate activities in violation of laws and administrative regulations in relation to the securities and futures markets; to conduct external and international cooperative transactions in relation to the supervision and management of the securities and futures industries; and to perform other duties stipulated by the relevant laws and administrative regulations.

Stock Exchanges

According to the Securities Law, a stock exchange is a self-regulatory legal entity which provides venues and facilities for the centralised trading of securities and organises and supervises the trading of securities. Shanghai Stock Exchange and Shenzhen Stock Exchange are the two major stock exchanges in the PRC.

Futures Exchanges

Under the Administrative Regulations on Futures Trading (《期貨交易管理條例》), a futures exchange is a non-profit self-regulatory legal entity which provides venues and facilities for the centralised trading of futures and organises and supervises the trading of futures. The main duties of a futures exchange include: to provide venues, facilities and services for trading; to design futures trading contracts and to arrange the listing of futures trading contracts; to organise and supervise the trading, clearing and settlement of futures; to provide centralised performance guarantees for futures trading; to supervise and manage its members in accordance with its articles of association and trading rules; and to perform other duties as specified by the CSRC.

SAC

According to the relevant provisions of the Securities Law, the SAC is a self-regulatory organisation of the securities industry and is a non-profit public legal entity. Securities companies shall join the SAC. The main duties of the SAC include: to educate and advise its members to comply with the securities laws and administrative rules; to protect the lawful rights and interests of its members and forward their proposals and requests to the securities supervision and management authorities; to collect and compile information of securities activities for the members' reference; to formulate rules of the SAC with which the members shall comply, and to organise training programs and seminars for practitioners of its members; to mediate disputes arising from securities business between its members or between members and their clients; to organise for its members the study of development, operation and other matters of the securities industry; to monitor and investigate the conduct of members and take disciplinary actions against them for violation of laws, administrative rules or its articles of association in accordance with relevant provisions; and to perform other duties stipulated in the articles of association of the SAC.

CFA

Pursuant to the relevant provisions of the Administration Regulations on Futures Trading (《期貨交易管理條例》), the CFA is a self-regulatory organisation of the futures industry and is a non-profit public legal entity. Futures companies and other organisations specialising in the business of futures shall join the CFA. The main duties of the CFA include: to educate and advise its members to comply with the laws, regulations and policies in relation to futures; to formulate self-regulatory rules binding on its members and to supervise and examine the conduct of its members and take disciplinary actions against the violation of its articles of association or self-regulatory rules in accordance with relevant provisions; to accredit, manage and de-register the qualifications of futures practitioners; to deal with complaints of clients in relation to the futures business and to mediate disputes between members or between members and their clients; to protect the lawful rights and interests of its members and forward their proposals and requests to the futures supervision and management authorities of the State Council; to organise training and seminars for futures practitioners; to organise for its members the study of development, operation and other matters of the futures industry; and to perform other duties stipulated in the articles of association of the CFA.

AMAC

Pursuant to the relevant provisions of the Law of the People's Republic of China on Securities Investment Fund (《中華人民共和國證券投資基金法》)(the “**Securities Investment Fund Law**”) (amended on 24 April 2015 with immediate effect), AMAC is a self-regulatory organisation of the securities investment fund industry and is a public legal entity. Fund managers and fund custodians shall join AMAC, and fund service organisations may join AMAC. The main duties of AMAC include: to educate and advise its members to comply with the laws and administrative rules governing securities investments and to protect the lawful rights and interests of the investors; to protect the lawful rights and interests of its members and to submit their proposals and requests; to formulate and implement self-regulatory rules, to supervise and investigate the practices of its members and practitioners, and to take disciplinary actions against the violation of the self-regulatory rules and its articles of association in accordance with relevant provisions; to formulate practice standards and business rules and to organise the qualification examinations, qualification management and professional training for fund practitioners; to provide membership service, organise seminars, promote innovation and launch propaganda and investor education activities in the securities industry; to mediate disputes arising from fund business between members or between members and their clients; to handle the registration and filing of non-publicly offered funds in accordance with the law; and to perform other duties stipulated in its articles of association.

Other Industry Organisations

Other major industry organisations include PBOC, SAFE, CSDC, China Securities Investor Protection Fund Corporation Limited (中國證券投資者保護基金有限責任公司), China Futures Market Monitoring Center Co., Ltd. (中國期貨市場監控中心有限責任公司), China Financial Futures Exchange (中國金融期貨交易所), the National Association of Financial Market Institutional Investors (中國銀行間市場交易商協會), China Banking and Insurance Regulatory Commission (CBIRC)(中國銀行保險監督管理委員會), National Equities Exchange and Quotations Company Limited (全國中小企業股份轉讓系統有限公司) and China Securities Finance Corporation Limited (中國證券金融股份有限公司).

Intra-Group Lending

Prior to 1 September 2015, lending and borrowing, overt or in a disguised form, among non-financial institutions was prohibited, according to Article 61 of the General Principles of Loans (《貸款通則》) promulgated by the PBOC in 1996. There was a risk that intra-Group lending may be deemed not in compliance with the General Principles of Loans, and the certain intra-Group loans may be cancelled and the lending party may be imposed a fine equal to one to five times of its income accrued from such loans.

On 6 August 2015, the Supreme People's Court issued the Regulations on Application of Laws to Certain Issues For Hearing of Private Lending Cases (《最高人民法院關於審理民間借貸案件適用法律若干問題的規定》)(“**Regulations**”), which became effective on 1 September 2015, amended on 19 August 2020 and on 29 December 2020. Pursuant to the Regulations, subject to certain exceptions, an intra-group lending entered into for production or operating purposes is valid and recognised by the PRC courts. However, the validity of such lending may still be challenged if the lender (not being a financial institution) regularly conducts lending business or its lending activities become its primary business, as such loans would no longer be made for production or business operation purposes.

External Security Regime

Cross-Border Guarantee

On 12 May 2014, the SAFE promulgated the Foreign Exchange of Cross-border Guarantee Measures (《跨境擔保外匯管理規定》). The Foreign Exchange of Cross-border Guarantee Measures, which came into force on 1 June 2014, replaced previous regulations regarding cross-border security and introduced a number of significant changes, including: (i) abolishing prior SAFE approval and quota requirements for cross-border security; (ii) requiring SAFE registration for two specific types of cross-border security; (iii) removing eligibility requirements for providers of cross-border security; (iv) providing that the validity of any cross-border security agreements are no longer subject to SAFE approval, registration, filing, and any other SAFE administrative requirements; and (v) removing the SAFE verification requirement for performance of cross-border security. A cross-border guarantee is a form of security under the Foreign Exchange of Cross-border Guarantee Measures. The Foreign Exchange of Cross-border Guarantee Measures classify cross-border security into three types:

- Nei Bao Wai Dai (NBWD, 內保外貸): security/guarantee provided by an onshore security provider for a debt owed by an offshore debtor to an offshore creditor.
- Wai Bao Nei Dai (WBND, 外保內貸): security/guarantee provided by an offshore security provider for a debt owed by an onshore debtor to an onshore creditor.
- Other Types of Cross-border Security (其他形式跨境擔保): any cross-border security/guarantee other than Nei Bao Wai Dai and Wai Bao Nei Dai.

Under the SAFE Regulations, the local SAFE will go through review of the application for registration. Upon completion of the review, the local SAFE will issue a registration notice or record to the issuer to confirm completion of the registration.

Foreign Debt Laws

SAFE issued the Administrative Measures for Foreign Debt Registration (《外債登記管理辦法》) and its operating guidelines (the “SAFE Measures”) on 28 April 2013, which came into effect on 13 May 2013 and was amended on 4 May 2015. If the Issuer provides the proceeds to the Guarantor or its domestic subsidiaries in the form of debt, according to the SAFE Measures, the debtor shall submit foreign debt registration when borrowing foreign debts in accordance with laws and regulations. For the domestic debtors besides financial institutions and banks (the “Non-Bank Debtors”), they shall submit filing or registration procedures of foreign debts with the local counterparts of the SAFE. According to the Operation Guidelines for Administration of Foreign Debt Registration (《外債登記管理操作指引》) promulgated together with the SAFE Measures, Non-Bank Debtors shall apply for foreign debt registration procedure within fifteen working days after execution of related deeds of foreign debts. In addition, the PBOC issued the PBOC Circular on Full-coverage Macro-prudent Management of Cross-border Financing (《中國人民銀行關於全口徑跨境融資宏觀審慎管理有關事宜的通知》)(the “PBOC Circular”) on 12 January 2017 which came into effect on the same date. According to the PBOC Circular, the debtor is also required to file the issue of the notes with SAFE within the timeframe prescribed in the PBOC Circular. If the debtor fails to report or update the cross-border financing information in time, the PBOC and the SAFE may circulate the criticism on the debtor after verification, order a rectification, and impose sanctions according to the Law of the People’s Republic of China on the People’s Bank of China (《中華人民共和國銀行法》) and the Law of the People’s Republic of China on Foreign Exchange Control (《中華人民共和國外匯管理條例》).

Regulation on the Issuance of Foreign Notes

Pursuant to the Notice on Promoting the Reform of the Administration of the Registration of Foreign Debt of Enterprises (《國家發展改革委員會關於推進企業發行外債備案登記制管理改革的通知》(發改外資[2015]2044號), which was promulgated by the NDRC and became effective on 14 September 2015, where domestic enterprises, overseas enterprises controlled by them or their overseas branches issue foreign debts, which are debt instruments of no less than one year of tenor that are denominated in domestic currency or foreign currency with the capital repaid and interest paid as agreed, including notes issued overseas and long and medium-term international commercial loans, the enterprises shall apply to the NDRC for dealing with the formalities of record-filing and registration before issuance. The NDRC shall decide to accept it or not within five working days upon the receipt of the application and provide the Registration Certification of Enterprise Foreign Debt (企業發行外債備案登記證明) within seven working days after acceptance. The enterprises shall submit the issuance information to the NDRC within 10 working days after the issuance each time.

Industry Entry Requirements

Industry Entry Requirements of Securities Companies

Establishment

The Securities Law, explicitly set out the scope of business, industry entry standards, organisations, business rules of securities companies and other requirements for the operations of securities companies. The establishment of a securities company shall be approved by the CSRC and the securities company shall obtain a business license by meeting the following conditions:

- its articles of association shall comply with the laws and administrative regulations;
- its major shareholders and the actual controller of the company shall have good financial status and creditworthiness records and no record of major violation of laws or regulations in the last three years;
- it shall have the necessary registered capital required by the Securities Law; for a securities company operating securities brokerage, securities investment consultation and financial advisory business in relation to securities trading and securities investment, the minimum

registered capital shall be RMB50 million; for companies operating one of the areas at securities underwriting and sponsorship, securities financing and securities lending, securities market making, proprietary securities trading, or other securities businesses, the minimum registered capital shall be RMB100 million; for companies operating two or more of the areas at securities underwriting and sponsorship, securities financing and securities lending, securities market making, proprietary securities trading or other securities businesses, the minimum registered capital shall be RMB500 million. The registered capital of a securities company shall be paid-in capital;

- its directors, supervisors, senior management and business employees shall comply with conditions specified in the Securities Law; and
- it shall have effective risk management and internal control systems; it shall have proper premises and facilities for operation; and it shall fulfil other conditions stipulated by laws, administrative rules and the CSRC.

According to the Administrative Provisions on Equities of Securities Companies (《證券公司股權管理規定》)(effective from 5 July 2019 and amended on 18 March 2021 and effective from 18 April 2021), the CSRC shall examine and approve its registered capital and equity structure at the time of establishment of a securities company, and various types of stakeholders of the securities companies shall satisfy the relevant criteria.

According to the Administrative Measures on Foreign-funded Securities Companies (《外商投資證券公司管理辦法》) promulgated by the CSRC (effective from 28 April 2018 and amended on 20 March 2020) which stipulates the conditions and procedures for the formation of foreign-invested securities companies, foreign investors who lawfully hold 5% or more of the shares in a listed domestically funded securities company through securities trading on a stock exchange or who jointly hold 5% or more of the shares in a listed domestically funded securities company with others by agreement or other arrangements shall comply with the Securities Law and the relevant provisions of the CSRC on examination and approval for acquisition of a listed company and change in securities company.

Establishment of a foreign-funded securities company shall, in addition to compliance with the Company Law, the Securities Law, the Administrative Regulations on Supervision and Administration of Securities Companies and the criteria for establishment of securities company stipulated by the CSRC with approval by the State Council, satisfy the following criteria:

- the overseas shareholder(s) satisfy(ies) the qualification criteria stipulated in Administrative Measures on Foreign-funded Securities Companies, and its/their capital contribution ratio and capital contribution method comply with the relevant provisions of these Measures;
- the preliminary scope of business is compatible with the securities business experience of the controlling shareholder or the largest shareholder; and
- any other prudential criteria stipulated by the CSRC.

The following conditions shall be met for a foreign shareholder of a foreign-invested securities company:

- the country or region in which the foreign shareholder is based has complete securities laws and regulation system, of which the relevant financial regulatory authorities have entered into a memorandum of understanding with the CSRC or institutions recognised by the CSRC in respect of securities regulation cooperation, and the regulation cooperation relationship has been maintained in an effective way;

- the shareholder is a financial institution legally incorporated in the country or region in which it is based, and the respective financial indicators of the shareholder for the last three years satisfy the requirements of the national or regional laws and of the regulatory authorities in that country or region;
- the shareholder is engaged in securities business for over five years, receives no material punishment during the last three years from the regulatory authorities, administrative or legal authorities of the country or region in which it is based, and not being investigated by relevant authorities due to involvement in material violation of laws and regulations;
- the shareholder has well-established internal control system;
- the shareholder enjoys good international reputation and operating results, with its business scale, revenue and profit for the last three years ranking in advanced position in international market and with its long-term credit for the last three years maintained at a high level; and
- other prudent requirements stipulated by the CSRC.

According to the Special Administrative Measures for Access of Foreign Investment (Negative List) (Edition 2019)(《外商投資准入特別管理措施(負面清單)(2019年版)》)(effective from 30 July 2019) (the “**Negative List (Edition 2019)**”), the proportion of foreign capital invested in a securities company shall be less than 51%; the proportion of foreign capital invested in a securities investment fund management company shall be less than 51%. Such limits on the foreign shareholding proportion have been removed in the Special Administrative Measures for Access of Foreign Investment (Negative List) (Edition 2020)(《外商投資准入特別管理措施(負面清單)(2020年版)》)(the “**Negative List (Edition 2020)**”), which came into effect on 23 July 2020 and replaced the Negative List (Edition 2019). The Special Administrative Measures (Negative List) for Foreign Investment Access (Edition 2021)(《外商投資准入特別管理措施(負面清單)(2021年版)》), which came into effect on 1 January 2022, replaced the Negative List (Edition 2020). According to the Measures for Foreign Investment Information Reporting (《外商投資信息報告辦法》)(effective from 1 January 2020), where foreign investors carry out investment activities in Mainland China directly or indirectly, the foreign investors or foreign investment enterprises shall submit investment information to competent commerce departments in accordance with these Measures.

In addition, according to the provisions of the Guidelines on Administrative Approval for Securities Companies No. 10 – Increase and Change in Equity Interest of Securities Companies (《證券公司行政許可審核工作指引第10號 – 證券公司增資擴股和股權變更》)(promulgated on 27 August 2015), if an enterprise that is directly or indirectly owned by a foreign investor invests in a securities company, the equity interest of the foreign investor in the securities company, based on the effective equity holding, shall not be more than 5%. The indirect equity interests of a foreign investor in a securities company shall be exempted from such restriction if all the following conditions are satisfied:

- the foreign investor indirectly holds the equity interests in the securities company through a listed company;
- the largest shareholder, controlling shareholder or de facto controller of the listed company is a Chinese investor;
- if there is a change in the equity structure of the listed company in the future, which resulted in the indirect shareholding of a foreign investor in the securities company through the listed company in violation of the opening-up policy of China, the matter shall be rectified within a specified period; the relevant equity interest shall not carry a voting interest if such matter is not rectified in the due time; and

- the foreign investor shall be prohibited from establishing any joint ventures securities company with a domestic securities company or making strategic investments in a listed securities company as long as the foreign investor indirectly owns not less than 5% of the equity interests in one or more domestic securities companies.

Business scope

According to the provisions of the Securities Law, a securities company can conduct any or all of the following businesses with approval from the CSRC: securities brokerage; securities investment consultation; financial advisory in relation to securities trading and securities investment; securities underwriting and sponsorship; securities financing and securities lending; securities market making; proprietary securities trading; and other securities business.

According to the provisions of the Regulations on the Examination and Approval of the Scope of Business of Securities Companies (Provisional)(《證券公司業務範圍審批暫行規定》)(effective from 1 December 2008 and recently amended on 30 October 2020), securities companies under common control of an entity or individual or securities companies with control relationship shall not engage in the same business, unless effective measures are in place for division of operation regions or client bases and there is no competition between the companies. Unless otherwise specified by the CSRC, the scope of business of a securities company shall be approved by the CSRC upon its establishment in accordance with the statutory requirements, and no more than four types of new businesses shall be approved. A securities company shall obtain approval from the CSRC for any change in its scope of business. Changing business scope includes increasing business types and reducing business types. No more than two additional types of business can be applied for increasing business types at once. Subject to approval by the CSRC, a securities company may operate businesses that are not explicitly prohibited by the Securities Law, the Regulations on Supervision and Administration of Securities Companies and the rules and regulations and normative documents of the CSRC.

Material changes

According to the provisions of the Securities Law, a securities company shall obtain approval from the CSRC if it has any of the following acts:

- change of the scope of business;
- change of major shareholder(s) or actual controller; or
- merger, division, change of incorporation, cessation, dissolution and bankruptcy.

According to the Administrative Provisions on Equities of Securities Companies (《證券公司股權管理規定》)(effective from 5 July 2019 and amended on 18 March 2021 and effective from 18 April 2021), when there is a change in shareholders holding 5% or more of its equity or a change of actual controlling party, the securities company shall apply to the CSRC for approval pursuant to the law. Where the percentage of equity of the securities company actually controlled by a controlling shareholder or actual controlling party of the securities company increases to 100%, the securities company shall file for record with the CSRC within five working days from the date when the company registration authority handles the change registration (or from the date of confirmation and registration of rights if the company change registration is not required according to law). Where the change in registered capital, equity of a securities company or the actual controlling party holding more than 5% of its equity does not fall under the circumstances set out in the preceding statement, the securities companies shall complete change registration formalities with the company registration authority (or the confirmation and registration of rights if, according to the law, the company change registration is not required) within five working days and file records with the CSRC branch at its locality. This provision shall not apply to the public offering of shares by securities companies and equity changes of securities companies which occur on a stock exchange or the NEEQ.

According to the Announcement of the China Securities Regulatory Commission on Abolishing or Adjusting Certain Administrative Examination and Approval Items for Securities Companies (《關於取消或調整證券公司部分行政審批項目等事項的公告》) (the “**Announcement [2020] No. 18 of CSRC**”), issued by the CSRC on 3 March 2020, and came into effect on 1 March 2020, the CSRC cancelled or adjusted the approval for six matters according to the Securities Law, including: establishment, acquisition or de-registration of a branch of a securities company; qualifications of directors, supervisors and senior managers of securities companies; the establishment, acquisition or equity participation in securities institutions overseas by securities companies; registration of sponsor institutions; providing securities financing and securities lending services; change of business scope of the securities company; change of its major shareholders or its actual controller of the securities companies and merger and demerger.

Establishment of subsidiaries, branches and securities business units

According to the provisions of the Regulations on Formation of Subsidiaries of Securities Companies (Provisional)(《證券公司設立子公司試行規定》)(amended on 11 October 2012 with immediate effect, subject to the approval of the CSRC, securities companies may establish wholly-owned subsidiaries and invest jointly in the establishment of subsidiaries with other investors who meet the requirements for shareholders of securities companies stipulated in the Securities Law. However, a securities company and its subsidiaries or subsidiaries under the control of the same securities company, shall not operate similar businesses having conflicts of interest or which are in competition.

Pursuant to the provisions of the Regulatory Requirements on Branches of Securities Companies (《證券公司分支機構監管規定》)(effective from 15 March 2013 and amended on 30 October 2020), branches of a securities company refer to branches and securities business units established by such securities company in the PRC for business operation. The establishment, acquisition and de-registration of branches of securities companies are subject to filing with securities regulatory authorities at the local place of the branch. Securities companies shall meet the following requirements in order to establish or acquire branches: having a sound governance structure and effective internal management and being able to control the risks of their existing branches and the branches to be established; having risk control indicators in compliance with relevant rules for the previous year and those indicators remaining in compliance after the additional branches are established; having not received any administrative or criminal penalties for any material breach of rules or regulations for the past two years and having not had any material regulatory measures imposed on them for the previous year, and not being subject to any investigation for any branch-related activities based on any alleged material breach of rules or regulations; having a secure and stable information technology system and no material information technology incident having occurred during the previous year; and other prudent requirements stipulated by the CSRC.

Entry Requirements for Futures Companies

Establishment

According to the Administrative Regulations on Futures Trading (《期貨交易管理條例》) and the Administrative Regulations on Futures Trading and the Administrative Measures for Futures Companies (《期貨公司監督管理辦法》)(effective from 29 October 2014, subsequently amended on 7 December 2017 and 4 June 2019), the establishment of futures companies shall be approved by the CSRC, subject to the following conditions:

- the minimum registered capital shall be RMB100 million;
- directors, supervisors and senior management shall be qualified for their positions, while practitioners shall have futures practice qualifications;
- the number of staff with futures practice qualifications shall not be less than 15, and the number of senior management staff with practice qualifications shall not be less than three;

- the articles of association of the company shall comply with the requirements of laws and administrative regulations;
- major shareholders and the de facto controller shall have sustainable profitability, good reputation, and shall not have a record of material violation of laws or regulations in the past three years;
- premises and operation facilities shall be in compliance with requirements;
- sound risk management and internal control systems; and
- other conditions as stipulated by the CSRC.

According to the Provisions on Issues Relating to the Regulation of Controlling Interests and Equity Interests in Futures Companies (《關於規範控股、參股期貨公司有關問題的規定》)(effective from 1 June 2008), an entity shall not hold controlling interests and equity interests in more than two futures companies and shall not hold controlling interests in more than one futures company.

Material changes

According to the provisions of the Administrative Measures for Futures Companies (《期貨公司監督管理辦法》), approval of the CSRC shall be obtained for changes of shareholdings in any of the following situations: change of controlling shareholders or the largest shareholder; shareholding of an individual shareholder or the aggregate shareholding of associated shareholders, involving foreign shareholders, is increased to 5% or above. Save as aforesaid, an approval from the local branch office of the CSRC where the futures company is located shall be obtained if the shareholding of an individual shareholder or the aggregate shareholding of associated shareholders in the futures company is to be increased to 5% or above.

According to the Negative List (Edition 2019), the proportion of foreign capital invested in a futures company shall be less than 51%. According to the Measures for Further Opening Up the Financial Sector (《關於進一步擴大金融業對外開放的有關舉措》) promulgated by the State Council's Financial Stability and Development Committee on 20 July 2019, this limit on the foreign shareholding proportion with respect to futures companies has been removed in June 2020.

In accordance with the State Council Decisions on the Cancellation and Adjustment of Various Administrative Approval Items (《國務院關於取消和調整一批行政審批項目等事項的決定》)(issued on 23 October 2014 with immediate effect), the change of legal representative, domicile or place of business, or establishment or close of domestic branches, or change in the scope of business of a domestic branch by futures companies is no longer subject to administrative approval of a local branch of the CSRC.

In accordance with the State Council Decisions on the Cancellation and Adjustment of Various Administrative Approval Items (《國務院關於取消和調整一批行政審批項目等事項的決定》)(issued on 24 February 2015 with immediate effect), the appointment of directors, supervisors and senior management of futures companies is no longer subject to qualifications approval of a local branch of the CSRC.

Regulation of operations of Securities Companies

The Issuer and its subsidiaries primarily engage in securities and related business, including but not limited to, securities brokerage, margin financing and securities lending, securities investment consultation, financial advisory business relating to securities trading and securities investment activities, proprietary securities trading, distribution of financial products of securities investment funds,

intermediary business for futures companies, distribution of financial products, stock options market-making, securities underwriting and sponsorship, securities asset management, publicly-raised securities investment and management, private equity investment, and alternative investment.

Securities Brokerage

According to the provisions of the Regulations on Supervision (《證券公司監督管理條例》)(effective from 1 June 2008 and amended on 29 July 2014) and Administration of Securities Companies and the Provisions on Strengthening the Management of the Securities Brokerage Business (《關於加強證券經紀業務管理的規定》)(effective from 1 May 2010), a securities company engaging in securities brokerage business shall be in compliance with the following regulations:

- it shall have a sound management system for its securities brokerage business;
- it shall objectively indicate its business qualifications, service responsibility, scope and other information of its securities brokerage business;
- it shall have a sound client management and service system for its securities brokerage business and strengthen the education of investors and protect the legitimate rights and interests of clients;
- it shall have a sound management system and rational performance appraisal system for securities brokers to regulate their behaviour;
- it shall have a sound management system for its securities business department to ensure law-abiding, stable and safe operation;
- it shall establish and manage the information systems for client account management, client deposits, agent trading, agent clearing and settlement, securities depository, transaction risk monitoring, etc., and shall establish a central storage for the above business data;
- if the securities business unit or a practitioner of a securities company violates laws, administrative regulations, provisions stipulated by regulatory agencies and other administrative department self-regulatory rules or regulations stipulated by securities companies for securities brokerage business, the securities company shall hold the department or practitioner accountable; and
- if it or its securities business unit violates the Provisions on Strengthening the Management of the Securities Brokerage Business (《關於加強證券經紀業務管理的規定》), the CSRC and its local branch office will take such measures as requiring rectification, regulatory interviews, issuance of caution letters, temporary suspension of license-related approvals, punishment of related personnel, suspension of new business approval, imposing limitations on business activities, and other regulatory measures. Any violation of laws and regulations will be punished in accordance with the law. If it constitutes a crime, the responsible parties will be transferred to the proper judicial organisation for prosecution.

Futures Brokerage

The provisions of the Administrative Regulations on Futures Trading (《期貨交易管理條例》) set out a licensing system that applies to the business of futures companies. The CSRC is responsible for the issuance of licenses according to the types of business of commodity futures and financial futures. Apart from domestic futures brokerage business, futures companies may also apply to conduct business of overseas futures brokerage, futures investment consultation and other futures business as specified by the CSRC. Futures trading shall strictly comply with the deposits system. A futures company engaged in brokerage business shall accept orders of clients and trade futures in its own name for clients, and the clients shall be solely liable for the transaction results.

Futures Intermediary Business

According to the Interim Measures on Provision of Intermediary Business to Futures Companies by Securities Companies (《證券公司為期貨公司提供中間介紹業務試行辦法》)(effective from 20 April 2007 and amended on 12 August 2022), a securities company providing intermediary business service to futures companies shall obtain relevant qualifications. Securities companies shall only engage in the provision of intermediary business service to their wholly owned or controlled futures companies, or futures companies with which they are under common control of the same entity. Securities companies and futures companies shall be independent from each other. Securities companies shall employ adequate qualified practitioners to carry out futures intermediary business. Staff participating in the futures intermediary business in securities companies shall not take part in futures trading. Securities companies shall not, directly or indirectly, raise funds or provide guarantees for futures trading clients.

Distribution of Financial Products

According to the Administrative Provisions on the Distribution of Financial Products by Securities Companies (《證券公司代銷金融產品管理規定》)(effective from 12 November 2012 and amended on 20 March 2020), a securities company engaging in the distribution of financial products shall obtain relevant qualifications to carry out the distribution of financial products. Its personnel engaging in the distribution of financial products shall meet the prescribed conditions and comply with the provisions on the administration of securities practitioners. A securities company shall centralise the regulation of distribution of financial products and assess the eligibility of the client. The information given on the financial products shall be comprehensive, fair and accurate. A securities company is also required to set up a client feedback system.

Sales of Securities Investment Funds

According to the provisions of the Management Measures on Sales Agencies for Publicly-offered Securities Investment Funds (《公開募集證券投資基金銷售機構監督管理辦法》)(effective from 1 October 2020), a securities company shall register with the local office of the CSRC where the company operates and apply for a “Securities and Futures Business Operation Permit” before engaging in the sale of securities investment funds. A securities company shall establish a specialised funds sales department, and staff participating in the sale of securities investment funds shall be qualified to carry out such activities. It shall set up a comprehensive management system for fund holder accounts and capital accounts, an optimal system of procedures and authorisation for fund holders in relation to fund depository and withdrawal, and a monitoring system for fund distribution.

Securities Investment Consultation

According to the provisions of the Provisional Measures on Management of Investment Consultations on Securities and Futures (《證券、期貨投資諮詢管理暫行辦法》)(effective from 1 April 1998), a company which engages in securities investment consultation business shall obtain the required qualifications and a business license from the CSRC; practitioners of securities investment consultation shall obtain the relevant securities investment consultation qualifications and work under a qualified securities investment consulting institution before engagement in securities investment consultation business.

According to the Regulations on the Securities Investment Advisor Business (Provisional)(《證券投資顧問業務暫行規定》)(effective from 1 January 2011 and recently amended on 30 October 2020), a securities company and its investment advisors shall provide securities investment advisory service in good faith and shall not jeopardise the interests of clients by acting in favor of the securities company and its associates, investment advisors and their related parties, or other particular clients.

The Provisions on the Release of Securities Research Reports (Provisional)(《發佈證券研究報告暫行規定》)(effective from 1 January 2011 and amended on 20 March 2020) stipulate that the publishing of securities research reports by securities companies and securities investment advisory agencies shall abide by laws, administrative regulations and other relevant requirements, follow the principles of

independence, objectiveness, fairness and prudence, effectively prevent conflicts of interest, and treat objects under issuance in a fair manner. They shall also be prohibited from disseminating false, untrue and misleading information and from engaging in or participating in insider trading or securities market manipulation.

Margin Financing and Securities Lending

According to the provisions of the Management Measures on Margin Financing and Securities Lending of Securities Companies (《證券公司融資融券業務管理辦法》)(effective from 1 July 2015), a securities company that applies for the qualification to engage in margin financing and securities lending business must satisfy the following conditions:

- it shall have the qualification to engage in the securities brokerage business;
- it shall have a sound system of corporate governance and effective internal controls in place to identify, control and prevent any potential operational risks and internal management risks;
- it shall have not been subject to any investigation or rectification for any breach of rules or regulations by the CSRC during the past two years;
- it shall have a sound financial position, with each of its risk control indicators in compliance with the relevant requirements for the recent two years and its registered capital and net capital are also in compliance with the requirements subsequent to the commencement of the margin financing and securities lending business;
- its clients' assets remain secured and intact with effective measures in place for clients' third-party fund depository, and clients' particulars remain true and intact;
- it shall maintain a comprehensive feedback mechanism that ensures the prompt and proper resolution of any disputes with its clients;
- it shall maintain a client eligibility evaluation system in compliance with the regulations and self-regulatory requirements to ensure that the client is qualified to invest in the relevant products;
- it shall maintain a resilient information security system, with no material incidents during the past year due to any management issues, and the systems designed for the margin financing and securities lending business shall have passed the tests of stock exchanges and securities registration and clearing institutions;
- it shall have an appropriate number of senior management and professionals who are responsible for the margin financing and securities lending business; and
- any other conditions stipulated by the CSRC.

Securities companies engaging in margin financing and securities lending shall open various accounts in their own name at securities registrars, including a special securities lending account, margin guarantee account, margin settlement account and margin capital settlement account. Such securities companies shall also open accounts at commercial banks, such as a special margin financing account and margin capital guarantee account. Securities companies shall, with reference to third-party custody of clients' transaction settlement funds, enter into a margin custody agreement with their clients and commercial banks. The capital and securities provided by securities companies to their clients are limited to those capital and securities in the special margin financing account and special securities lending account.

Before providing margin financing and securities lending service to its clients, a securities company shall collect information about its clients, including making credit investigation into its clients, knowing their identities, property status, income situations, securities investment experience, risk appetites and records of honesty and compliance. It shall also deal with client suitability management properly and keep records of such information in written or electronic form. A securities firm shall not open a credit account for anyone who meets any of the following conditions: failure to submit the required information; having less than half a year experience in securities trading; lacking the adequate risk bearing capability; less than RMB0.5 million of its average daily securities assets for the most recent 20 trading days; having records of major breaches of contracts; or being the shareholder or connected person of the securities company.

The term for margin financing and securities lending agreed between securities companies and their clients shall not exceed the time limit permitted by the relevant stock exchange. Securities companies may negotiate with their clients in respect of the rates at which the margin financing and securities lending services will be provided.

Amounts attributed to the margin financing and securities lending business by a securities firm shall not exceed four times of its net capital. A comprehensive management system, operating procedures, as well as a risk identification, evaluation and control system shall also be established.

Collateralised Stock Repurchase

According to the Measures on Collateralised Stock Repurchase and Registration and Settlement Business (《股票質押式回購交易及登記結算業務辦法》)(effective from 30 June 2017, and amended in 2018) promulgated jointly by CSDC and the Shanghai Stock Exchange and the Shenzhen Stock Exchange as amended and in effect as at 12 March 2018, respectively, the Shanghai Stock Exchange and the Shenzhen Stock Exchange shall implement the trading permissions management of securities companies that participate in collateralised stock repurchase. Securities companies shall establish client qualification examination systems and perform due diligence with respect to their clients. Examination contents shall include identity, financial status, business status, credit status, guarantee status, usage of funds, risk tolerance and cognition of the securities market. Securities companies shall provide to their clients a comprehensive introduction of the business rules and a full disclosure of the risks, and shall require the clients to sign the risk disclosure statement.

Securities Repurchase

According to the Measures on Securities Repurchase and Registration and Settlement Business (《約定購回式證券交易及登記結算業務辦法》) promulgated jointly by CSDC and each of the Shanghai Stock Exchange and the Shenzhen Stock Exchange on 10 December 2012, respectively, and jointly amended by CSDC and the Shanghai Stock Exchange on 8 October 2013, the Shanghai Stock Exchange and the Shenzhen Stock Exchange shall implement the trading permissions management of securities companies that participate in securities repurchase. Securities companies shall establish a client qualification examination system. Examination contents shall include credit status, asset scale, risk tolerance and cognition of the securities market. Securities companies shall provide to their clients a comprehensive introduction of the business rules and a full disclosure of the risks.

Secondary Offering Business

Pursuant to the provisions of the Trial Measures on Supervision and Administration of the Secondary Offering Business (《轉融通業務監督管理試行辦法》)(implemented on 26 October 2011 and recently amended on 30 October 2020), a secondary offering business refers to a business in which a securities finance company lends its funds or securities owned by itself or legally raised and its securities to a securities company for conducting margin financing and securities lending activities. To conduct a secondary offering business, a securities finance company shall, in its own name, open a securities account, a guaranteed securities account and a securities settlement account specific for a secondary offering business with the securities registration and settlement authority. A securities finance

company shall also set up a client credit assessment mechanism to evaluate the credit of securities companies and determine and adjust the credit line based on the evaluation. Furthermore, a securities finance company shall charge deposits at a certain rate from securities companies for the secondary offering business.

Proprietary Securities Trading

Provisions of the Regulations on Supervision and Management of Securities Companies and the Guidelines on Proprietary Business of Securities Companies (《證券公司證券自營業務指引》)(effective from 23 November 2005) and the Regulations on Supervision and Management of Securities Companies (《證券公司監督管理條例》)(effective from 29 July 2014) stipulate that securities companies engaged in proprietary securities trading shall be limited to the trading of publicly offered stocks, debentures, warrants, securities investment funds or other securities approved by the securities regulatory authorities of the State Council. A securities company engaged in a proprietary securities trading business shall be registered under the name of the proprietary securities account holder. Risk control indicators, such as the proportion of the total value of proprietary securities to the net capital of the securities company, the proportion of the value of a single security to the net capital of the securities company, and the proportion of the amount of a single security to the total amount of issued securities, shall each comply with the regulations of the CSRC.

According to the List of Securities Investment Products for the Proprietary Business of Securities Companies (《證券公司證券自營投資品種清單》), which is the Appendix to Regulations on Investment Scopes of Proprietary Business of Securities Companies and Relevant Matters (《關於證券公司證券自營業務投資範圍及有關事項的規定》)(effective from 1 June 2011 and amended on 16 November 2012 and 20 March 2020), securities companies engaged in proprietary securities trading business are permitted to invest in the following securities:

- securities that have been or may be legally listed, traded and transferred on a domestic stock exchange;
- securities that have been listed and transferred on the NEEQ;
- private placement notes that have been or may be legally listed and transferred on qualified regional equity trading markets, and stocks that have been listed and transferred on qualified regional equity trading markets;
- securities that have been or may be legally traded on the domestic interbank market; and
- securities issued with the approval of the national financial regulatory authority or its authorised bodies or after filing with the national financial regulatory authority or its authorised bodies and traded over the counter at domestic financial institutions.

Securities Asset Management

According to the Administrative Measures on Private Offering Asset Management Business of Securities and Futures Business Organisations (《證券期貨經營機構私募資產管理業務管理辦法》), which be implemented with effect from 22 October 2018, and the Circular on Strengthening Supervision on Asset Management Business of Securities Companies (《關於加強證券公司資產管理業務監管的通知》)(effective from 14 March 2013), securities and futures business organisation engaging in private offering asset management business shall be subject to approval by the CSRC pursuant to the law, unless otherwise stipulated by laws, administrative regulations and the CSRC. Securities companies may set up a single asset management plan for a single investor, or set up a collective asset management plan for multiple investors. The number of investors of a collective asset management plan shall not be less than two, and shall not exceed 200.

The Administrative Regulations on Asset-backed Securitisation of Securities Companies and Subsidiaries of Fund Management Companies (《證券公司及基金管理公司子公司資產證券化業務管理規定》)(promulgated on 19 November 2014 with immediate effect) allows securities companies and subsidiaries of fund management companies which are qualified for client asset management to conduct the asset-backed securitisation business.

Pursuant to the Interim Provisions on Operation and Management of Private Asset Management Business of Securities and Futures Operation Institutions (《證券期貨經營機構私募資產管理業務運作管理暫行規定》)(promulgated on 14 July 2016 with effect from 18 July 2016), securities companies (i) shall neither sell asset management plans in breach of rules, nor engage in such acts as inappropriate publicity, misleading or deceiving investors, or in any means guaranteeing to the investors that their principal will not suffer any loss or promising a minimum return, (ii) shall establish a structured asset management plan and shall not violate the principle of “sharing of interests and risks and matching risks with returns”, (iii) shall not entrust any individual or unqualified third party with the provisions of investment advice, and managers shall not be exempted from legal liability on the grounds of such entrustment, and (iv) shall not engage in or participate in private asset management business with a “cash-pooling feature”.

Management of Publicly Offered Securities Investment Funds

Pursuant to the Securities Investment Funds Law (《證券投資基金法》)(effective from 28 October 2003 and amended on 24 April 2015) and the Measures for Supervision and Administration of Publicly Offered Securities Investment Fund Managers (《公開募集證券投資基金管理人監督管理辦法》)(issued on 20 May 2022 and came into effect from 20 June 2022), publicly offered securities investment fund managers shall be fund management companies or other asset management agencies, including asset management subsidiaries of securities companies, approved by the CSRC and obtained the qualification for management of publicly offered funds. Any other asset management agencies applying for the qualification for publicly offered fund management business shall comply with the following conditions:

- It shall have standardized corporate governance, sound internal control mechanism and good risk control; its management capacity, asset quality and financial status shall be good, and it shall have good business conditions in the latest three years and the capability of continuous profitability; its asset-liability and leverage levels shall be appropriate, and it shall have the capital strength compatible with its publicly offered fund management business;
- It shall have good integrity and compliance records and have no record of major violation of laws and regulations or major dishonesty record in the latest three years; it shall not have been given criminal punishment due to an intentional crime and it has not elapsed since the completion of the criminal punishment; it shall not be under investigation or under rectification for being suspected of a major violation of laws and regulations; its main regulatory indicators in the latest 12 months shall comply with the regulatory requirements;
- It shall have three years or more of experience in securities asset management, and the securities products under its management shall operate in a standardized and stable manner and perform well, and there shall be no major irregularities or risk events;
- It shall have internal management system, business premises, security facilities, system equipment and other business-related facilities that satisfy the relevant requirements;
- It shall have directors, supervisors and senior executives in compliance with laws, administrative regulations and the provisions of the CSRC as well as staff members for the research, investment, operation, sales and compliance positions relating to the publicly offered fund management business, and the number of employees who have obtained the qualification for fund practice shall not be less than 30 in principle; its organizational structure and the division of posts shall be reasonably established with clear responsibilities;

- It shall have a clear and effective restraint mechanism for maintaining the independence of the publicly offered fund management business, preventing risk transmission and improper tunneling, etc.; and
- Other conditions as prescribed by the CSRC

A publicly offered fund manager shall, in accordance with the provisions of the CSRC, establish an internal control mechanism and a risk management system with comprehensive coverage, scientific and reasonable, rigorous control and efficient operation, conduct centralized and unified management of publicly offered funds management and other business, establish a firewall mechanism for personnel, business, premises and other aspects, maintain legal and compliant business operation and sound and effective internal control.

The Securities Investment Funds Law also stipulates matters such as registration for mutual funds, trading of fund units, scope of investment fund and its restriction, protection of fund holders' rights and information disclosure, etc.

The Administrative Measures on Operations of Publicly Offered Securities Investment Funds (《公開募集證券投資基金運作管理辦法》) which came into effect on 8 August 2014 has set out provisions on public fund offering, the subscription, redemption and trading of fund units, the investment of fund assets, the distribution of fund earnings, the convening of meetings of unitholders, and other fund operational activities.

The Administrative Measures on Information Disclosure for Publicly Offered Securities Investment Funds (《公開募集證券投資基金信息披露管理辦法》)(which came into effect on 1 September 2019 and was amended on 20 March 2020) regulates the category of the information that the fund information disclosure obligors of a publicly offered fund should disclose, and the format, media, methods and timeliness requirements thereto.

The Guidelines on the Side-pocket Mechanism of Publicly Offered Securities Investment Funds (trial version)(《公開募集證券投資基金側袋機制指引(試行)》), which will come into effect on 1 August, 2020, regulates side-pocket mechanism for publicly offered securities investment funds, for the purpose to effectively isolate and resolve risks and ensure that investors are treated fairly.

Private Equity Fund Business

Pursuant to the Provisions of Management Practices for Private Equity Fund Subsidiaries of Securities Companies (《證券公司私募投資基金子公司管理規範》)(as promulgated on 30 December 2016 with immediate effect) issued by the SAC, securities companies which engage in private equity fund business shall establish a private equity fund subsidiary in accordance with the requirements of the relevant regulatory authorities. If a private equity fund subsidiary needs special purpose vehicles (“SPVs”) for purposes such as fund management, it shall hold 35% or more equity interests or capital investment in, and have management control in, such SPV; a fund management SPV established under the private equity fund subsidiary shall only manage the private equity funds for which the fund management SPV was established. Business of each affiliated SPV shall be explicit and non-repetitive.

The private equity fund subsidiary and the fund management SPVs under it shall invest their own funds in the private equity fund established by the fund management SPV. The amount of investment in respect of each of the funds shall not exceed 20% of the total amount of such fund.

Alternative Investment

According to the Regulations on Investment Scopes of Securities Investment and Trading Business of Securities Companies and Relevant Matters (《關於證券公司證券自營業務投資範圍及有關事項的規定》) and the Management Criteria for Alternate Investment Subsidiaries of a Securities Firm (《證券公司另類投資子公司管理規範》)(promulgated on 30 December 2016 with immediate effect) securities

companies may establish alternative investment subsidiaries to engage in investment on financial products which are excluded on the List of Securities Investment Products for the Securities Investment and Trading of Securities Companies (《證券公司證券自營投資品種清單》). Alternative subsidiaries shall not engage in businesses other than investment businesses; securities companies shall explicitly separate the business scopes of alternative subsidiaries and other subsidiaries to avoid conflicts of interests and transfer of benefits; alternative subsidiaries shall not be financed, shall not provide guarantees and loans, and shall not act as a contributory which bears joint liability of an investee enterprise.

Securities Underwriting and Sponsorship

According to the regulations of the Administrative Measures for the Sponsorship of the Offering and Listing of Securities (《證券發行上市保薦業務管理辦法》)(effective from 12 June 2020), securities companies shall apply for the sponsoring institution qualification from the CSRC to sponsor the offering and listing business of securities. Issuers shall employ securities companies which have obtained sponsoring institution qualification to perform the sponsorship duties for the following matters: initial public offerings, issuance of new shares or convertible corporate notes by listing companies, public issuance of depository receipts, and other conditions identified by the CSRC.

Any securities firm applying for sponsoring institution qualification shall meet the following requirements:

- its registered capital shall be no less than RMB100 million and its net capital shall be no less than RMB50 million;
- it shall have comprehensive systems of corporate governance and internal control and indicators of risk control in line with relevant regulations;
- its sponsor business shall have sound mechanisms of business procedures, internal risk assessment and control, as well as a reasonable internal structure, proper research and sales capabilities, and other background support;
- it shall have a strong sponsor business team, with reasonable professional structure, and the number of professionals shall not be less than 35, among which, the number of personnel who have engaged in sponsor-related businesses during the past three years shall not be less than 20;
- the number of its professionals who have qualified as sponsor representatives shall not be less than four;
- it has not been subject to any administrative penalties for any material breach of laws and regulations during the past three years; and
- it shall meet other requirements of the CSRC.

In addition, the Views of the CSRC on Further Promoting IPO Reform (《中國證監會關於進一步推進新股發行體制改革的意見》)(promulgated on 30 November 2013 with immediate effect) further stipulated that sponsor institutions and securities service institutions shall undertake in public offering and listing documents that if false, or misleading statements are made, or a material omission occurs in the documents issued, prepared and produced by issuers for initial public offerings which result in losses to investors, then sponsor institutions and securities service organisations must compensate the losses of investors in accordance with the law.

According to the Administrative Measures for the Issuance and Trading of Corporate Notes (《公司債券發行與交易管理辦法》)(effective from 15 January 2015 and amended on 26 February 2021), the issuance of corporate notes shall be underwritten by securities companies with qualification to engage in securities underwriting business. When underwriting corporate notes, underwriters shall be in compliance with the Administrative Measures for the Issuance and Trading of Corporate Notes (《公司債券發行與交易管理辦法》) and applicable regulations on due diligence, risk control and internal control issued by the CSRC and the SAC, to formulate a strict risk management system, and to internal control system and enhance pricing and placing management.

Lead Brokerage in the National Equities Exchanges and Quotations

According to the Administrative Measures on National Equities Exchange and Quotations Company Limited (Provisional)(《全國中小企業股份轉讓系統有限責任公司管理暫行辦法》)(effective from 31 January 2013 and amended on 7 December 2017), securities companies may act as lead broker in the NEEQ. The lead brokerage business includes recommending the listing of shares of joint stock companies, continuously supervising listed companies, trading shares of joint stock companies on behalf of investors, providing market-making service for the transfer of shares, and other businesses as specified by the National Equities Exchange and Quotations Company Limited.

Under the supervision of the National Equities Exchange and Quotations Company Limited, lead brokers, law firms, accounting firms and other institutions and personnel providing services in relation to the transfer of shares shall act in good faith and diligently perform their legal duties in strict compliance with laws, regulations and industry standards, and shall also be responsible for the truthfulness, accuracy and completeness of documents they issue.

Over-the-Counter Market Business

As the provisions of the Administrative Measures of Securities Companies on Over-the-Counter Market (for Trial Implementation)(《證券公司櫃檯市場管理辦法(試行)》)(effective from 15 August 2014) stipulate, securities companies shall engage in over-the-counter business in accordance with the provisions and be subject to the governance of the SAC. Apart from private equity products which are subject to prior approval and filing as explicitly required by financial regulatory authorities, private equity products issued, sold and transferred by securities companies in over-the-counter markets are subject to filing after the issuance, selling and transfer. Products issued, sold and transferred by securities companies in over-the-counter markets include but are not limited to: products such as asset management plans and corporate debt financing instruments established or underwritten by securities companies or their subsidiaries by way of private placing; products established by other institutions such as banks, insurance companies and trust companies and issued, sold and transferred by securities companies; and financial derivatives and other products as allowed by the CSRC and the SAC.

Corporate Governance and Risk Control

Corporate Governance and Risk Control of Securities Companies

Corporate governance

Securities companies shall comply with the corporate governance requirements regarding the composition, operation, convening and voting procedures of shareholders' meetings, the board of directors and the supervisory committee as set out in the Company Law, the Securities Law, the Regulations on Supervision and Management of Securities Companies (《證券公司監督管理條例》)(effective from 29 July 2014), the Rules for Governance of Securities Companies (《證券公司治理準則》)(effective from 1 January 2013 and amended on 20 March 2020) and the Guidelines on the Internal Control of Securities Companies (《證券公司內部控制指引》)(effective from 15 December 2003).

Securities companies shall establish a sound corporate governance structure. The corporate governance structure of securities companies includes proper decision-making processes and rules of procedures, a highly efficient and rigorous business operating system, a sound and effective internal control and feedback system, and effective incentive and restraint mechanisms. The boards of supervisors and independent directors of securities companies shall fully exercise their supervising functions to avert the risks of manipulation by substantial shareholders or control by insiders.

A securities company that engages in two or more businesses in securities brokerage, asset management, margin financing and securities lending, securities underwriting and sponsoring shall have a remuneration and nomination committee, an audit committee and a risk control committee under its board of directors to perform the duties and exercise the rights as specified in the articles of association of the securities company. The persons in charge of the remuneration and nomination committee and the audit committee shall be independent directors.

The Regulatory Measures on Qualifications for the Supervision and Administration of Directors, Supervisors and Senior Management Executives and Practitioners of Securities Companies (《證券公司董事、監事和高級管理人員任職資格監管辦法》)(amended on 19 October 2012 with immediate effect) specified the requirements on the qualifications of directors, supervisors and senior management and required each of them shall obtain qualifications approved by the securities regulatory authorities before they hold the post, which was replaced by the Measures for the Supervision and Administration of Directors, Supervisors, Senior Executives and Practitioners of Securities Fund Operators (《證券基金經營機構董事、監事、高級管理人員及從業人員監督管理辦法》) (Promulgated on 18 February 2022 and came into effect on 1 April 2022, the “**CSRC Decree No.195**”).

According to the Securities Law, the Announcement [2020] No. 18 of CSRC and the CSRC Decree No. 19, the CSRC cancelled qualification approvals of directors, supervisors and senior managers of securities companies., the appointment of which shall be filed with the local office of the CSRC.

Risk control

Pursuant to the Administrative Measures for Risk Control Indicators of Securities Companies (《證券公司風險控制指標管理辦法》)(effective from 20 March 2020), a securities company shall calculate risk control indicators such as its net capital, risk coverage ratio, capital leverage, liquidity coverage ratio and net stable funding ratios and prepare the calculation sheets of net capital, risk capital reserves, total on-balance sheet and off-balance sheet assets, liquidity coverage rate, net stable funding rate and risk control indicators in accordance with relevant provisions and in compliance with the principle of prudence and the principle of substance over form. The Administrative Measures for Risk Control Indicators of Securities Companies stipulates a warning standard and a minimum regulatory standard for risk control indicators that securities companies are required to comply with. The CSRC may make adjustments to the standards for risk control indicators, calculation requirements and the ratio of risk capital reserves of a particular business according to the governance structure, the internal control level and the status quo of risk control of the securities companies.

On 1 October 2016, CSRC promulgated the Provisions on the Calculation Standard for Risk Control Indicators of Securities Companies (《證券公司風險控制指標計算標準規定》), which was amended on 23 January 2020 and came into effect on 1 June 2020 and provides different basis of calculation for different risk capital reserves of securities companies based on their different businesses and types of securities companies.

Pursuant to the Norms for the Comprehensive Risk Management of Securities Companies (《證券公司全面風險管理規範》)(promulgated on 30 December 2016 with immediate effect), securities companies shall implement comprehensive risk management to avoid risks such as liquidity risks, market risks, credit risks, operation risks and reputation risks in business operation, shall establish and improve a comprehensive risk management system that is in line with their development strategies, including feasible management systems, a sound organisational framework, a reliable information technology

system, a quantitative risk indicators system, a team of professionals and an effective risk response mechanism and shall evaluate regularly the comprehensive risk management system and improve risk management promptly based on the evaluation results.

Pursuant to the provisions of the Guidelines for the Liquidity Risk Management of Securities Companies (《證券公司流動性風險管理指引》)(effective from 30 December 2016), securities companies shall strengthen liquidity risk management and establish a sound liquidity risk management system for effective identification, measurement, monitoring and control of liquidity risks.

Pursuant to the provisions of the Regulations on Risk Settlement of Securities Companies (《證券公司風險處置條例》)(effective from 6 February 2016), the securities regulatory authorities of the State Council shall organise, coordinate and supervise the risk settlement of securities companies. In the event that risk control indicators do not meet relevant requirements or there are situations that may impact sustainable business operation or any major risk is found, the securities regulatory authorities of the State Council may take risk settlement measures such as rectification, custody, takeover, administrative restructuring, revocation, bankruptcy, liquidation and reorganisation, etc.

Pursuant to the Measures for the Compliance Management of Securities Companies and Securities Investment Fund Management Companies (《證券公司和證券投資基金管理公司合規管理辦法》)(effective from 1 October 2017 and amended on 20 March 2020), the compliance management of securities companies shall cover all businesses, departments, branches, subsidiaries at all levels and all staff, and shall be carried out throughout various stages such as decision-making, implementation, supervision and feedback. The securities company shall have a compliance director, who shall, as a senior manager, directly report to the board of directors and examine, supervise and inspect the operation compliance and management activities of the securities company as well as the staff's practices.

Classified regulation

Pursuant to the provisions of the Regulations on Classification of Securities Companies (《證券公司分類監管規定》)(amended on 14 May 2010, 6 July 2017 and 10 July 2020), the CSRC classifies securities companies into five types and eleven categories, as A (AAA, AA, A), B (BBB, BB, B), C (CCC, CC, C), D and E, based on the risk control capability, continuous compliance and business development of securities companies for prudent regulation purpose. "The regulatory points" system is one of the systems adopted by the CSRC to assess the continuous compliance of securities companies: certain incidents leading to the imposition of penalties will result in the CSRC deducting the corresponding amount of "regulatory points", which may ultimately have negative effects on the securities companies' regulatory rating. However, when determining the regulatory rating of a securities company, the CSRC will not only consider the deduction in regulatory points but will also take into consideration its risk management capability (mainly assessed on the basis of the securities companies' capital adequacy, corporate governance and continuous compliance management, comprehensive risk control, the safety of its IT system, and protection of clients' interests and information disclosure), continuous compliance (evaluated based on the criminal punishment measures taken by the judiciary, the administrative punishment measures, administrative supervision measures taken by the CSRC and its agencies and disciplinary punishment, self-discipline management measures taken by the securities and futures industry self-discipline organization) and business development (such as brokerage business, investment banking business, asset management business, comprehensive strength and innovation capacity) and assess the condition of the securities companies as a whole.

Pursuant to the principle of classified regulation, the CSRC sets up different standards on risks control indicators and calculating proportions for different types of securities companies and treats them differently in respect of regulation resource allocation and the frequency of on-site and off-site inspections.

Corporate Governance and Risk Control of Futures Companies

Corporate governance

The provisions of the Supervisory and Administrative Measures for Futures Companies (《期貨公司監督管理辦法》)(effective from 4 June 2019) stipulate that the CSRC implements management system on the qualifications of directors, supervisors, senior management and other futures practitioners of futures companies. The business, personnel, assets, and finance of a futures company shall be strictly separated from those of its controlling shareholders and de facto controller, and they should have independent operations and accounting; a futures company shall have a board of supervisors or supervisors, and shall appoint a chief risk officer, etc.

The Management Measures on Qualifications of Directors, Supervisors and Senior Management of Futures Companies (《期貨公司董事、監事和高級管理人員任職管理辦法》)(promulgated on 15 January 2021 and amended on 12 August 2022) further strengthens the management of qualifications of the directors, supervisors and senior management of futures companies.

Risk control

According to the Supervision and Administrative Measures for Futures Companies (《期貨公司監督管理辦法》), the Administrative Measures on Futures Trading (《期貨交易管理條例》), and the Administrative Measures for Risk Monitoring Indicators of Futures Companies (《期貨公司風險監管指標管理辦法》)(promulgated on 18 April 2017 and amended on 12 August 2022), futures companies shall establish effective operations systems and procedures related to risk management, internal control and futures margin depository so as to effectively isolate risks among different business as well as to ensure the safety of clients' assets and transactions. A futures company engaging in futures brokerage and other futures business at the same time shall strictly implement the systems for the separation of business and capital, while mixed operations are prohibited. Futures companies shall maintain a chief risk officer responsible for monitoring and inspecting compliance and risk management in its operation and management. The CSRC may dynamically adjust the standard of futures companies' risk management indicators and its calculation requirements based on industry opinions, together with consideration of the development of the futures market and futures industry with respect to the principle of prudent supervision.

Classified regulation

Pursuant to the provisions of the Regulations on Classification of Futures Companies (《期貨公司分類監管規定》)(effective from 12 April 2011 and amended on 15 February 2019 and 12 August 2022), the CSRC classifies futures companies into five types and eleven categories, as A (AAA, AA, A), B (BBB, BB, B), C (CCC, CC, C), D and E, based on the risk management capability, the capability of serving the real economy, market competitiveness and continuous compliance of futures companies for prudent regulation purposes. According to the principle of classified regulation, the CSRC sets up various standards on margin proportions of futures investors for different types of futures companies and treats them differently in respect of regulation resource allocation and the frequency of on-site and off-site inspections, and stipulates different risk capital provision computation ratios for different types of futures companies.

Corporate Governance and Risk Control of Asset Management Company

Corporate governance

Pursuant to provisions of the Regulations on Formation of Subsidiaries of Securities Companies (Provisional)(《證券公司設立子公司試行規定》)(as amended on 11 October 2012), as the subsidiary of a securities company, an asset management company shall establish a sound corporate governance structure, sound risk management system, compliance management system and internal control system, and a securities company shall not take advantage of its capacity as controlling shareholder to damage

the legal rights and interests of its asset management subsidiaries and their clients. Proper Chinese Wall systems should be established between a securities company and its asset management subsidiaries to avoid potential risk transference or conflicts of interests.

Risk control

In accordance with provisions of the Administrative Measures on Private Offering Asset Management Business of Securities and Futures Business Organisations (《證券期貨經營機構私募資產管理業務管理辦法》)(effective from 22 October 2018), securities companies shall comply with prudent operation rules, formulate scientific and reasonable investment strategies and risk management system, effectively prevent and control risks, and ensure that their business matches their capital, management capacity and risk control level, and shall implement centralised operation management, establish and improve upon internal control and compliance management system, adopt effective measures, manage private offering asset management business and other businesses separately, control improper flow and use of sensitive information, and prevent insider trading, use of undisclosed information for trading, conflict of interest and profit tunneling.

Pursuant to Regulations on the Operation and Management of Private Asset Management Plans for Securities and Futures Operators (《證券期貨經營機構私募資產管理計劃運作管理規定》)(effective from 22 October 2018), a securities and futures operator shall prepare an investment description when raising funds under an asset management scheme. The risk disclosure shall have targeted content and a clear, definite and understandable statement, and fully disclose various risks, such as the market risk, credit risk, liquidity risk, operational risk, related-party transaction risk and specific risk in regard to the employment of investment consultants in an eye-catching manner.

Corporate Governance and Risk Control of Sponsoring Institution

Corporate governance

Pursuant to provisions of the Regulations on Formation of Subsidiaries of Securities Companies (Provisional)(《證券公司設立子公司試行規定》)(as amended on 11 October 2012), as the subsidiary of a securities company, a company engaged in securities sponsoring and underwriting business shall establish a sound corporate governance structure, sound risk management system, compliance management system and internal control system, and a securities company shall not take advantage of its capacity as controlling shareholder to damage the legal rights and interests of its subsidiaries and their clients. Proper Chinese Wall systems should be established between a securities company and its subsidiaries to avoid potential risk transference or conflicts of interests.

Risk control

According to provisions of the Measures for the Administration of the Sponsorship of the Offering and Listing of Securities (《證券發行上市保薦業務管理辦法》)(effective from 14 June 2009 and amended on 7 December 2017 and 12 June 2020), a sponsoring institution shall establish a sound internal control system for sponsorship and establish as well as improve the due diligence system, guidance system, internal auditing system for documents of application, system of continuing supervision over the issuer after the listing of securities, continuing training system for sponsor representatives and sponsorship-related personnel as well as a system for work paper, and maintain separate work papers for sponsorship work related to each project.

Corporate Governance and Risk Control of Private Equity Subsidiaries

Corporate governance

Pursuant to provisions of the Regulations for Private Equity Fund Subsidiaries of Securities Companies (《證券公司私募投資基金子公司管理規範》)(issued on 30 December 2016 and came into effect on the same day), securities companies shall strengthen employees management and avoid moral risks. Employees of securities companies shall not serve as directors, supervisors, senior management members or investment practitioners members concurrently for a private equity fund subsidiary and its

SPV affiliates if conflicts of employees between private equity fund subsidiaries, securities companies and other subsidiaries arise. For employees taking up the above duties concurrently, securities companies shall establish a strict and effective internal control mechanism to avoid conflicts of interests and moral risks arising. Securities companies, private equity subsidiaries and their SPV affiliates, private equity funds and other subsidiaries of securities companies shall establish an effective information isolation mechanism, strengthen the isolation, monitoring and management of sensitive information and prevent dissemination and improper use of sensitive information between each business, so as to prevent insider trading and the risk of benefit transfer.

Risk control

Pursuant to provisions of the Regulations for Private Equity Fund Subsidiaries of Securities Companies (《證券公司私募投資基金子公司管理規範》)(issued on 30 December 2016 and came into effect on the same day), securities companies should integrate subsidiaries' compliance and risk management into the security companies' comprehensive risk management system, in order to avoid private equity fund subsidiaries related risks such as compliance risks, liquidity risks, market risks, credit risks and operation risks.

Other Regulations

Foreign Exchange Control

The lawful currency of the PRC is Renminbi, which is subject to foreign exchange controls and is not freely convertible. SAFE, under the authority of the PBOC, is responsible for the administration of all matters relating to foreign exchange, including the enforcement of foreign exchange control regulations.

According to provisions of the Regulations on the Foreign Exchange Control of the People's Republic of China (《中華人民共和國外匯管理條例》)(the “**Foreign Exchange Control Regulations**”), (amended on 5 August 2008 with immediate effect), international payments and transfers are classified into current account items and capital account items. In the PRC, current international payments and transfers are not subject to approval from foreign exchange administration, while capital account items are.

According to the Foreign Exchange Control Regulations, current account foreign exchange income may, in accordance with the relevant requirements of the state, be retained or sold to any financial institution engaged in foreign exchange settlement and sales business. Where any foreign exchange income on capital account shall be retained or sold to a financial institution engaged in foreign exchange settlement and sales business, approval shall be obtained from the relevant foreign exchange administrative authority, other than where no approval is required under state provisions. PRC enterprises (including foreign-invested enterprises) which require foreign exchange for transactions relating to current account items, may, without the approval of SAFE, effect payment from their foreign exchange account or convert and pay at the designated foreign exchange banks, with the provision of valid receipts and proof of transactions. Foreign invested enterprises which need foreign exchange for the distribution of profits to shareholders, and PRC enterprises, which in accordance with regulations are required to pay dividends to shareholders in foreign exchange, may with the provision of shareholders' resolutions of such PRC enterprises or board resolutions on the distribution of profits, and with the submission of other required supporting documents, effect payment from their foreign exchange account or convert and pay at the designated foreign exchange banks. Convertibility of foreign exchange in respect of capital account items, such as private equity investment and capital contribution, is generally subject to restriction, and applicable prior approval from SAFE or the relevant branch.

According to the Foreign Exchange Management Regulations and the Circular of the State Administration of Foreign Exchange on Distributing the Administrative Measures for Registration of Foreign Debts (《國家外匯管理局關於發佈〈外債登記管理辦法〉的通知》)(promulgated on 28 April 2013, came into effect on 13 May 2013 and amended on 4 May 2015), the state exercises scale

management on administering foreign debts. Foreign currency borrowings shall be handled in accordance with relevant requirements of the state and registered as foreign debts with the relevant foreign exchange administrative authority.

On 9 June 2016, the SAFE promulgated the Circular on Reforming and Regulating Policies on the Management of the Settlement of Foreign Exchange of Capital Accounts (《國家外匯管理局關於改革和規範資本項目結匯管理政策的通知》)(the “SAFE Circular 16”). The SAFE Circular 16 unifies the Discretionary Foreign Exchange Settlement for all the domestic institutions. The Discretionary Foreign Exchange Settlement refers to foreign exchange capital in the capital account which has been confirmed by the relevant policies subject to the Discretionary Foreign Exchange Settlement (including foreign exchange capital, foreign loans and funds remitted from the proceeds from the overseas listing) can be settled at the banks based on the actual operational needs of the domestic institutions. The proportion of Discretionary Foreign Exchange Settlement of foreign exchange capital is temporarily determined as 100%.

Furthermore, SAFE Circular 16 stipulates that the use of foreign exchange incomes of capital accounts by foreign-invested enterprises shall follow the principles of authenticity and self-use within the business scope of enterprises. Foreign exchange incomes of capital accounts and capital in Renminbi obtained by foreign-invested enterprises from foreign exchange settlement shall not be used for the following purposes:

- directly or indirectly used for the payment beyond the business scope of the enterprises or the payment prohibited by relevant laws and regulations;
- directly or indirectly used for investment in securities or financial schemes other than bank-guaranteed products unless otherwise provided by relevant laws and regulations;
- used for granting loans to non-connected enterprises, unless otherwise permitted by its business scope; and
- used for the construction or purchase of real estate that is not for self-use (except for the real estate enterprises).

Issuance of Foreign Debts

Pursuant to the Notice on Promoting the Reform of the Administration of the Registration of Foreign Debt of Enterprises (《國家發展改革委關於推進企業發行外債備案登記制管理改革的通知》)(effective from 14 September 2015), the quota review and approval for issuance of foreign debts by enterprises have been removed, the management of foreign debts have been reformed, and the administration of record-filing and registration have been implemented. Before the issuance of foreign debts, enterprises shall first apply to the NDRC for handling of record-filing and registration procedures and shall report the information on the issuance to the NDRC within 10 working days of completion of each issuance. Enterprises issuing foreign debts shall meet the requirements of maintaining good credit records; no outstanding notes or other debts in default; having good corporate governance and foreign debt risk control mechanism, good credit standing, and strong solvency. The issuer of foreign debts shall handle cash inflow and flow formalities of the foreign debts with the filing certificate in accordance with regulations.

Information Disclosure

The Notice on the Relevant Issues Regarding Information Disclosure of Securities Companies (《關於證券公司信息披露有關事項的通知》)(effective from 20 April 2006) sets forth the specific requirements on information disclosure by securities companies, including methods, requirements and contents of information disclosure.

Provisions on Strengthening the Supervision and Administration of Listed Securities Companies (《關於加強上市證券公司監管的規定》)(amended on 30 June 2010 and 17 September 2020 with immediate effect), requires timely disclosure of regular reports and interim reports by listed securities companies within the prescribed period. Meanwhile, it requires that listed companies shall establish a sound information management system in accordance with the characteristics of the securities industry in the PRC, their practices and general regulations regarding information disclosure by listed companies.

HONG KONG REGULATORY ENVIRONMENT

Introduction

The SFO is the principal legislation regulating the securities and futures industry in Hong Kong and it is administered by the SFC which is the statutory regulatory body that governs the securities and futures markets and non-bank retail leveraged foreign exchange market in Hong Kong.

The banking sector in Hong Kong is regulated by and subject to the provisions of the Banking Ordinance and the powers and functions ascribed by the Banking Ordinance to the Monetary Authority. The Banking Ordinance (Cap. 155) of Hong Kong provides that only authorized institutions (that is, banks which have been granted a banking licence (“**licence**”) by the Monetary Authority may carry on banking business (as defined in the Banking Ordinance) in Hong Kong and contains controls and restrictions on such banks (“**authorized institutions**”).

Types of Regulated Activities

The SFO provides a single licensing regime under which a person needs only one license to carry on the different types of regulated activities as specified in Schedule 5 of the SFO. There are ten types of regulated activities, namely:

Type 1: dealing in securities;

Type 2: dealing in futures contracts;

Type 3: leveraged foreign exchange trading;

Type 4: advising on securities;

Type 5: advising on futures contracts;

Type 6: advising on corporate finance;

Type 7: providing automated trading services;

Type 8: securities margin financing;

Type 9: asset management; and

Type 10: providing credit rating services.

Supervision of Authorized institutions in Hong Kong

The provisions of the Banking Ordinance are implemented by the Monetary Authority, the principal function of which is to promote the general stability and effectiveness of the banking system, especially in the area of supervising compliance with the provisions of the Banking Ordinance. The Monetary Authority supervises authorized institutions through, *inter alia*, a regular information gathering process, the main features of which are as follows:

- (1) each authorized institution must submit a monthly return to the Monetary Authority setting out the assets and liabilities of its operations in Hong Kong and a further comprehensive quarterly return relating to its principal place of business in Hong Kong and all local branches, although the Monetary Authority has the right to allow returns to be made at less frequent intervals;
- (2) the Monetary Authority may order an authorized institution, any of its subsidiaries, its holding company or any subsidiaries of its holding company to provide such further information (either specifically or periodically) as it may reasonably require for the exercise of its functions under the Banking Ordinance or as it may consider necessary to be submitted in the interests of the depositors or potential depositors of the authorized institution concerned. Such information shall be submitted within such period and in such manner as the Monetary Authority may require. The Monetary Authority may in certain circumstances also require such information or any return submitted to it to be accompanied by a certificate of the authorized institution's auditors (approved by the Monetary Authority for the purpose of preparing the report) confirming compliance with Banking Ordinance and certain matters;
- (3) authorized institutions may be required to provide information to the Monetary Authority regarding companies in which they have an aggregate 20 per cent. or more direct or indirect shareholding or with which they have common directors or managers (as defined in the Banking Ordinance), the same controller, a name with common features or a concert party arrangement to promote the authorized institution's business;
- (4) in addition, authorized institutions are obliged to report to the Monetary Authority immediately of their likelihood of becoming unable to meet their obligations or of the commencement of material civil proceedings applicable only to authorized institutions incorporated in Hong Kong;
- (5) the Monetary Authority may direct an authorized institution to appoint an auditor to report to the Monetary Authority on the state of affairs and/or profit and loss of the authorized institution or the adequacy of the systems of control of the authorized institution or other matters as the Monetary Authority may reasonably require;
- (6) the Monetary Authority may, at any time, with or without prior notice, examine the books, accounts and transactions of any authorized institution, and in the case of an authorized institution incorporated in Hong Kong, any local branch, overseas branch, overseas representative office or subsidiary, whether local or overseas, of such institution; such inspections are carried out by the Monetary Authority on a regular basis; and
- (7) authorized institutions are required to give written notice to the Monetary Authority immediately of any proposal to remove an auditor before the expiration of his term of office or replace an auditor at the expiration of his term of office.

Exercise of Powers over Authorized institution

The Monetary Authority may, after consultation with the Financial Secretary, exercise certain powers over the conduct of authorized institutions in any of the following circumstances:

- (1) when an authorized institution informs the Monetary Authority that it is likely to become unable to meet its obligations, that it is insolvent, or that it is about to suspend payment;
- (2) when an authorized institution becomes unable to meet its obligations or suspends payment;
- (3) if after an examination or investigation, the Monetary Authority is of the opinion that an authorized institution:

- (i) is carrying on its business in a manner detrimental to the interests of its depositors or potential depositors or of its creditors or of holders or potential holders of stored value facility issued by it or the issue of which is facilitated by it;
 - (ii) is insolvent or is likely to become unable to meet its obligations or is about to suspend payment;
 - (iii) has contravened or failed to comply with any of the provisions of the Hong Kong Banking Ordinance; or
 - (iv) has contravened or failed to comply with any condition attached to its licence or certain conditions in the Banking Ordinance; and
- (4) where the Financial Secretary advises the Monetary Authority that he considers it in the public interest to do so.

In any of the circumstances described above, the Monetary Authority, after consultation with the Financial Secretary, may exercise any of the following powers:

- (1) to require the authorized institution, by notice in writing served on it, forthwith to take any action or to do any act or thing whatsoever in relation to its affairs, business and property as the Monetary Authority may consider necessary;
- (2) to direct the authorized institution to seek advice on the management of its affairs, business and property from an adviser appointed by the Monetary Authority;
- (3) to assume control of and carry on the business of the authorized institution, or direct some other person to assume control of and carry on the business of the authorized institution; or
- (4) to report to the Chief Executive in Council in certain circumstances (in which case the Chief Executive in Council may exercise a number of powers including directing the Financial Secretary to present a petition to the Court of First Instance for the winding-up of the authorized institution).

Revocation and Suspension of Banking Licence

The Monetary Authority also has powers to recommend the revocation or suspension of a licence. Both powers are exercisable after consultation with the Financial Secretary and with a right of appeal of the authorized institution concerned except in the event of temporary suspension in urgent cases. The grounds for suspension or revocation include the following:

- (1) the authorized institution no longer fulfils the criteria for authorisation and the requirements for registration;
- (2) the authorized institution is likely to be unable to meet its obligations or to suspend payment or proposes to make, or has made, any arrangement with its creditors or is insolvent;
- (3) the authorized institution has failed to provide material information required under the Hong Kong Banking Ordinance or has provided false information;
- (4) the authorized institution has breached a condition attached to its licence;
- (5) a person has become or continues to be a controller or chief executive or director of the authorized institution after the Monetary Authority has made an objection;
- (6) the interests of the depositors require that the licence be revoked; or

- (7) the authorized institution is engaging in practices likely to prejudice Hong Kong as an international financial centre or in practices (specified in the Monetary Authority guidelines) which should not be engaged in.

Revocation or suspension of a licence means that the authorized institution can no longer conduct banking business (for the specified period in the case of a suspension).

Anti-money Laundering and Counter-terrorist Financing

Licensed corporations are required to comply with the applicable anti-money laundering and counter-terrorist financing laws and regulation in Hong Kong as well as the Guideline on Anti-Money Laundering and Counter-Financing of Terrorism (For Licensed Corporations) (the “**Guideline**”).

The Guideline provides practical guidance to assist licensed corporations and their senior management in designing and implementing their own anti-money laundering and counter-terrorist financing policies, procedures and controls in order to meet the relevant legal and regulatory requirements in Hong Kong. Under the Guideline, licensed corporations should, among other things:

- assess the risks of any new products and services before they are introduced and ensure that appropriate additional measures and controls are implemented to mitigate and manage the associated money laundering and terrorist financing risks;
- identify the client and verify the client’s identity using reliable, independent source documents, data or information, and take steps from time to time to ensure that the client information is up-to-date and relevant;
- conduct on-going monitoring of activities of the clients to ensure that they are consistent with the nature of business, the risk profile and source of funds, as well as identify transactions that are complex, large or unusual, or patterns of transactions that have no apparent economic or lawful purpose;
- maintain a database of names and particulars of terrorist suspects and designated parties which consolidates the various lists that have been made known to it, as well as comprehensive on-going screening of the client database; and
- conduct on-going monitoring for identification of suspicious transactions and ensure compliance with their legal obligations of reporting funds or property known or suspected to be proceeds of crime or terrorist property to the Joint Financial Intelligence Unit, a unit jointly run by the Hong Kong Police Force and the Hong Kong Customs & Excise Department to monitor and investigate suspected money laundering.

Financial Institutions Resolution Regime

On July 7, 2017, the Financial Institutions (Resolution) Ordinance (Cap. 628) of Hong Kong (the “**FIRO**”) came into operation. The FIRO provides for, among other things, the establishment of a resolution regime for authorized institutions and other financial institutions in Hong Kong. The resolution regime seeks to provide the relevant resolution authorities with administrative powers to bring about timely and orderly resolution in order to stabilize and secure continuity for a failing authorized institution in Hong Kong. In particular, and subject to certain safeguards, the relevant resolution authority is provided with powers to affect contractual and property rights as well as payments (including in respect of any priority of payment) that creditors would receive in resolution. These may include, but are not limited to, powers to write off or convert all or a part of the principal amount of, or distributions on, regulatory capital securities of relevant financial institutions in Hong Kong. Certain details relating to FIRO will be set out through secondary legislation and supporting rules.

On 17 January 2018, the Hong Kong Monetary Authority announced a public consultation on a set of proposed rules to set out minimum loss-absorbing capacity (“**LAC**”) requirements for authorized institutions under FIRO. The LAC requirements have been proposed in order to ensure that the resolution regime can be used effectively and that authorized institutions have sufficient loss-absorbing capacity. On 14 December 2018, the Financial Institutions (Resolution) (Loss-absorbing Capacity Requirements – Banking Sector) Rules (Cap. 628B) came into operation as subsidiary registration under the FIRO.

OECD’s Common Reporting Standard

The Organisation for Economic Co-operation and Development (the “**OECD**”) has developed a draft common reporting standard (“**CRS**”) and model competent authority agreement to enable the multilateral, automatic exchange of financial account information. The CRS does not include a potential withholding element. Under the CRS financial institutions will be required to identify and report the tax residence status of customers in 101 countries that have endorsed the plans, of which 54 (including EU Member States) have committed to implement the CRS with first information exchanges expected in 2017. The remaining 47 countries have committed to implement the CRS on a slower timetable with first information exchanges for these countries expected in 2018.

The adoption of CRS in the PRC and Hong Kong has been effective from 1 January 2017. The PRC and Hong Kong financial institutions may begin collecting tax residency information from their account holders as early as 1 January 2017 and may report information on reportable account holders in 2018. The increased due diligence of customer information and the reporting of information to the tax authorities will increase operational and compliance costs for banks, including the Group. At this time, it is not possible to quantify the full costs of complying with the new legislation as some aspects are still to be determined.

PRC CURRENCY REGULATIONS

The following is a general description of certain currency control measures in the PRC and is based on the laws and relevant interpretations thereof in effect as at the date of this Offering Circular, all of which are subject to change, and does not constitute legal advice. It does not purport to be a complete analysis of all applicable currency control measures in the PRC relating to the Notes. Prospective holders of Notes who are in any doubt as to PRC currency controls are advised to consult their own professional advisers.

REMITTANCE OF RENMINBI INTO AND OUTSIDE THE PRC

Renminbi is not a freely convertible currency. The remittance of Renminbi into and outside the PRC is subject to control imposed under PRC law.

CURRENT ACCOUNT ITEMS

Under PRC foreign exchange control regulations, current account items refer to any transaction for international receipts and payments involving goods, services, earnings and other frequent transfers. Prior to July 2009, all current account items were required to be settled in foreign currencies with limited exceptions. Following progressive reforms, Renminbi settlement of imports and exports of goods and services and other current account items became permissible nationwide in 2011, except that the key enterprises on a Supervision List determined by the PBOC and five other relevant authorities would be subject to enhanced scrutiny when banks process current account cross-border repatriations.

On 5 July 2013, the PBOC promulgated the Circular on Policies related to Simplifying and Improving Cross-border Renminbi Business Procedures (《關於簡化人民跨境人民幣業務流程和完善有關政策的通知》)(the “**2013 PBOC Circular**”) with the intent to improve the efficiency of cross border Renminbi settlement and facilitate the use of Renminbi for the settlement of cross border transactions under current accounts or capital accounts. In particular, the 2013 PBOC Circular simplifies the procedures for cross border Renminbi trade settlement under current account items. On 1 November 2014, PBOC introduced a cash pooling arrangement for qualified multinational enterprise group companies, under which a multinational enterprise group can process cross-border Renminbi payments and receipts for current account items on a collective basis for eligible member companies in the group. On 5 September 2015, PBOC promulgated the Circular on Further Facilitating the Cross-Border Bi-directional Renminbi Cash Pooling Business by Multinational Enterprise Groups (《中國人民銀行關於進一步便利跨國企業集團開展跨境雙向人民幣資金池業務的通知》)(the “**2015 PBOC Circular**”), which, among others, have lowered the eligibility requirements for multinational enterprise groups and increased the cap for net cash inflow.

On 5 January 2018, the PBOC promulgated the Notice on Further Fine-tuning the Policies on Cross-border Renminbi Business to Promote Trade and Investment Facilitation (《中國人民銀行關於進一步完善人民幣跨境業務政策促進貿易投資便利化的通知》). Accordingly, an enterprise shall be allowed to use Renminbi to settle all cross-border transactions that may be settled by foreign currencies pursuant to PRC laws.

On 23 October 2019, the SAFE promulgated the Circular of Further Promoting Cross-border Trade and Investment Facilitation (《國家外匯管理局關於進一步促進跨境貿易投資便利化的通知》), which further provided details in facilitating foreign exchange procedures in compliance with PRC laws.

The foregoing circulars are subject to interpretation and application by the relevant PRC authorities. Local authorities may adopt different practices in applying the Circular and impose conditions for settlement of current account items.

CAPITAL ACCOUNT ITEMS

Under PRC foreign exchange control regulations, capital account items include cross-border transfers of capital, direct investments, securities investments, derivative products and loans. Capital account payments are generally subject to approval of, and/or registration of filing with, the relevant PRC authorities.

Settlements for capital account items were generally required to be made in foreign currencies. For instance, foreign investors (including any Hong Kong investors) are required to make any capital contribution to foreign invested enterprises in a foreign currency in accordance with the terms set out in the relevant joint venture contracts and/or articles of association as approved by the relevant authorities. Foreign invested enterprises or relevant PRC parties are also generally required to make capital item payments including proceeds from liquidation, transfer of shares, reduction of capital, interest and principal repayment to foreign investors in a foreign currency.

Under progressive reforms by PBOC, the MOFCOM and the SAFE, foreign investors are now permitted to use Renminbi to settle all capital account items that can be settled in foreign currencies. Cross-border Renminbi payment infrastructure and trading facilities are being improved. Approval, registration and filing requirements for capital account payments in Renminbi are being removed gradually. In addition, the Circular on Reforming Foreign Exchange Capital Settlement for Foreign Invested Enterprises (《國家外匯管理局關於改革外商投資企業外匯資本金結匯管理方式的通知》) which became effective on 1 June 2015 and amended on 30 December 2019, allows foreign-invested enterprises to settle 100% (subject to future adjustment at discretion of SAFE) of the foreign currency capital (which has been processed through the SAFE's equity interest confirmation procedure for capital contribution in cash or registered by a bank on the SAFE's system for account-crediting for such capital contribution) into Renminbi according to their actual operational needs. A negative list with respect to the usage of the capital and the Renminbi proceeds through the aforementioned settlement procedure is set forth under the Circular. In particular, a foreign invested enterprise with investment as its main business is permitted to use such Renminbi proceeds to make equity contribution to its invested enterprises directly, without further filings with SAFE.

PRC entities are also permitted to borrow Renminbi-denominated loans from foreign lenders (which are referred to as “**foreign debt**”) and lend Renminbi-denominated loans to foreign borrowers (which are referred to as “**outbound loans**”), as long as such PRC entities have the necessary quota, approval or registration. PRC entities may also denominate security or guarantee arrangements in Renminbi and make payments thereunder to parties in the PRC as well as other jurisdictions (which is referred to as “**cross-border security**”). Under current rules promulgated by SAFE, foreign debts borrowed, outbound loans extended, and the cross-border security provided by a PRC onshore entity (including a financial institution) in Renminbi shall, in principle, be regulated under the current PRC foreign debt, outbound loan and cross-border security regimes applicable to foreign currencies.

According to the 2015 PBOC Circular, qualified multinational enterprise groups can extend Renminbi-denominated loans to, or borrow Renminbi-denominated loans from, eligible offshore member entities within the same group by leveraging the cash pooling arrangements. The Renminbi funds will be placed in a special deposit account and may not be used to invest in stocks, financial derivatives, or non-self-use real estate assets, or purchase wealth management products or extend loans to enterprises outside the group.

On 10 June 2018, the State Council issued the Notice of the State Council on Certain Measures for Actively and Effectively Utilizing Foreign Investment to Promote Quality Economic Development (《國務院關於積極有效利用外資推動經濟高質量發展若干措施的通知》), to simplify the management of cash pools, relax the filing conditions for pilot for centralised operation and management of foreign exchange funds of multinational corporations and support multinational enterprise groups in conducting cross-border bi-directional Renminbi cash pooling business.

Recent reforms introduced were aimed at controlling the remittance of Renminbi for payment of transactions categorised as capital account items. There is no assurance that the PRC Government will continue to gradually liberalise the control over Renminbi payments of capital account item transactions in the future.

The relevant regulations will be subject to interpretation and application by the relevant PRC authorities. If any new PRC regulations are promulgated in the future which have the effect of permitting or restricting (as the case may be) the remittance of Renminbi for payment of transactions categorised as capital account items, then such remittances will need to be made subject to the specific requirements or restrictions set out in such rules.

SUBSCRIPTION AND SALE

The Dealers have, in an amended and restated dealer agreement dated 11 January 2023 and as further amended, restated and/or supplemented from time to time (the “**Dealer Agreement**”), agreed with the Issuer and the Guarantor a basis on which they or any of them may from time to time agree to subscribe Notes. Any such agreement will extend to those matters stated under “*Terms and Conditions of the Notes*”. Under the terms of the Dealer Agreement, the Issuer, failing whom the Guarantor, will pay each relevant Dealer a commission (if any) agreed between the Issuer, the Guarantor and the relevant Dealer in respect of Notes subscribed by it. The Issuer and the Guarantor have agreed to reimburse the Arrangers for certain of their expenses properly incurred in connection with the establishment of the Programme and any future update of the Programme and the Dealers for certain of their activities in connection with the Programme.

The Issuer and the Guarantor have agreed to indemnify the Dealers against certain liabilities in connection with the offer and sale of the Notes. The Dealer Agreement entitles the Dealers to terminate any agreement that they make to subscribe Notes in certain circumstances prior to payment for such Notes being made to the Issuer.

The Dealers and certain of their affiliates may have performed certain investment banking and advisory services for the Issuer the Guarantor and/or their respective affiliates from time to time for which they have received customary fees and expenses and may, from time to time, engage in transactions with and perform services for the Issuer, the Guarantor and/or their respective affiliates in the ordinary course of their business. In connection with each Tranche of Notes issued under the Programme, the Dealers or certain of their affiliates may purchase Notes and be allocated Notes for asset management and/or proprietary purposes but not with a view to distribution. Further, the Dealers or their respective affiliates may purchase Notes for its or their own account and enter into transactions, including credit derivatives, such as asset swaps, repackaging and credit default swaps relating to such Notes and/or other securities of the Issuer, the Guarantor or their respective subsidiaries or affiliates at the same time as the offer and sale of each Tranche of Notes or in secondary market transactions. Such transactions would be carried out as bilateral trades with selected counterparties and separately from any existing sale or resale of the Tranche of Notes to which a particular Pricing Supplement relates (notwithstanding that such selected counterparties may also be purchasers of such Tranche of Notes).

Notice to capital market intermediaries and prospective investors pursuant to paragraph 21 of the Hong Kong SFC Code of Conduct – Important Notice to CMIs (including private banks)

This notice to CMIs (including private banks) is a summary of certain obligations the SFC Code imposes on CMIs, which require the attention and cooperation of other CMIs (including private banks). Certain CMIs may also be acting as OCs for the relevant CMI Offering and are subject to additional requirements under the SFC Code. The application of these obligations will depend on the role(s) undertaken by the relevant Dealer(s) in respect of each CMI Offering.

Prospective investors who are the directors, employees or major shareholders of the Issuer, the Guarantor, a CMI or its group companies would be considered under the SFC Code as having an Association with the Issuer, the Guarantor, the CMI or the relevant group company. CMIs should specifically disclose whether their investor clients have any Association when submitting orders for the relevant Notes. In addition, private banks should take all reasonable steps to identify whether their investor clients may have any Associations with the Issuer, the Guarantor or any CMI (including its group companies) and inform the relevant Dealers accordingly.

CMIs are informed that, unless otherwise notified, the marketing and investor targeting strategy for the relevant CMI Offering includes institutional investors, sovereign wealth funds, pension funds, hedge funds, family offices and high net worth individuals, in each case, subject to the selling restrictions and any MiFID II product governance language or any UK MiFIR product governance language set out elsewhere in this Offering Circular and/or the applicable Pricing Supplement.

CMI should ensure that orders placed are bona fide, are not inflated and do not constitute duplicated orders (i.e. two or more corresponding or identical orders placed via two or more CMIs). CMI should enquire with their investor clients regarding any orders which appear unusual or irregular. CMI should disclose the identities of all investors when submitting orders for the relevant Notes (except for omnibus orders where underlying investor information may need to be provided to any OCs when submitting orders). Failure to provide underlying investor information for omnibus orders, where required to do so, may result in that order being rejected. CMI should not place “X-orders” into the order book.

CMI should segregate and clearly identify their own proprietary orders (and those of their group companies, including private banks as the case may be) in the order book and book messages.

CMI (including private banks) should not offer any rebates to prospective investors or pass on any rebates provided by the Issuer or the Guarantor. In addition, CMI (including private banks) should not enter into arrangements which may result in prospective investors paying different prices for the relevant Notes. CMI are informed that a private bank rebate may be payable as stated above and in the applicable Pricing Supplement, or otherwise notified to prospective investors.

The SFC Code requires that a CMI disclose complete and accurate information in a timely manner on the status of the order book and other relevant information it receives to targeted investors for them to make an informed decision. In order to do this, those Dealers in control of the order book should consider disclosing order book updates to all CMIs.

When placing an order for the relevant Notes, private banks should disclose, at the same time, if such order is placed other than on a “principal” basis (whereby it is deploying its own balance sheet for onward selling to investors). Private banks who do not provide such disclosure are hereby deemed to be placing their order on such a “principal” basis. Otherwise, such order may be considered to be an omnibus order pursuant to the SFC Code. Private banks should be aware that placing an order on a “principal” basis may require the relevant affiliated Manager(s) (if any) to categorise it as a proprietary order and apply the “proprietary orders” requirements of the SFC Code to such order and will result in that private bank not being entitled to, and not being paid, any rebate.

In relation to omnibus orders, when submitting such orders, CMI (including private banks) that are subject to the SFC Code should disclose underlying investor information in respect of each order constituting the relevant omnibus order (failure to provide such information may result in that order being rejected). Underlying investor information in relation to omnibus orders should consist of:

- The name of each underlying investor;
- A unique identification number for each investor;
- Whether an underlying investor has any “Associations” (as used in the SFC Code);
- Whether any underlying investor order is a “Proprietary Order” (as used in the SFC Code);
- Whether any underlying investor order is a duplicate order.

Underlying investor information in relation to omnibus order should be sent to the Dealers named in the relevant Pricing Supplement.

To the extent information being disclosed by CMI and investors is personal and/or confidential in nature, CMI (including private banks) agree and warrant: (A) to take appropriate steps to safeguard the transmission of such information to any OCs; and (B) that they have obtained the necessary consents from the underlying investors to disclose such information to any OCs. By submitting an order and providing such information to any OCs, each CMI (including private banks) further warrants that they

and the underlying investors have understood and consented to the collection, disclosure, use and transfer of such information by any OCs and/or any other third parties as may be required by the SFC Code, including to the Issuer, the Guarantor, relevant regulators and/or any other third parties as may be required by the SFC Code, for the purpose of complying with the SFC Code, during the bookbuilding process for the relevant CMI Offering. CMIs that receive such underlying investor information are reminded that such information should be used only for submitting orders in the relevant CMI Offering. The relevant Dealers may be asked to demonstrate compliance with their obligations under the SFC Code, and may request other CMIs (including private banks) to provide evidence showing compliance with the obligations above (in particular, that the necessary consents have been obtained). In such event, other CMIs (including private banks) are required to provide the relevant Dealer with such evidence within the timeline requested.

SELLING RESTRICTIONS

United States

In respect of Notes offered or sold in reliance on Category 1 as specified in the applicable Pricing Supplement, the Notes and the relevant Guarantee have not been and will not be registered under the Securities Act, and may not be offered or sold or, in the case of Bearer Notes, delivered within the United States except in accordance with Regulation S or pursuant to an exemption from, or in a transaction not subject to, the registration requirements of the Securities Act. Each Dealer represents and agrees, and each further Dealer appointed under the Programme will be required to represent and agree, that it has not offered or sold or, in the case of Bearer Notes, delivered, and will not offer or sell or, in the case of Bearer Notes, deliver, any Notes and the relevant Guarantee constituting part of its allotment within the United States. The Notes and the relevant Guarantee are being offered and sold outside the United States in reliance on Regulation S.

In respect of Notes offered or sold in reliance on Category 2 as specified in the applicable Pricing Supplement, the Notes and the relevant Guarantee have not been and will not be registered under the Securities Act, and may not be offered or sold within the United States or to, or for the account or benefit of, U.S. persons except in accordance with Regulation S or pursuant to an exemption from, or in a transaction not subject to, the registration requirements of the Securities Act. The Notes are being offered and sold outside the United States to non-U.S. persons in reliance on Regulation S. Each Dealer represents and agrees, and each further Dealer appointed under the Programme will be required to represent and agree, that it has not offered or sold or, in the case of Bearer Notes, delivered, any Notes, and will not offer or sell or, in the case of Bearer Notes, deliver, any Notes (i) as part of their distribution at any time and (ii) otherwise until 40 days after the completion of the distribution of all Notes of the Tranche of which such Notes are a part, as determined and certified as provided below, within the United States or to, or for the account or benefit of, U.S. persons. Each Dealer who has subscribed for Notes of a Tranche (or in the case of a sale of a Tranche of Notes issued to or through more than one Dealer, each of such Dealers as to the Notes of such Tranche purchased by or through it or, in the case of a syndicated issue, the relevant lead manager) shall determine and certify to the Issuing and Paying Agent the completion of the distribution of the Notes of such Tranche. Each Dealer has also agreed, and each further Dealer appointed under the Programme will be required to agree, that, at or prior to confirmation of sale of Notes, it will have sent to each distributor, Dealer or person receiving a selling concession, fee or other remuneration that purchases Notes from it during the distribution compliance period a confirmation or notice setting out the restrictions on offers and sales of the Notes within the United States or, to, or for the account or benefit of U.S. persons.

Terms used in the above provision have the meanings given to them by Regulation S.

In addition, until 40 days after the commencement of the offering of any identifiable tranche of such Notes, an offer or sale of Notes within the United States by any dealer (whether or not participating in the offering) may violate the registration requirements of the Securities Act.

Bearer Notes are subject to U.S. tax law requirements and may not be offered, sold or delivered within the United States or its possessions or to a United States person, except in certain transactions permitted by U.S. Treasury regulations. Terms used in this paragraph have the meaning given to them by the U.S. Internal Revenue Code and regulations thereunder.

This Offering Circular has been prepared by the Issuer for use in connection with the offer and sale of the Notes outside the United States. The Issuer and the Dealers reserve the right to reject any offer to purchase the Notes, in whole or in part, for any reason. This Offering Circular does not constitute an offer to any person in the United States. Distribution of this Offering Circular by any non-U.S. person outside the United States to any U.S. person or to any other person within the United States, is unauthorised and any disclosure without the prior written consent of the Issuer of any of its contents to any such U.S. person or other person within the United States, is prohibited.

Prohibition of Sales to EEA Retail Investors

Each Dealer has represented and agreed, and each further Dealer appointed under the Programme will be required to represent and agree, that it has not offered, sold or otherwise made available and will not offer, sell or otherwise make available any Notes which are the subject of the offering contemplated by this Offering Circular as completed by the Pricing Supplement in relation thereto to any retail investor in the European Economic Area. For the purposes of this provision:

- (a) the expression “**retail investor**” means a person who is one (or more) of the following:
 - (i) a retail client as defined in point (11) of Article 4(1) of Directive 2014/65/EU (as amended, “**MiFID II**”); or
 - (ii) a customer within the meaning of Directive (EU) 2016/97 (as amended, the “**Insurance Distribution Directive**”), where that customer would not qualify as a professional client as defined in point (10) of Article 4(1) of MiFID II; or
 - (iii) not a qualified investor as defined in Regulation (EU) 2017/1129 (as amended, the “**Prospectus Regulation**”); and
- (b) the expression “**offer**” includes the communication in any form and by any means of sufficient information on the terms of the offer and the Notes to be offered so as to enable an investor to decide to purchase or subscribe for the Notes.

Prohibition of Sales to UK Retail Investors

Each Dealer has represented and agreed, and each further Dealer appointed under the Programme will be required to represent and agree, that it has not offered, sold or otherwise made available and will not offer, sell or otherwise make available any Notes which are the subject of the offering contemplated by this Offering Circular as completed by the Pricing Supplement in relation thereto to any retail investor in the UK. For the purposes of this provision:

- (a) the expression “**retail investor**” means a person who is one (or more) of:
 - (i) a retail client, as defined in point (8) of Article 2 of Regulation (EU) No 2017/565 as it forms part of domestic law by virtue of the EUWA; or
 - (ii) a customer within the meaning of the provisions of the FSMA and any rules or regulations made under the FSMA to implement Directive (EU) 2016/97, where that customer would not qualify as a professional client, as defined in point (8) of Article 2(1) of UK MiFIR; or

- (iii) not a qualified investor as defined in Article 2 of Regulation (EU) 2017/1129 as it forms part of domestic law by virtue of the EUWA (the “**UK Prospectus Regulation**”), and
- (b) the expression “**offer**” includes the communication in any form and by any means of sufficient information on the terms of the offer and the Notes to be offered so as to enable an investor to decide to purchase or subscribe for the Notes.

Other Regulatory Restrictions in the United Kingdom

Each Dealer has represented and agreed, and each further Dealer appointed under the Programme will be required to represent and agree, that:

- (a) in relation to any Notes which have a maturity of less than one year, (i) it is a person whose ordinary activities involve it in acquiring, holding, managing or disposing of investments (as principal or agent) for the purposes of its business and (ii) it has not offered or sold and will not offer or sell any Notes other than to persons whose ordinary activities involve them in acquiring, holding, managing or disposing of investments (as principal or as agent) for the purposes of their businesses or who it is reasonable to expect will acquire, hold, manage or dispose of investments (as principal or agent) for the purposes of their businesses where the issue of the Notes would otherwise constitute a contravention of Section 19 of the FSMA by the Issuer or the Guarantor;
- (b) it has only communicated or caused to be communicated and will only communicate or cause to be communicated an invitation or inducement to engage in investment activity (within the meaning of Section 21 of the FSMA) received by it in connection with the issue or sale of any Notes in circumstances in which Section 21(1) of the FSMA does not apply to the Issuer or the Guarantor; and
- (c) it has complied and will comply with all applicable provisions of the FSMA with respect to anything done by it in relation to any Notes in, from or otherwise involving the UK.

Japan

The Notes have not been and will not be registered under the Financial Instruments and Exchange Act of Japan (Act No. 25 of 1948, as amended, the “**Financial Instruments and Exchange Act**”). Accordingly, each Dealer has represented and agreed, and each further Dealer appointed under the Programme will be required to represent and agree, that it has not, directly or indirectly, offered or sold and will not, directly or indirectly, offer or sell any Notes in Japan or to, or for the benefit of, any resident of Japan (which term as used herein means any person resident in Japan, including any corporation or other entity organised under the laws of Japan), or to others for re-offering or resale, directly or indirectly, in Japan or to, or for the benefit of, any resident of Japan, except pursuant to an exemption from the registration requirements of, and otherwise in compliance with, the Financial Instruments and Exchange Act and any other relevant laws and regulations of Japan.

Hong Kong

Each Dealer has represented and agreed, and each further Dealer appointed under the Programme will be required to represent and agree, that:

- (a) it has not offered or sold and will not offer or sell in Hong Kong, by means of any document, any Notes except for Notes which are a “structured product” as defined in the Securities and Futures Ordinance (Cap. 571) of Hong Kong (the “**SFO**”) other than (i) to “professional investors” as defined in the SFO and any rules made under the SFO; or (ii) in other circumstances which do not result in the document being a “prospectus” as defined in

the Companies (Winding Up and Miscellaneous Provisions) Ordinance (Cap. 32) of Hong Kong (the “C(WUMPO)”) or which do not constitute an offer to the public within the meaning of the C(WUMPO); and

- (b) it has not issued or had in its possession for the purposes of issue, and will not issue or have in its possession for the purposes of issue, whether in Hong Kong or elsewhere, any advertisement, invitation or document relating to any Notes, which is directed at, or the contents of which are likely to be accessed or read by, the public of Hong Kong (except if permitted to do so under the securities laws of Hong Kong) other than with respect to Notes which are or are intended to be disposed of only to persons outside Hong Kong or only to “professional investors” as defined in the SFO and any rules made under the SFO.

PRC

Each Dealer represents, warrants and agrees, and each further Dealer appointed under the Programme will be required to represent and agree, that the Notes are not being offered or sold and may not be offered or sold, directly or indirectly, in the PRC (for such purposes, not including the Hong Kong Special Administrative Region of the PRC, the Macau Special Administrative Region of the PRC or Taiwan), except as permitted by the securities laws of the PRC.

Singapore

Each Dealer has acknowledged, and each further Dealer appointed under the Programme will be required to acknowledge, that this Offering Circular has not been registered as a prospectus with the Monetary Authority of Singapore. Accordingly, each Dealer has represented and agreed, and each further Dealer appointed under the Programme will be required to represent and agree, that it has not offered or sold any Notes or caused the Notes to be made the subject of an invitation for subscription or purchase and will not offer or sell any Notes or cause the Notes to be made the subject of an invitation for subscription or purchase, and has not circulated or distributed, nor will it circulate or distribute, this Offering Circular or any other document or material in connection with the offer or sale, or invitation for subscription or purchase, of the Notes, whether directly or indirectly, to any person in Singapore other than (i) to an institutional investor (as defined in Section 4A of the Securities and Futures Act 2001 of Singapore, as modified or amended from time to time (the “SFA”)) pursuant to Section 274 of the SFA, (ii) to a relevant person (as defined in Section 275(2) of the SFA) pursuant to Section 275(1) of the SFA, or any person pursuant to Section 275(1A) of the SFA, and in accordance with the conditions specified in Section 275 of the SFA, or (iii) otherwise pursuant to, and in accordance with the conditions of, any other applicable provision of the SFA.

Where Notes are subscribed or purchased under Section 275 of the SFA by a relevant person which is:

- (a) a corporation (which is not an accredited investor (as defined in Section 4A of the SFA)) the sole business of which is to hold investments and the entire share capital of which is owned by one or more individuals, each of whom is an accredited investor; or
- (b) a trust (where the trustee is not an accredited investor) whose sole purpose is to hold investments and each beneficiary of the trust is an individual who is an accredited investor,

securities or securities-based derivatives contracts (each term as defined in Section 2(1) of the SFA) of that corporation or the beneficiaries’ rights and interest (howsoever described) in that trust shall not be transferred within six months after that corporation or that trust has acquired the Notes pursuant to an offer made under Section 275 of the SFA except:

- (1) to an institutional investor or to a relevant person, or to any person arising from an offer referred to in Section 275(1A) or Section 276(4)(c)(ii) of the SFA;

- (2) where no consideration is or will be given for the transfer;
- (3) where the transfer is by operation of law;
- (4) as specified in Section 276(7) of the SFA; or
- (5) as specified in Regulation 37A of the Securities and Futures (Offers of Investments) (Securities and Securities-based Derivatives Contracts) Regulations 2018.

Singapore SFA Product Classification: In connection with Section 309B of the Securities and Futures Act 2001 of Singapore (the “SFA”) and the Securities and Futures (Capital Markets Products) Regulations 2018 of Singapore (the “CMP Regulations 2018”), unless otherwise specified before an offer of Notes, the Issuer has determined, and hereby notifies all relevant persons (as defined in Section 309A(1) of the SFA), that the Notes are “prescribed capital markets products” (as defined in the CMP Regulations 2018) and Excluded Investment Products (as defined in MAS Notice SFA 04-N12: Notice on the Sale of Investment Products and MAS Notice FAA-N16: Notice on Recommendations on Investment Products).

British Virgin Islands

Each Dealer represents, warrants and agrees, and each further Dealer appointed under the Programme will be required to represent, warrant and agree, that it has not made and will not make any invitation directly or indirectly to the public in the British Virgin Islands or a natural person who is a British Virgin Islands resident or citizen to offer or sell the Notes and the Notes are not being offered or sold and may not be offered or sold, directly or indirectly, in the British Virgin Islands, except as otherwise permitted by British Virgin Islands law.

This Offering Circular does not constitute, and there will not be, an offering of the Notes to any person in the British Virgin Islands.

General

Each Dealer agrees, and each further Dealer appointed under the Programme will be required to agree, that it will (to the best of its knowledge and belief) comply in all material respect with all applicable securities laws, regulations and directives in force in each jurisdiction in which it purchases, offers, sells or delivers Notes or has in its possession or distributes the Offering Circular, any other offering or publicity material or any Pricing Supplement, in all cases at its own expense.

None of the Issuer, the Guarantor, the Trustee or any of the Dealers represent that Notes may at any time lawfully be sold in compliance with any applicable registration or other requirements in any jurisdiction, or pursuant to any exemption available thereunder, or assumes any responsibility for facilitating such sale. With regard to each Tranche, the relevant Dealer(s) will be required to comply with any additional restrictions agreed between the Issuer and the relevant Dealer(s) and set out in the applicable Pricing Supplement.

If a jurisdiction requires that the offering be made by a licensed broker or dealer and the Dealers or any affiliate of the Dealers is a licensed broker or dealer in that jurisdiction, the offering shall be deemed to be made by that Dealer or its affiliate on behalf of the Issuer in such jurisdiction.

GENERAL INFORMATION

AUTHORISATIONS

The Issuer and the Guarantor has obtained all necessary consents, approvals and authorisations in connection with the establishment of the Programme and the issue of the Notes thereunder, provided that (1) the size of the Notes is in the scope authorised by the board of directors and the resolutions of shareholders' meeting of the Guarantor; (2) as for each Tranche of Notes, the Registration Certificate of Enterprise Foreign Debt issued by NDRC is obtained. The establishment of the Programme and the issue of the Notes thereunder was authorised by the resolutions of the board of directors of the Issuer passed on 15 July 2020.

The Guarantor has obtained all necessary consents, approvals and authorisations in connection with the giving and performance of the Guarantee, provided that (1) the size of the Notes is in the scope authorized by the board of directors and the resolutions of shareholders' meeting of the Guarantor; (2) as for each Tranche of Notes, the Registration Certificate of Enterprise Foreign Debt issued by NDRC is obtained; and (3) the relevant Guarantee is registration with SAFE or its local branches.

The PRC counsel to the Issuer, the Guarantor and the Dealers have advised that no approvals or consents are required from any regulatory authorities or other relevant authorities in the PRC for the Issuer and the Guarantor to enter into the Trust Deed and the Agency Agreement and the Guarantor to enter into the Deed of Guarantee, provided that (1) the size of the Notes is in the scope authorised by the board of directors and the resolutions of shareholders' meeting of the Guarantor; (2) as for each Tranche of Notes, the Registration Certificate of Enterprise Foreign Debt issued by NDRC is obtained; and (3) the relevant Guarantee is registered with SAFE or its local branches.

LITIGATION

Except as disclosed in this Offering Circular, there are no legal or arbitration proceedings against or affecting the Issuer, the Guarantor, any of their respective subsidiaries or any of their assets, and neither of the Issuer nor the Guarantor is aware of any pending or threatened proceedings, which are material in the context of the issue of the Notes or the giving of the Guarantee.

NO MATERIAL ADVERSE CHANGE

Except as disclosed in this Offering Circular, since 31 December 2021, there has been no material adverse change, nor any development or event involving a prospective material adverse change, in or affecting the general affairs, financial condition, results of operations or prospects of the Issuer, the Guarantor and any of their respective subsidiaries.

DOCUMENTS AVAILABLE

For so long as Notes may be issued pursuant to this Offering Circular, copies of the following documents will be available (upon written request and proof of holding and identity satisfactory to the Trustee), during usual business hours (being between 9:00 a.m. and 3:00 p.m., Hong Kong time) on any weekday (Saturdays, Sundays and public holidays excepted), for inspection at the principal office of the Agents, being at the date of this Offering Circular, at Level 24, HSBC Main Building, 1 Queen's Road Central, Hong Kong:

- (i) the Trust Deed (which includes the form of the Global Notes, the Global Certificates, the Notes in definitive form, the Coupons, the Receipts and the Talons);
- (ii) the Agency Agreement; and
- (iii) each Deed of Guarantee.

For so long as Notes may be issued pursuant to this Offering Circular, copies of the following documents will be available (upon written request and proof of holding and identity satisfactory to the Issuer), during usual business hours (being between 9:00 a.m. and 3:00 p.m., Hong Kong time) on any weekday (Saturdays, Sundays and public holidays excepted), for inspection at the principal office of the Issuer, being at the date of this Offering Circular, at 18/F, Two Exchange Square, Central, Hong Kong:

- (i) the constitutive documents of each of the Issuer and the Guarantor;
- (ii) the audited consolidated financial statements of the Guarantor as at and for the years ended 31 December 2020 and 2021;
- (iii) each Pricing Supplement (save that a Pricing Supplement related to an unlisted Series of Notes will only be available for inspection by a holder of any such Notes and such holder must produce evidence satisfactory to the Issuer or the Trustee as to its holding of Notes and identity); and
- (iv) a copy of this Offering Circular together with any supplement to this Offering Circular and any other documents incorporated herein or therein referenced.

CLEARING OF THE NOTES

Notes have been accepted for clearance through the Euroclear and Clearstream systems. The relevant ISIN and the Common Code will be specified in the applicable Pricing Supplement. The Issuer may also apply to have Notes accepted for clearance through the CMU. The relevant CMU instrument number will be set out in the relevant Pricing Supplement. If the Notes are to clear through an additional or alternative clearing system the appropriate information will be set out in the relevant Pricing Supplement.

FINANCIAL STATEMENTS

The Consolidated Financial Statements, which are included elsewhere in this Offering Circular, have been audited by PwC, the Guarantor's independent auditor, as stated in their reports appearing herein.

LISTING OF NOTES

Application has been made to the Hong Kong Stock Exchange for the listing of the Programme, and for the permission to deal in, and for the listing of, Notes issued under the Programme during the 12-month period after the date of this Offering Circular on the Hong Kong Stock Exchange by way of debt issues to Professional Investors only.

The issue price of Notes listed on the Hong Kong Stock Exchange will be expressed as a percentage of their nominal amount. It is expected that dealings will, if permission is granted to deal in and for the listing of such Notes, commence on or about the next business day following the date of issue of the relevant Notes. Admission to the Hong Kong Stock Exchange and quotation of any Notes on the Hong Kong Stock Exchange is not to be taken as an indication of the merits of the Programme, the Notes, the Guarantee, the Issuer, the Guarantor or the Group. The Hong Kong Stock Exchange assumes no responsibility for the correctness of any of the statements made or opinions or reports contained herein.

TEFRA D LEGEND

Notes issued pursuant to TEFRA D (other than temporary Global Notes) and any Coupons, Receipts and Talons appertaining thereto will bear the following legend: "Any United States person who holds this obligation will be subject to limitations under the United States income tax laws, including the limitations provided in Sections 165(j) and 1287(a) of the Internal Revenue Code".

INDEX TO FINANCIAL STATEMENTS

Unaudited but Reviewed Financial Statements of the Guarantor as at and for the six months ended 30 June 2022

Report on Review of Interim Financial Information	F-2
Interim Condensed Consolidated Income Statement	F-3
Interim Condensed Consolidated Statement of Comprehensive Income	F-4
Interim Condensed Consolidated Statement of Financial Position	F-5
Interim Condensed Consolidated Statement of Changes in Equity	F-7
Interim Condensed Consolidated Statement of Cash Flows	F-9
Notes to the Interim Condensed Consolidated Financial Statements	F-11

Audited Financial Statements of the Guarantor as at and for the year ended 31 December 2021

Independent Auditor's Report	F-85
Consolidated Income Statement	F-95
Consolidated Statement of Comprehensive Income	F-96
Consolidated Statement of Financial Position	F-97
Consolidated Statement of Changes in Equity	F-100
Consolidated Statement of Cash Flows	F-102
Notes to the Consolidated Financial Statements	F-105

Audited Financial Statements of the Guarantor as at and for the year ended 31 December 2020

Independent Auditor's Report	F-267
Consolidated Income Statement	F-276
Consolidated Statement of Comprehensive Income	F-277
Consolidated Statement of Financial Position	F-278
Consolidated Statement of Changes in Equity	F-281
Consolidated Statement of Cash Flows	F-283
Notes to the Consolidated Financial Statements	F-286

REPORT ON REVIEW OF INTERIM FINANCIAL INFORMATION

To the Board of Directors of CSC Financial Co., Ltd.
(Incorporated in the People's Republic of China with limited liability)

INTRODUCTION

We have reviewed the interim financial information set out on pages 63 to 144, which comprises the interim condensed consolidated statement of financial position of CSC Financial Co., Ltd. (the “Company”) and its subsidiaries (together, the “Group”) as at 30 June 2022 and the interim condensed consolidated income statement, the interim condensed consolidated statement of comprehensive income, the interim condensed consolidated statement of changes in equity and the interim condensed consolidated statement of cash flows for the six-month period then ended, and notes, comprising significant accounting policies and other explanatory information. The Rules Governing the Listing of Securities on The Stock Exchange of Hong Kong Limited require the preparation of a report on interim financial information to be in compliance with the relevant provisions thereof and International Accounting Standard 34 “Interim Financial Reporting”. The directors of the Company are responsible for the preparation and presentation of this interim financial information in accordance with International Accounting Standard 34 “Interim Financial Reporting”. Our responsibility is to express a conclusion on this interim financial information based on our review and to report our conclusion solely to you, as a body, in accordance with our agreed terms of engagement and for no other purpose. We do not assume responsibility towards or accept liability to any other person for the contents of this report.

SCOPE OF REVIEW

We conducted our review in accordance with International Standard on Review Engagements 2410, “Review of Interim Financial Information Performed by the Independent Auditor of the Entity”. A review of interim financial information consists of making inquiries, primarily of persons responsible for financial and accounting matters, and applying analytical and other review procedures. A review is substantially less in scope than an audit conducted in accordance with International Standards on Auditing and consequently does not enable us to obtain assurance that we would become aware of all significant matters that might be identified in an audit. Accordingly, we do not express an audit opinion.

CONCLUSION

Based on our review, nothing has come to our attention that causes us to believe that the interim financial information of the Group is not prepared, in all material respects, in accordance with International Accounting Standard 34 “Interim Financial Reporting”.

PricewaterhouseCoopers
Certified Public Accountants

Hong Kong, 30 August 2022

INTERIM CONDENSED CONSOLIDATED INCOME STATEMENT

FOR THE SIX MONTHS ENDED 30 JUNE 2022
(In RMB thousands, unless otherwise stated)

	Note	Six months ended 30 June	
		2022 (Unaudited)	2021 (Unaudited)
Revenue			
Fee and commission income	6	7,630,578	6,137,040
Interest income	7	4,518,465	4,263,207
Net investment gains	8	2,932,390	3,481,342
		15,081,433	13,881,589
Other income	9	3,767,511	2,588,924
Total revenue and other income		18,848,944	16,470,513
Fee and commission expenses	10	(885,979)	(710,963)
Interest expenses	10	(3,546,577)	(3,433,533)
Staff costs	10	(3,954,670)	(3,402,040)
Tax and surcharges		(78,060)	(73,465)
Other operating expenses and costs	10	(4,815,040)	(3,485,866)
Credit impairment (losses)/reversals	11	(65,104)	305,094
Impairment losses on other assets		(22,037)	(12,475)
Total expenses		(13,367,467)	(10,813,248)
Operating profit		5,481,477	5,657,265
Share of profits and losses of associates		7,183	2,592
Profit before income tax		5,488,660	5,659,857
Income tax expense	12	(1,106,233)	(1,167,286)
Profit for the period		4,382,427	4,492,571
Attributable to:			
Equity holders of the Company		4,375,356	4,529,126
Non-controlling interests		7,071	(36,555)
		4,382,427	4,492,571
Earnings per share attributable to ordinary equity holders of the Company (expressed in RMB yuan per share)			
– Basic and diluted	14	0.52	0.55

The accompanying notes form an integral part of these interim condensed consolidated financial statements.

INTERIM CONDENSED CONSOLIDATED STATEMENT OF COMPREHENSIVE INCOME

FOR THE SIX MONTHS ENDED 30 JUNE 2022

(In RMB thousands, unless otherwise stated)

	Six months ended 30 June	
	2022 (Unaudited)	2021 (Unaudited)
Profit for the period	4,382,427	4,492,571
Other comprehensive income		
Items that may be reclassified to profit or loss in subsequent period		
Net gains on investments in debt instruments measured at fair value through other comprehensive income	146,190	189,094
Net losses on investments in debt instruments measured at fair value through other comprehensive income reclassified to profit or loss on disposal	(103,390)	(5,979)
Income tax relating to these items	(15,898)	(45,863)
	26,902	137,252
Share of other comprehensive income of associates	(50)	25
Foreign currency translation differences	151,486	(17,920)
Items that will not be reclassified subsequently to profit or loss		
Net losses on investments in equity instruments designated as at fair value through other comprehensive income	(18,910)	(138,020)
Income tax relating to these items	-	37,536
	(18,910)	(100,484)
Other comprehensive income for the period, net of tax	159,428	18,873
Total comprehensive income for the period	4,541,855	4,511,444
Attributable to:		
Equity holders of the Company	4,534,784	4,547,999
Non-controlling interests	7,071	(36,555)
	4,541,855	4,511,444

The accompanying notes form an integral part of these interim condensed consolidated financial statements.

INTERIM CONDENSED CONSOLIDATED STATEMENT OF FINANCIAL POSITION

AS AT 30 JUNE 2022

(In RMB thousands, unless otherwise stated)

	Note	30 June 2022 (Unaudited)	31 December 2021 (Audited)
Non-current assets			
Property, plant and equipment	15	628,362	701,008
Right-of-use assets	16	1,669,701	1,822,761
Investment properties		47,003	49,146
Intangible assets	17	498,998	519,133
Investments in associates	19	109,435	111,002
Financial assets at fair value through profit or loss	20	8,780,749	7,576,009
Financial assets held under resale agreements	22	4,884	9,906
Refundable deposits	23	10,851,512	10,395,629
Deferred tax assets	24	2,238,608	1,967,844
Other non-current assets	25	87,438	94,082
Total non-current assets		24,916,690	23,246,520
Current assets			
Margin accounts	26	52,980,150	57,808,146
Accounts receivable	27	25,830,734	23,075,172
Financial assets at fair value through profit or loss	20	144,192,549	153,971,907
Financial assets at fair value through other comprehensive income	21	55,548,514	48,358,146
Derivative financial assets	28	2,797,348	2,517,942
Financial assets held under resale agreements	22	21,122,026	19,011,848
Cash held on behalf of clients	29	108,159,807	88,118,755
Cash and bank balances	30	28,831,806	36,002,716
Other current assets	31	934,156	680,274
Total current assets		440,397,090	429,544,906
Total assets		465,313,780	452,791,426
Current liabilities			
Accounts payable to brokerage clients	32	114,389,211	93,082,812
Lease liabilities	33	457,190	444,289
Derivative financial liabilities	28	3,903,811	4,295,326
Financial liabilities at fair value through profit or loss	34	4,546,030	2,345,498
Financial assets sold under repurchase agreements	35	95,950,952	99,595,667
Placements from banks and other financial institutions	36	2,510,406	8,528,656
Taxes payable	37	892,996	1,486,151
Short-term borrowings	38	563,412	987,374
Short-term financing instruments payable	39	15,714,848	18,290,179
Other current liabilities	40	72,729,070	75,365,016
Total current liabilities		311,657,926	304,420,968

INTERIM CONDENSED CONSOLIDATED STATEMENT OF FINANCIAL POSITION (CONTINUED)

AS AT 30 JUNE 2022

(In RMB thousands, unless otherwise stated)

	Note	30 June 2022 (Unaudited)	31 December 2021 (Audited)
Net current assets		128,739,164	125,123,938
Total assets less current liabilities		153,655,854	148,370,458
Non-current liabilities			
Financial liabilities at fair value through profit or loss	34	7,835,101	5,454,391
Bonds in issue	41	54,108,672	60,020,192
Lease liabilities	33	1,212,843	1,359,022
Deferred tax liabilities	24	1,587,516	1,525,316
Other non-current liabilities		2,948	5,253
Total non-current liabilities		64,747,080	68,364,174
Net assets		88,908,774	80,006,284
Equity			
Share capital	42	7,756,695	7,756,695
Other equity instruments	43	22,912,302	14,937,500
Reserves	44	31,484,165	31,323,286
Retained earnings		26,714,382	25,800,975
Equity attributable to equity holders of the Company		88,867,544	79,818,456
Non-controlling interests		41,230	187,828
Total equity		88,908,774	80,006,284

The accompanying notes form an integral part of these interim condensed consolidated financial statements.

Approved and authorized for issue by the Board of Directors on 30 August 2022.

Wang Changqing

Chairman

Li Geping

Executive Director and General Manager

INTERIM CONDENSED CONSOLIDATED STATEMENT OF CHANGES IN EQUITY

FOR THE SIX MONTHS ENDED 30 JUNE 2022
(In RMB thousands, unless otherwise stated)

	Attributable to equity holders of the Company											
	Note	Share capital	Other equity instruments	Reserves					Retained earnings	Subtotal	Non-controlling interests	Total
				Capital reserve	Surplus reserves	General reserves	Investment revaluation reserve	Foreign currency translation reserve				
At 1 January 2022 (Audited)		7,756,695	14,937,500	12,447,626	5,616,762	12,514,173	713,053	31,672	25,800,975	79,818,456	187,828	80,006,284
Profit for the period		-	-	-	-	-	-	-	4,375,356	4,375,356	7,071	4,382,427
Other comprehensive income for the period		-	-	-	-	-	7,942	151,486	-	159,428	-	159,428
Total comprehensive income for the period		-	-	-	-	-	7,942	151,486	4,375,356	4,534,784	7,071	4,541,855
Capital injected by equity holders												
- Capital injected by other equity instrument holders	43	-	7,974,802	-	-	-	-	-	-	7,974,802	-	7,974,802
- Others		-	-	(30,626)	-	-	-	-	-	(30,626)	(152,934)	(183,560)
Appropriation to general reserve	44	-	-	-	-	32,077	-	-	(32,077)	-	-	-
Dividends to equity holders		-	-	-	-	-	-	-	(3,063,894)	(3,063,894)	-	(3,063,894)
Distribution to other equity instrument holders		-	-	-	-	-	-	-	(365,978)	(365,978)	-	(365,978)
Dividends to non-controlling interests		-	-	-	-	-	-	-	-	-	(735)	(735)
At 30 June 2022 (Unaudited)		<u>7,756,695</u>	<u>22,912,302</u>	<u>12,417,000</u>	<u>5,616,762</u>	<u>12,546,250</u>	<u>720,995</u>	<u>183,158</u>	<u>26,714,382</u>	<u>88,867,544</u>	<u>41,230</u>	<u>88,908,774</u>

The accompanying notes form an integral part of these interim condensed consolidated financial statements.

INTERIM CONDENSED CONSOLIDATED STATEMENT OF CHANGES IN EQUITY (CONTINUED)

FOR THE SIX MONTHS ENDED 30 JUNE 2022

(In RMB thousands, unless otherwise stated)

	Attributable to equity holders of the Company											
	Note	Share capital	Other equity instruments	Reserves					Retained earnings	Subtotal	Non-controlling interests	Total
				Capital reserve	Surplus reserves	General reserves	Investment revaluation reserve	Foreign currency translation reserve				
At 1 January 2021 (Audited)		7,756,695	9,961,509	12,490,667	4,524,647	10,548,880	286,290	90,370	22,076,125	67,735,183	336,264	68,071,447
Profit for the period		-	-	-	-	-	-	-	4,529,126	4,529,126	(36,555)	4,492,571
Other comprehensive income for the period		-	-	-	-	-	36,793	(17,920)	-	18,873	-	18,873
Total comprehensive income for the period		-	-	-	-	-	36,793	(17,920)	4,529,126	4,547,999	(36,555)	4,511,444
Capital injected by equity holders												
- Capital injected by other equity instrument holders	43	-	4,975,991	-	-	-	-	-	-	4,975,991	-	4,975,991
- Others		-	-	(43,042)	-	-	-	-	-	(43,042)	(101,519)	(144,561)
Appropriation to general reserve	44	-	-	-	-	28,236	-	-	(28,236)	-	-	-
Dividends to equity holders		-	-	-	-	-	-	-	(2,908,761)	(2,908,761)	-	(2,908,761)
Distribution to other equity instrument holders		-	-	-	-	-	-	-	(232,616)	(232,616)	-	(232,616)
At 30 June 2021 (Unaudited)		<u>7,756,695</u>	<u>14,937,500</u>	<u>12,447,625</u>	<u>4,524,647</u>	<u>10,577,116</u>	<u>323,083</u>	<u>72,450</u>	<u>23,435,638</u>	<u>74,074,754</u>	<u>198,190</u>	<u>74,272,944</u>

The accompanying notes form an integral part of these interim condensed consolidated financial statements.

INTERIM CONDENSED CONSOLIDATED STATEMENT OF CASH FLOWS

FOR THE SIX MONTHS ENDED 30 JUNE 2022
(In RMB thousands, unless otherwise stated)

	Six months ended 30 June	
	2022 (Unaudited)	2021 (Unaudited)
Cash flows from operating activities		
Profit before income tax	5,488,660	5,659,857
Adjustments for:		
Interest expenses on bonds in issue, short-term financing instruments payable, borrowings and lease liabilities	1,944,705	1,831,095
Dividend income and interest income from financial assets at fair value through other comprehensive income	(844,578)	(983,999)
Net gains from disposal of financial assets at fair value through other comprehensive income	(111,779)	(54,542)
Net gains from disposal of subsidiaries and associates	–	(55,405)
Share of profits from associates and joint ventures	(7,183)	(2,592)
Net gains on disposal of property, plant, equipment and other assets	(385)	(299)
Revaluation gains on financial instruments at fair value through profit or loss	(46,822)	(208,459)
Net foreign exchange gains	(10,875)	(7,326)
Depreciation and amortization	488,355	356,646
Credit impairment losses/(reversals)	65,104	(305,094)
Impairment losses on other assets	22,037	12,475
	6,987,239	6,242,357
Net changes in operating assets		
Margin accounts	4,898,191	(8,858,390)
Financial assets at fair value through profit or loss	8,142,648	(2,435,714)
Cash held on behalf of clients	(20,049,277)	(14,754,733)
Financial assets held under resale agreements	(2,111,991)	(244,079)
Other operating assets	(3,570,221)	(5,910,093)
	(12,690,650)	(32,203,009)
Net changes in operating liabilities		
Accounts payable to brokerage clients	21,306,399	15,093,550
Financial liabilities at fair value through profit or loss	5,095,759	1,642,606
Financial assets sold under repurchase agreements	(3,612,771)	3,185,773
Placements from banks and other financial institutions	(6,000,000)	–
Other operating liabilities	389,845	5,813,066
	17,179,232	25,734,995
Net cash inflow/(outflow) from operating activities before tax	11,475,821	(225,657)
Income tax paid	(1,619,916)	(1,695,279)
Net cash inflow/(outflow) from operating activities	9,855,905	(1,920,936)

INTERIM CONDENSED CONSOLIDATED STATEMENT OF CASH FLOWS (CONTINUED)

FOR THE SIX MONTHS ENDED 30 JUNE 2022

(In RMB thousands, unless otherwise stated)

	Six months ended 30 June	
	2022 (Unaudited)	2021 (Unaudited)
Cash flows from investing activities		
Net cash flow from purchase or disposal of financial assets at fair value through other comprehensive income	(6,936,664)	3,693,285
Dividend income and interest income received from financial assets at fair value through other comprehensive income	843,884	1,127,648
Cash paid for purchase of property, plant and equipment, intangible assets and other assets	(110,206)	(134,119)
Net cash flow from investments in associates	-	131,557
Other cash flows from investing activities	9,268	662
Net cash (outflow)/inflow from investing activities	(6,193,718)	4,819,033
Cash flows from financing activities		
Cash inflows from issuing perpetual bonds	8,000,000	5,000,000
Cash inflows from borrowing activities	2,919,758	20,590,842
Cash inflows from issuing bonds	33,016,430	70,856,968
Cash outflows from distribution to other equity instrument holders	(402,500)	(195,000)
Cash outflows from distribution to subsidiaries' non-controlling equity holders	(735)	-
Repayments of debts	(51,765,199)	(94,082,637)
Repayments of interest on debts	(1,928,145)	(1,714,515)
Other cash outflows from financing activities	(507,158)	(518,253)
Net cash outflow from financing activities	(10,667,549)	(62,595)
Net change in cash and cash equivalents	(7,005,362)	2,835,502
Cash and cash equivalents at the beginning of the period	35,235,352	27,765,499
Effect of exchange rate changes on cash and cash equivalents	170,813	(38,899)
Cash and cash equivalents at the end of the period (Note 45)	28,400,803	30,562,102

The accompanying notes form an integral part of these interim condensed consolidated financial statements.

NOTES TO THE INTERIM CONDENSED CONSOLIDATED FINANCIAL STATEMENTS

FOR THE SIX MONTHS ENDED 30 JUNE 2022

(In RMB thousands, unless otherwise stated)

1 GENERAL INFORMATION

CSC Financial Co., Ltd. (the “Company”) (formerly known as China Securities Finance Co., Ltd.) is the successor entity of China Securities Finance Limited Liability Company which was approved for establishment by the China Securities Regulatory Commission (the “CSRC”) on 2 November 2005. The original registered capital of the Company was RMB2,700,000,000. The registered address of the Company is Unit 4, No.66 Anli Road, Chaoyang District, Beijing, the People’s Republic of China (the “PRC”).

The Company received the approval of CSRC on 30 June 2011 to convert into a joint stock company, with registered capital increased to RMB6,100,000,000.

The Company completed its initial public offering of overseas listed foreign shares (“H shares”) on The Stock Exchange of Hong Kong Limited on 9 December 2016. Under this offering, the Company issued a total of 1,076,470,000 new shares with a nominal value of RMB1 per share. On 5 January 2017, the Company issued an additional 69,915,238 H shares through partial exercise of the over-allotment option with a nominal value of RMB1 per share. The registered capital of the Company increased to RMB7,246,385,238 after such issuance. The Company completed the industrial and commercial registration for these changes on 5 June 2017, and obtained its new business license with the Unified Social Credit Code of 91110000781703453H on 9 June 2017.

The Company completed its initial public offering of domestic listed shares (“A shares”) on the Shanghai Stock Exchange on 20 June 2018. The Company issued a total of 400,000,000 shares with a nominal value of RMB1 per share. After this issuance, the share capital of the Company increased to RMB7,646,385,238. The Company completed the registration procedure for its non-public offering of A-shares in the Shanghai branch of China Securities Depository and Clearing Co., Ltd. on 28 December 2020. The Company issued a total of 110,309,559 shares with a nominal value of RMB1 per share. After this issuance, the share capital of the Company increased to RMB7,756,694,797. And the company completed the registration procedures for the change of business license related to the registered capital on 25 June 2021.

The principal activities of the Company and its subsidiaries (collectively, the “Group”) include securities brokerage, financial advisory relating to securities trading and securities investment activities, securities underwriting and sponsoring, proprietary trading and investment of securities, securities asset management, agency sale of securities investment funds, introducing brokerage for futures companies, margin financing and securities lending services, agency sale of financial products, market-making of stock options, custodian services for securities investment funds, and sale of precious metal products, commodity futures brokerage, financial futures brokerage and asset management, equity investment and corporate management services, investment management, raising and management of investment funds, investment management of equity investment, investment consulting, project consulting.

NOTES TO THE INTERIM CONDENSED CONSOLIDATED FINANCIAL STATEMENTS (CONTINUED)

FOR THE SIX MONTHS ENDED 30 JUNE 2022

(In RMB thousands, unless otherwise stated)

2 BASIS OF PREPARATION

The unaudited interim condensed consolidated financial statements for the six months ended 30 June 2022 have been prepared in accordance with International Accounting Standard (“IAS”) 34 “Interim Financial Reporting”, as well as with all applicable disclosure provisions of the Rules Governing the Listing of Securities on the Stock Exchange of Hong Kong Limited.

The interim condensed consolidated financial statements should be read in conjunction with the Group’s annual consolidated financial statements for the year ended 31 December 2021, which have been audited.

3 SIGNIFICANT ACCOUNTING POLICIES

The unaudited interim condensed consolidated financial statements have been prepared on the historical cost basis, except for certain financial instruments which are measured at fair value. Except for those described below, the accounting policies used in preparing the interim condensed consolidated financial statements are the same as those adopted in the preparation of the Group’s annual consolidated financial statements for the year ended 31 December 2021.

3.1 Amendments to the accounting standards effective in 2022 and adopted by the Group

In the current interim period, the Group has adopted the following International Financial Reporting Standards (“IFRSs”) and amendments issued by the International Accounting Standards Board (“IASB”), that are mandatorily effective for the current interim period. Descriptions of these standards and amendments were disclosed in the Group’s annual consolidated financial statements for the year ended 31 December 2021.

(1)	Amendments to IFRS 3	Business Combinations
(2)	Amendments to IAS16	Property, Plant and Equipment
(3)	Amendments to IAS 37	Provisions, Contingent Liabilities and Contingent Assets
(4)	Amendments to IFRS 1, IFRS 9, IFRS 16 and IAS 41	IASB Annual Improvements 2018 -2020 cycle

The adoption of the above-mentioned standards and amendments does not have a significant impact on the operating results, comprehensive income, or financial position of the Group.

NOTES TO THE INTERIM CONDENSED CONSOLIDATED FINANCIAL STATEMENTS (CONTINUED)

*FOR THE SIX MONTHS ENDED 30 JUNE 2022
(In RMB thousands, unless otherwise stated)*

3 SIGNIFICANT ACCOUNTING POLICIES (CONTINUED)

- 3.2 Standards and amendments relevant to the Group that are not yet effective and have not been adopted before their effective dates by the Group

The Group has not adopted the following new and amended standards that have been issued but are not yet effective.

			Effective for annual periods beginning on or after
(1)	Amendments to IAS 1	Classification of Liabilities	1 January 2024
(2)	Amendments to IFRS 17	Insurance Contracts	1 January 2023
(3)	Amendments to IFRS 10 and IAS 28	Sale or Contribution of Assets between An Investor and Its Associate or Joint Venture	The amendments were originally intended to be effective for annual periods beginning on or after 1 January 2016. The effective date has now been deferred. Early application of the amendments continues to be permitted.
(4)	Amendments to IAS 1, IFRS Practice Statement 2 and IAS 8	Disclosure of Material Accounting Policy Information, and Distinction of Changes in Accounting Policies from Changes in Accounting Estimates	1 January 2023
(5)	Amendments to IAS 12	Deferred tax related to assets and liabilities arising from a single transaction	1 January 2023

Descriptions of these standards and amendments were disclosed in the Group's annual consolidated financial statements for the year ended 31 December 2021. The Group anticipates that the adoption of the amendments will not have a significant impact on the Group's consolidated financial statements.

3.3 Significant Accounting Judgements and Estimates

The preparation of interim condensed consolidated financial statements requires management to make judgements, estimates and assumptions that affect the application of accounting policies and the reported amounts of assets and liabilities, and income and expenses. Actual results may differ from these estimates.

In preparing these interim condensed consolidated financial statements, the significant judgements made by management in applying the Group's accounting policies and the key sources of estimation uncertainties were the same as those that applied to the Group's consolidated financial statements for the year ended 31 December 2021.

NOTES TO THE INTERIM CONDENSED CONSOLIDATED FINANCIAL STATEMENTS (CONTINUED)

FOR THE SIX MONTHS ENDED 30 JUNE 2022

(In RMB thousands, unless otherwise stated)

4 TAXATION

According to relevant PRC tax policies, the most significant categories of taxes to which the Group is currently subjected are as follows:

(1) Income tax

From 1 January 2008, the “Enterprise Income Tax Law of the PRC” and the “Regulations on the Implementation of Enterprise Income Tax Law of the PRC” became effective for the Company and its subsidiaries excluding China Futures Co., Ltd. and China Securities (International) Finance Holding Co., Ltd. Income tax computation and payment are governed by the “Announcement of the State Administration of Taxation on Printing and Distributing Administrative Measures for Collection of Consolidated Payments of Enterprise Income Tax by Enterprises with Multi-Location Operations” (Public Notice of the State Administration of Taxation [2012] No. 57). The PRC Enterprise income tax rate applicable to the Company is 25%.

In accordance with Explanation on Implementation of Tax Preferential Treatments concerning Western China Development Strategy issued by local taxation bureau in Yuzhong District, Chongqing City and Announcement on Continuation of Implementation of Tax Preferential Treatments concerning Western China Development Strategy [2020] No. 23 issued by the Ministry of Finance (the “MOF”), the State Administration of Taxation (the “SAT”) and the National Development and Reform Commission, the applicable income tax rates for China Futures Co., Ltd. is 15%.

The income tax rate for China Securities (International) Finance Holding Co., Ltd. is 16.5%.

(2) Value added tax

Pursuant to the “Circular regarding the Comprehensive Implementation of the Pilot Programs for Transformation from Business Taxes to Value-added Taxes (the “VAT Pilot Programs”)” (Cai Shui [2016] No.36), the “Circular regarding Further Clarification of Relevant Policies Applicable to the Financial Sector in the Comprehensive Implementation of the VAT Pilot Programs (Cai Shui [2016] No.46), the “Supplementary Circular regarding VAT Policies Applicable to Transactions between Financial Institutions” (Cai Shui [2016] No.70) issued by the MOF and the SAT of the PRC, effective from 1 May 2016, the Group is subject to value-added taxes on its income from principal businesses at 6%.

In accordance with the “Circular regarding the Value-added Taxes Policies for Financial, Real Estate Development and Education Ancillary and Other Services” (Cai Shui [2016] No.140), the “Supplementary Circular regarding Issues concerning Value-added Taxes Policies for Asset Management Products” (Cai Shui [2017] No.2) and the “Circular on the Relevant Issues concerning Value-added Tax Levied on Asset Management Products” (Cai Shui [2017] No.56), the Group shall pay VAT at rate of 3% for related asset management taxable activities undertaken after 1 January 2018 as the manager of asset management products.

After the implementation of the VAT Pilot Programs, the Group’s related income is presented at value net of its respective VAT in the consolidated income statement.

NOTES TO THE INTERIM CONDENSED CONSOLIDATED FINANCIAL STATEMENTS (CONTINUED)

FOR THE SIX MONTHS ENDED 30 JUNE 2022
(In RMB thousands, unless otherwise stated)

4 TAXATION (CONTINUED)

- (3) Urban maintenance and construction taxes and educational surcharges are charged at 7% and 3% of VAT payable, respectively. In addition, according to the provisions of “Administrative Measures for Collection and Usage of Local Educational Surcharges in Beijing” (Jing Zheng Fa [2011] No.72), since 1 January 2012, the local educational surcharges of the Company’s head office and securities trading department located in Beijing are paid at 2% of the total amount of value-added tax payable.
- (4) Vehicle and vessel taxes, property taxes and stamp duties are levied in accordance with the provisions of the relevant tax laws and regulations.

5 OPERATING SEGMENT INFORMATION

For management purposes, the Group’s operating businesses are structured and managed separately according to the nature of their operations and the services they provide. Each of the Group’s operating segments represents a strategic business engaged in the following activities.

Investment banking segment: provides investment banking services, including financial advisory, sponsoring, underwriting of equity and debt securities.

Wealth management segment: serves as a brokerage agent for corporate and personal clients in the trading of equity stocks, funds, bonds and futures; and provides margin financing and securities lending services to these clients.

Trading and institutional client services segment: engages in trading of financial products; serves as a brokerage agent for institutional clients (financial institutions) in the trading of equity stocks, funds and bonds, and provides them with margin financing and securities lending; provides services in relation to sales of financial products to institutional clients, and provides specialized research and advisory services to assist their investment decision-making.

Asset management segment: develops asset management products, fund management products services, and private placement offerings, and provides related services through subsidiaries and consolidated structured entities.

Other segment: primarily commodity trading and the treasury function from the head office.

Management monitors the performance and results of these operating segments for considerations of resource allocation and operating decision-making.

Income taxes are managed as a whole and are not allocated to operating segments.

NOTES TO THE INTERIM CONDENSED CONSOLIDATED FINANCIAL STATEMENTS (CONTINUED)

FOR THE SIX MONTHS ENDED 30 JUNE 2022

(In RMB thousands, unless otherwise stated)

5 OPERATING SEGMENT INFORMATION (CONTINUED)

	For the six months ended 30 June 2022					
	Investment banking	Wealth management	Trading and institutional client services	Asset management	Others	Total
Segment revenue and other income						
Fee and commission income	2,937,991	2,167,908	1,887,344	637,335	-	7,630,578
Interest income	-	2,347,614	1,792,260	5,011	373,580	4,518,465
Net investment gains	-	-	2,923,411	8,979	-	2,932,390
Other income	300	37,607	110,781	13,832	3,604,991	3,767,511
Total revenue and other income	2,938,291	4,553,129	6,713,796	665,157	3,978,571	18,848,944
Segment expenses	(1,593,848)	(3,206,732)	(4,473,562)	(331,772)	(3,761,553)	(13,367,467)
Including: Interest expenses	(55,151)	(1,092,958)	(2,346,985)	(24,145)	(27,338)	(3,546,577)
Credit impairment (losses)/reversals	(110)	(17,938)	(47,901)	-	845	(65,104)
Impairment losses on other assets	-	-	-	-	(22,037)	(22,037)
Operating profit	1,344,443	1,346,397	2,240,234	333,385	217,018	5,481,477
Share of profits and losses of associates	-	-	-	(63)	7,246	7,183
Profit before income tax	1,344,443	1,346,397	2,240,234	333,322	224,264	5,488,660
Income tax expense						(1,106,233)
Net profit for the period						4,382,427
Other segment information:						
Depreciation and amortization	126,043	124,715	181,932	30,598	25,067	488,355
Capital expenditure	27,753	28,864	41,007	6,413	6,169	110,206

NOTES TO THE INTERIM CONDENSED CONSOLIDATED FINANCIAL STATEMENTS (CONTINUED)

FOR THE SIX MONTHS ENDED 30 JUNE 2022
(In RMB thousands, unless otherwise stated)

5 OPERATING SEGMENT INFORMATION (CONTINUED)

	For the six months ended 30 June 2021					
	Investment banking	Wealth management	Trading and institutional client services	Asset management	Others	Total
Segment revenue and other income						
Fee and commission income	2,059,006	2,054,460	1,390,646	632,928	–	6,137,040
Interest income	–	2,252,311	1,628,413	3,996	378,487	4,263,207
Net investment gains	–	–	3,492,014	(10,672)	–	3,481,342
Other income	–	25,999	22	2,828	2,560,075	2,588,924
Total revenue and other income	2,059,006	4,332,770	6,511,095	629,080	2,938,562	16,470,513
Segment expenses	(1,175,302)	(2,882,036)	(3,758,535)	(354,036)	(2,643,339)	(10,813,248)
Including: Interest expenses	(38,650)	(1,049,049)	(2,276,650)	(55,787)	(13,397)	(3,433,533)
Credit impairment (losses)/reversals	–	75,403	228,479	–	1,212	305,094
Impairment losses on other assets	–	–	–	–	(12,475)	(12,475)
Operating profit	883,704	1,450,734	2,752,560	275,044	295,223	5,657,265
Share of profits and losses of associates	–	–	–	(510)	3,102	2,592
Profit before income tax	883,704	1,450,734	2,752,560	274,534	298,325	5,659,857
Income tax expense						(1,167,286)
Net profit for the period						4,492,571
Other segment information:						
Depreciation and amortization	69,162	106,054	137,540	30,782	13,108	356,646
Capital expenditure	25,807	41,986	50,507	10,834	4,985	134,119

NOTES TO THE INTERIM CONDENSED CONSOLIDATED FINANCIAL STATEMENTS (CONTINUED)

FOR THE SIX MONTHS ENDED 30 JUNE 2022

(In RMB thousands, unless otherwise stated)

6 FEE AND COMMISSION INCOME

	Six months ended 30 June	
	2022	2021
Brokerage services income	3,739,672	3,359,316
Investment banking income	2,937,991	2,059,006
Asset and fund management income	637,335	632,928
Others	315,580	85,790
Total	7,630,578	6,137,040

7 INTEREST INCOME

	Six months ended 30 June	
	2022	2021
Margin financing and securities lending	1,855,200	1,881,349
Bank deposits	1,492,963	1,239,824
Financial assets at fair value through other comprehensive income	838,692	786,959
Financial assets held under resale agreements	231,879	335,924
Others	99,731	19,151
Total	4,518,465	4,263,207

8 NET INVESTMENT GAINS

	Six months ended 30 June	
	2022	2021
Net (losses)/gains from financial assets at fair value through profit or loss	(371,849)	3,935,011
Dividend income from financial assets at fair value through other comprehensive income	5,886	197,040
Net gains from disposal of associates	-	55,405
Net gains from disposal of financial assets at fair value through other comprehensive income	111,779	54,542
Net gains/(losses) from financial liabilities at fair value through profit or loss	467,112	(269,373)
Net gains/(losses) from derivatives	2,597,352	(452,577)
Net gains/(losses) attributable to other interest holders of consolidated structured entities	122,110	(38,706)
Total	2,932,390	3,481,342

NOTES TO THE INTERIM CONDENSED CONSOLIDATED FINANCIAL STATEMENTS (CONTINUED)

FOR THE SIX MONTHS ENDED 30 JUNE 2022
(In RMB thousands, unless otherwise stated)

9 OTHER INCOME

	Six months ended 30 June	
	2022	2021
Income from bulk commodity trading	3,568,944	2,524,354
Rental income	7,458	9,612
Net gains on foreign exchange	121,491	7,326
Government grants	16,475	3,773
Gains on disposal of property, plant and equipment	385	437
Others	52,758	43,422
Total	3,767,511	2,588,924

10 EXPENSES

	Six months ended 30 June	
	2022	2021
Fee and commission expenses:		
Brokerage expenses	681,475	578,027
Investment banking expenses	106,124	99,197
Others	98,380	33,739
Total	885,979	710,963
Interest expenses:		
Bonds in issue	1,696,745	1,363,640
Financial assets sold under repurchase agreements	928,512	968,202
Placements from banks and other financial institutions	337,076	436,560
Short-term financing instruments payable	214,855	443,292
Accounts payable to brokerage clients	255,619	145,007
Lease liabilities	30,597	17,121
Borrowings	2,508	7,042
Others	80,665	52,669
Total	3,546,577	3,433,533
Staff costs (including directors' and supervisors' remuneration):		
Salaries, bonuses and allowances	3,345,018	2,929,814
Staff benefits	349,778	265,136
Contributions to defined contribution schemes (i)	259,874	207,090
Total	3,954,670	3,402,040

NOTES TO THE INTERIM CONDENSED CONSOLIDATED FINANCIAL STATEMENTS (CONTINUED)

FOR THE SIX MONTHS ENDED 30 JUNE 2022

(In RMB thousands, unless otherwise stated)

10 EXPENSES (CONTINUED)

(i) Retirement benefits are included, and their nature is described below:

Full-time employees of the Group in Mainland China are covered by various government-sponsored retirement plans including social pension schemes and corporate pension schemes, under which the employees are entitled to a monthly pension. Relevant government agencies determine the amount of pension benefits and are responsible for the related pension liabilities to eligible retired employees. The Group is required to make monthly contributions to these government-sponsored retirement plans for active employees, which are expensed as incurred. The Group has no obligation for post-retirement benefits beyond these contributions.

In addition, the Group participates in various defined contribution retirement schemes for its qualified employees in certain countries or regions outside of Mainland China.

Other operating expenses and costs:

	Six months ended 30 June	
	2022	2021
Cost of bulk commodity trading	3,566,284	2,510,421
Depreciation and amortization expenses	488,355	356,646
Office operating expenses	144,355	69,456
Electronic equipment operating expenses	106,470	103,393
Membership fees of exchanges	85,642	61,468
Business travel expenses	68,678	85,348
Postal and communication expenses	50,360	43,613
Securities investor protection fund	46,759	41,127
Business entertainment expenses	44,844	54,188
Consulting expenses	40,031	32,423
Auditors' remuneration	3,348	3,528
Others	169,914	124,255
Total	4,815,040	3,485,866

11 CREDIT IMPAIRMENT LOSSES/(REVERSALS)

	Six months ended 30 June	
	2022	2021
Financial assets at fair value through other comprehensive income	54,202	13,222
Margin financing	8,193	16,688
Financial assets held under resale agreements	2,258	(334,031)
Others	451	(973)
Total	65,104	(305,094)

NOTES TO THE INTERIM CONDENSED CONSOLIDATED FINANCIAL STATEMENTS (CONTINUED)

*FOR THE SIX MONTHS ENDED 30 JUNE 2022
(In RMB thousands, unless otherwise stated)*

12 INCOME TAX EXPENSE

(1) Income tax

	Six months ended 30 June	
	2022	2021
Current income tax		
– Mainland China	1,327,094	1,323,162
– Outside Mainland China	62	1,148
Subtotal	1,327,156	1,324,310
Deferred income tax	(220,923)	(157,024)
Total	1,106,233	1,167,286

(2) Reconciliation between income tax and accounting profit

A reconciliation of the income tax expense applicable to profit before tax at the PRC statutory income tax rate of 25% to income tax expense at the Group's effective income tax rate is as follows:

	Six months ended 30 June	
	2022	2021
Profit before income tax	5,488,660	5,659,857
Income tax at the PRC statutory income tax rate	1,372,165	1,414,964
Effects of different applicable rates of tax prevailing in various jurisdictions	(29,697)	(35,964)
Non-deductible expenses	8,699	5,725
Non-taxable income	(239,677)	(157,223)
Others	(5,257)	(60,216)
Income tax expenses at the Group's effective income tax rate	1,106,233	1,167,286

NOTES TO THE INTERIM CONDENSED CONSOLIDATED FINANCIAL STATEMENTS (CONTINUED)

FOR THE SIX MONTHS ENDED 30 JUNE 2022

(In RMB thousands, unless otherwise stated)

13 DIVIDENDS

	Six months ended 30 June	
	2022	2021
Dividends distribution to ordinary shareholders	3,063,894	2,908,761
Distribution to other equity instrument holders (Note 14(i))	365,978	232,616

A cash dividend of RMB3.95 (tax inclusive) per 10 ordinary shares related to the year of 2021 amounting to RMB3,064 million (tax inclusive) in total and based on 7,756,694,797 shares was approved at the annual general meeting held on 28 June 2022. All dividends were distributed on 18 August 2022.

A cash dividend of RMB3.75 (tax inclusive) per 10 ordinary shares related to the year of 2020 amounting to RMB2,909 million (tax inclusive) in total and based on 7,756,694,797 shares was approved at the annual general meeting held on 29 June 2021. All dividends were distributed on 19 August 2021.

14 EARNINGS PER SHARE ATTRIBUTABLE TO ORDINARY EQUITY HOLDERS OF THE COMPANY

Basic earnings per share was calculated by dividing profit for the year attributable to ordinary equity holders of the Company by the weighted average number of ordinary shares outstanding. The calculations of basic and diluted earnings per share are based on:

	Six months ended 30 June	
	2022	2021
Earnings:		
Profit attributable to equity holders of the Company	4,375,356	4,529,126
Less: Profit attributable to other equity instrument holders of the Company (i)	(365,978)	(232,616)
Profit attributable to ordinary equity holders of the Company	4,009,378	4,296,510
Shares:		
Weighted average number of ordinary shares in issue (thousand)	7,756,695	7,756,695
Basic and diluted earnings per share (in RMB yuan)	0.52	0.55

There were no dilutive shares during the six months ended 30 June 2022 (six months ended 30 June 2021: None).

(i) As of 30 June 2022, there were five tranches of perpetual subordinated bonds existed under the terms and conditions as detailed in Note 43 Other Equity Instruments.

For the purpose of calculating basic earnings per ordinary share, profit attributable to other equity holders was deducted from the profit attributable to ordinary equity holders of the Company.

NOTES TO THE INTERIM CONDENSED CONSOLIDATED FINANCIAL STATEMENTS (CONTINUED)

FOR THE SIX MONTHS ENDED 30 JUNE 2022

(In RMB thousands, unless otherwise stated)

15 PROPERTY, PLANT AND EQUIPMENT

	Properties and buildings	Electronic devices	Transportation vehicles	Communication equipment	Office equipment	Security equipment	Others	Total
Cost								
1 January 2022	421,191	951,128	35,030	4,813	77,232	8,230	37,149	1,534,773
Increases	2,392	39,517	1,080	8	687	511	-	44,195
Decreases	-	(4,326)	(1,123)	(185)	(232)	(167)	-	(6,033)
30 June 2022	<u>423,583</u>	<u>986,319</u>	<u>34,987</u>	<u>4,636</u>	<u>77,687</u>	<u>8,574</u>	<u>37,149</u>	<u>1,572,935</u>
Accumulated depreciation								
1 January 2022	(154,151)	(534,360)	(31,031)	(3,632)	(69,564)	(6,263)	(34,764)	(833,765)
Increases	(7,057)	(106,238)	(483)	(165)	(1,628)	(321)	(901)	(116,793)
Decreases	-	4,408	1,089	111	233	144	-	5,985
30 June 2022	<u>(161,208)</u>	<u>(636,190)</u>	<u>(30,425)</u>	<u>(3,686)</u>	<u>(70,959)</u>	<u>(6,440)</u>	<u>(35,665)</u>	<u>(944,573)</u>
Net carrying amount								
30 June 2022	<u>262,375</u>	<u>350,129</u>	<u>4,562</u>	<u>950</u>	<u>6,728</u>	<u>2,134</u>	<u>1,484</u>	<u>628,362</u>
Cost								
1 January 2021	413,761	826,027	36,670	6,743	76,659	8,699	37,059	1,405,618
Increases	7,430	282,738	2,528	454	6,709	818	304	300,981
Decreases	-	(157,637)	(4,168)	(2,384)	(6,136)	(1,287)	(214)	(171,826)
31 December 2021	<u>421,191</u>	<u>951,128</u>	<u>35,030</u>	<u>4,813</u>	<u>77,232</u>	<u>8,230</u>	<u>37,149</u>	<u>1,534,773</u>
Accumulated depreciation								
1 January 2021	(140,092)	(539,891)	(34,291)	(5,633)	(73,431)	(6,853)	(33,140)	(833,331)
Increases	(14,059)	(151,970)	(783)	(380)	(2,262)	(678)	(1,801)	(171,933)
Decreases	-	157,501	4,043	2,381	6,129	1,268	177	171,499
31 December 2021	<u>(154,151)</u>	<u>(534,360)</u>	<u>(31,031)</u>	<u>(3,632)</u>	<u>(69,564)</u>	<u>(6,263)</u>	<u>(34,764)</u>	<u>(833,765)</u>
Net carrying amount								
31 December 2021	<u>267,040</u>	<u>416,768</u>	<u>3,999</u>	<u>1,181</u>	<u>7,668</u>	<u>1,967</u>	<u>2,385</u>	<u>701,008</u>

NOTES TO THE INTERIM CONDENSED CONSOLIDATED FINANCIAL STATEMENTS (CONTINUED)

FOR THE SIX MONTHS ENDED 30 JUNE 2022

(In RMB thousands, unless otherwise stated)

16 RIGHT-OF-USE ASSETS

	Properties and buildings	Others	Total
Cost			
1 January 2022	2,342,235	259,637	2,601,872
Increases	131,311	24,582	155,893
Decreases	(209,969)	(1,126)	(211,095)
Foreign currency translation differences	16,366	-	16,366
30 June 2022	<u>2,279,943</u>	<u>283,093</u>	<u>2,563,036</u>
Accumulated depreciation			
1 January 2022	(668,905)	(110,206)	(779,111)
Increases	(255,451)	(21,128)	(276,579)
Decreases	166,327	630	166,957
Foreign currency translation differences	(4,602)	-	(4,602)
30 June 2022	<u>(762,631)</u>	<u>(130,704)</u>	<u>(893,335)</u>
Carrying amount			
30 June 2022	<u>1,517,312</u>	<u>152,389</u>	<u>1,669,701</u>
Cost			
1 January 2021	1,445,123	259,434	1,704,557
Increases	1,241,641	2,839	1,244,480
Decreases	(338,081)	(2,636)	(340,717)
Foreign currency translation differences	(6,448)	-	(6,448)
31 December 2021	<u>2,342,235</u>	<u>259,637</u>	<u>2,601,872</u>
Accumulated depreciation			
1 January 2021	(632,906)	(74,977)	(707,883)
Increases	(371,530)	(37,501)	(409,031)
Decreases	333,484	2,272	335,756
Foreign currency translation differences	2,047	-	2,047
31 December 2021	<u>(668,905)</u>	<u>(110,206)</u>	<u>(779,111)</u>
Carrying amount			
31 December 2021	<u>1,673,330</u>	<u>149,431</u>	<u>1,822,761</u>

NOTES TO THE INTERIM CONDENSED CONSOLIDATED FINANCIAL STATEMENTS (CONTINUED)

FOR THE SIX MONTHS ENDED 30 JUNE 2022
(In RMB thousands, unless otherwise stated)

17 INTANGIBLE ASSETS

	Software	Trading seat rights and others	Total
Cost			
1 January 2022	984,043	74,618	1,058,661
Increases	56,419	-	56,419
Decreases	-	-	-
Foreign currency translation differences	1,084	37	1,121
30 June 2022	<u>1,041,546</u>	<u>74,655</u>	<u>1,116,201</u>
Accumulated amortization			
1 January 2022	(469,928)	(69,600)	(539,528)
Increases	(76,954)	-	(76,954)
Decreases	-	-	-
Foreign currency translation differences	(721)	-	(721)
30 June 2022	<u>(547,603)</u>	<u>(69,600)</u>	<u>(617,203)</u>
Net carrying amount			
30 June 2022	<u>493,943</u>	<u>5,055</u>	<u>498,998</u>
Cost			
1 January 2021	721,623	74,221	795,844
Increases	279,866	415	280,281
Decreases	(16,815)	-	(16,815)
Foreign currency translation differences	(631)	(18)	(649)
31 December 2021	<u>984,043</u>	<u>74,618</u>	<u>1,058,661</u>
Accumulated amortization			
1 January 2021	(365,766)	(69,600)	(435,366)
Increases	(119,582)	-	(119,582)
Decreases	15,032	-	15,032
Foreign currency translation differences	388	-	388
31 December 2021	<u>(469,928)</u>	<u>(69,600)</u>	<u>(539,528)</u>
Net carrying amount			
31 December 2021	<u>514,115</u>	<u>5,018</u>	<u>519,133</u>

NOTES TO THE INTERIM CONDENSED CONSOLIDATED FINANCIAL STATEMENTS (CONTINUED)

FOR THE SIX MONTHS ENDED 30 JUNE 2022

(In RMB thousands, unless otherwise stated)

18 INVESTMENTS IN SUBSIDIARIES

	30 June 2022	31 December 2021
Investments in subsidiaries	10,550,844	9,267,283

General information of the Company's principal subsidiaries are as follows:

Name of subsidiaries	Principal operating place	Place of registration	Registered share capital	Proportion of voting rights		Directly/Indirectly hold	Principal activities
				30 June 2022	31 December 2021		
China Futures Co., Ltd. (i)	Chongqing	Chongqing	RMB1,400 million	100%	100%	Directly	Futures brokerage
China Capital Management Co., Ltd.	Beijing	Beijing	RMB3,500 million	100%	100%	Directly	Project investment
China Securities (International) Finance Holding Co., Ltd. (ii)	Hong Kong	Hong Kong	Not applicable	100%	100%	Directly	Shareholding and investment
China Fund Management Co., Ltd. (iii)	Beijing	Beijing	RMB300 million	100%	75%	Directly	Funds business, asset management
China Securities Investment Co., Ltd. (i)	Beijing	Beijing	RMB6,100 million	100%	100%	Directly	Investment management, equity investment management, investment consultancy and project management

(i) During the six months ended 30 June 2022, the Company paid RMB400 million and RMB700 million of the subscribed capital to China Futures Co., Ltd and China Securities Investment Co., Ltd., respectively.

(ii) China Securities (International) Finance Holding Co., Ltd. is registered as a limited company according to the laws of Hong Kong, China. Others are registered as limited liability companies according to the laws of the People's Republic of China.

(iii) In February 2022, the Company acquired 25% equity of China Fund Management Co., Ltd., which was publicly transferred by Aerospace Science & Technology Finance Co., Ltd. The Company completed the registration and this transfer increased the Company's proportion of voting rights to China Fund Management Co., Ltd. from 75% to 100%. China Fund Management Co., Ltd. became a wholly-owned subsidiary of CSC Financial Co., Ltd.

NOTES TO THE INTERIM CONDENSED CONSOLIDATED FINANCIAL STATEMENTS (CONTINUED)

FOR THE SIX MONTHS ENDED 30 JUNE 2022
(In RMB thousands, unless otherwise stated)

19 INVESTMENTS IN ASSOCIATES

	30 June 2022	31 December 2021
Investments in associates	109,435	111,002

The following table illustrates details of investments in associates:

Name	1 January 2022	Increase	Decrease	Movements using the equity method	Cash dividends or profits declared	Impairment allowance for the current period	30 June 2022
CITIC City Development Equity Investment Fund Management (Shenzhen) Co., Ltd.	52,777	-	-	4,793	(8,700)	-	48,870
Zhongguancun Equity Trading Service Group Co., Ltd.	24,012	-	-	1,408	-	-	25,420
Shenzhen MALONG TECHNOLOGIES Co., Ltd.	8,307	-	-	(63)	-	-	8,244
Beijing Equity Trading Center Co., Ltd.	25,906	-	-	995	-	-	26,901
Total	111,002	-	-	7,133	(8,700)	-	109,435

NOTES TO THE INTERIM CONDENSED CONSOLIDATED FINANCIAL STATEMENTS (CONTINUED)

FOR THE SIX MONTHS ENDED 30 JUNE 2022

(In RMB thousands, unless otherwise stated)

19 INVESTMENTS IN ASSOCIATES (CONTINUED)

Name	1 January 2021	Increase	Decrease	Movement using the equity method	Cash dividends or profits declared	Impairment allowance for the current period	31 December 2021
CITIC City Development Equity Investment Fund Management (Shenzhen) Co., Ltd.	50,802	-	-	1,975	-	-	52,777
Jiangsu DDBS Environment Remediation Co., Ltd.	48,804	-	(48,961)	157	-	-	-
Beijing Tinavi Medical Technology Co., Ltd.	44,208	-	(43,044)	(1,164)	-	-	-
Guangdong South Lead TV & Film Co., Ltd.	27,191	-	(27,191)	-	-	-	-
Beijing Siban Technology Development Co., Ltd.	25,809	-	(25,851)	42	-	-	-
Zhongguancun Equity Trading Service Group Co., Ltd.	21,757	-	-	2,255	-	-	24,012
Shenzhen MALONG TECHNOLOGIES Co., Ltd.	9,460	-	-	(1,153)	-	-	8,307
Beijing Haifu Capital Management Co., Ltd.	1,255	-	(1,257)	2	-	-	-
Beijing Equity Trading Center Co., Ltd.	-	25,851	-	55	-	-	25,906
Total	229,286	25,851	(146,304)	2,169	-	-	111,002

As at 30 June 2022 and 31 December 2021, given there was no sign of impairment on the Group's investments in associates, no further impairment allowance was made.

NOTES TO THE INTERIM CONDENSED CONSOLIDATED FINANCIAL STATEMENTS (CONTINUED)

*FOR THE SIX MONTHS ENDED 30 JUNE 2022
(In RMB thousands, unless otherwise stated)*

20 FINANCIAL ASSETS AT FAIR VALUE THROUGH PROFIT OR LOSS

	30 June 2022	31 December 2021
Non-current		
Financial assets at fair value through profit or loss		
Debt instruments	46,195	54,919
Equity investments	7,866,041	6,508,439
Others	868,513	1,012,651
Subtotal	<u>8,780,749</u>	<u>7,576,009</u>
Analyzed into:		
Listed outside Hong Kong	2,944,387	2,381,073
Unlisted	5,836,362	5,194,936
Subtotal	<u>8,780,749</u>	<u>7,576,009</u>
Current		
Financial assets at fair value through profit or loss		
Debt instruments	77,848,285	87,162,849
Equity investments	18,556,558	21,285,047
Fund investments	16,452,724	16,606,441
Others	31,334,982	28,917,570
Subtotal	<u>144,192,549</u>	<u>153,971,907</u>
Analyzed into:		
Listed in Hong Kong	10,432,895	7,856,672
Listed outside Hong Kong	103,955,005	115,528,444
Unlisted	29,804,649	30,586,791
Subtotal	<u>144,192,549</u>	<u>153,971,907</u>
Total	<u>152,973,298</u>	<u>161,547,916</u>

As at 30 June 2022, the fair value of financial assets pledged as collateral for repurchase agreements (Note 35), placements from China Securities Finance Corporation Limited ("CSF") (Note 36), futures business and securities borrowing business, and etc, by the Group totaled RMB70,856.54 million (31 December 2021: RMB82,663.63 million).

As at 30 June 2022, financial assets held by the Group included securities lent amounted to RMB2,852.92 million (31 December 2021: RMB2,582.01 million).

As at 30 June 2022, the fair value of financial assets at fair value through profit or loss in restricted period held by the Group was RMB2,795.20 million (31 December 2021: RMB4,544.33 million).

NOTES TO THE INTERIM CONDENSED CONSOLIDATED FINANCIAL STATEMENTS (CONTINUED)

FOR THE SIX MONTHS ENDED 30 JUNE 2022

(In RMB thousands, unless otherwise stated)

21 FINANCIAL ASSETS AT FAIR VALUE THROUGH OTHER COMPREHENSIVE INCOME

	30 June 2022	31 December 2021
Current		
Debt instruments	55,465,881	48,260,539
Equity instruments	82,633	97,607
Subtotal	<u>55,548,514</u>	<u>48,358,146</u>
Analyzed into:		
Listed in Hong Kong	4,163,594	2,221,302
Listed outside Hong Kong	51,354,920	46,136,844
Unlisted	30,000	–
Total	<u>55,548,514</u>	<u>48,358,146</u>

- (i) As at 30 June 2022, the fair value of securities classified as financial assets at fair value through other comprehensive income of the Group which have been pledged as collateral for repurchase agreements (Note 35), placements from CSF (Note 36) and securities borrowing business were RMB44,645.44 million.

As at 31 December 2021, the fair value of securities classified as financial assets at fair value through other comprehensive income of the Group which have been pledged as collateral for repurchase agreements (Note 35), placements from CSF (Note 36), short-term borrowings (Note 38) and securities borrowing business were RMB39,202.57 million.

NOTES TO THE INTERIM CONDENSED CONSOLIDATED FINANCIAL STATEMENTS (CONTINUED)

*FOR THE SIX MONTHS ENDED 30 JUNE 2022
(In RMB thousands, unless otherwise stated)*

22 FINANCIAL ASSETS HELD UNDER RESALE AGREEMENTS

	30 June 2022	31 December 2021
Non-current		
Analyzed by collateral:		
Stock	5,008	10,020
Allowance for credit impairment losses	<u>(124)</u>	<u>(114)</u>
Subtotal	<u>4,884</u>	<u>9,906</u>
Current		
Analyzed by collateral:		
Stock	4,769,059	4,341,391
Debts	<u>16,996,931</u>	<u>15,312,173</u>
	21,765,990	19,653,564
Allowance for impairment losses	<u>(643,964)</u>	<u>(641,716)</u>
Subtotal	<u>21,122,026</u>	<u>19,011,848</u>
Total	<u>21,126,910</u>	<u>19,021,754</u>

The Group received securities as collateral in connection with financial assets under resale agreements, some of which are allowed to be re-pledged in the absence of default by counterparties. If the collateral received declines in value, the Group may, in certain circumstances, require additional collateral. The Group had an obligation to return the collateral to its counterparties at the maturity of the contracts.

The fair value of the collateral received in connection with financial assets under resale agreements, the collateral allowed to be re-pledged and the collateral re-pledged were as below:

	30 June 2022	31 December 2021
Collateral received	26,132,609	24,125,395
Including: Collateral allowed to be re-pledged	175,636	-
Including: Collateral re-pledged	<u>-</u>	<u>-</u>

NOTES TO THE INTERIM CONDENSED CONSOLIDATED FINANCIAL STATEMENTS (CONTINUED)

FOR THE SIX MONTHS ENDED 30 JUNE 2022

(In RMB thousands, unless otherwise stated)

23 REFUNDABLE DEPOSITS

	30 June 2022	31 December 2021
Performance bonds	9,503,792	7,739,810
Trading deposits	1,276,975	2,586,664
Credit deposits	70,745	69,155
Total	<u>10,851,512</u>	<u>10,395,629</u>

24 DEFERRED TAX ASSETS AND LIABILITIES

Changes of deferred tax assets and deferred tax liabilities are as follow:

Deferred tax assets	Salaries, bonuses, and allowances payable	Fair value changes of financial instruments	Allowance for credit impairment losses	Others	Total
1 January 2022	1,163,789	170,755	547,966	85,334	1,967,844
Credited/(debited) to the consolidated income statement	319,171	(93,995)	17,569	17,851	260,596
Credited to other comprehensive income	-	6,661	53	3,454	10,168
30 June 2022	<u>1,482,960</u>	<u>83,421</u>	<u>565,588</u>	<u>106,639</u>	<u>2,238,608</u>
Deferred tax assets	Salaries, bonuses, and allowances payable	Fair value changes of financial instruments	Allowance for credit impairment losses	Others	Total
1 January 2021	921,854	112,668	623,648	67,349	1,725,519
Credited/(debited) to the consolidated income statement	241,935	71,579	(75,665)	19,799	257,648
Debited to other comprehensive income	-	(13,492)	(17)	(1,814)	(15,323)
31 December 2021	<u>1,163,789</u>	<u>170,755</u>	<u>547,966</u>	<u>85,334</u>	<u>1,967,844</u>

NOTES TO THE INTERIM CONDENSED CONSOLIDATED FINANCIAL STATEMENTS (CONTINUED)

*FOR THE SIX MONTHS ENDED 30 JUNE 2022
(In RMB thousands, unless otherwise stated)*

24 DEFERRED TAX ASSETS AND LIABILITIES (CONTINUED)

Changes of deferred tax assets and deferred tax liabilities are as follow: (Continued)

Deferred tax liabilities	Fair value changes of financial instruments	Others	Total
1 January 2022	1,523,839	1,477	1,525,316
Debited to the consolidated income statement	39,536	137	39,673
Debited to other comprehensive income	22,456	71	22,527
30 June 2022	<u>1,585,831</u>	<u>1,685</u>	<u>1,587,516</u>
	Fair value changes of financial instruments	Others	Total
1 January 2021	1,064,118	1,298	1,065,416
Debited to the consolidated income statement	347,310	219	347,529
Debited/(credited) to other comprehensive income	112,411	(40)	112,371
31 December 2021	<u>1,523,839</u>	<u>1,477</u>	<u>1,525,316</u>

25 OTHER NON-CURRENT ASSETS

As at 30 June 2022 and 31 December 2021, other non-current assets of the Group primarily represented long-term deferred expenses incurred on network engineering projects and leasehold improvements of property, plant and equipment.

NOTES TO THE INTERIM CONDENSED CONSOLIDATED FINANCIAL STATEMENTS (CONTINUED)

FOR THE SIX MONTHS ENDED 30 JUNE 2022

(In RMB thousands, unless otherwise stated)

26 MARGIN ACCOUNTS

	30 June 2022	31 December 2021
Margin accounts		
– Individuals	42,146,520	47,854,449
– Institutions	12,026,056	11,133,597
	54,172,576	58,988,046
Allowance for impairment losses	(1,192,426)	(1,179,900)
Total	52,980,150	57,808,146

Margin accounts are funds that the Group provided to clients in margin financing business. As at 30 June 2022 and 31 December 2021, no margin accounts were pledged for repurchase agreements (Note 35).

As at 30 June 2022, the fair value of securities lent in margin financing business was RMB7,318.93 million (31 December 2021: RMB9,755.35 million).

As at 30 June 2022, the Group received collateral with fair value amounted to RMB199,709.59 million (31 December 2021: RMB226,033.18 million), in connection with its margin financing business.

27 ACCOUNTS RECEIVABLE

	30 June 2022	31 December 2021
Trading deposits for return swaps	20,920,182	19,512,677
Clearing funds receivable	1,289,675	447,732
Assets management fee receivable	121,034	143,075
Others	3,520,408	2,991,481
	25,851,299	23,094,965
Allowance for impairment losses (i)	(20,565)	(19,793)
Total	25,830,734	23,075,172

(i) ECL on accounts receivable arising from revenue recognized in accordance with IFRS 15 – Revenue, is measured using simplified approach under IFRS9. ECL on the rest of accounts receivable is measured using the general approach and as at 30 June 2022, accounts receivable measured using general approach was classified under Stage 1 (31 December 2021: Stage 1).

NOTES TO THE INTERIM CONDENSED CONSOLIDATED FINANCIAL STATEMENTS (CONTINUED)

FOR THE SIX MONTHS ENDED 30 JUNE 2022
(In RMB thousands, unless otherwise stated)

27 ACCOUNTS RECEIVABLE (CONTINUED)

(ii) Analyzed by aging

	As at 30 June 2022			
	Carrying amount		Allowance for impairment losses	
	Value	Percentage	Value	Percentage
Allowance for impairment losses				
by portfolio				
Less than 1 year	25,837,620	99.95%	(13,009)	63.26%
1 to 2 years	2,961	0.01%	(143)	0.70%
2 to 3 years	990	0.00%	(104)	0.50%
More than 3 years	9,728	0.04%	(7,309)	35.54%
Total	25,851,299	100.00%	(20,565)	100.00%
	As at 31 December 2021			
	Carrying amount		Allowance for impairment losses	
	Value	Percentage	Value	Percentage
Allowance for impairment losses				
by portfolio				
Less than 1 year	23,078,664	99.93%	(11,811)	59.67%
1 to 2 years	4,607	0.02%	(197)	1.00%
2 to 3 years	1,803	0.01%	(840)	4.24%
More than 3 years	9,891	0.04%	(6,945)	35.09%
Total	23,094,965	100.00%	(19,793)	100.00%

NOTES TO THE INTERIM CONDENSED CONSOLIDATED FINANCIAL STATEMENTS (CONTINUED)

FOR THE SIX MONTHS ENDED 30 JUNE 2022

(In RMB thousands, unless otherwise stated)

28 DERIVATIVE FINANCIAL INSTRUMENTS

	As at 30 June 2022		
	Nominal value	Fair value	
		Assets	Liabilities
Interest rate derivatives	522,088,067	293	344
Equity derivatives	140,346,891	2,535,201	3,703,567
Currency derivatives	130,591,662	-	-
Credit derivatives	201,370	66	1,656
Others	52,058,209	261,788	198,244
Total	<u>845,286,199</u>	<u>2,797,348</u>	<u>3,903,811</u>
	As at 31 December 2021		
	Nominal value	Fair value	
		Assets	Liabilities
Interest rate derivatives	552,026,250	29	25
Equity derivatives	151,858,094	2,217,103	4,139,812
Currency derivatives	189,498,544	113,129	-
Credit derivatives	174,237	4,980	772
Others	35,367,388	182,701	154,717
Total	<u>928,924,513</u>	<u>2,517,942</u>	<u>4,295,326</u>

Under the “Daily Mark-to-Market and Settlement Arrangement”, the Group’s future contracts are settled daily. The amount of mark-to-market gain or loss of those unexpired future contracts is reflected in profit or loss and the account captioned “cash and bank balances”. As at 30 June 2022, the fair value of the Group’s unexpired futures contracts was negative RMB210.86 million (31 December 2021: RMB32.41 million).

29 CASH HELD ON BEHALF OF CLIENTS

The Group maintains segregated deposit accounts with banks and authorized institutions to hold cash on behalf of customers arising from its normal course of business. The Group has recorded the related amounts as cash held on behalf of clients and the corresponding liabilities as accounts payable to brokerage clients (Note 32). In Mainland China, the use of cash held on behalf of clients for securities trading and settlement is restricted and governed by relevant third-party custodian regulations issued by the CSRC. In Hong Kong, the “Securities and Futures (Client Money) Rules” under the Securities and Futures Ordinance have imposed similar restrictions.

NOTES TO THE INTERIM CONDENSED CONSOLIDATED FINANCIAL STATEMENTS (CONTINUED)

FOR THE SIX MONTHS ENDED 30 JUNE 2022
(In RMB thousands, unless otherwise stated)

30 CASH AND BANK BALANCES

	30 June 2022	31 December 2021
Deposits in banks	28,831,806	36,002,716

As at 30 June 2022, the Group had restricted deposits of RMB428.26 million (31 December 2021: RMB766.49 million).

31 OTHER CURRENT ASSETS

	30 June 2022	31 December 2021
Commodity inventories	222,162	47,067
Interest receivable (i)	99,554	119,419
Prepaid expenses	33,401	13,816
Dividend receivable	6,068	–
Deferred expenses	4,838	30,971
Others	625,755	514,949
	991,778	726,222
Allowance for impairment losses	(57,622)	(45,948)
Total	934,156	680,274

(i) As at 30 June 2022 and 31 December 2021, interest income of financial assets accrued under effective interest rate method, which was overdue but not received, was reflected in Interest receivable under other current assets. Interest receivable not yet due were included in the carrying amount of the related financial assets.

32 ACCOUNTS PAYABLE TO BROKERAGE CLIENTS

Accounts payable to brokerage clients represents the amounts received from and repayable to clients arising from the ordinary course of the Group's securities brokerage business. For more details, please refer to Cash Held on Behalf of Clients (Note 29).

NOTES TO THE INTERIM CONDENSED CONSOLIDATED FINANCIAL STATEMENTS (CONTINUED)

FOR THE SIX MONTHS ENDED 30 JUNE 2022

(In RMB thousands, unless otherwise stated)

33 LEASE LIABILITIES

	30 June 2022	31 December 2021
Current		
Lease liabilities	457,190	444,289
Non-current		
Lease liabilities	1,212,843	1,359,022
Total	<u>1,670,033</u>	<u>1,803,311</u>

As at 30 June 2022, the Group's leases committed but not yet commenced were RMB431.04 million (31 December 2021: RMB414.61 million) (Note 49.2).

34 FINANCIAL LIABILITIES AT FAIR VALUE THROUGH PROFIT OR LOSS

	30 June 2022	31 December 2021
Current		
Financial liabilities at fair value through profit or loss (Held for trading)		
– Debt instruments	987,081	1,029,622
Financial liabilities designated as at fair value through profit or loss		
– Structured notes (i)	3,447,472	1,315,876
– Others	111,477	–
Subtotal	<u>4,546,030</u>	<u>2,345,498</u>
Non-current		
Financial liabilities designated as at fair value through profit or loss		
– Structured notes (i)	7,835,101	5,454,391
Total	<u>12,381,131</u>	<u>7,799,889</u>

(i) As at 30 June 2022 and 31 December 2021, the structured notes held by the Group were mainly linked to equity indexes.

NOTES TO THE INTERIM CONDENSED CONSOLIDATED FINANCIAL STATEMENTS (CONTINUED)

FOR THE SIX MONTHS ENDED 30 JUNE 2022
(In RMB thousands, unless otherwise stated)

35 FINANCIAL ASSETS SOLD UNDER REPURCHASE AGREEMENTS

	30 June 2022	31 December 2021
Current		
Analyzed by collateral:		
Debt securities (Notes 20 and 21)	81,193,047	81,945,486
Gold	5,388,509	5,880,104
Others (Notes 20)	9,369,396	11,770,077
Total	95,950,952	99,595,667

As at 30 June 2022 and 31 December 2021, other collaterals mainly included the standard bonds for pledge-style quotation-driven repurchase.

36 PLACEMENTS FROM BANKS AND OTHER FINANCIAL INSTITUTIONS

	30 June 2022	31 December 2021
Current		
Placements from CSF (Notes 20 and 21)	2,510,406	7,528,350
Placements from banks	-	1,000,306
Total	2,510,406	8,528,656

37 TAXES PAYABLE

	30 June 2022	31 December 2021
Current		
Income tax	726,760	1,019,520
Value added tax	98,064	283,771
Others	68,172	182,860
Total	892,996	1,486,151

NOTES TO THE INTERIM CONDENSED CONSOLIDATED FINANCIAL STATEMENTS (CONTINUED)

FOR THE SIX MONTHS ENDED 30 JUNE 2022

(In RMB thousands, unless otherwise stated)

38 SHORT-TERM BORROWINGS

	30 June 2022	31 December 2021
Current		
Analyzed by nature:		
Credit borrowings	563,412	101,770
Mortgage borrowings (Notes 20 and 21)	-	885,604
Total	<u>563,412</u>	<u>987,374</u>

As at 30 June 2022 and 31 December 2021, the Group had fixed-rate borrowings which carried interest rate from 1.81% to 3.75% and 0.36% to 4.67%.

As at 30 June 2022, the Group held no collateral for its short-term borrowings. As at 31 December 2021, the Group held collateral with fair value amounted to RMB1,049.60 million.

39 SHORT-TERM FINANCING INSTRUMENTS PAYABLE

Name	Interest commencement date	Maturity date	Coupon rate	1 January 2022	Increase	Decrease	30 June 2022
Short-term commercial paper							
21 CSC CP014	17/09/2021	16/09/2022	2.75%	3,023,959	40,911	-	3,064,870
21 CSC CP015	24/09/2021	24/06/2022	2.75%	3,022,377	39,328	(3,061,705)	-
21 CSC CP016	11/11/2021	11/11/2022	2.79%	2,007,797	27,671	-	2,035,468
21 CSC CP017	13/12/2021	09/09/2022	2.68%	3,004,185	39,870	-	3,044,055
22 CSC CP001	27/06/2022	16/12/2022	1.99%	-	2,500,545	-	2,500,545
Structured notes (i)				<u>7,231,861</u>	<u>16,827,318</u>	<u>(18,989,269)</u>	<u>5,069,910</u>
Total				<u>18,290,179</u>	<u>19,475,643</u>	<u>(22,050,974)</u>	<u>15,714,848</u>

NOTES TO THE INTERIM CONDENSED CONSOLIDATED FINANCIAL STATEMENTS (CONTINUED)

FOR THE SIX MONTHS ENDED 30 JUNE 2022
(In RMB thousands, unless otherwise stated)

39 SHORT-TERM FINANCING INSTRUMENTS PAYABLE (CONTINUED)

Name	Interest commencement date	Maturity date	Coupon rate	1 January 2021	Increase	Decrease	31 December 2021
Short-term commercial paper							
20 CSC CP014	14/10/2020	13/01/2021	2.69%	4,023,289	3,538	(4,026,827)	-
20 CSC CP015	03/11/2020	29/01/2021	3.12%	4,522,695	10,770	(4,533,465)	-
20 CSC CP016	26/11/2020	25/02/2021	3.35%	4,013,216	20,192	(4,033,408)	-
20 CSC CP017	16/12/2020	17/03/2021	2.80%	3,504,296	20,137	(3,524,433)	-
21 CSC CP001	11/01/2021	09/04/2021	2.40%	-	4,023,145	(4,023,145)	-
21 CSC CP002	27/01/2021	28/04/2021	2.42%	-	4,024,134	(4,024,134)	-
21 CSC CP003	24/02/2021	26/05/2021	2.89%	-	4,532,423	(4,532,423)	-
21 CSC CP004BC	15/03/2021	11/06/2021	2.62%	-	4,528,425	(4,528,425)	-
21 CSC CP005BC	08/04/2021	25/06/2021	2.35%	-	3,919,585	(3,919,585)	-
21 CSC CP006BC	27/04/2021	23/07/2021	2.35%	-	3,016,804	(3,016,804)	-
21 CSC CP007BC	25/05/2021	20/08/2021	2.29%	-	4,017,065	(4,017,065)	-
21 CSC CP008BC	10/06/2021	08/09/2021	2.35%	-	4,526,075	(4,526,075)	-
21 CSC CP009BC	24/06/2021	17/09/2021	2.40%	-	4,525,151	(4,525,151)	-
21 CSC CP010BC	21/07/2021	19/10/2021	2.28%	-	4,525,299	(4,525,299)	-
21 CSC CP011BC	18/08/2021	16/11/2021	2.18%	-	3,418,276	(3,418,276)	-
21 CSC CP012BC	27/08/2021	28/10/2021	2.10%	-	3,010,701	(3,010,701)	-
21 CSC CP013	08/09/2021	08/12/2021	2.38%	-	2,011,867	(2,011,867)	-
21 CSC CP014	17/09/2021	16/09/2022	2.75%	-	3,023,959	-	3,023,959
21 CSC CP015	24/09/2021	24/06/2022	2.75%	-	3,022,377	-	3,022,377
21 CSC CP016	11/11/2021	11/11/2022	2.79%	-	2,007,797	-	2,007,797
21 CSC CP017	13/12/2021	09/09/2022	2.68%	-	3,004,185	-	3,004,185
Short-term corporate bond							
20 Xintou S2	28/07/2020	28/07/2021	2.90%	1,516,294	27,206	(1,543,500)	-
21 Xintou S1	29/07/2021	29/12/2021	2.45%	-	1,013,949	(1,013,949)	-
Structured notes //				24,716,254	38,315,877	(55,800,270)	7,231,861
Total				<u>42,296,044</u>	<u>100,548,937</u>	<u>(124,554,802)</u>	<u>18,290,179</u>

As at 30 June 2022 and 31 December 2021, there were no defaults related to any short-term financing instruments payable by the Group.

As at 30 June 2022 and 31 December 2021, the interests of short-term financing instruments payable measured by the effective interest rate method were included in the carrying amount of the related financial instruments, which amounted to RMB155.21 million and RMB91.76 million, respectively.

- (i) As at 30 June 2022 and 31 December 2021, the structured notes issued by the Group are at a fixed annual interest rate or a fixed plus floating interest rate. The fixed interest rate ranges are 1.90%-3.20% and 2.40%-3.35%, respectively.

NOTES TO THE INTERIM CONDENSED CONSOLIDATED FINANCIAL STATEMENTS (CONTINUED)

FOR THE SIX MONTHS ENDED 30 JUNE 2022

(In RMB thousands, unless otherwise stated)

40 OTHER CURRENT LIABILITIES

	30 June 2022	31 December 2021
Bonds in issue with maturity within one year (1)	37,684,193	44,293,792
Trading deposits for return swaps	13,866,159	15,462,829
Salaries, bonuses and allowances payable	6,065,424	4,705,290
Dividends payable (Note 13)	3,382,962	355,589
Amounts due to other holders of consolidated structured entities at fair value	1,030,140	1,207,726
Settlement deposits payable	1,679,484	1,214,642
Accounts payable to underwriting clients	702,838	478,081
Futures settlement risk funds payable	163,906	145,032
Provision	59,600	59,546
Securities investor protection fund payable	46,759	57,625
Funds payable to securities holders	5,980	5,980
Others	8,041,625	7,378,884
Total	72,729,070	75,365,016

(1) Bonds in issue with maturity within one year as at 30 June 2022 and 31 December 2021 were as follows:

		30 June 2022	31 December 2021
19 Xintou C1	(i)	–	5,707,566
19 Xintou C2	(ii)	–	5,147,340
19 Xintou C3	(iii)	–	4,102,516
20 Xintou C1	(iv)	–	4,170,064
20 Xintou C3	(v)	–	5,200,351
21 Xintou C1	(vi)	2,030,931	2,063,833
21 Xintou C3	(vii)	–	3,076,022
21 Xintou C5	(viii)	3,637,754	3,575,881
21 Xintou C7	(ix)	1,033,112	1,015,295
21 Xintou C9	(x)	4,629,797	4,556,883
19 CSC Financial Bond 01	(xi)	4,127,254	4,056,979
20 Xintou G1	(xii)	5,038,605	–
20 Xintou G3	(xiii)	3,011,738	–
Structured notes	(xiv)	14,175,002	1,621,062
Total		37,684,193	44,293,792

(i) In January 2019, the Company privately issued a 3-year fixed rate subordinated bond with a face value of RMB5.5 billion. The bond pays interest annually at 4.00% per annum and is not guaranteed. The bond was fully redeemed in January 2022.

(ii) In April 2019, the Company privately issued a 3-year fixed rate subordinated bond with a face value of RMB5 billion. The bond pays interest annually at 4.20% per annum and is not guaranteed. The bond was fully redeemed in April 2022.

(iii) In May 2019, the Company privately issued a 3-year fixed rate subordinated bond with a face value of RMB4 billion. The bond pays interest annually at 4.12% per annum and is not guaranteed. The bond was fully redeemed in May 2022.

NOTES TO THE INTERIM CONDENSED CONSOLIDATED FINANCIAL STATEMENTS (CONTINUED)

FOR THE SIX MONTHS ENDED 30 JUNE 2022
(In RMB thousands, unless otherwise stated)

40 OTHER CURRENT LIABILITIES (CONTINUED)

- (1) Bonds in issue with maturity within one year as at 30 June 2022 and 31 December 2021 were as follows: (Continued)
- (iv) In November 2020, the Company publicly issued a 457-day fixed rate subordinated bond with a face value of RMB4 billion. The bond pays the principal and interest at maturity at 3.90% per year and is not guaranteed. The bond was fully redeemed in February 2022.
 - (v) In December 2020, the Company publicly issued a 455-day fixed rate subordinated bond with a face value of RMB5 billion. The bond pays the principal and interest at maturity at 3.84% per year and is not guaranteed. The bond was fully redeemed in March 2022.
 - (vi) In January 2021, the Company publicly issued a 546-day fixed rate subordinated bond with a face value of RMB2 billion. The bond pays interest annually at 3.50% per annum, the last-period interest is paid along with the redemption of the principal and is not guaranteed.
 - (vii) In March 2021, the Company publicly issued a 455-day fixed rate subordinated bond with a face value of RMB3 billion. The bond pays the principal and interest at maturity at 3.40% per year and is not guaranteed. The bond was fully redeemed in June 2022.
 - (viii) In April 2021, the Company publicly issued a 456-day fixed rate subordinated bond with a face value of RMB3.5 billion. The bond pays the principal and interest at maturity at 3.27% per year and is not guaranteed.
 - (ix) In June 2021, the Company publicly issued a 457-day fixed rate subordinated bond with a face value of RMB1 billion. The bond pays the principal and interest at maturity at 3.30% per year and is not guaranteed.
 - (x) In July 2021, the Company publicly issued a 457-day fixed rate subordinated bond with a face value of RMB4.5 billion. The bond pays the principal and interest at maturity at 3.05% per year and is not guaranteed.
 - (xi) In August 2019, the Company publicly issued a 3-year fixed rate financial bond with a face value of RMB4 billion. The bond pays interest annually at 3.52% per annum and is not guaranteed.
 - (xii) In March 2020, the Company publicly issued a 3-year fixed rate corporate bond with a face value of RMB5 billion. The bond pays interest annually at 2.94% per annum and is not guaranteed.
 - (xiii) In April 2020, the Company publicly issued a 3-year fixed rate corporate bond with a face value of RMB3 billion. The bond pays interest annually at 2.56% per annum and is not guaranteed.
 - (xiv) As at 30 June 2022, the Company had structured notes named “Gushouxin series” amounted to RMB1,050.12 million, “Zhiyingbao series” amounted to RMB12,393.24 million, which accrue interests at fixed annual rate of 2.60% to 4.40%; “Kanzhangbao series” amounted to RMB731.64 million, which accrue interest at floating rate linked to one or more stock indexes. The remaining tenure were less than one year. The principal and interest of these structured notes are payable at maturity and are not guaranteed. As at 31 December 2021, the Company had structured notes named “Gushouxin series” amounted to RMB0.10 million, “Zhiyingbao series” amounted to RMB1,520.94 million, which accrue interests at fixed annual rate of 3.00% to 3.95%; “Kanzhangbao series” amounted to RMB100.02 million, which accrue interest at floating rate linked to one or more stock indexes. The remaining tenure were less than one year. The principal and interest of these structured notes are payable at maturity and are not guaranteed.

NOTES TO THE INTERIM CONDENSED CONSOLIDATED FINANCIAL STATEMENTS (CONTINUED)

FOR THE SIX MONTHS ENDED 30 JUNE 2022

(In RMB thousands, unless otherwise stated)

41 BONDS IN ISSUE

	30 June 2022	31 December 2021
Corporate bonds in issue	15,455,311	23,150,209
Subordinated bonds in issue	35,532,094	25,223,533
Structured notes in issue	3,121,267	11,646,450
Total	54,108,672	60,020,192

(1) As at 30 June 2022 and 31 December 2021, there were no defaults related to any bonds in issue.

(2) The details of bonds in issue

		30 June 2022	31 December 2021
Corporate bonds			
20 Xintou G1	(40(1)(xii))	–	5,107,844
20 Xintou G2	(i)	1,006,459	1,021,672
20 Xintou G3	(40(1)(xiii))	–	3,047,560
20 Xintou G4	(ii)	3,098,112	3,043,052
20 Xintou G5	(iii)	4,638,555	4,558,698
CSCIF A N2508	(iv)	3,368,812	3,198,713
CSCIF A N2406	(v)	3,343,373	3,172,670
Subtotal		15,455,311	23,150,209
Subordinated bonds			
20 Xintou C2	(vi)	1,023,419	1,001,959
20 Xintou C4	(vii)	1,021,410	1,000,051
21 Xintou C2	(viii)	1,015,444	1,034,404
21 Xintou C4	(ix)	1,009,146	1,028,159
21 Xintou C6	(x)	2,011,630	2,047,845
21 Xintou C8	(xi)	2,496,928	2,542,798
21 Xintou 10	(xii)	1,548,018	1,521,290
21 Xintou 11	(xiii)	4,091,310	4,021,408
21 Xintou 12	(xiv)	2,048,960	2,011,006
21 Xintou 13	(xv)	4,090,365	4,015,541
21 Xintou 14	(xvi)	2,033,405	2,000,968
21 Xintou 16	(xvii)	3,043,226	2,998,104
22 Xintou C1	(xviii)	4,042,319	–
22 Xintou C2	(xix)	2,025,244	–
22 Xintou C3	(xx)	1,008,380	–
22 Xintou C4	(xxi)	2,019,383	–
22 Xintou C6	(xxii)	1,003,507	–
Subtotal		35,532,094	25,223,533
Structured notes	(xxiii)	3,121,267	11,646,450
Carrying amount		54,108,672	60,020,192

NOTES TO THE INTERIM CONDENSED CONSOLIDATED FINANCIAL STATEMENTS (CONTINUED)

FOR THE SIX MONTHS ENDED 30 JUNE 2022
(In RMB thousands, unless otherwise stated)

41 BONDS IN ISSUE (CONTINUED)

- (2) The details of bonds in issue (Continued)
- (i) In March 2020, the Company publicly issued a 5-year fixed rate corporate bond with a face value of RMB1 billion. The bond pays interest annually at 3.13% per annum and is not guaranteed.
 - (ii) In July 2020, the Company publicly issued a 3-year fixed rate corporate bond with a face value of RMB3 billion. The bond pays interest annually at 3.55% per annum and is not guaranteed.
 - (iii) In July 2020, the Company publicly issued a 3-year fixed rate corporate bond with a face value of RMB4.5 billion. The bond pays interest annually at 3.46% per annum and is not guaranteed.
 - (iv) In August 2020, CSCIF Asia Limited, an indirect wholly owned subsidiary of the Company, issued a 5-year medium-term note with a face value of USD0.5 billion and an annual interest rate of 1.75%. The note pays interest every six months, and is guaranteed unconditionally and irrevocably by CSC Financial Co., Ltd.
 - (v) In June 2021, CSCIF Asia Limited, an indirect wholly owned subsidiary of the Company, issued a 3-year medium-term note with a face value of USD0.5 billion and an annual interest rate of 1.125%. The note pays interest every six months, and is guaranteed unconditionally and irrevocably by CSC Financial Co., Ltd.
 - (vi) In November 2020, the Company publicly issued a 3-year fixed rate subordinated bond with a face value of RMB1 billion. The bond pays interest annually at 4.20% per annum and is not guaranteed.
 - (vii) In December 2020, the Company publicly issued a 3-year fixed rate subordinated bond with a face value of RMB1 billion. The bond pays interest annually at 4.18% per annum and is not guaranteed.
 - (viii) In January 2021, the Company publicly issued a 3-year fixed rate subordinated bond with a face value of RMB1 billion. The bond pays interest annually at 3.87% per annum and is not guaranteed.
 - (ix) In March 2021, the Company publicly issued a 3-year fixed rate subordinated bond with a face value of RMB1 billion. The bond pays interest annually at 3.88% per annum and is not guaranteed.
 - (x) In April 2021, the Company publicly issued a 3-year fixed rate subordinated bond with a face value of RMB2 billion. The bond pays interest annually at 3.70% per annum and is not guaranteed.
 - (xi) In June 2021, the Company publicly issued a 3-year fixed rate subordinated bond with a face value of RMB2.5 billion. The bond pays interest annually at 3.75% per annum and is not guaranteed.
 - (xii) In July 2021, the Company publicly issued a 3-year fixed rate subordinated bond with a face value of RMB1.5 billion. The bond pays interest annually at 3.50% per annum and is not guaranteed.
 - (xiii) In October 2021, the Company publicly issued a 2-year fixed rate subordinated bond with a face value of RMB4 billion. The bond pays interest annually at 3.43% per annum and is not guaranteed.
 - (xiv) In October 2021, the Company publicly issued a 3-year fixed rate subordinated bond with a face value of RMB2 billion. The bond pays interest annually at 3.75% per annum and is not guaranteed.
 - (xv) In October 2021, the Company publicly issued a 3-year fixed rate subordinated bond with a face value of RMB4 billion. The bond pays interest annually at 3.68% per annum and is not guaranteed.

NOTES TO THE INTERIM CONDENSED CONSOLIDATED FINANCIAL STATEMENTS (CONTINUED)

FOR THE SIX MONTHS ENDED 30 JUNE 2022

(In RMB thousands, unless otherwise stated)

41 BONDS IN ISSUE (CONTINUED)

(2) The details of bonds in issue (Continued)

- (xvi) In November 2021, the Company publicly issued a 2-year fixed rate subordinated bond with a face value of RMB2 billion. The bond pays interest annually at 3.13% per annum and is not guaranteed.
- (xvii) In December 2021, the Company publicly issued a 2-year fixed rate subordinated bond with a face value of RMB3 billion. The bond pays interest annually at 3.07% per annum and is not guaranteed.
- (xviii) In January 2022, the Company publicly issued a 2-year fixed rate subordinated bond with a face value of RMB4 billion. The bond pays interest annually at 2.90% per annum and is not guaranteed.
- (xix) In January 2022, the Company publicly issued a 5-year fixed rate subordinated bond with a face value of RMB2 billion. The bond pays interest annually at 3.45% per annum and is not guaranteed.
- (xx) In February 2022, the Company publicly issued a 3-year fixed rate subordinated bond with a face value of RMB1 billion. The bond pays interest annually at 3.08% per annum and is not guaranteed.
- (xxi) In February 2022, the Company publicly issued a 5-year fixed rate subordinated bond with a face value of RMB2 billion. The bond pays interest annually at 3.49% per annum and is not guaranteed.
- (xxii) In April 2022, the Company publicly issued a 5-year fixed rate subordinated bond with a face value of RMB1 billion. The bond pays interest annually at 3.57% per annum and is not guaranteed.
- (xxiii) As at 30 June 2022, the Company had structured notes named "Zhiyingbao series" amounted to RMB3,121.27 million, which accrue interests at a fixed annual rate in the range of 3.30%~3.60%, with a remaining tenure of more than one year. The principal and interest of these structured notes are payable at maturity and are not guaranteed.

NOTES TO THE INTERIM CONDENSED CONSOLIDATED FINANCIAL STATEMENTS (CONTINUED)

*FOR THE SIX MONTHS ENDED 30 JUNE 2022
(In RMB thousands, unless otherwise stated)*

42 SHARE CAPITAL

All shares issued by the Company are fully paid common shares, with a notional value of RMB1 per share. The number of shares and nominal value of the Company's share capital are as follows:

	30 June 2022	31 December 2021
Issued and fully paid ordinary shares of RMB1 each <i>(in thousands)</i>		
– A shares	6,495,671	6,495,671
– H shares	1,261,024	1,261,024
 Total	 7,756,695	 7,756,695

43 OTHER EQUITY INSTRUMENTS

Other equity instruments of the Group are as follows:

- In August 2019, the Company issued the first tranche of perpetual subordinated bonds of 2019 amounted to RMB5 billion.
- In March 2020, the Company issued the first tranche of perpetual subordinated bonds of 2020 amounted to RMB5 billion.
- In May 2021, the Company publicly issued perpetual subordinated bonds of 2021 to professional investors (the “2021 perpetual subordinated bonds”) amounted to RMB5 billion.
- In March 2022, the Company publicly issued the first tranche of perpetual subordinated bonds of 2022 to professional investors (the “2022 1st perpetual subordinated bonds”) amounted to RMB4.5 billion.
- In June 2022, the Company publicly issued the second tranche of perpetual subordinated bonds of 2022 to professional investors (the “2022 2nd perpetual subordinated bonds”) amounted to RMB3.5 billion.

The issuance terms related to the equity attributes of other equity instruments that existed at the end of the period mentioned above are as follows:

- The bonds are repriced every 5 interest-accruing years, and at the end of the repricing cycle, the issuer has the option to extend the bonds for another repricing cycle (another five years) or redeem them in full;
- The bonds offer no redemption option to the investors so that investors cannot require the issuer to redeem their bonds during the duration of the bonds;

NOTES TO THE INTERIM CONDENSED CONSOLIDATED FINANCIAL STATEMENTS (CONTINUED)

FOR THE SIX MONTHS ENDED 30 JUNE 2022

(In RMB thousands, unless otherwise stated)

43 OTHER EQUITY INSTRUMENTS (CONTINUED)

The issuance terms related to the equity attributes of other equity instruments that existed at the end of the period mentioned above are as follows: (Continued)

- The Company has the option to defer interest payment, except in the event of mandatory interest payments, so that at each interest payment date, the issuer may choose to defer the interest payment to the next payment date for the current period as well as all interests and accreted interests already deferred according to the related terms, without any limitation with respect to the number of deferrals. Mandatory interest payment events are limited to dividend distributions to ordinary equity holders and reductions of registered capital;
- The priority over repayment of the 2019, the 2020, the 2021, the 2022 1st and the 2022 2nd perpetual subordinated bonds is subordinated to the Company's general debts and other subordinated debt, unless in the event of liquidation of the Company, investors of these bonds cannot require the Company to accelerate payment of bonds' principals.

The perpetual subordinated bonds issued by the Company are classified as equity instruments, and recognized under equity in the consolidated statement of financial position. As at 30 June 2022, the interest payable of perpetual subordinated bonds was RMB319.07 million. As at 31 December 2021, the interest payable of perpetual subordinated bonds was RMB355.59 million. The interest amounted to RMB402.50 million was paid in the first half of 2022.

44 RESERVES

The amounts of the Group's reserves and the related movements are presented in the consolidated statement of changes in equity.

(1) Capital reserve

Capital reserve primarily includes share premium arising from the issuance of new shares at prices in excess of par value.

(2) Surplus reserves

(i) Statutory surplus reserve

Pursuant to the Company Law of the PRC, the Company is required to appropriate 10% of its profit for the year for the statutory surplus reserve until the reserve balance reaches 50% of its registered capital.

Subject to the approval of the shareholders, the statutory surplus reserve may be used to offset accumulated losses, if any, and may also be converted into capital of the Company, provided that the balance of the statutory surplus reserve after this capitalization is not less than 25% of the registered capital immediately before capitalization.

NOTES TO THE INTERIM CONDENSED CONSOLIDATED FINANCIAL STATEMENTS (CONTINUED)

FOR THE SIX MONTHS ENDED 30 JUNE 2022
(In RMB thousands, unless otherwise stated)

44 RESERVES (CONTINUED)

(2) Surplus reserves (Continued)

(ii) Discretionary surplus reserve

After making the appropriation to the statutory surplus reserve, the Company may also appropriate its after-tax profit for the year, as determined under China Accounting Standards for Business Enterprises, to its discretionary surplus reserve upon approval by the ordinary equity holders in Annual General Meeting. Subject to the shareholders' approval, the discretionary surplus reserve may be used to offset accumulated losses, if any, and may be converted into capital of the Company.

(3) General reserve

Pursuant to the requirements of regulatory authorities, including the Ministry of Finance and the CSRC, the Company is required to appropriate 10% of its profit for the year for the general risk reserve and 10% for the transaction risk reserve. Regulatory reserves that are established by subsidiaries and branches in certain countries or jurisdictions outside Mainland China in accordance with the regulatory requirements in their respective territories are also included herein.

(4) Investment revaluation reserve

The investment revaluation reserve represents the fair value changes of financial assets at fair value through other comprehensive income.

(5) Foreign currency translation reserve

The foreign currency translation reserve represents the exchange difference arising from the translation of the financial statements of the subsidiaries incorporated outside Mainland China with functional currencies other than RMB.

45 CASH AND CASH EQUIVALENTS

	30 June 2022	30 June 2021
Cash and bank balances	28,831,806	31,049,135
Less: Restricted deposits <i>(Note 30)</i>	(428,256)	(486,336)
Interest receivable	(2,747)	(697)
	28,400,803	30,562,102

NOTES TO THE INTERIM CONDENSED CONSOLIDATED FINANCIAL STATEMENTS (CONTINUED)

FOR THE SIX MONTHS ENDED 30 JUNE 2022

(In RMB thousands, unless otherwise stated)

46 COMMITMENTS AND CONTINGENT LIABILITIES

(1) Capital commitments

	30 June 2022	31 December 2021
Contracted, but not provided for	<u>180,638</u>	<u>52,023</u>

The above-mentioned capital commitments are primarily in respect of the equity investment, purchase of equipment and decoration of properties by the Group.

(2) Legal proceedings

The Company and its subsidiaries are subject to claims and are parties to legal and regulatory proceedings in their ordinary course of businesses. As at 30 June 2022 and 31 December 2021, management of the Group believes that the Group was not involved in any material legal, or arbitration proceedings that if adversely determined, would have material impact on its financial position or results of operations of the Group.

47 RELATED PARTY DISCLOSURES

(1) Beijing Financial Holdings Group and companies under Beijing Financial Holdings Group

As at 30 June 2022 and 31 December 2021, Beijing Financial Holdings Group Co., Ltd. ("Beijing Financial Holdings Group") owned 34.61% of the equity interest of the Company.

Beijing Financial Holdings Group was established by State-owned Assets Supervision and Administration Commission of the People's Government of Beijing Municipality, which is an integrated financial investment holding platform and managed as a municipal level I enterprise.

The transactions between Beijing Financial Holdings Group and the Group are in the ordinary course of business under normal commercial terms and conditions. Corresponding transactions and balances with this institution were as follows:

	Six months ended 30 June	
	2022	2021
Fee and commission income	1,097	–
Interest income	174	223
Fee and commission expenses	(24)	(948)
Interest expenses	(105)	(75)
Other operating expenses and costs	<u>(44)</u>	<u>(51)</u>

NOTES TO THE INTERIM CONDENSED CONSOLIDATED FINANCIAL STATEMENTS (CONTINUED)

FOR THE SIX MONTHS ENDED 30 JUNE 2022
(In RMB thousands, unless otherwise stated)

47 RELATED PARTY DISCLOSURES (CONTINUED)

- (1) Beijing Financial Holdings Group and companies under Beijing Financial Holdings Group (Continued)

	30 June 2022	31 December 2021
Assets		
Cash and bank balances	47,790	163,799
Financial assets at fair value through profit or loss	-	100,307
Liabilities		
Accounts payable to brokerage clients	1	1
Other current liabilities	46	26

- (2) Central Huijin and companies under Central Huijin

As at 30 June 2022 and 31 December 2021, Central Huijin Investment Limited (“Central Huijin”) owned 30.76% of the equity interest of the Company.

Central Huijin is a wholly-owned subsidiary of China Investment Corporation, which is incorporated in Beijing, the PRC. Central Huijin has equity interests in certain other banks and financial institutions under the direction of the PRC government and does not engage in other commercial activities. Central Huijin exercises its legal rights and assumes obligations related to the Company on behalf of the PRC Government.

The Group enters into transactions with Central Huijin and its affiliated companies in the ordinary course of business under normal commercial terms. Corresponding transactions and balances with these banks and financial institutions were as follows:

	Six months ended 30 June	
	2022	2021
Fee and commission income	21,246	56,352
Interest income	269,544	175,955
Other income	-	1,894
Fee and commission expenses	(64,739)	(35,203)
Interest expenses	(73,477)	(94,089)
Other operating expenses and costs	(445)	(337)

NOTES TO THE INTERIM CONDENSED CONSOLIDATED FINANCIAL STATEMENTS (CONTINUED)

FOR THE SIX MONTHS ENDED 30 JUNE 2022

(In RMB thousands, unless otherwise stated)

47 RELATED PARTY DISCLOSURES (CONTINUED)

(2) Central Huijin and companies under Central Huijin (Continued)

	30 June 2022	31 December 2021
Assets		
Financial assets at fair value through other comprehensive income	662,763	10,473
Financial assets at fair value through profit or loss	3,892,162	4,687,554
Derivative financial assets	64,467	119,640
Cash held on behalf of clients	20,748,705	15,630,605
Cash and bank balances	3,597,735	5,305,147
Accounts receivable	515,571	35,095
Right-of-use assets	4,843	4,721
Other current assets	2,357	20,310
Liabilities		
Financial liabilities at fair value through profit or loss	285	–
Accounts payable to brokerage clients	87,940	15,315
Derivative financial liabilities	126,724	214,888
Financial assets sold under repurchase agreements	5,917,635	6,269,076
Short-term borrowings	342,258	81,767
Lease liabilities	4,890	4,544
Other current liabilities	840,250	796,087

(3) Government related entities

According to the provisions of IAS 24 – Related Parties Disclosures, government entities controlled and jointly controlled by the PRC government and their subsidiaries (the “government related entities”) are also regarded as related parties of the Group.

Part of the Group’s transactions including securities and futures dealing and broking, underwriting of debt securities, purchase and sale of government bonds, and equity and debt securities issued by other government related entities are entered into with government related entities.

Directors of the Company consider that transactions with government related entities are activities conducted in the ordinary course of business under normal commercial terms and conditions, and that the dealings of the Group have not been significantly or unduly affected by the fact that the Group and those entities are government related. The Group has also established pricing policies for products and services and such pricing policies do not depend on whether or not the counterparties are government related entities.

NOTES TO THE INTERIM CONDENSED CONSOLIDATED FINANCIAL STATEMENTS (CONTINUED)

*FOR THE SIX MONTHS ENDED 30 JUNE 2022
(In RMB thousands, unless otherwise stated)*

47 RELATED PARTY DISCLOSURES (CONTINUED)

(4) Other major shareholders and its related parties

The Group's major transactions and balances with other major shareholders and its related parties were as follows:

	Six months ended 30 June	
	2022	2021
Fee and commission income	7,496	8,664
Interest income	99,662	111,448
Other income	467	–
Fee and commission expense	(10,331)	(16,504)
Interest expenses	(20,248)	(9,068)
Other operating expenses and costs	(3,320)	(1,114)
	30 June 2022	31 December 2021
Assets		
Financial assets at fair value through other comprehensive income	253,248	–
Financial assets at fair value through profit or loss	378,237	1,157,115
Derivative financial assets	18,251	26,262
Cash held on behalf of clients	9,300,936	5,920,567
Cash and bank balances	1,114,455	1,101,030
Accounts receivable	81,322	35,098
Right-of-use assets	633,167	–
Other current assets	6,361	284
Liabilities		
Accounts payable to brokerage clients	579,012	672,376
Derivative financial liabilities	2,431	9,781
Lease liabilities	658,417	–
Other current liabilities	54,636	13,809

(5) The Group's associates

The Group entered into transactions with its associates at arm's length in the ordinary course of business. Management considers that transactions between the Group and its associates are not significant.

NOTES TO THE INTERIM CONDENSED CONSOLIDATED FINANCIAL STATEMENTS (CONTINUED)

FOR THE SIX MONTHS ENDED 30 JUNE 2022

(In RMB thousands, unless otherwise stated)

47 RELATED PARTY DISCLOSURES (CONTINUED)

(6) Key management personnel

Key management personnel are those who have the authority and responsibility to directly or indirectly plan, direct and control the Group activities, including the board of directors, the board of supervisors and other senior management personnel.

The Group's remuneration paid for key management personnel are disclosed as follows:

	Six months ended 30 June	
	2022	2021
Salaries, bonuses and allowances	82,690	66,959
Staff benefits	618	690
Contributions to defined contribution schemes	1,138	1,221
Total	84,446	68,870

48 FAIR VALUE AND FAIR VALUE HIERARCHY

Fair value is the price that would be received to sell an asset or paid to transfer a liability in an orderly transaction between market participants at the measurement date.

Fair value hierarchy

The Group uses the following hierarchy for determining and disclosing the fair values of financial instruments:

Level 1: where the inputs are unadjusted quoted prices in active markets for identical assets or liabilities at the measurement date.

Level 2: where the inputs are observable for the assets and liabilities, either directly or indirectly, other than quoted prices in Level 1.

Level 3: where the inputs are unobservable inputs for relevant assets or liabilities.

The Group uses valuation techniques or counterparty quotations to determine fair value when market prices are not available in active markets.

The major parameters used in valuation techniques include, among others, underlying securities prices, interest rates, foreign exchange rates, volatilities, which are all observable and available from an active market.

NOTES TO THE INTERIM CONDENSED CONSOLIDATED FINANCIAL STATEMENTS (CONTINUED)

FOR THE SIX MONTHS ENDED 30 JUNE 2022
(In RMB thousands, unless otherwise stated)

48 FAIR VALUE AND FAIR VALUE HIERARCHY (CONTINUED)

For certain unlisted equity securities (private equity securities), thinly traded equity securities, subordinated tranche of asset-backed securities, certain over-the-counter derivative contracts and trust plans, the management uses counterparty quotations or valuation techniques to determine their fair value. Valuation techniques used primarily include discount cash flow model, option pricing model and comparable companies methods, etc. The fair value measurement of these financial instruments may use unobservable inputs that may have significant impact on the valuation results, and therefore, the Group includes them as Level 3 assets and liabilities. The unobservable parameters that may have impacts on the valuation include, among others, liquidity discount, price to book ratio and volatility of underlying assets. As at 30 June 2022 and 31 December 2021, the fair value of the financial assets and liabilities classified under level 3 is not significantly sensitive to a reasonable change in these unobservable inputs. The Group has implemented internal control procedures to monitor and control the Group's exposures to such financial instruments.

(1) Financial instruments recorded at fair value

	30 June 2022			Total
	Level 1	Level 2	Level 3	
Financial assets at fair value through profit or loss				
– Debt instruments	9,211,995	68,634,637	47,848	77,894,480
– Equity investments	18,192,339	6	8,230,254	26,422,599
– Fund investments	8,289,273	8,163,450	1	16,452,724
– Others	–	28,492,214	3,711,281	32,203,495
Subtotal	<u>35,693,607</u>	<u>105,290,307</u>	<u>11,989,384</u>	<u>152,973,298</u>
Financial assets at fair value through other comprehensive income				
– Debt instruments	–	55,465,480	401	55,465,881
– Equity instruments	82,633	–	–	82,633
Subtotal	<u>82,633</u>	<u>55,465,480</u>	<u>401</u>	<u>55,548,514</u>
Derivative financial assets	<u>372,114</u>	<u>1,670,403</u>	<u>754,831</u>	<u>2,797,348</u>
Total assets	<u><u>36,148,354</u></u>	<u><u>162,426,190</u></u>	<u><u>12,744,616</u></u>	<u><u>211,319,160</u></u>
Financial liabilities at fair value through profit or loss				
– Financial liabilities held for trading	–	987,081	–	987,081
– Financial liabilities designated as at fair value through profit or loss	–	50,332	11,343,718	11,394,050
Subtotal	<u>–</u>	<u>1,037,413</u>	<u>11,343,718</u>	<u>12,381,131</u>
Derivative financial liabilities	<u>366,491</u>	<u>1,568,206</u>	<u>1,969,114</u>	<u>3,903,811</u>
Total liabilities	<u><u>366,491</u></u>	<u><u>2,605,619</u></u>	<u><u>13,312,832</u></u>	<u><u>16,284,942</u></u>

NOTES TO THE INTERIM CONDENSED CONSOLIDATED FINANCIAL STATEMENTS (CONTINUED)

FOR THE SIX MONTHS ENDED 30 JUNE 2022

(In RMB thousands, unless otherwise stated)

48 FAIR VALUE AND FAIR VALUE HIERARCHY (CONTINUED)

(1) Financial instruments recorded at fair value (Continued)

	31 December 2021			Total
	Level 1	Level 2	Level 3	
Financial assets at fair value through profit or loss				
– Debt instruments	7,974,743	79,186,453	56,572	87,217,768
– Equity investments	20,990,911	35,274	6,767,301	27,793,486
– Fund investments	9,607,676	6,998,598	167	16,606,441
– Others	5,220	26,259,353	3,665,648	29,930,221
Subtotal	38,578,550	112,479,678	10,489,688	161,547,916
Financial assets at fair value through other comprehensive income				
– Debt instruments	2,123,695	46,136,443	401	48,260,539
– Equity instruments	97,607	–	–	97,607
Subtotal	2,221,302	46,136,443	401	48,358,146
Derivative financial assets	307,716	1,643,790	566,436	2,517,942
Total assets	41,107,568	160,259,911	11,056,525	212,424,004
Financial liabilities at fair value through profit or loss				
– Financial liabilities held for trading	1,029,622	–	–	1,029,622
– Financial liabilities designated as at fair value through profit or loss	–	–	6,770,267	6,770,267
Subtotal	1,029,622	–	6,770,267	7,799,889
Derivative financial liabilities	300,537	1,761,219	2,233,570	4,295,326
Total liabilities	1,330,159	1,761,219	9,003,837	12,095,215

NOTES TO THE INTERIM CONDENSED CONSOLIDATED FINANCIAL STATEMENTS (CONTINUED)

FOR THE SIX MONTHS ENDED 30 JUNE 2022

(In RMB thousands, unless otherwise stated)

48 FAIR VALUE AND FAIR VALUE HIERARCHY (CONTINUED)

(2) Movements in Level 3 Financial Instruments measured at fair value

Movements in Level 3 Financial Instruments measured at fair value in each period/year are as follow:

	Six months ended 30 June 2022				
	Financial assets at fair value through profit or loss	Financial assets at fair value through other comprehensive income	Derivative financial assets	Financial liabilities at fair value through profit or loss	Derivative financial liabilities
1 January 2022	10,489,688	401	566,436	6,770,267	2,233,570
Total gains or losses for the period	274,129	-	1,683,786	(474,080)	(124,066)
Total gains recorded in other comprehensive income	-	-	-	-	-
Increases	4,726,234	-	143,865	5,969,693	769,314
Decreases	(3,350,641)	-	(1,639,256)	(922,162)	(909,704)
Transfers to Level 1 from Level 3	(150,026)	-	-	-	-
30 June 2022	<u>11,989,384</u>	<u>401</u>	<u>754,831</u>	<u>11,343,718</u>	<u>1,969,114</u>
Gains/(losses) for the period included in profit or loss for assets/liabilities held at the end of the period	<u>274,129</u>	<u>-</u>	<u>1,683,786</u>	<u>474,080</u>	<u>124,066</u>

NOTES TO THE INTERIM CONDENSED CONSOLIDATED FINANCIAL STATEMENTS (CONTINUED)

FOR THE SIX MONTHS ENDED 30 JUNE 2022

(In RMB thousands, unless otherwise stated)

48 FAIR VALUE AND FAIR VALUE HIERARCHY (CONTINUED)

(2) Movements in Level 3 Financial Instruments measured at fair value (Continued)

Movements in Level 3 Financial Instruments measured at fair value in each period/year are as follow: (Continued)

	Year ended 31 December 2021				
	Financial assets at fair value through profit or loss	Financial assets at fair value through other comprehensive income	Derivative financial assets	Financial liabilities at fair value through profit or loss	Derivative financial liabilities
1 January 2021	5,050,054	2,494	338,266	1,590,589	1,344,869
Total gains or losses for the year	46,199	6,783	521,633	473,149	1,648,446
Total gains recorded in other comprehensive income	-	(31)	-	-	-
Increases	8,915,820	-	360,004	14,935,089	1,208,471
Decreases	(7,531,674)	(8,845)	(653,467)	(10,228,560)	(1,968,216)
Transfers to Level 3 from Level 2	4,009,289	-	-	-	-
31 December 2021	<u>10,489,688</u>	<u>401</u>	<u>566,436</u>	<u>6,770,267</u>	<u>2,233,570</u>
Gains or losses for the year included in profit or loss for assets/liabilities held at the end of the year	<u>46,199</u>	<u>6,783</u>	<u>521,633</u>	<u>(473,149)</u>	<u>(1,648,446)</u>

(3) Important unobservable input value in fair value measurement of Level 3

The fair value of financial instruments under Level 3 are primarily determined by discounted cash flow model, option pricing model and comparable companies methods, etc. Determinations to classify fair value measures within Level 3 of the valuation hierarchy are primarily based on the significance of the unobservable inputs which mainly include liquidity discount, price to book ratio, volatility of underlying assets and others to the overall fair value measurement.

NOTES TO THE INTERIM CONDENSED CONSOLIDATED FINANCIAL STATEMENTS (CONTINUED)

FOR THE SIX MONTHS ENDED 30 JUNE 2022
(In RMB thousands, unless otherwise stated)

48 FAIR VALUE AND FAIR VALUE HIERARCHY (CONTINUED)

(4) Transfers between Level 1 and Level 2

During the six months ended 30 June 2022, the amount of financial assets at fair value through profit and loss from Level 2 to Level 1 were RMB210.01 million.

During the year ended 31 December 2021, the amount of financial assets at fair value through profit and loss from Level 1 to Level 2 were RMB10.01 million and the amount of financial assets at fair value through profit and loss from Level 2 to Level 1 were RMB504.05 million.

(5) Financial assets and financial liabilities not measured at fair value

The information below summarizes the carrying amounts and fair values of those financial assets and liabilities not measured at fair value in the consolidated statement of financial position. Financial assets and financial liabilities for which the carrying amounts approximate fair value, including financial assets held under resale agreements, refundable deposits, margin accounts, accounts receivable, cash held on behalf of clients, cash and bank balances, lease liabilities, accounts payable to brokerage clients, financial assets sold under repurchase agreements, placements from banks and other financial institutions, short-term borrowings and short-term financing instruments payable are not listed in the table below.

As at 30 June 2022 and 31 December 2021, the carrying amounts and fair value of bonds in issue (including bonds in issue with maturity within one year) are summarized below:

	30 June 2022	31 December 2021
Bonds in issue (including bonds in issue with maturity within one year)		
– Carrying amount (Notes 40 and 41)	91,792,865	104,313,984
– Fair value	<u>92,030,350</u>	<u>104,852,092</u>

49 FINANCIAL INSTRUMENTS RISK MANAGEMENT

The management considers effective risk management a critical element in ensuring the Group's successful operations. Therefore, the Group has established a set of comprehensive risk management and internal control systems to enable the Group to monitor, evaluate and manage various financial risks in its business activities, including primarily credit risk, market risk, liquidity risk and operational risk, etc.

The Group's risk management and control system is not significantly changed compared to 31 December 2021.

NOTES TO THE INTERIM CONDENSED CONSOLIDATED FINANCIAL STATEMENTS (CONTINUED)

FOR THE SIX MONTHS ENDED 30 JUNE 2022

(In RMB thousands, unless otherwise stated)

49 FINANCIAL INSTRUMENTS RISK MANAGEMENT (CONTINUED)

Structure of risk management

The Board

The Board of Directors is the Company's highest decision-making body in risk management, the executive management is the execution body, whilst different units are responsible for directly managing the risks they face in their business or operational activities. The Company has three dedicated risk control departments, namely the Risk Management Department, the Legal and Compliance Department and the Audit Department, which independently monitor and manage risks before the event, during the event and after the event, as per their respective roles and responsibilities.

The Board of Directors is the Group's highest decision-making body in risk management, which makes decisions with respect to the Group's overall risk management strategies and policies, fundamental systems, internal control arrangements, and actions to address material risks faced by the Group, among other things.

The Risk Management Committee under the Board of Directors is responsible for supervising the overall risk management of the Group and ensuring the associated risks are adequately managed so that risk management activities can be effectively carried out through the Group's business and operating activities. The Board's Risk Management Committee also has the following responsibilities: preparing the overall risk management policies for the Board's deliberation; determining the strategic structure and resources for risk management so that they are aligned with the internal risk management policies; setting limits for major risks; and supervising and reviewing the risk management policies and making recommendations to the Board.

The Operation Management

The Company's Executives Committee makes overall decisions with respect to the prevention, control, mitigation, or acceptance of risks in the Group's business and operating activities and makes decisions on efforts to improve the internal control rules and procedures and control measures in accordance with the risk management policies adopted by the Board.

The Company Risk Management Committee of the Executives Committee is responsible for discussing and proposing the Group's risk preference and tolerance as well as overall risk limits, important specific risk limits and risk control criteria for further decision-making; review and approval of specific risk limits and risk control criteria for each business lines; drafting and promoting the implementation of various risk management rules and measures; review and approval of new businesses and products; review and approval of the Group's risk reports and routine compliance risk reports; and formulating risk control strategies and plans for material business matters.

The Chief Risk Officer of the Company is responsible for leading risk management activities across the Company, including organizing the formulation of relevant risk management rules and procedures, improving the Group's comprehensive risk management practices, organizing the pilot work of consolidated risk control and monitoring, and guiding the Risk Management Department in the identification, evaluation, monitoring and reporting of various risks.

NOTES TO THE INTERIM CONDENSED CONSOLIDATED FINANCIAL STATEMENTS (CONTINUED)

FOR THE SIX MONTHS ENDED 30 JUNE 2022
(In RMB thousands, unless otherwise stated)

49 FINANCIAL INSTRUMENTS RISK MANAGEMENT (CONTINUED)

Structure of risk management (Continued)

The Department, Branch and Subsidiary

Each and every department and branch/subsidiary of the Group, whose responsible person assumes primary responsibility for the risk management of the unit, within their respective roles and responsibilities, is responsible for following the decisions, rules and procedures, and risk management policies, and implementing risk-control measures and engaging in direct risk control efforts in their business activities. Every staff of the Group has the responsibility of diligence, prudent prevention and timely reporting on the effectiveness of risk management.

The Risk Management Department that is responsible for risk management of the Group, the Legal and Compliance Department that is responsible for legal affairs and compliance management, and the Audit Department that is responsible for the Group's internal audit activities are the three independent risk management functions that establish their own rules and procedures and operate independently to promote risk management of the Group. Specifically, the Risk Management Department is responsible for risk management before and during the event through risk monitoring and assessment, the Legal Compliance Department is responsible for managing the overall legal and compliance risks of the Group, and the Audit Department is responsible for conducting audits to identify material defects in key rules and procedures and processes, as well as internal control weakness, and supervising corrections and rectifications.

In addition, pursuant to the needs of risk management in investment banking business, aligned with the regulatory requirements, the Company has established the Internal Audit Department. Through such review at the company level, the Company conducts final risk control prior to the delivery of investment banking projects, and assumes the decision making responsibility of the ultimate approval of materials and documents to be submitted, reported, issued or disclosed in the name of the Company.

Risk management activities

The Risk Management Department works with business and management departments to identify major risks and critical controls during the course of different business and management activities, issue the "Risk Classification and Key Control List", and continue to update the same in light of business changes and monitoring findings.

The Group establishes a before-the-event risk control mechanism. It focuses on each of the main business lines to formulate specific risk limits and risk control standards, and has explicit procedures of risk control; the Risk Management Department and the Legal and Compliance Department have involved in the review of new businesses and new products, and participated in the before-the-event evaluation for important projects and the operation system, and have expressed their opinions independently; important risk control parameters are directly under the management and control of the Risk Management Department, which also conducts independent verification for valuation model of financial instruments before going online.

NOTES TO THE INTERIM CONDENSED CONSOLIDATED FINANCIAL STATEMENTS (CONTINUED)

FOR THE SIX MONTHS ENDED 30 JUNE 2022

(In RMB thousands, unless otherwise stated)

49 FINANCIAL INSTRUMENTS RISK MANAGEMENT (CONTINUED)

Risk management activities (Continued)

The Risk Management Department formulates the risk monitoring processes and indicators for key business and management lines. In particular, risk monitoring indicators for brokerage business, proprietary business, securities financing business, asset management business and custodian business as well as risk control indicators including net capital are monitored through the monitoring system, while the risk monitoring for other business or management lines primarily relies on regular and ad hoc monitoring by means of on-site monitoring, risk information reporting, data access and regular meetings.

The Company also formulates operational process for risk assessment, and determines main assessment methods and qualitative and quantitative risk rating criteria for various types of risks. The Risk Management Department assesses and rates the risk matters on an ongoing basis, evaluates the control of major business risks on a regular basis, and conducts comprehensive year-end assessments of the risk control process, risk events and positions, and risk incidents of the departments, branches and subsidiaries as a key component of their performance assessment.

The Group has formulated guidelines for various types of risk management and control, including market risk, credit risk, operational risk, liquidity risk and reputation risk, in order to guide and regulate the response to risks in various business lines. The Group has established crisis management mechanism and programs, and has formulated effective contingency response measures and plans for various businesses, especially for key risks and emergencies such as liquidity crisis, accidents on transaction system and major public health incidents, while emergency response mechanism has been established and is drilled sporadically on a regular or irregular basis.

The Risk Management Department establishes a mechanism for the transfer of risk information and significant risk warnings. The Group establishes the risk information management mechanism, including transferring and managing risk information, and providing significant risk warnings. The Risk Management Department is responsible for formulating operational procedures for communicating and reporting risk information and issuing risk warnings, and the departments and branches and subsidiaries report risk information or issue warnings on potential risks identified by themselves to the Risk Management Department. The Risk Management Department then manages the risk information, performs comprehensive analyzes on various risk information to identify risk control weaknesses and loopholes and propose recommendations on improving risk control, reports significant risks to the Chief Risk Officer and executive management or a Risk Management Committee, and at the same time, communicates risk information to relevant departments, while tracking any follow-up activities. The Risk Management Department prepares risk reports and risk control recommendation reports according to the results on risk identification, monitoring and assessment, and reports the findings to involved parties and the executive management of the Company. The Risk Management Department continuously monitors risks and the risk control status by following up on the implementation of risk control recommendations by relevant parties in managing risks identified in the risk reports.

NOTES TO THE INTERIM CONDENSED CONSOLIDATED FINANCIAL STATEMENTS (CONTINUED)

FOR THE SIX MONTHS ENDED 30 JUNE 2022
(In RMB thousands, unless otherwise stated)

49 FINANCIAL INSTRUMENTS RISK MANAGEMENT (CONTINUED)

Risk analysis and control

Financial risks in the Group's daily operating activities primarily include market risk, liquidity risk, credit risk, and operational risk. The Group has established specific policies and procedures to identify and address these risks, set out appropriate risk limits and internal control processes to manage these risks, and built integrated control system and information technology systems to continuously monitor these risks.

49.1 Credit risk

Credit risks refer to the risks of an economic loss caused by the failure of customers, counterparties or issuers of debt financing instruments (also referred to as financiers) to perform their contractual obligations.

Credit risks of the Group relating to the securities financing business, which includes margin financing and stock pledge repurchase agreement, are primarily attributed to a decline in value, or insufficient liquidity of collateral provided by customers; customers' failure to repay debts in full in a timely manner due to legal disputes over collateral assets; and operational misconducts including fraudulent credit information, violation of contracts and regulatory requirements. Control over credit risks for the securities financing business is managed primarily through risk management education programs for customers, credit due diligence and verification of customers, risk assessment on collateralized (pledged) securities, setup of trading limits, daily mark to market of exposure, issuing risk notification to customers, margin calls, forced position liquidation and legal recourse. The Group performs an assessment of the need for any allowance for impairment in accordance with the ECL model of the accounting standards of IFRS 9, and actively carries out debt recovery activities for defaulting customers.

Credit risk relating to bond investments is primarily due to the decline in the creditworthiness of credit issuer of the debt financing instruments or defaults, counterparty defaults. The Group carries out due diligence for issuers and counterparties, establishes internal ratings for issuers, debts and counterparties, manages the access and size of transactions according to the internal and external rating, and controls credit risk using other tools for subsequent monitoring and management. In the first half of 2022, the Group continues to improve the credit quality of its investment portfolio, optimize the issuer rating and credit granting and concentration management mechanism, strengthen risk early warning, and effectively control the loss of default.

The Group controls credit risks relating to over-the-counter derivative transactions by setting counterparty ratings and credit lines, and setting limits on the size of transactions and related credit risk exposures before transactions can take place. The Group monitors and controls credit risk exposure of counterparties within established limits by adopting mark-to-market practices of derivative transactions and related collateral as well as forced position liquidating procedures.

NOTES TO THE INTERIM CONDENSED CONSOLIDATED FINANCIAL STATEMENTS (CONTINUED)

FOR THE SIX MONTHS ENDED 30 JUNE 2022

(In RMB thousands, unless otherwise stated)

49 FINANCIAL INSTRUMENTS RISK MANAGEMENT (CONTINUED)

Risk analysis and control (Continued)

49.1 Credit risk (Continued)

In order to manage the credit risk arising from the brokerage business, securities brokerage transactions in mainland China are all settled on a fully pledged basis, which enables settlement risks associated with brokerage business to be well under control. The Group strictly complies with relevant trading and settlement rules and procedures to prevent non-compliant financing operations for clients. In addition, for repurchase agreement transaction, through due diligence, establishment of reasonable customer limits and haircut on collateral bonds, setting standards for minimum collateral level of qualified securities and leverage ratios, concentration limits for single securities used as collateral and other measures, the Group prevents customer under-collateralisation. For option transactions, the Group takes measures including margin deposit management, limits setting and forced liquidation control to manage customers' credit risk.

Furthermore, the Company's Risk Management Department monitors credit risk on an ongoing basis, including monitoring the total amount of credit transactions and credit exposures of the same customer, tracking the qualifying credit status of counterparties and bond issuers, monitoring the collateral coverage of securities and financial business, requiring the business department to fulfill its post-investment management duties, as well as using stress testing and sensitivity analysis, amongst other techniques, to measure the credit risk of major business lines.

Expected credit loss measurement

The measurement of the ECL allowance for the debt financial instruments measured at amortized cost and at fair value through other comprehensive income, is an area that requires the use of models and assumptions about the future economic conditions and credit behavior of the clients (such as the likelihood of customers defaulting and the resulting losses).

The Group has applied a "three-stage" impairment model for ECL measurement based on changes in credit quality since the initial recognition of financial assets as summarized below:

- A financial instrument that is not credit-impaired on initial recognition is classified as "Stage 1" and has its credit risk continuously monitored by the Group;
- If a significant increase in credit risk ("SICR") since initial recognition is identified, the financial instrument is moved to "Stage 2" but is not yet deemed to be credit-impaired;
- If the financial instrument is credit-impaired, the financial instrument is then moved to "Stage 3".

Stage 1: The Group measures the loss allowance for a financial instrument at an amount equal to the next 12 months ECL. Stage 2 and Stage 3: The Group measures the loss allowance for a financial instrument at an amount equal to the lifetime ECL. Purchased or originated credit-impaired financial assets are those financial assets that are credit-impaired on initial recognition. The Group has measured the loss allowance for these financial instruments at an amount equal to the lifetime ECL.

NOTES TO THE INTERIM CONDENSED CONSOLIDATED FINANCIAL STATEMENTS (CONTINUED)

FOR THE SIX MONTHS ENDED 30 JUNE 2022
(In RMB thousands, unless otherwise stated)

49 FINANCIAL INSTRUMENTS RISK MANAGEMENT (CONTINUED)

Risk analysis and control (Continued)

49.1 Credit risk (Continued)

Expected credit loss measurement (Continued)

For financial assets applied ECL measurement and classified under Stages 1 and 2, management assesses credit loss allowances using the risk parameter modelling approach that incorporated key parameters, including probability of default (“PD”), loss given default (“LGD”) and exposure at default (“EAD”). For credit-impaired financial assets classified under Stage 3, management assessed the credit loss allowances by estimating the cash flows expected to arise from the financial assets after taking into consideration forward looking factors.

The measurement of ECL adopted by the management according to IFRS 9, involves judgements, assumptions and estimations.

- Selection of the appropriate models and determination of relevant key measurement parameters;
- Criteria for determining whether or not there was a significant increase in credit risk, or a default or impairment loss was incurred;
- Determination of forward-looking measurements and weightings; and
- The estimated future cash flows for the financial assets classified under Stage 3.

Measuring ECL – models and parameters

The ECL is measured on either a 12-month (12M) or Lifetime basis depending on whether a SICR has occurred since initial recognition or whether an asset is considered to be credit-impaired.

The Group fully considers forward-looking information when measuring ECL. ECL are the discounted product of the PD, LGD, and EAD after considering the forward-looking impact.

- PD represents the likelihood of a borrower defaulting on its financial obligation, either over the next 12 months (12M PD), or over the remaining lifetime (Lifetime PD) of the obligation. For securities financing business, the Group determines the PD by borrower based on factors including the coverage ratio of underlying collateral value to margin loan (collateral to loan ratio) and the volatility of such collateral’s valuation. For debt securities investments, internal credit rating is taken into consideration.
- LGD represents the Group’s expectation of the extent of loss on a defaulted exposure. For securities financing business, the Group determines LGD, based on factors including the realizable value of collateral upon forced liquidation taking into consideration the estimated volatility over the realization period. For debt securities investments, LGD is determined based on assessed publicly available information from credit rating agencies, and type of securities.

NOTES TO THE INTERIM CONDENSED CONSOLIDATED FINANCIAL STATEMENTS (CONTINUED)

FOR THE SIX MONTHS ENDED 30 JUNE 2022

(In RMB thousands, unless otherwise stated)

49 FINANCIAL INSTRUMENTS RISK MANAGEMENT (CONTINUED)

Risk analysis and control (Continued)

49.1 Credit risk (Continued)

Expected credit loss measurement (Continued)

Measuring ECL – models and parameters (Continued)

- EAD is based on the amounts the Group expects to be owed at the time of default, over the next 12 months (12M EAD) or over the remaining lifetime (Lifetime EAD).

The criteria of Significant increase in credit risk (SICR)

The Group evaluates debt financial instruments to identify whether a SICR has occurred since initial recognition at each balance sheet date. An ECL allowance of financial assets is recognized according to the stage in which the assets are classified. This took account of what reasonable information, including forward looking information, is available to identify whether a SICR had arisen. The Group considers a financial instrument to have experienced a SICR when one or more of the following quantitative, qualitative or backstop criteria have been met.

For securities financing business, the Group sets differentiated collateral to loan ratios as triggering margin calls and force liquidation thresholds (force liquidation thresholds generally no less than 130%) against different exposures related to these transactions, based on the obligors' credit quality, operation situation, contract maturity date, the volatility and liquidity of related collateral securities, and related performance information.

For securities financing business, the Group considered securities financing business to have experienced a SICR if collateral to loan ratios are lower than the force liquidation thresholds, which means a decline in collateral valuation or the quality of the third-party collateral is significantly reduced. As at 30 June 2022 and 31 December 2021, over 95% of the securities financing balances of the Group were covered by collateral value of over the force liquidation thresholds of related loan or repo amounts.

For debt securities investments, the Group makes use of its internal rating measurement system's results. The Group considers debt securities investments to have experienced a SICR if the latest internal ratings of the issuers of debt securities or the debt securities themselves underwent two notches of downward migration or more, compared with those ratings as at the acquisition date; and if the latest internal rating of issuers of debt securities or the debt securities themselves were under the predetermined grading. As at 30 June 2022 and 31 December 2021, majority of the debt securities investments of the Group were rated as investment grade or above and there was no SICR.

A backstop is applied to all relevant financial assets and they are considered to have experienced a SICR if the borrower, the counterparty, the issuer or the debtor is more than 30 days past due on its contractual payments.

The Group has used the low credit risk exemption for financial instruments, such as cash and bank accounts, settlement reserve, refundable deposits, financial assets held under resale agreements collateralized by debt securities.

NOTES TO THE INTERIM CONDENSED CONSOLIDATED FINANCIAL STATEMENTS (CONTINUED)

FOR THE SIX MONTHS ENDED 30 JUNE 2022
(In RMB thousands, unless otherwise stated)

49 FINANCIAL INSTRUMENTS RISK MANAGEMENT (CONTINUED)

Risk analysis and control (Continued)

49.1 Credit risk (Continued)

Expected credit loss measurement (Continued)

Definition of default and credit impairment

The Group assesses whether a financial instrument has been credit-impaired in a manner consistent with its internal credit risk policies for managing financial instruments. The consideration includes qualitative criteria, quantitative criteria and upper limit. The Group defines a financial instrument as credit-impaired, which is fully aligned with the definition of “in default”, when it meets one or more of the following criteria:

- The borrower is more than 90 days past due on its contractual payments;
- For securities financing business, forced liquidation of a client’s position is triggered based on a predetermined threshold of loan to collateral ratios; whereby the collateral valuation falls short of the related loan or repo amounts;
- The latest internal ratings of issuers of debt securities or debt securities themselves are in default grade;
- The debtor, issuer, borrower or counterparty is in significant financial difficulty;
- An active market for that financial asset has disappeared because of debtor’s financial difficulties;
- Concessions have been made by the Group relating to the debtor, issuer, borrower or counterparty’s financial difficulty;
- It is becoming probable that the debtor, issuer, borrower, or counterparty will enter bankruptcy or undertake a financial restructuring, etc.

When a financial asset is considered to be credit-impaired, it may be the result of multiple events, not due to a separately identifiable event.

In summary, the “three-stage” classification criteria for securities financing business is:

- Securities financing business with collateral to loan ratios above the force liquidation thresholds and those past due for no more than 30 days are classified under Stage 1.
- Securities financing business with collateral to loan ratios fall below the pre-determined force liquidation thresholds but above 100%; or those past due for more than 30 days but no more than 90 days are classified under Stage 2.
- Securities financing business with collateral to loan ratios fall below 100%; or those past due for more than 90 days are classified under Stage 3.

NOTES TO THE INTERIM CONDENSED CONSOLIDATED FINANCIAL STATEMENTS (CONTINUED)

FOR THE SIX MONTHS ENDED 30 JUNE 2022

(In RMB thousands, unless otherwise stated)

49 FINANCIAL INSTRUMENTS RISK MANAGEMENT (CONTINUED)

Risk analysis and control (Continued)

49.1 Credit risk (Continued)

Expected credit loss measurement (Continued)

Forward-looking information

The assessment of SICR and the calculation of ECL both incorporate forward-looking information. The Group has performed historical data analysis and identified the key economic variables impacting credit risk and ECL for each financial instrument portfolio. Key economic variables mainly include the cumulative growth rate of Domestic Gross Domestic Product (GDP), Producer Price Index (PPI), Fixed Asset Investments Completion Rate and the growth rate of the financial institutions' loan balances. Regression analysis has been performed to determine the relationships between these economic variables and macro factors. The Group forecasts the economic variables under different economic scenarios and applies them in the measurement of ECL with Merton Model.

For all portfolios the Group concluded that three scenarios appropriately captured non-linearities of key economic variables. The scenario weightings are determined by a combination of statistical analysis and expert judgement, taking account of the range of possible outcomes each chosen scenario is representative of. The Group reevaluates the quantity and characteristic of these scenarios at each balance sheet date. As at 30 June 2022 and 31 December 2021, the Group set three scenarios of optimism, base and pessimism for analysis of main product types, and the probability-weight of base scenario adopted by the Group was more than that of the other scenarios.

The assessment of SICR is performed using the Lifetime PD under each of the base and other scenarios multiplied by the associated scenario weighting, as well as qualitative criteria, quantitative criteria and upper limit. The Group measures ECL as either a probability weighted 12-month ECL or a probability weighted lifetime ECL. These probability-weighted ECLs are determined by running each scenario through the relevant ECL model and multiplying it by the appropriate scenario weighting.

As at 30 June 2022, by taking current economy situation, pandemic's impact and supporting policies applied by the government into comprehensive consideration, the Company updated the relevant economic indicators used for forward-looking measurement according to the latest economic forecast. As with any economic forecasts, the projections and likelihoods of occurrence are subject to a high degree of inherent uncertainty and therefore the actual outcomes may be significantly different to those projected. The Group considers these forecasts to represent its best estimate of the possible outcomes as at the financial statement date.

NOTES TO THE INTERIM CONDENSED CONSOLIDATED FINANCIAL STATEMENTS (CONTINUED)

FOR THE SIX MONTHS ENDED 30 JUNE 2022
(In RMB thousands, unless otherwise stated)

49 FINANCIAL INSTRUMENTS RISK MANAGEMENT (CONTINUED)

Risk analysis and control (Continued)

49.1 Credit risk (Continued)

Expected credit loss measurement (Continued)

Sensitivity analysis

The allowance for credit losses is sensitive to the inputs used in internally developed models, macroeconomic variables in the forward-looking forecasts, weighting applied to economic scenarios and other factors considered when applying expert judgement. Changes in these inputs, assumptions and judgements are likely to have an impact on the measurement of ECLs.

As mentioned above, the Group adopts three scenarios for all portfolios, being the optimistic scenario, base scenario and pessimistic scenario. A sensitivity analysis was applied to these scenarios as at 30 June 2022 and 31 December 2021 and the results were as follows:

- (i) The incremental impact on the ECL allowance of applying the probability weighted scenarios was no more than a 5% deviation from the base ECL scenario;
- (ii) The decremental impact on the ECL allowance of increasing the weighting applied to the optimistic scenario by 10% and a corresponding reduction of 10% weighting applied to the base scenario was no more than 5% of the ECL allowance;
- (iii) The incremental impact of shifting 10% of the weighting from the base case scenario to the pessimistic scenario was no more than 5% of the ECL allowance.

Meanwhile, the Group also uses sensitivity analysis to monitor the impact of changes to the credit risk classification of financial assets on ECL. As at 30 June 2022 and 31 December 2021, assuming there was no SICR since initial recognition, and all the financial assets in Stage 2 were moved to Stage 1, the decremental impact on ECL allowance recognized in statement of financial position would be less than 5%.

Collateral and other credit enhancements

The Group employed a range of policies and credit enhancements to mitigate credit risk exposure to an acceptable level. The most common of these is accepting collateral for funds advanced or guarantee. The Group determined the type and amount of collateral according to the credit risk evaluation of counterparties. The collateral under margin financing and reverse repurchase agreements is primarily stocks, debt securities, funds etc. The management would test the market value of collateral periodically, and send margin calls according to related agreements, also monitor the market value fluctuation of collaterals when reviewing the measurement of the loss allowance.

NOTES TO THE INTERIM CONDENSED CONSOLIDATED FINANCIAL STATEMENTS (CONTINUED)

FOR THE SIX MONTHS ENDED 30 JUNE 2022

(In RMB thousands, unless otherwise stated)

49 FINANCIAL INSTRUMENTS RISK MANAGEMENT (CONTINUED)

Risk analysis and control (Continued)

49.1 Credit risk (Continued)

Expected credit loss measurement (Continued)

Impairment provision of securities financing business

As at 30 June 2022, the percentage of impairment provision applied by the Group on securities financing business under the Stage 1, Stage 2 and Stage 3 were 0.25%, 9.08% and 84.89%, respectively (31 December 2021: 0.21% · 4.12% and 70.85%).

Credit risk exposure analysis

As at 30 June 2022 and 31 December 2021, the credit quality of the Group's financing exposures to customers was in good condition and over 95% of the securities financing business of the Group were with collateral to loan ratios no lower than the force liquidation thresholds. High threshold of margin loans to collateral ratios indicated that PD was low. For debt securities investments, the Group employed both open market credit ratings and internal credit ratings simultaneously as admittance criteria. The debt securities will be admitted only when the internal and external ratings criteria are met. Majority of the Group's debt securities investments were rated as investment grade (AA) or above externally.

The Group's maximum exposure to credit risk without taking into account of any collateral and other credit enhancements:

	30 June 2022	31 December 2021
Financial assets at fair value through profit or loss	121,483,306	128,418,814
Cash held on behalf of clients	108,159,807	88,118,755
Margin accounts	52,980,150	57,808,146
Financial assets at fair value through other comprehensive income	55,465,881	48,260,539
Deposits in banks	28,831,806	36,002,716
Financial assets held under resale agreements	21,126,910	19,021,754
Refundable deposits	10,851,512	10,395,629
Derivative financial assets	2,797,348	2,517,942
Others	26,516,192	23,663,592
Total maximum credit risk exposure	428,212,912	414,207,887

NOTES TO THE INTERIM CONDENSED CONSOLIDATED FINANCIAL STATEMENTS (CONTINUED)

*FOR THE SIX MONTHS ENDED 30 JUNE 2022
(In RMB thousands, unless otherwise stated)*

49 FINANCIAL INSTRUMENTS RISK MANAGEMENT (CONTINUED)

Risk analysis and control (Continued)

49.1 Credit risk (Continued)

ECL	30 June 2022			Total
	Stage of ECL			
	Stage 1	Stage 2	Stage 3	
	12-month ECL	Lifetime ECL	Lifetime ECL (Credit- impaired)	
Margin accounts				
Carrying amount	53,107,184	108	1,065,284	54,172,576
Loss allowance	(127,139)	(3)	(1,065,284)	(1,192,426)
Book value	<u>52,980,045</u>	<u>105</u>	<u>-</u>	<u>52,980,150</u>
Financial assets held under resale agreements				
Carrying amount	20,649,866	209,901	911,231	21,770,998
Loss allowance	(12,440)	(19,058)	(612,590)	(644,088)
Book value	<u>20,637,426</u>	<u>190,843</u>	<u>298,641</u>	<u>21,126,910</u>
Including: stock-pledged repurchase business				
Carrying amount	3,652,935	209,901	911,231	4,774,067
Loss allowance	(12,440)	(19,058)	(612,590)	(644,088)
Collateral	<u>12,107,078</u>	<u>624,206</u>	<u>1,222,767</u>	<u>13,954,051</u>
Financial assets at fair value through other comprehensive income (debt instruments)				
Book value	<u>55,465,480</u>	-	<u>401</u>	<u>55,465,881</u>
Loss allowance	<u>(466,668)</u>	-	<u>(13,372)</u>	<u>(480,040)</u>

NOTES TO THE INTERIM CONDENSED CONSOLIDATED FINANCIAL STATEMENTS (CONTINUED)

FOR THE SIX MONTHS ENDED 30 JUNE 2022

(In RMB thousands, unless otherwise stated)

49 FINANCIAL INSTRUMENTS RISK MANAGEMENT (CONTINUED)

Risk analysis and control (Continued)

49.1 Credit risk (Continued)

ECL	31 December 2021			Total
	Stage of ECL			
	Stage 1	Stage 2	Stage 3	
	12-month ECL	Lifetime ECL	Lifetime ECL (Credit-impaired)	
Margin accounts				
Carrying amount	57,923,903	1,362	1,062,781	58,988,046
Loss allowance	(117,063)	(56)	(1,062,781)	(1,179,900)
Book value	<u>57,806,840</u>	<u>1,306</u>	<u>–</u>	<u>57,808,146</u>
Financial assets held under resale agreements				
Carrying amount	18,338,264	–	1,325,320	19,663,584
Loss allowance	(12,703)	–	(629,127)	(641,830)
Book value	<u>18,325,561</u>	<u>–</u>	<u>696,193</u>	<u>19,021,754</u>
Including: stock-pledged repurchase business				
Carrying amount	3,026,091	–	1,325,320	4,351,411
Loss allowance	(12,703)	–	(629,127)	(641,830)
Collateral	<u>11,840,014</u>	<u>–</u>	<u>2,632,884</u>	<u>14,472,898</u>
Financial assets at fair value through other comprehensive income (debt instruments)				
Book value	<u>48,260,138</u>	<u>–</u>	<u>401</u>	<u>48,260,539</u>
Loss allowance	<u>(417,714)</u>	<u>–</u>	<u>(13,372)</u>	<u>(431,086)</u>

NOTES TO THE INTERIM CONDENSED CONSOLIDATED FINANCIAL STATEMENTS (CONTINUED)

FOR THE SIX MONTHS ENDED 30 JUNE 2022
(In RMB thousands, unless otherwise stated)

49 FINANCIAL INSTRUMENTS RISK MANAGEMENT (CONTINUED)

Risk analysis and control (Continued)

49.1 Credit risk (Continued)

The movements of loss allowance are mainly affected by:

- Increases are primarily attributable to new financial instruments recognized, changes in PD, LGD and expected cash flow recovery rate affected by market changes, the resulted movements amongst Stage 1, Stage 2 and Stage 3, and updates of parameters and assumptions in the ECL model;
- Reversals include the reversals caused by the redemption or disposal of financial assets, the impact of changes in model parameters and assumption;
- Transfers between stages due to financial instruments experiencing significant increases (or decreases) in credit risk or becoming credit-impaired, and the corresponding measurement basis changes between the 12-month (12M) or the Lifetime basis; and
- Foreign exchange and other movements include changes in foreign exchange translations for assets denominated in foreign currencies and other movements.

The Group's credit risk exposure of financial instruments for which an ECL allowance is recognized as follows according to the stage of ECL:

(i) Credit loss allowance for margin accounts

	Stage of ECL			Total
	Stage 1	Stage 2	Stage 3	
	12-month ECL	Lifetime ECL	Lifetime ECL (Credit- impaired)	
1 January 2022	117,063	56	1,062,781	1,179,900
Increases	65,707	3	-	65,710
Reversals	(56,695)	(2)	(820)	(57,517)
Write-offs	-	-	(804)	(804)
Transfer:				
Stage 1 to stage 2	(2)	2	-	-
Stage 2 to stage 1	56	(56)	-	-
Foreign exchange and other movements	1,010	-	4,127	5,137
30 June 2022	<u>127,139</u>	<u>3</u>	<u>1,065,284</u>	<u>1,192,426</u>

NOTES TO THE INTERIM CONDENSED CONSOLIDATED FINANCIAL STATEMENTS (CONTINUED)

FOR THE SIX MONTHS ENDED 30 JUNE 2022

(In RMB thousands, unless otherwise stated)

49 FINANCIAL INSTRUMENTS RISK MANAGEMENT (CONTINUED)

Risk analysis and control (Continued)

49.1 Credit risk (Continued)

(i) Credit loss allowance for margin accounts (Continued)

	Stage of ECL			Total
	Stage 1	Stage 2	Stage 3	
	12-month ECL	Lifetime ECL	Lifetime ECL (Credit-impaired)	
1 January 2021	99,346	2	1,069,322	1,168,670
Increases	95,814	54	2,197	98,065
Reversals	(78,089)	–	(5,170)	(83,259)
Write-offs	–	–	(341)	(341)
Transfer:				
Stage 1 to stage 2	(2)	2	–	–
Stage 1 to stage 3	(1)	–	1	–
Stage 2 to stage 1	2	(2)	–	–
Foreign exchange and other movements	(7)	–	(3,228)	(3,235)
31 December 2021	<u>117,063</u>	<u>56</u>	<u>1,062,781</u>	<u>1,179,900</u>

NOTES TO THE INTERIM CONDENSED CONSOLIDATED FINANCIAL STATEMENTS (CONTINUED)

FOR THE SIX MONTHS ENDED 30 JUNE 2022
(In RMB thousands, unless otherwise stated)

49 FINANCIAL INSTRUMENTS RISK MANAGEMENT (CONTINUED)

Risk analysis and control (Continued)

49.1 Credit risk (Continued)

(ii) Credit loss allowance for financial assets held under resale agreements

	Stage of ECL			Total
	Stage 1	Stage 2	Stage 3	
	12-month ECL	Lifetime ECL	Lifetime ECL (Credit- impaired)	
1 January 2022	12,703	–	629,127	641,830
Increases	8,275	18,700	92,630	119,605
Reversals	(8,180)	–	(109,167)	(117,347)
Write-offs	–	–	–	–
Transfer:				
Stage 1 to stage 2	(358)	358	–	–
30 June 2022	<u>12,440</u>	<u>19,058</u>	<u>612,590</u>	<u>644,088</u>

	Stage of ECL			Total
	Stage 1	Stage 2	Stage 3	
	12-month ECL	Lifetime ECL	Lifetime ECL (Credit- impaired)	
1 January 2021	41,902	576	1,043,291	1,085,769
Increases	5,034	–	164,631	169,665
Reversals	(33,483)	(576)	(579,538)	(613,597)
Write-offs	–	–	–	–
Transfer:				
Stage 1 to stage 3	(743)	–	743	–
Foreign exchange and other movements	(7)	–	–	(7)
31 December 2021	<u>12,703</u>	<u>–</u>	<u>629,127</u>	<u>641,830</u>

NOTES TO THE INTERIM CONDENSED CONSOLIDATED FINANCIAL STATEMENTS (CONTINUED)

FOR THE SIX MONTHS ENDED 30 JUNE 2022

(In RMB thousands, unless otherwise stated)

49 FINANCIAL INSTRUMENTS RISK MANAGEMENT (CONTINUED)

Risk analysis and control (Continued)

49.1 Credit risk (Continued)

(iii) *Credit loss allowance for financial assets at fair value through other comprehensive income (debt instruments)*

	Stage of ECL			Total
	Stage 1	Stage 2	Stage 3	
	12-month ECL	Lifetime ECL	Lifetime ECL (Credit-impaired)	
1 January 2022	417,714	–	13,372	431,086
Increases	161,753	–	–	161,753
Reversals	(107,551)	–	–	(107,551)
Write-offs	(5,367)	–	–	(5,367)
Foreign exchange and other movements	119	–	–	119
30 June 2022	<u>466,668</u>	<u>–</u>	<u>13,372</u>	<u>480,040</u>

	Stage of ECL			Total
	Stage 1	Stage 2	Stage 3	
	12-month ECL	Lifetime ECL	Lifetime ECL (Credit-impaired)	
1 January 2021	297,592	–	20,124	317,716
Increases	258,258	–	–	258,258
Reversals	(137,611)	–	–	(137,611)
Write-offs	(462)	–	(6,752)	(7,214)
Foreign exchange and other movements	(63)	–	–	(63)
31 December 2021	<u>417,714</u>	<u>–</u>	<u>13,372</u>	<u>431,086</u>

NOTES TO THE INTERIM CONDENSED CONSOLIDATED FINANCIAL STATEMENTS (CONTINUED)

FOR THE SIX MONTHS ENDED 30 JUNE 2022
(In RMB thousands, unless otherwise stated)

49 FINANCIAL INSTRUMENTS RISK MANAGEMENT (CONTINUED)

Risk analysis and control (Continued)

49.2 Liquidity risk

Liquidity risks refer to the risks that the Group is unable to acquire sufficient funds in a timely manner at a reasonable cost, in response to repay due debts, fulfill other payment obligations and meet other funding needs during normal course of business.

The Group has established clear decision-making levels, authority delegation and risk control rules and procedures, and clearly defined the roles and responsibilities of the Board of Directors, executive management and business departments in liquidity risk control. The Asset and Liability Management Committee of the Executives Committee is responsible for organizing and managing the asset and liability allocation plan of the Group, reviewing and approving the internal valuation interest rate of capital and emergency plans for liquidity risk. The Group established the Treasury Operations Department to initiate the management of the liquidity of its proprietary funds, accounting for expanding mid- and long-term stable funding channels, reasonably adjusting the asset allocation among various business lines, and steadily optimizing its assets and liabilities structure. The Group implements liquidity risk limits management and conducts daily and monthly liquidity position analyzes to manage liquidity movements. For effective management of market liquidity risk of its securities portfolios, the Group has implemented securities centralization management for securities investment and financing activities, and has adopted credit rating criteria for fixed-income securities investments. The Group has improved its daily practice for liquidity risk management and control mechanism with the assistance of liquidity reserve asset management system, refining internal funds transfer pricing (FTP) system, as well as establishing and optimizing liquidity emergency plans and stress tests. During the six months ended 30 June 2022, the Group has appropriately planned its scale and structure of assets and liabilities, promoted the overall management of liabilities, and maintained sufficient liquidity reserve and ensured its regulatory liquidity coverage ratio and net stable funding ratio were being fully complied with, and its liquidity risk was closely monitored and controlled.

NOTES TO THE INTERIM CONDENSED CONSOLIDATED FINANCIAL STATEMENTS (CONTINUED)

FOR THE SIX MONTHS ENDED 30 JUNE 2022

(In RMB thousands, unless otherwise stated)

49 FINANCIAL INSTRUMENTS RISK MANAGEMENT (CONTINUED)

Risk analysis and control (Continued)

49.2 Liquidity risk (Continued)

The maturity profile of the financial liabilities as at the end of the reporting period/year, based on their contractual undiscounted payments, is as follows:

	30 June 2022					Total
	Overdue/ repayable on demand	Less than 3 months	3 months to 1 year	1 to 5 years	More than 5 years	
Accounts payable to brokerage clients	114,389,211	-	-	-	-	114,389,211
Lease liabilities	-	156,167	350,520	1,267,812	14,928	1,789,427
Derivative financial liabilities	3,842,838	49,041	11,932	-	-	3,903,811
Financial liabilities at fair value through profit or loss	226,049	1,733,092	2,586,889	7,835,101	-	12,381,131
Financial assets sold under repurchase agreements	-	92,073,720	3,947,230	-	-	96,020,950
Placements from banks and other financial institutions	-	2,014,156	506,319	-	-	2,520,475
Short-term borrowings	-	564,149	-	-	-	564,149
Short-term financing instruments payable	-	10,581,062	5,222,857	-	-	15,803,919
Bonds in issue	-	344,062	1,262,864	56,120,241	-	57,727,167
Others ⁽ⁱ⁾	24,225,015	15,308,323	27,699,521	2,344	603	67,235,806
Total	142,683,113	122,823,772	41,588,132	65,225,498	15,531	372,336,046
Cash flows from derivative financial liabilities settled on a net basis	3,842,838	47,923	220	-	-	3,890,981
Gross-settled derivative financial liabilities	-	1,118	11,712	-	-	12,830
Contractual amounts receivable	-	-	-	-	-	-
Contractual amounts payable	-	1,118	11,712	-	-	12,830

(i) Others mainly include bonds in issue with maturity within one year, and trading deposits for return swaps.

NOTES TO THE INTERIM CONDENSED CONSOLIDATED FINANCIAL STATEMENTS (CONTINUED)

FOR THE SIX MONTHS ENDED 30 JUNE 2022
(In RMB thousands, unless otherwise stated)

49 FINANCIAL INSTRUMENTS RISK MANAGEMENT (CONTINUED)

Risk analysis and control (Continued)

49.2 Liquidity risk (Continued)

The maturity profile of the financial liabilities as at the end of the reporting period/year, based on their contractual undiscounted payments, is as follows (Continued):

	31 December 2021					Total
	Overdue/ repayable on demand	Less than 3 months	3 months to 1 year	1 to 5 years	More than 5 years	
Accounts payable to brokerage clients	93,082,812	-	-	-	-	93,082,812
Lease liabilities	-	169,276	333,136	1,423,211	19,615	1,945,238
Derivative financial liabilities	4,263,723	25,515	6,088	-	-	4,295,326
Financial liabilities at fair value through profit or loss	-	77,454	2,270,557	5,454,392	-	7,802,403
Financial assets sold under repurchase agreements	-	97,193,025	2,497,310	-	-	99,690,335
Placements from banks and other financial institutions	-	8,553,649	-	-	-	8,553,649
Short-term borrowings	-	987,408	-	-	-	987,408
Short-term financing instruments payable	-	6,756,536	11,755,938	-	-	18,512,474
Bonds in issue	-	283,694	1,220,906	62,258,639	-	63,763,239
Others (i)	25,677,287	15,549,250	29,917,864	4,657	596	71,149,654
Total	123,023,822	129,595,807	48,001,799	69,140,899	20,211	369,782,538
Cash flows from derivative financial liabilities settled on a net basis	4,263,723	24,520	7	-	-	4,288,250
Gross-settled derivative financial liabilities	-	995	6,081	-	-	7,076
Contractual amounts receivable	-	-	-	-	-	-
Contractual amounts payable	-	995	6,081	-	-	7,076

(i) Others mainly include bonds in issue with maturity within one year, and trading deposits for return swaps.

NOTES TO THE INTERIM CONDENSED CONSOLIDATED FINANCIAL STATEMENTS (CONTINUED)

FOR THE SIX MONTHS ENDED 30 JUNE 2022

(In RMB thousands, unless otherwise stated)

49 FINANCIAL INSTRUMENTS RISK MANAGEMENT (CONTINUED)

Risk analysis and control (Continued)

49.2 Liquidity risk (Continued)

The table below analyzes the Group's lease agreements, which were committed as at 30 June 2022 and 31 December 2021 but not commenced into the relevant maturity groupings based on their contractual maturities:

	30 June 2022				Total
	Less than 1 year	1 to 2 years	2 to 5 years	More than 5 years	
Lease liabilities	<u>73,147</u>	<u>73,147</u>	<u>219,842</u>	<u>64,906</u>	<u>431,042</u>
	31 December 2021				Total
	Less than 1 year	1 to 2 years	2 to 5 years	More than 5 years	
Lease liabilities	<u>39,804</u>	<u>73,785</u>	<u>209,869</u>	<u>91,147</u>	<u>414,605</u>

49.3 Market risk

Market risk represents risk of fluctuations in fair values or future cash flows of financial instruments due to movements in market prices. Market risks primarily include stock price risk, interest rate risk, foreign exchange rate risk, and other price risks.

For market risks, the Group has established a sound risk management organizational structure and built risk management processes that enables end-to-end coverage of investment activities before, during and after making the investments, with risk limits applied to every investment. The Group annually reviews and approves risk limits for the Group as well as each and every proprietary business lines, including exposure limits, stop-loss limits, VaR limits, sensitivity index limit and stress testing limits, and charges the Risk Management Department to monitor and supervise their implementation and compliance. The Group has adopted daily mark-to-market practices, and implemented stop-loss procedures commensurate with its trading strategies. On a regular basis, the Group assesses the risk tolerance of its proprietary business lines, the effectiveness of its risks control and the income level after risk adjustments, and includes the assessment results in the performance evaluation of these business lines. The Group makes on-going efforts to improve its proprietary business management system, including automated controls over relevant limit indicators.

During the six months ended 30 June 2022, while the Group earns reasonable investment returns, market risks are effectively controlled within the scope of various risk limit indicators.

NOTES TO THE INTERIM CONDENSED CONSOLIDATED FINANCIAL STATEMENTS (CONTINUED)

FOR THE SIX MONTHS ENDED 30 JUNE 2022
(In RMB thousands, unless otherwise stated)

49 FINANCIAL INSTRUMENTS RISK MANAGEMENT (CONTINUED)

Risk analysis and control (Continued)

49.3 Market risk (Continued)

(1) Value at risk (VaR)

The Group adopts VaR as a tool to measure the market risk of its entire securities investment portfolio comprising different types and varieties of financial instruments. VaR is a method that estimates the maximum possible loss on the portfolio due to movements in market interest rates or securities prices over a specified time period and within a given confidence level.

The VaR of the Group's investment portfolio is calculated using the portfolio's historical data information. Although VaR analysis is a key instrument for measuring market risk, it has to rely on historical data and relevant information, and accordingly, it has certain inherent limitations so that it may not accurately predict the future changes of risk factors and in particular, cannot effectively reflect the risk under extreme market conditions. As a supplementary measure, the Group implements daily and specific stress tests to assess the impact on extreme adverse movements in risk indicators to the net capital of the Group and the profit and loss on proprietary portfolio and proposes emergency plans with relevant recommendations and measures accordingly.

Consistent with its internal risk management policy and comparable with peers, the Group's VaR was computed at a confidence level of 95% and with a holding period of 1 trading day. The Group's VaR analysis by risk categories is summarized as follows:

	30 June 2022	31 December 2021
Equity price-sensitive financial instruments	222,489	97,736
Interest rate-sensitive financial instruments	120,296	75,604

(2) Interest rate risk

Interest rate risk represents the risk of losses to the fair values or future cash flows of financial instruments due to adverse movements in market interest rates. The Group's interest rate risk primarily comes from the interest rate-sensitive financial instruments whose fair values are subject to changes due to adverse movements in market interest rates.

The Group primarily uses interest rate sensitivity analysis to monitor its interest rate risk. Sensitivity analysis measures the impact of fair value changes of financial instruments held at the period-end on the Group's total revenue and total equity when reasonable and possible changes occur to interest rates, assuming all other variables remain the same and market interest rates shift in a parallel manner and not considering any risk management actions that the management may take to reduce its interest rate risk.

NOTES TO THE INTERIM CONDENSED CONSOLIDATED FINANCIAL STATEMENTS (CONTINUED)

FOR THE SIX MONTHS ENDED 30 JUNE 2022

(In RMB thousands, unless otherwise stated)

49 FINANCIAL INSTRUMENTS RISK MANAGEMENT (CONTINUED)

Risk analysis and control (Continued)

49.3 Market risk (Continued)

(2) Interest rate risk (Continued)

Interest rate sensitivity analysis of are as follows:

Sensitivity to revenue	30 June 2022	31 December 2021
Change in basis points		
+25 basis points	(476,095)	(605,412)
- 25 basis points	478,319	609,842
	_____	_____
Sensitivity to equity	30 June 2022	31 December 2021
Change in basis points		
+25 basis points	(286,003)	(273,109)
- 25 basis points	288,511	275,879
	_____	_____

(3) Foreign currency rate risk

As at 30 June 2022, the foreign exchange exposure is approximately RMB2,662 million (31 December 2021: RMB6,177 million). The Group manages its foreign exchange rate risk by implementing integrated management of domestic and foreign Fixed-Income securities, Currencies and Commodities (FICC) and derivatives business, and manages its foreign exchange risk by limiting the scale of foreign-currency-denominated assets and liabilities and the comprehensive position of foreign exchange settlement and sales, setting the company's self-operated investment stop-loss limit, risk exposure limit, and using foreign exchange derivative risk hedging tools. The majority of its income-generating business activities under the current structure are conducted in RMB, with only a small portion denominated in foreign currencies. Given the small portion of the foreign-currency-denominated businesses in both its assets and liabilities portfolio and income structure, the Group believes that its foreign exchange rate risk has an insignificant impact on its current operations.

(4) Other price risks

Other price risks refer to risks of fair value decline to the Group's investment portfolio due to fluctuations in market prices other than stock prices, interest rates, and foreign exchange rates, including primarily commodity prices. The Group's investment portfolio primarily comprises equity securities, fixed income businesses as well as their derivative instruments. Other market price-related businesses include gold trading and commodity derivatives trading where the Group primarily focuses on providing liquidity services and arbitrage trading with insignificant risk exposure. Accordingly, the Group believes that the other price risks do not have a significant impact on the Group's current operations.

NOTES TO THE INTERIM CONDENSED CONSOLIDATED FINANCIAL STATEMENTS (CONTINUED)

FOR THE SIX MONTHS ENDED 30 JUNE 2022
(In RMB thousands, unless otherwise stated)

49 FINANCIAL INSTRUMENTS RISK MANAGEMENT (CONTINUED)

Risk analysis and control (Continued)

49.4 Capital management

The Group's objectives of capital management are:

- To safeguard the Group's ability to continue as a going concern so that it can continue to provide returns for equity holders and benefits for other stakeholders;
- To support the Group's stability and growth;
- To maintain a strong capital base to support the development of their business; and
- To comply with the capital requirements under the PRC regulations.

In accordance with Administrative Measures for Risk Control Indicators of Securities Companies (Revised 2016) (the "Administrative Measures") issued by the CSRC in 2016 and Calculation Standards for Risk Control Indicators of Securities Companies (CSRC Announcement [2020] No.10) (the "Calculation Standards") issued by the CSRC in 2020, respectively, the Company is required to meet the following standards for risk control indicators on a continual basis:

- The risk coverage ratio shall be no less than 100%;
- The capital leverage ratio shall be no less than 8%;
- The liquidity coverage ratio shall be no less than 100%;
- The net stable funding ratio shall be no less than 100%;

Risk coverage ratio = net capital/sum of various risk capital provisions x 100%,

Capital leverage ratio = core net capital/total asset on-/off-balance-sheet x 100%,

Liquidity coverage ratio = high quality liquid assets/net cash outflow in 30 days x 100%,

Net stable funding ratio = available amount of stable funding/required amount of stable funding x 100%.

Core net capital refers to net assets minus risk adjustments on certain types of assets as defined in the Calculation Standards.

In March 2020, the Group received a Notice on the Matters about the Pilot of Consolidated Risk Control and Monitoring from CSRC (Notice of Department of Institutions (2020) No. 663), which allowed the Group to officially participate in the pilot of consolidated risk control and to implement differentiated calculation standards for risk control indicators.

NOTES TO THE INTERIM CONDENSED CONSOLIDATED FINANCIAL STATEMENTS (CONTINUED)

FOR THE SIX MONTHS ENDED 30 JUNE 2022

(In RMB thousands, unless otherwise stated)

50 EVENTS AFTER THE REPORTING PERIOD

(1) Issuance of short-term corporate bond

In July 2022, the Company publicly issued a 91-day fixed rate short-term corporate bond to professional investors with a face value of RMB1 billion ("22 Xintou S1"). The bond pays the principal and interest at 1.78% upon maturity and is not guaranteed.

(2) Issuance of short-term commercial paper

In July 2022, the Company publicly issued a 149-day fixed rate commercial paper with a face value of RMB4 billion ("22 CSC CP002"). The bond pays the principal and interest at 1.93% upon maturity and is not guaranteed.

In July 2022, the Company publicly issued a 302-day fixed rate commercial paper with a face value of RMB3 billion ("22 CSC CP003"). The bond pays the principal and interest at 2.14% upon maturity and is not guaranteed.

In July 2022, the Company publicly issued a 175-day fixed rate commercial paper with a face value of RMB3 billion ("22 CSC CP004"). The bond pays the principal and interest at 1.92% upon maturity and is not guaranteed.

(3) Issuance of perpetual subordinated bond

In August 2022, the Company publicly issued a perpetual subordinated bond with a face value of RMB2 billion. The bond is repriced every 5 interest-accruing years and at the end of the repricing cycle, the Company has the option to extend the bond for another repricing cycle (another five years) or redeem it in full. The bond accrues interest at floating rate with an initial fixed annual interest rate of 3.20% in the first 5 interest-accruing years and will be repriced every 5 years from the sixth year. The bond pays interest annually in case of the Company not exercising the option to defer the interest payment and is not guaranteed.

Independent Auditor's Report

To the Shareholders of CSC Financial Co., Ltd.
(Incorporated in the People's Republic of China with limited liability)

OPINION

What we have audited

The consolidated financial statements of CSC Financial Co., Ltd. (the "Company") and its subsidiaries (the "Group"), which are set out on pages 265 to 436, comprise:

- the consolidated statement of financial position as at 31 December 2021;
- the consolidated income statement for the year then ended;
- the consolidated statement of comprehensive income for the year then ended;
- the consolidated statement of changes in equity for the year then ended;
- the consolidated statement of cash flows for the year then ended; and
- the notes to the consolidated financial statements, which include significant accounting policies and other explanatory information.

Our opinion

In our opinion, the consolidated financial statements give a true and fair view of the consolidated financial position of the Group as at 31 December 2021, and of its consolidated financial performance and its consolidated cash flows for the year then ended in accordance with International Financial Reporting Standards ("IFRSs") and have been properly prepared in compliance with the disclosure requirements of the Hong Kong Companies Ordinance.

Independent Auditor's Report (Continued)

BASIS FOR OPINION

We conducted our audit in accordance with International Standards on Auditing (“ISAs”). Our responsibilities under those standards are further described in the Auditor’s Responsibilities for the Audit of the Consolidated Financial Statements section of our report.

We believe that the audit evidence we have obtained is sufficient and appropriate to provide a basis for our opinion.

Independence

We are independent of the Group in accordance with the International Code of Ethics for Professional Accountants (including International Independence Standards) issued by the International Ethics Standards Board for Accountants (“the IESBA Code”), and we have fulfilled our other ethical responsibilities in accordance with the IESBA Code.

KEY AUDIT MATTERS

Key audit matters are those matters that, in our professional judgement, were of most significance in our audit of the consolidated financial statements of the current period. These matters were addressed in the context of our audit of the consolidated financial statements as a whole, and in forming our opinion thereon, and we do not provide a separate opinion on these matters.

Key audit matters identified in our audit are summarized as follows:

- Consolidation of structured entities
- Expected credit impairment allowance of Margin accounts, Financial assets held under resale agreements and Financial assets at fair value through other comprehensive income (debt instruments)
- Valuation of financial instruments measured at fair value and classified as Level 3

Independent Auditor's Report (Continued)

Key Audit Matter

How our audit addressed the Key Audit Matter

Consolidation of structured entities

Refer to Note 2.3, 3.2(5) and 48 to the consolidated financial statements.

The Group acted as asset manager for, or invested in, a number of investment funds and asset management plans which were structured entities. Management made significant judgements when concluding on whether the Group controlled, and therefore should consolidate these structured entities.

Management has determined that the Group had control of certain structured entities based on their assessment of: i) the Group's power over the entities; ii) its exposure to variable returns from its involvement with those entities; and iii) its ability to use its power to affect the amount of its returns from these structured entities. Those structured entities over which Management has concluded the Group had control have been consolidated and their aggregated total assets were RMB3,507.50 million as at 31 December 2021.

The significant judgements exercised by Management in assessing whether the Group had control over the structured entities and the amount of structured entities managed or invested by the Group resulted in this matter being identified as a key audit matter.

We obtained an understanding of the management's internal control and assessment process of the consolidation assessment of structured entities, and assessed the inherent risk of material misstatement by considering the degree of estimation uncertainty and level of other inherent risk factors.

We evaluated and tested the effectiveness of the design and operation of the Group's internal controls related to the consolidation assessment of structured entities, including the judgement of power, the calculation of variable returns, and the consolidation scope and results.

We read a sample of the contracts from the Group's asset management and investment portfolio to assess: i) the extent of power the Group had over its structured entities; ii) the Group's exposure or rights to variable returns from its involvement with those structured entities; and iii) the relationship between the Group's power and returns with respect to the structured entities.

We selected a sample of Management's calculations of the Group's exposure or rights to variable returns from its involvement with the structured entities. We then traced the data used in these calculations back to the related contracts and other materials, and re-performed the calculations to test their accuracy.

Based on the audit procedures performed above, the judgements of consolidating structured entities made by Management were considered acceptable.

Independent Auditor's Report (Continued)

Key Audit Matter	How our audit addressed the Key Audit Matter
<p>Expected credit impairment allowance of Margin accounts, Financial assets held under resale agreements and Financial assets at fair value through other comprehensive income (debt instruments)</p>	
<p>Refer to Notes 3.1(5), 3.2(1), 13, 23, 24, 28 and 53.1 to the consolidated financial statements.</p>	
<p>As at 31 December 2021, the Group recognized the following financial assets in its consolidated statement of financial position:</p>	
<ul style="list-style-type: none">• Margin accounts amounted to RMB58,988.05 million with a credit loss allowance of RMB1,179.90 million;• Financial assets held under resale agreements amounted to RMB19,663.58 million with a credit loss allowance of RMB641.83 million;• Financial assets at fair value through other comprehensive income (debt instruments) amounted to RMB48,260.54 million with a credit loss allowance of RMB431.09 million.	<p>We obtained an understanding of the management's internal control and assessment process of expected credit impairment allowance of margin accounts, financial assets held under resale agreements, financial assets measured at amortized cost and debt instruments measured at fair value through other comprehensive income, and assessed the inherent risk of material misstatement by considering the degree of estimation uncertainty and level of other inherent risk factors.</p>
<p>The credit impairment reversals for the aforesaid financial assets recognized in the Group's consolidated income statement for the year ended 31 December 2021 amounted to RMB308.48 million.</p>	<p>We understood, evaluated and tested the Group's internal controls relating to the measurement of ECL, primarily including:</p> <ol style="list-style-type: none">(1) Governance over ECL models, including the selection and approval of modelling methodology; and the ongoing monitoring and optimization of the models;(2) Significant management judgements and assumptions, including the judgement of model selections, parameters estimation, significant increase in credit risk ("SICR"), defaults and credit-impaired, and the approval of forward-looking measurements;(3) Internal controls over the accuracy and completeness of key inputs used by the models;(4) Internal controls relating to estimated future cash flows for the financial assets classified under Stage 3.

Independent Auditor's Report (Continued)

Key Audit Matter	How our audit addressed the Key Audit Matter
<p>Management applied a three – stage impairment model to calculate their ECL. For such financial assets classified under Stages 1 and 2, Management assessed credit loss allowances using the risk parameter modelling approach that incorporated key parameters, including probability of default, loss given default and exposure at default. For credit-impaired financial assets classified under Stage 3, Management assessed the credit loss allowances by estimating the cash flows expected to arise from the financial assets.</p> <p>The measurement model for ECL involves significant management judgements and assumptions for each type of product and investment, primarily including the following:</p> <ol style="list-style-type: none"> (1) Selection of the appropriate models and determination of relevant key measurement parameters; (2) Criteria for determining whether or not there was a significant increase in credit risk, or a default or impairment loss was incurred; (3) Determination of forward-looking measurements and weightings; and (4) The estimated future cash flows for the financial assets classified under Stage 3. 	<p>We assessed the appropriateness of the modelling methodologies adopted for ECL measurement. We also examined the underlying coding for model measurement on a sample basis, to test whether or not the models reflect the modelling methodologies documented by the Management.</p> <p>We examined key inputs used by the models, including related financial assets risk exposure, the value of the collateral of Margin accounts and Financial assets held under resale agreements, credit rating information of the debt instruments etc, on a sample basis.</p> <p>We examined appropriateness of the management's application of SICR, defaults and credit impairment criteria on a sample basis, based on information such as the borrower's credit, guarantees and overdue days, etc.</p> <p>For forward-looking measurements, we assessed the management's setting of economic scenarios and weightings, the selection of economic indicators and the reasonableness of the prediction of economic indicators by using statistical techniques. In addition, we performed sensitivity analysis of economic scenarios and weightings.</p>

The Group has established governance processes and controls over the measurement of ECL.

Independent Auditor's Report (Continued)

Key Audit Matter	How our audit addressed the Key Audit Matter
<p>For measuring ECL, the Group developed a number of complex models, adopted numerous parameters and data inputs, and applied significant management judgements and assumptions. In addition, the amounts involved were significant to the Group's consolidated financial statements. This led to this matter being identified as a key audit matter.</p>	<p>For financial assets classified under Stage 3, we examined, on a sample basis, the credit loss allowance calculated by Management with reference to information of borrowers, the latest collateral valuations and payback period, etc.</p> <p>Based on the audit procedures performed, we considered the models, key parameters, significant judgements and assumptions adopted by Management in the ECL measurement and the measurement result to be acceptable.</p>

Independent Auditor's Report (Continued)

Key Audit Matter

How our audit addressed the Key Audit Matter

Valuation of financial instruments measured at fair value and classified as Level 3

Refer to Note 3.1(5)、3.2(3)、22、23、30、36 and 52(1)、(2)、(3) to the consolidated financial statements.

As at 31 December 2021, the Group's financial instruments included those classified under Level 3 in the fair value hierarchy ("Level 3 Financial Instruments"), which were measured using valuation techniques that involve significant unobservable inputs. Such inputs included liquidity discount, price to book ratio and volatility of underlying assets, etc. The amounts of Level 3 financial assets and financial liabilities as at 31 December 2021 were RMB11,056.53 million and RMB9,003.84 million, respectively.

Valuation of the Level 3 Financial Instruments was a key area of audit focus due to the size of their amounts and the significant judgement and assumptions made by the management, including the selection of models and unobservable inputs used in the valuation process.

We obtained an understanding of the management's internal control and assessment process of the valuation of Level 3 Financial Instruments measured at fair value, and assessed the inherent risk of material misstatement by considering the degree of estimation uncertainty and level of other inherent risk factors.

We evaluated the design and tested the operating effectiveness of the Group's relevant controls over data inputs to the Level 3 Financial Instruments valuation models and the ongoing monitoring and optimization of the models.

We evaluated the appropriateness of the models used by management for the valuation of Level 3 Financial Instruments based on those used in current industry practice.

We also evaluated on a sample basis the accuracy of the observable inputs and the reasonableness and appropriateness of the unobservable inputs used for measuring the fair value of Level 3 Financial Instruments with reference to relevant market data.

We performed an independent valuation and sensitivity analysis of the Level 3 Financial Instruments on a sample basis.

Based on the results of our procedures performed above, we considered the models and parameters adopted and the valuation estimated by the management to be acceptable.

Independent Auditor's Report (Continued)

OTHER INFORMATION

The directors of the Company are responsible for the other information. The other information comprises all of the information included in the annual report other than the consolidated financial statements and our auditor's report thereon.

Our opinion on the consolidated financial statements does not cover the other information and we do not express any form of assurance conclusion thereon.

In connection with our audit of the consolidated financial statements, our responsibility is to read the other information and, in doing so, consider whether the other information is materially inconsistent with the consolidated financial statements or our knowledge obtained in the audit or otherwise appears to be materially misstated.

If, based on the work we have performed, we conclude that there is a material misstatement of this other information, we are required to report that fact. We have nothing to report in this regard.

RESPONSIBILITIES OF DIRECTORS AND THOSE CHARGED WITH GOVERNANCE FOR THE CONSOLIDATED FINANCIAL STATEMENTS

The directors of the Company are responsible for the preparation of the consolidated financial statements that give a true and fair view of these consolidated financial statements in accordance with IFRSs and the disclosure requirements of the Hong Kong Companies Ordinance, and for such internal control as the directors determine is necessary to enable the preparation of consolidated financial statements that are free from material misstatement, whether due to fraud or error.

In preparing the consolidated financial statements, the directors are responsible for assessing the Group's ability to continue as a going concern, disclosing, as applicable, matters related to going concern and using the going concern basis of accounting unless the directors either intend to liquidate the Group or to cease operations, or have no realistic alternative but to do so.

Those charged with governance are responsible for overseeing the Group's financial reporting process.

AUDITOR'S RESPONSIBILITIES FOR THE AUDIT OF THE CONSOLIDATED FINANCIAL STATEMENTS

Our objectives are to obtain reasonable assurance about whether the consolidated financial statements as a whole are free from material misstatement, whether due to fraud or error, and to issue an auditor's report that includes our opinion. We report our opinion solely to you, as a body, and for no other purpose. We do not assume responsibility towards or accept liability to any other person for the contents of this report. Reasonable assurance is a high level of assurance, but is not a guarantee that an audit conducted in accordance with ISAs will always detect a material misstatement when it exists. Misstatements can arise from fraud or error and are considered material if, individually or in the aggregate, they could reasonably be expected to influence the economic decisions of users taken on the basis of these consolidated financial statements.

As part of an audit in accordance with ISAs, we exercise professional judgement and maintain professional scepticism throughout the audit. We also:

- Identify and assess the risks of material misstatement of the consolidated financial statements, whether due to fraud or error, design and perform audit procedures responsive to those risks, and obtain audit evidence that is sufficient and appropriate to provide a basis for our opinion. The risk of not detecting a material misstatement resulting from fraud is higher than for one resulting from error, as fraud may involve collusion, forgery, intentional omissions, misrepresentations, or the override of internal control.
- Obtain an understanding of internal control relevant to the audit in order to design audit procedures that are appropriate in the circumstances, but not for the purpose of expressing an opinion on the effectiveness of the Group's internal control.
- Evaluate the appropriateness of accounting policies used and the reasonableness of accounting estimates and related disclosures made by the directors.
- Conclude on the appropriateness of the directors' use of the going concern basis of accounting and, based on the audit evidence obtained, whether a material uncertainty exists related to events or conditions that may cast significant doubt on the Group's ability to continue as a going concern. If we conclude that a material uncertainty exists, we are required to draw attention in our auditor's report to the related disclosures in the consolidated financial statements or, if such disclosures are inadequate, to modify our opinion. Our conclusions are based on the audit evidence obtained up to the date of our auditor's report. However, future events or conditions may cause the Group to cease to continue as a going concern.

Independent Auditor's Report (Continued)

- Evaluate the overall presentation, structure and content of the consolidated financial statements, including the disclosures, and whether the consolidated financial statements represent the underlying transactions and events in a manner that achieves fair presentation.
- Obtain sufficient appropriate audit evidence regarding the financial information of the entities or business activities within the Group to express an opinion on the consolidated financial statements. We are responsible for the direction, supervision and performance of the group audit. We remain solely responsible for our audit opinion.

We communicate with those charged with governance regarding, among other matters, the planned scope and timing of the audit and significant audit findings, including any significant deficiencies in internal control that we identify during our audit.

We also provide those charged with governance with a statement that we have complied with relevant ethical requirements regarding independence, and to communicate with them all relationships and other matters that may reasonably be thought to bear on our independence, and where applicable, actions taken to eliminate threats or safeguards applied.

From the matters communicated with those charged with governance, we determine those matters that were of most significance in the audit of the consolidated financial statements of the current period and are therefore the key audit matters. We describe these matters in our auditor's report unless law or regulation precludes public disclosure about the matter or when, in extremely rare circumstances, we determine that a matter should not be communicated in our report because the adverse consequences of doing so would reasonably be expected to outweigh the public interest benefits of such communication.

The engagement partner on the audit resulting in this independent auditor's report is Siaw Jian Chern.

PricewaterhouseCoopers
Certified Public Accountants

Hong Kong, 30 March 2022

Consolidated Income Statement

For the year ended 31 December 2021
(In RMB thousands, unless otherwise stated)

	Note	Year ended 31 December	
		2021	2020
Revenue			
Fee and commission income	6	15,357,591	13,624,258
Interest income	7	8,984,511	7,103,653
Net investment gains	8	8,024,083	8,673,322
		<u>32,366,185</u>	<u>29,401,233</u>
Other income	9	6,666,772	1,318,892
		<u>39,032,957</u>	<u>30,720,125</u>
Total revenue and other income			
Fee and commission expenses	10	(1,920,970)	(1,599,870)
Interest expenses	10	(7,234,074)	(5,772,932)
Staff costs	10	(7,851,617)	(6,436,296)
Tax and surcharges		(167,801)	(156,047)
Other operating expenses and costs	10	(9,106,393)	(3,244,948)
Credit impairment reversals/(losses)	13	297,871	(1,318,850)
Impairment losses on other assets		(31,291)	(77,324)
		<u>(26,014,275)</u>	<u>(18,606,267)</u>
Total expenses			
Operating profit		<u>13,018,682</u>	<u>12,113,858</u>
Share of profits and losses of associates		2,144	11,865
		<u>13,020,826</u>	<u>12,125,723</u>
Profit before income tax			
Income tax expense	14	(2,785,762)	(2,589,038)
		<u>10,235,064</u>	<u>9,536,685</u>
Profit for the year			
Attributable to:			
Equity holders of the Company		10,238,704	9,509,429
Non-controlling interests		(3,640)	27,256
		<u>10,235,064</u>	<u>9,536,685</u>
Earnings per share attributable to ordinary equity holders of the Company (expressed in RMB yuan per share)			
– Basic and diluted	16	1.25	1.20

The accompanying notes form an integral part of these consolidated financial statements.

Consolidated Statement of Comprehensive Income

For the year ended 31 December 2021

(In RMB thousands, unless otherwise stated)

	Year ended 31 December	
	2021	2020
Profit for the year	10,235,064	9,536,685
Other comprehensive income		
Items that may be reclassified to profit or loss in subsequent years		
Net gains on investments in debt instruments measured at fair value through other comprehensive income	644,576	190,485
Net gains/(losses) on investments in debt instruments measured at fair value through other comprehensive income reclassified to profit or loss on disposal	13,358	(151,015)
Income tax relating to these items	(163,450)	(8,546)
	494,484	30,924
Share of other comprehensive income of associates	25	9
Foreign currency translation differences	(58,698)	(100,171)
Items that will not be reclassified subsequently to profit or loss		
Net (losses)/gains on investments in equity instruments designated as at fair value through other comprehensive income	(105,282)	69,843
Income tax relating to these items	37,536	(17,958)
	(67,746)	51,885
Other comprehensive income/(loss) for the year, net of tax	368,065	(17,353)
Total comprehensive income for the year	10,603,129	9,519,332
Attributable to:		
Equity holders of the Company	10,606,769	9,492,076
Non-controlling interests	(3,640)	27,256
	10,603,129	9,519,332

The accompanying notes form an integral part of these consolidated financial statements.

Consolidated Statement of Financial Position

As at 31 December 2021

(In RMB thousands, unless otherwise stated)

	Note	31 December 2021	31 December 2020
Non-current assets			
Property, plant and equipment	17	701,008	572,287
Right-of-use assets	18	1,822,761	996,674
Investment properties		49,146	56,133
Intangible assets	19	519,133	360,478
Investment in associates	21	111,002	229,286
Financial assets at fair value through profit or loss	22	7,576,009	6,015,508
Financial assets at fair value through other comprehensive income	23	–	3,225,144
Financial assets held under resale agreements	24	9,906	1,348,317
Refundable deposits	25	10,395,629	8,740,991
Deferred tax assets	26	1,967,844	1,725,519
Other non-current assets	27	94,082	98,365
Total non-current assets		23,246,520	23,368,702
Current assets			
Margin accounts	28	57,808,146	46,515,175
Accounts receivable	29	23,075,172	8,018,153
Financial assets at fair value through profit or loss	22	153,971,907	132,640,140
Financial assets at fair value through other comprehensive income	23	48,358,146	44,871,712
Derivative financial assets	30	2,517,942	1,632,209
Financial assets held under resale agreements	24	19,011,848	14,768,886
Cash held on behalf of clients	31	88,118,755	70,268,389
Cash and bank balances	32	36,002,716	28,580,085
Other current assets	33	680,274	564,692
Total current assets		429,544,906	347,859,441
Total assets		452,791,426	371,228,143

Consolidated Statement of Financial Position (Continued)

As at 31 December 2021

(In RMB thousands, unless otherwise stated)

	Note	31 December 2021	31 December 2020
Current liabilities			
Accounts payable to brokerage clients	34	93,082,812	74,710,488
Lease liabilities	35	444,289	323,956
Derivative financial liabilities	30	4,295,326	2,424,620
Financial liabilities at fair value through profit or loss	36	2,345,498	347,466
Financial assets sold under repurchase agreements	37	99,595,667	84,512,239
Placements from banks and other financial institutions	38	8,528,656	9,035,700
Taxes payable	39	1,486,151	1,393,426
Short-term borrowings	40	987,374	625,174
Short-term financing instruments payable	41	18,290,179	42,296,044
Other current liabilities	42	75,365,016	34,497,643
Total current liabilities		304,420,968	250,166,756
Net current assets		125,123,938	97,692,685
Total assets less current liabilities		148,370,458	121,061,387
Non-current liabilities			
Financial liabilities at fair value through profit or loss	36	5,454,391	1,248,263
Bonds in issue	43	60,020,192	50,016,307
Lease liabilities	35	1,359,022	655,308
Deferred tax liabilities	26	1,525,316	1,065,416
Other non-current liabilities		5,253	4,646
Total non-current liabilities		68,364,174	52,989,940
Net assets		80,006,284	68,071,447

Consolidated Statement of Financial Position (Continued)

As at 31 December 2021

(In RMB thousands, unless otherwise stated)

	Note	31 December 2021	31 December 2020
Equity			
Share capital	44	7,756,695	7,756,695
Other equity instruments	45	14,937,500	9,961,509
Reserves	46	31,323,286	27,940,854
Retained earnings		25,800,975	22,076,125
Equity attributable to equity holders of the Company		79,818,456	67,735,183
Non-controlling interests		187,828	336,264
Total equity		80,006,284	68,071,447

The accompanying notes form an integral part of these consolidated financial statements.

Approved and authorized for issue by the Board of Directors on 30 March 2022.

Wang Changqing

Chairman

Li Geping

Executive Director and General Manager

Consolidated Statement of Changes in Equity

For the year ended 31 December 2021

(In RMB thousands, unless otherwise stated)

	Attributable to equity holders of the Company											
	Note	Reserves								Subtotal	Non-controlling interests	Total
		Share capital	Other equity instruments	Capital reserve	Surplus reserves	General reserves	Investment revaluation reserve	Foreign currency translation reserve	Retained earnings			
At 1 January 2021		7,756,695	9,961,509	12,490,667	4,524,647	10,548,880	286,290	90,370	22,076,125	67,735,183	336,264	68,071,447
Profit for the year		-	-	-	-	-	-	-	10,238,704	10,238,704	(3,640)	10,235,064
Other comprehensive income for the year		-	-	-	-	-	426,763	(58,698)	-	368,065	-	368,065
Total comprehensive income for the year		-	-	-	-	-	426,763	(58,698)	10,238,704	10,606,769	(3,640)	10,603,129
Capital injected by equity holders												
- Capital injected by other equity instrument holders	45	-	4,975,991	-	-	-	-	-	-	4,975,991	-	4,975,991
- Others		-	-	(43,041)	-	-	-	-	-	(43,041)	(133,969)	(177,010)
Appropriation to surplus reserves	46	-	-	-	1,114,925	-	-	-	(1,114,925)	-	-	-
Appropriation to general reserves	46	-	-	-	-	1,965,293	-	-	(1,965,293)	-	-	-
Dividends - 2020	15	-	-	-	-	-	-	-	(2,908,761)	(2,908,761)	-	(2,908,761)
Distribution to other equity instrument holders	15	-	-	-	-	-	-	-	(547,685)	(547,685)	-	(547,685)
Dividends to non-controlling interests		-	-	-	-	-	-	-	-	-	(4,490)	(4,490)
Others		-	-	-	(22,810)	-	-	-	22,810	-	(6,337)	(6,337)
At 31 December 2021		7,756,695	14,937,500	12,447,626	5,616,762	12,514,173	713,053	31,672	25,800,975	79,818,456	187,828	80,006,284

Consolidated Statement of Changes in Equity (Continued)

For the year ended 31 December 2021
(In RMB thousands, unless otherwise stated)

	Attributable to equity holders of the Company											
	Note	Share capital	Other equity instruments	Reserves					Retained earnings	Subtotal	Non-controlling interests	Total
				Capital reserve	Surplus reserves	General reserves	Investment revaluation reserve	Foreign currency translation reserve				
At 1 January 2020		7,646,385	9,980,698	8,753,213	3,573,328	8,691,508	203,472	190,541	17,542,774	56,581,919	312,815	56,894,734
Profit for the year		-	-	-	-	-	-	-	9,509,429	9,509,429	27,256	9,536,685
Other comprehensive income for the year		-	-	-	-	-	82,818	(100,171)	-	(17,353)	-	(17,353)
Total comprehensive income for the year		-	-	-	-	-	82,818	(100,171)	9,509,429	9,492,076	27,256	9,519,332
Capital injected by equity holders												
- Issuance of A shares	44	110,310	-	3,737,454	-	-	-	-	-	3,847,764	-	3,847,764
- Capital injected by other equity instrument holders	45	-	(19,189)	-	-	-	-	-	-	(19,189)	-	(19,189)
Appropriation to surplus reserves	46	-	-	-	951,319	-	-	-	(951,319)	-	-	-
Appropriation to general reserves	46	-	-	-	-	1,857,372	-	-	(1,857,372)	-	-	-
Dividends - 2019	15	-	-	-	-	-	-	-	(1,796,901)	(1,796,901)	-	(1,796,901)
Distribution to other equity instrument holders	15	-	-	-	-	-	-	-	(370,486)	(370,486)	-	(370,486)
Dividends to non-controlling interests		-	-	-	-	-	-	-	-	-	(3,807)	(3,807)
At 31 December 2020		7,756,695	9,961,509	12,490,667	4,524,647	10,548,880	286,290	90,370	22,076,125	67,735,183	336,264	68,071,447

The accompanying notes form an integral part of these consolidated financial statements.

Consolidated Statement of Cash Flows

For the year ended 31 December 2021

(In RMB thousands, unless otherwise stated)

	Year ended 31 December	
	2021	2020
Cash flows from operating activities		
Profit before income tax	13,020,826	12,125,723
Adjustments for:		
Interest expenses on bonds in issue, short-term financing instruments payable, borrowings and lease liabilities	3,854,544	3,343,280
Dividend income and interest income from financial assets at fair value through other comprehensive income	(1,791,380)	(1,314,437)
Net gains from disposal of financial assets at fair value through other comprehensive income	(111,527)	(403,282)
Net gains from disposal of subsidiaries and associates	(556,091)	–
Share of profits/losses from associates and joint ventures	(2,144)	(11,865)
Net losses/(gains) on disposal of property, plant, equipment and other assets	1,494	(237)
Revaluation gains on financial instruments at fair value through profit or loss	(931,436)	(1,049,174)
Net foreign exchange losses	33,122	16,471
Depreciation and amortization	746,538	644,150
Credit impairment (reversals)/losses	(297,871)	1,318,850
Impairment losses on other assets	31,291	77,324
	<u>13,997,366</u>	<u>14,746,803</u>
Net changes in operating assets		
Margin accounts	(10,995,679)	(18,529,559)
Financial assets at fair value through profit or loss	(21,787,293)	(44,646,486)
Cash held on behalf of clients	(17,774,268)	(17,551,464)
Financial assets held under resale agreements	(2,472,616)	4,000,259
Other operating assets	(16,280,617)	(12,750,403)
	<u>(69,310,473)</u>	<u>(89,477,653)</u>

Consolidated Statement of Cash Flows (Continued)

*For the year ended 31 December 2021
(In RMB thousands, unless otherwise stated)*

	Year ended 31 December	
	2021	2020
Net changes in operating liabilities		
Accounts payable to brokerage clients	18,372,325	20,084,752
Financial liabilities at fair value through profit or loss	6,134,556	396,931
Financial assets sold under repurchase agreements	15,035,548	29,020,165
Placements from banks and other financial institutions	(500,000)	(240,000)
Other operating liabilities	12,230,683	(10,475,940)
	51,273,112	38,785,908
Net cash outflow from operating activities before tax	(4,039,995)	(35,944,942)
Income tax paid	(2,614,851)	(2,362,925)
Net cash outflow from operating activities	(6,654,846)	(38,307,867)
Cash flows from investing activities		
Net cash flow from purchase or disposal of financial assets at fair value through other comprehensive income	223,625	(11,967,096)
Dividend income and interest income received from financial assets at fair value through other comprehensive income	1,779,281	1,010,653
Cash paid for purchase of property, plant and equipment, intangible assets and other assets	(620,361)	(432,774)
Net cash flow from investments in associates	413,243	(25,224)
Other cash flows from investing activities	985	2,243
Net cash inflow/(outflow) from investing activities	1,796,773	(11,412,198)

Consolidated Statement of Cash Flows (Continued)

For the year ended 31 December 2021

(In RMB thousands, unless otherwise stated)

	Year ended 31 December	
	2021	2020
Cash flows from financing activities		
Cash inflows from perpetual bonds	5,000,000	5,000,000
Cash inflows from issuance of A shares	–	3,884,000
Cash inflows from borrowing activities	26,794,483	21,634,588
Cash inflows from issuing bonds	153,316,326	166,509,294
Cash outflows from dividend distribution to ordinary shareholders	(2,908,761)	(1,796,901)
Cash outflows from distribution to other equity instrument holders	(417,500)	(516,500)
Cash outflows from distribution to subsidiaries' non-controlling equity holders	(10,827)	(3,807)
Repayments of interest on debts	(3,179,295)	(3,321,880)
Repayments of debts	(165,285,731)	(154,921,466)
Repayments of perpetual bonds	–	(5,000,000)
Other cash outflows from financing activities	(797,112)	(642,465)
Net cash inflow from financing activities	12,511,583	30,824,863
Net change in cash and cash equivalents	7,653,510	(18,895,202)
Cash and cash equivalents at the beginning of the year	27,765,499	46,935,568
Effect of exchange rate changes on cash and cash equivalents	(183,657)	(274,867)
Cash and cash equivalents at the end of the year (Note 47)	35,235,352	27,765,499

The accompanying notes form an integral part of these consolidated financial statements.

Notes to the Consolidated Financial Statements

For the year ended 31 December 2021

(In RMB thousands, unless otherwise stated)

1 GENERAL INFORMATION

CSC Financial Co., Ltd. (the “Company”) (formerly known as China Securities Finance Co., Ltd.) is the successor entity of China Securities Finance Limited Liability Company which was approved for establishment by the China Securities Regulatory Commission (the “CSRC”) on 2 November 2005. The original registered capital of the Company was RMB2,700,000,000. The registered address of the Company is Unit 4, No.66 Anli Road, Chaoyang District, Beijing, the People’s Republic of China (the “PRC”).

The Company received the approval of CSRC on 30 June 2011 to convert into a joint stock company, with registered capital increased to RMB6,100,000,000.

The Company completed its initial public offering of overseas listed foreign shares (“H shares”) on The Stock Exchange of Hong Kong Limited on 9 December 2016. Under this offering, the Company issued a total of 1,076,470,000 new shares with a nominal value of RMB1 per share. On 5 January 2017, the Company issued an additional 69,915,238 H shares through partial exercise of the over-allotment option with a nominal value of RMB1 per share. The registered capital of the Company increased to RMB7,246,385,238 after such issuance. The Company completed the industrial and commercial registration for these changes on 5 June 2017, and obtained its new business license with the Unified Social Credit Code of 91110000781703453H on 9 June 2017.

The Company completed its initial public offering of domestic listed shares (“A shares”) on the Shanghai Stock Exchange on 20 June 2018. The Company issued a total of 400,000,000 shares with a nominal value of RMB1 per share. After this issuance, the share capital of the Company increased to RMB7,646,385,238. The Company completed the registration procedure for its non-public offering of A-shares in the Shanghai branch of China Securities Depository and Clearing Co., Ltd. on 28 December 2020. The Company issued a total of 110,309,559 shares with a nominal value of RMB1 per share. After this issuance, the share capital of the Company increased to RMB7,756,694,797. And the company completed the registration procedures for the change of business license related to the registered capital on 25 June 2021.

The principal activities of the Company and its subsidiaries (collectively, the “Group”) include securities brokerage, financial advisory relating to securities trading and securities investment activities, securities underwriting and sponsoring, proprietary trading and investment of securities, securities asset management, agency sale of securities investment funds, introducing brokerage for futures companies, margin financing and securities lending services, agency sale of financial products, market-making of stock options, custodian services for securities investment funds, and sale of precious metal products, commodity futures brokerage, financial futures brokerage and asset management, equity investment and corporate management services, investment management, raising and management of investment funds, investment management of equity investment, investment consulting, project consulting.

Notes to the Consolidated Financial Statements (Continued)

For the year ended 31 December 2021

(In RMB thousands, unless otherwise stated)

2 BASIS OF PREPARATION

The consolidated financial statements have been prepared in accordance with International Financial Reporting Standards (“IFRSs”), as issued by the International Accounting Standards Board (“IASB”). In addition, the consolidated financial statements include applicable disclosures required by the Rules Governing the Listing of Securities on the Stock Exchange of Hong Kong Limited and by the Hong Kong Companies Ordinance (Cap.622).

The consolidated financial statements have been prepared under the historical cost convention, except for derivative financial instruments, financial assets/liabilities at fair value through profit or loss, financial assets at fair value through other comprehensive income, which have been measured at fair value, as further explained in the respective accounting policies below. The consolidated financial statements are presented in Renminbi (“RMB”) and all values are rounded to the nearest thousand except when otherwise indicated.

2.1 Amendments to the accounting standards effective in 2021 and adopted by the Group

- (1) Amendments to IFRS 9, IAS 39, Interest Rate Benchmark Reform – Phase 2.
IFRS 7, IFRS 4, and IFRS 16

1) *Amendments to IFRS 9, IAS 39, IFRS 7, IFRS 4, and IFRS 16: Interest Rate Benchmark Reform (“IBOR Reform”) – Phase 2*

The Phase 2 amendments introduce a practical expedient if a change results directly from IBOR Reform and occurs on an ‘economically equivalent’ basis. In these cases, changes will be accounted for by updating the effective interest rate and will not result in gain or loss in the income statement. These amendments also provide reliefs that are exceptions of normal hedge relationship requirements. For example, a company will not need to discontinue existing hedging relationships because of changes to hedge documentation required solely by IBOR Reform.

There were no significant impacts from the amendments above on the Group’s consolidated financial statements.

Notes to the Consolidated Financial Statements (Continued)

For the year ended 31 December 2021

(In RMB thousands, unless otherwise stated)

2 BASIS OF PREPARATION (Continued)

2.2 Standards and amendments relevant to the Group that are not yet effective and have not been adopted before their effective dates by the Group

The Group has not adopted the following new and amended standards that have been issued but are not yet effective.

			Effective for annual periods beginning on or after
(1)	Amendments to IAS 1	Classification of Liabilities	1 January 2024
(2)	Amendments to IFRS 17	Insurance Contracts	1 January 2023
(3)	Amendments to IFRS 10 and IAS 28	Sale or Contribution of Assets between An Investor and Its Associate or Joint Venture	The amendments were originally intended to be effective for annual periods beginning on or after 1 January 2016. The effective date has now been deferred. Early application of the amendments continues to be permitted.
(4)	Amendments to IAS 1, IFRS Practice Statement 2 and IAS 8	Disclosure of Material Accounting Policy Information, and Distinction of Changes in Accounting Policies from Changes in Accounting Estimates	1 January 2023

Notes to the Consolidated Financial Statements (Continued)

For the year ended 31 December 2021

(In RMB thousands, unless otherwise stated)

2 BASIS OF PREPARATION (Continued)

2.2 Standards and amendments relevant to the Group that are not yet effective and have not been adopted before their effective dates by the Group (Continued)

			Effective for annual periods beginning on or after
(5)	Amendments to IAS 12	Deferred tax related to assets and liabilities arising from a single transaction	1 January 2023
(6)	Amendments to IFRS 3	Business Combinations	1 January 2022
(7)	Amendments to IAS 16	Property, Plant and Equipment	1 January 2022
(8)	Amendments to IAS 37	Provisions, Contingent Liabilities and Contingent Assets	1 January 2022
(9)	Amendments to IFRS 1, IFRS 9, IFRS 16 and IAS 41	IASB Annual Improvements 2018–2020 cycle	1 January 2022

1) **Amendments to IAS 1: Classification of Liabilities**

These narrow-scope amendments to IAS 1, 'Presentation of financial statements', clarify that liabilities are classified as either current or non-current, depending on the rights that exist at the end of the reporting period. Liabilities are classified as non-current if the entity has a substantive right to defer settlement for at least 12 months at the end of the reporting period. The entity should assess the existence of the right on the reporting date, whether the right will be enforced is out of consideration. The right to defer only exists if the entity complies with any relevant conditions at the reporting date. A liability is classified as current if a condition is breached at or before the reporting date and a waiver is obtained after the reporting date. A loan is classified as non-current if a covenant is breached after the reporting date. The Group anticipates that the adoption of the amendments will not have a significant impact on the Group's consolidated financial statements.

Notes to the Consolidated Financial Statements (Continued)

For the year ended 31 December 2021

(In RMB thousands, unless otherwise stated)

2 BASIS OF PREPARATION (Continued)

2.2 Standards and amendments relevant to the Group that are not yet effective and have not been adopted before their effective dates by the Group (Continued)

2) *Amendments to IFRS 17: Insurance Contracts*

IFRS 17 was issued in May 2017 as replacement for IFRS 4 Insurance Contracts. It requires a current measurement model where estimates are re-measured each reporting period. Contracts are measured using the building blocks of: discounted probability-weighted cash flows, an explicit risk adjustment, and a contractual service margin (“CSM”) representing the unearned profit of the contract which is recognized as revenue over the coverage period. The new rules will affect the financial statements and key performance indicators of all entities that issue insurance contracts or investment contracts with discretionary participation features. The Group anticipates that the adoption of these amendments will not have any impact on the Group’s consolidated financial statements.

3) *Amendments to IFRS 10 and IAS 28: Sale or Contribution of Assets between An Investor and Its Associate or Joint Venture*

These amendments address an inconsistency between IFRS 10 and IAS 28 in the sale and contribution of assets between an investor and its associate or joint venture. A full gain or loss is recognized when a transaction involves a business. A partial gain or loss is recognized when a transaction involves assets that do not constitute a business, even if those assets are in a subsidiary. The Group anticipates that the adoption of these amendments will not have a significant impact on the Group’s consolidated financial statements.

Notes to the Consolidated Financial Statements (Continued)

For the year ended 31 December 2021

(In RMB thousands, unless otherwise stated)

2 BASIS OF PREPARATION (Continued)

2.2 Standards and amendments relevant to the Group that are not yet effective and have not been adopted before their effective dates by the Group (Continued)

4) *Amendments to IAS 1, IFRS Practice Statement 2 and IAS 8: Disclosure of Material Accounting Policy Information, and Distinction of Changes in Accounting Policies from Changes in Accounting Estimates*

Amendments to IAS1 require companies to disclose their material accounting policy information rather than their significant account policies and provide a definition of material accounting policy information. Amendments to IFRS Practice Statement 2 provide guidance on how to apply the concept of materiality to accounting policy disclosures. Amendments to IAS 8 clarifies how companies should distinguish changes in accounting policies from changes in accounting estimates. The Group anticipates that the adoption of these amendments will not have a significant impact on the Group's consolidated financial statements.

5) *Amendments to IAS 12: Deferred tax related to assets and liabilities arising from a single transaction*

These amendments require companies to recognise deferred tax on transactions that, on initial recognition give rise to equal amounts of taxable and deductible temporary differences. The Group anticipates that the adoption of the amendments will not have a significant impact on the Group's consolidated financial statements.

6) *Amendments to IFRS 3: Business Combinations*

Amendments to IFRS 3: 'Business combinations' update a reference in IFRS 3 to the Conceptual Framework for Financial Reporting without changing the accounting requirements for business combinations. The Group anticipates that the adoption of the amendments will not have a significant impact on the Group's consolidated financial statements.

Notes to the Consolidated Financial Statements (Continued)

For the year ended 31 December 2021
(In RMB thousands, unless otherwise stated)

2 BASIS OF PREPARATION (Continued)

2.2 Standards and amendments relevant to the Group that are not yet effective and have not been adopted before their effective dates by the Group (Continued)

7) Amendments to IAS 16: Property, Plant and Equipment

Amendments to IAS 16, 'Property, plant and equipment' prohibit a company from deducting from the cost of property, plant and equipment amounts received from selling items produced while the company is preparing the asset for its intended use. Instead, a company will recognise such sales proceeds and related cost in profit or loss. The Group anticipates that the adoption of the amendments will not have a significant impact on the Group's consolidated financial statements.

8) Amendments to IAS 37: Provisions, Contingent Liabilities and Contingent Assets

Amendments to IAS 37, 'Provisions, contingent liabilities and contingent assets' specify which costs a company includes when assessing whether a contract will be loss-making. The Group anticipates that the adoption of the amendments will not have a significant impact on the Group's consolidated financial statements.

9) Amendments to IFRS 1, IFRS 9, IFRS 16 and IAS 41: IASB Annual Improvements 2018–2020 cycle

Annual improvements make minor amendments to IFRS 1, 'First-time Adoption of IFRS', IFRS 9, 'Financial instruments', IAS 41, 'Agriculture' and the Illustrative Examples accompanying IFRS 16, 'Leases'. The Group anticipates that the adoption of these amendments will not have a significant impact on the Group's consolidated financial statements.

Notes to the Consolidated Financial Statements (Continued)

For the year ended 31 December 2021

(In RMB thousands, unless otherwise stated)

2 BASIS OF PREPARATION (Continued)

2.3 Basis of consolidation

The consolidated financial statements comprise the financial statements of the Company and its subsidiaries. The accounting policies and accounting period of the Company and its subsidiaries are consistent.

Subsidiaries are all entities (including structured entities) over which the Group has control. Control is achieved when the Group is exposed, or has rights, to variable returns from its involvement with the investee and has the ability to affect those returns through its power over the investee. When the Group assesses whether it has power over an investee, the Group's voting rights or potential voting rights and other contractual arrangements are considered.

Income or expenses resulted from acquisition or disposal of subsidiaries, from the date on which the Company obtains control to the date on which the Company ceases its control over subsidiaries, are in the scope of consolidation. Intra-group assets and liabilities, equity, income, expenses, and cash flow which are relevant to all intra-group transactions occurred should be eliminated on consolidation.

A portion of equity over subsidiaries and profit or loss which does not belong to the Company should be treated as non-controlling interests. Non-controlling interests represent the portion of profit or loss and net assets in subsidiaries not held by the Company and are presented separately in the consolidated income statement and within equity in the consolidated statement of financial position separately from the equity attributable to equity holders of the Company.

Notes to the Consolidated Financial Statements (Continued)

For the year ended 31 December 2021

(In RMB thousands, unless otherwise stated)

3 SIGNIFICANT ACCOUNTING POLICIES, SIGNIFICANT ACCOUNTING JUDGEMENTS AND ESTIMATES

3.1 Significant accounting policies

(1) Accounting period

The accounting year starts on 1 January and ends on 31 December.

(2) Functional and presentation currency

The Company's functional and presentation currency is RMB.

Each entity in the Group determines its own functional currency according to its economic situation. The functional currency is denominated in RMB in the consolidated financial statements.

(3) Cash and cash equivalents

Cash comprises cash on hand and demand deposits which are not restricted as to use.

Cash equivalents comprise short term, highly liquid investments, which are readily convertible into known amounts of cash and are subject to an insignificant risk of changes in value.

Notes to the Consolidated Financial Statements (Continued)

For the year ended 31 December 2021

(In RMB thousands, unless otherwise stated)

3 SIGNIFICANT ACCOUNTING POLICIES, SIGNIFICANT ACCOUNTING JUDGEMENTS AND ESTIMATES (Continued)

3.1 Significant accounting policies (Continued)

(4) Foreign currency transactions and foreign currency translation

The Group adopts the sub-account system to record foreign currency transactions. Foreign currency transactions are initially recorded on the original currency respectively at the dates of the transactions.

Monetary assets and liabilities denominated in foreign currencies are retranslated at the prevailing functional currency exchange rates at the end of the reporting period. The exchange rate is the central parity rate quoted by the People's Bank of China or authorized bodies. All differences are taken to the consolidated income statement. Non-monetary items denominated in foreign currencies that are measured at historical costs are translated at the balance sheet date using the spot exchange rates at the date of the transactions.

The assets and liabilities of foreign operation subsidiaries denominated in foreign currencies are translated to RMB at the spot exchange rate at the end of reporting period for consolidated financial statements. The equity items, excluding "retained earnings", are translated to RMB at the spot exchange rates at the transaction dates. The income and expenses of foreign operation are translated to RMB at the rates that approximate the spot exchange rates. The exchange differences resulting from foreign currency financial statement translation of subsidiaries are recognized in other comprehensive income ("OCI") and accumulated in the foreign exchange translation reserve. The cash flows of overseas operations are translated at the spot exchange rates on the dates of the cash flows. The effect of exchange rate changes on cash is presented separately in the cash flow statement.

Notes to the Consolidated Financial Statements (Continued)

For the year ended 31 December 2021

(In RMB thousands, unless otherwise stated)

3 SIGNIFICANT ACCOUNTING POLICIES, SIGNIFICANT ACCOUNTING JUDGEMENTS AND ESTIMATES (Continued)

3.1 Significant accounting policies (Continued)

(5) *Financial instruments*

(a) *Initial recognition, classification and measurement of financial instruments*

Financial assets and financial liabilities are recognized when the Group becomes a party to the contractual provisions of the instrument. Regular way purchases and sales of financial assets are recognized on trade-date, the date on which the Group commits to purchase or sell the asset.

At initial recognition, the Group measures a financial asset or financial liability at its fair value plus or minus, in the case of a financial asset or financial liability not at fair value through profit or loss, transaction costs that are incremental and directly attributable to the acquisition or issue of the financial asset or financial liability. Transaction costs of financial assets and financial liabilities carried at fair value through profit or loss are expensed in profit or loss.

Financial assets

Financial assets are classified on the basis of the Group's business model for managing the assets and the cash flow characteristics of the assets in the following measurement categories: (i) Amortized cost; (ii) Fair value through other comprehensive income ("FVOCI"); (iii) Fair value through profit or loss ("FVPL").

Notes to the Consolidated Financial Statements (Continued)

For the year ended 31 December 2021

(In RMB thousands, unless otherwise stated)

3 SIGNIFICANT ACCOUNTING POLICIES, SIGNIFICANT ACCOUNTING JUDGEMENTS AND ESTIMATES (Continued)

3.1 Significant accounting policies (Continued)

(5) *Financial instruments* (Continued)

(a) *Initial recognition, classification and measurement of financial instruments* (Continued)

Financial assets (Continued)

Business model reflects how the Group manages the assets in order to generate cash flows. That is, whether the Group's objective is solely to collect the contractual cash flows from the assets or is to collect both the contractual cash flows and cash flows arising from the sale of assets. If neither of these is applicable (e.g. financial assets are held for trading purposes), then the financial assets are classified as part of "other" business model and measured at FVPL. Factors considered by the Group in determining the business model for a group of assets include past experience on how the cash flows for these assets were collected, how the asset's performance is evaluated and reported to key management personnel, how risks are assessed and managed and how managers are compensated.

Where the business model is to hold assets to collect contractual cash flows or to collect contractual cash flows and sell, the Group assesses whether the financial instruments' cash flows represent solely payments of principal and interest (the "SPPI"). In making this assessment, the Group considers whether the contractual cash flows are consistent with a basic lending arrangement, i.e. interest includes only consideration for the time value of money, credit risk, other basic leading risks and a profit margin that is consistent with a basic lending arrangement. Where the contractual terms introduce exposure to risk or volatility that are inconsistent with a basic lending arrangement, the related financial asset is classified and measured at fair value through profit or loss.

Notes to the Consolidated Financial Statements (Continued)

For the year ended 31 December 2021

(In RMB thousands, unless otherwise stated)

3 SIGNIFICANT ACCOUNTING POLICIES, SIGNIFICANT ACCOUNTING JUDGEMENTS AND ESTIMATES (Continued)

3.1 Significant accounting policies (Continued)

(5) *Financial instruments* (Continued)

(a) *Initial recognition, classification and measurement of financial instruments* (Continued)

Financial assets (Continued)

Financial assets with embedded derivatives are considered in their entirety when determining whether their cash flows are SPPI.

The classification requirements for debt instruments assets and equity instruments assets are described as below:

Debt Instruments

Debt instruments are those instruments that meet the definition of a financial liability from the issuer's perspective, such as government bonds, corporate bonds and subordinated bonds. Classification and subsequent measurement of debt instruments depend on: (i) the Group's business model for managing the asset; and (ii) the cash flow characteristics of the asset.

Notes to the Consolidated Financial Statements (Continued)

For the year ended 31 December 2021

(In RMB thousands, unless otherwise stated)

3 SIGNIFICANT ACCOUNTING POLICIES, SIGNIFICANT ACCOUNTING JUDGEMENTS AND ESTIMATES (Continued)

3.1 Significant accounting policies (Continued)

(5) *Financial instruments* (Continued)

(a) *Initial recognition, classification and measurement of financial instruments* (Continued)

Financial assets (Continued)

Debt Instruments (Continued)

Based on these factors, the Group classifies its debt instruments into one of the following three measurement categories:

- (i) Amortized cost: Assets that are held for collection of contractual cash flows where those cash flows represent SPPI and that are not designated as at FVPL, are measured at amortized cost.
- (ii) Fair value through other comprehensive income: Financial assets that are held for collection of contractual cash flows and for selling the assets, where the assets' cash flows represent SPPI and that are not designated as at FVPL, are measured at FVOCI.
- (iii) Fair value through profit or loss: Assets that do not meet the criteria for amortized cost or FVOCI are measured at FVPL.

The Group may also irrevocably designate financial assets at fair value through profit or loss if doing so significantly reduces or eliminates a mismatch created by assets and liabilities being measured on different bases.

Notes to the Consolidated Financial Statements (Continued)

For the year ended 31 December 2021

(In RMB thousands, unless otherwise stated)

3 SIGNIFICANT ACCOUNTING POLICIES, SIGNIFICANT ACCOUNTING JUDGEMENTS AND ESTIMATES (Continued)

3.1 Significant accounting policies (Continued)

(5) *Financial instruments* (Continued)

(a) *Initial recognition, classification and measurement of financial instruments* (Continued)

Financial assets (Continued)

Equity instruments

Equity instruments are instruments that meet the definition of equity from the issuer's perspective; that is, instruments that do not contain a contractual obligation to pay and that evidence a residual interest in the issuer's net assets. Examples of equity instruments include basic ordinary shares.

The Group subsequently measures all equity investments at FVPL, except where the Group's management has elected, at initial recognition, to irrevocably designate an equity investment at FVOCI. The Group's policy is to designate equity investments as FVOCI when those investments are held for purposes other than to generate investment returns.

Financial liabilities

Financial liabilities are classified as subsequently measured at amortized cost, except for financial liabilities at FVPL, which is applied to derivatives, financial liabilities held for trading (e.g. short positions in the trading booking) and other financial liabilities designated as such at initial recognition.

Contingent liabilities recognized by buyers should be measured as FVPL under business combination for entities owned by different ultimate shareholders.

Notes to the Consolidated Financial Statements (Continued)

For the year ended 31 December 2021

(In RMB thousands, unless otherwise stated)

3 SIGNIFICANT ACCOUNTING POLICIES, SIGNIFICANT ACCOUNTING JUDGEMENTS AND ESTIMATES (Continued)

3.1 Significant accounting policies (Continued)

(5) *Financial instruments* (Continued)

(a) *Initial recognition, classification and measurement of financial instruments* (Continued)

Financial liabilities (Continued)

An entity may, at initial recognition, irrevocably designate a financial liability as measured at fair value through profit or loss: (i) it eliminates or significantly reduces a measurement or recognition inconsistency (sometimes referred to as 'an accounting mismatch'); (ii) a group of financial liabilities or financial assets and financial liabilities is managed and its performance is evaluated on a fair value basis, in accordance with a documented risk management or investment strategy, and information about the group is provided internally on that basis to the entity's key management personnel.

(b) *Reclassification of financial assets*

When the Group changes its business model for managing financial assets, it shall reclassify all affected financial assets, and apply the reclassification prospectively from the reclassification date. The Group does not restate any previously recognized gains, losses (including impairment gains or losses) or interest. Reclassification date is the first day of the first reporting period following the change in business model that results in the Group reclassifying financial assets.

Notes to the Consolidated Financial Statements (Continued)

For the year ended 31 December 2021

(In RMB thousands, unless otherwise stated)

3 SIGNIFICANT ACCOUNTING POLICIES, SIGNIFICANT ACCOUNTING JUDGEMENTS AND ESTIMATES (Continued)

3.1 Significant accounting policies (Continued)

(5) *Financial instruments* (Continued)

(c) *Subsequent measurement of financial instruments*

Subsequent measurement of financial instruments depends on the categories:

Amortized cost

The amortized cost is the amount at which the financial asset or financial liability is measured at initial recognition: (i) minus the principal repayments; (ii) plus or minus the cumulative amortization using the effective interest method of any difference between that initial amount and the maturity amount and; (iii) for financial assets, adjusted for any loss allowance.

The effective interest rate is the rate that exactly discounts estimated future cash payments or receipts through the expected life of the financial asset or financial liability to the gross carrying amount of a financial asset (i.e. its amortized cost before any impairment allowance) or to the amortized cost of a financial liability. The calculation does not consider expected credit losses ("ECL") and includes transaction costs, premiums or discounts and fees and points paid or received that are integral to the effective interest rate. For purchased or originated credit-impaired ("POCI") financial assets, the Group calculates the credit-adjusted effective interest rate, which is calculated based on the amortized cost of the financial asset instead of its gross carrying amount and incorporates the impact of expected credit losses in estimated future cash flows.

Notes to the Consolidated Financial Statements (Continued)

For the year ended 31 December 2021

(In RMB thousands, unless otherwise stated)

3 SIGNIFICANT ACCOUNTING POLICIES, SIGNIFICANT ACCOUNTING JUDGEMENTS AND ESTIMATES (Continued)

3.1 Significant accounting policies (Continued)

(5) *Financial instruments* (Continued)

(c) *Subsequent measurement of financial instruments* (Continued)

Amortized cost (Continued)

When the Group revises the estimates of future cash flows, the carrying amount of the respective financial asset or financial liability is adjusted to reflect the new estimate discounted using the original effective interest rate. Any changes are recognized in profit or loss.

Interest income is calculated by applying the effective interest rate to the gross carrying amount of financial assets, except for: (i) POCI financial assets, whose interest income is calculated, since initial recognition, by applying the credit-adjusted effective interest rate to their amortized cost; and (ii) financial assets that are not POCI but have subsequently become credit-impaired, whose interest income is calculated by applying the effective interest rate to their amortized cost (i.e. net of the expected credit loss allowance). If, in a subsequent period, the financial assets improve their qualities so that they are no longer credit-impaired and the improvement in credit quality is related objectively to a certain event occurring after the application of the above-mentioned rules, then the interest income is calculated by applying the effective interest rate to their gross carrying amount.

Notes to the Consolidated Financial Statements (Continued)

For the year ended 31 December 2021

(In RMB thousands, unless otherwise stated)

3 SIGNIFICANT ACCOUNTING POLICIES, SIGNIFICANT ACCOUNTING JUDGEMENTS AND ESTIMATES (Continued)

3.1 Significant accounting policies (Continued)

(5) *Financial instruments* (Continued)

(c) *Subsequent measurement of financial instruments* (Continued)

Fair value through other comprehensive income

Debt instruments

Movements in the carrying amount are taken through other comprehensive income (“OCI”), except for the recognition of impairment gains or losses, interest revenue and foreign exchange gains and losses on the instrument’s amortized cost which are recognized in profit or loss.

Equity instruments

The equity instrument investments that are held for purposes other than to generate investment returns are designated as FVOCI. When this election is used, fair value gains and losses are recognized in OCI and are not subsequently reclassified to profit or loss, including on disposal. Dividends, when representing a return on such investments, continue to be recognized in profit or loss when 1) the Group’s right to receive payments is established, 2) it is probable that future economic benefits associated with the item will flow to the Group, 3) the amounts of the dividends can be measured reliably.

Notes to the Consolidated Financial Statements (Continued)

For the year ended 31 December 2021

(In RMB thousands, unless otherwise stated)

3 SIGNIFICANT ACCOUNTING POLICIES, SIGNIFICANT ACCOUNTING JUDGEMENTS AND ESTIMATES (Continued)

3.1 Significant accounting policies (Continued)

(5) *Financial instruments* (Continued)

(c) *Subsequent measurement of financial instruments* (Continued)

Financial assets at fair value through profit or loss

Debt instruments

A gain or loss on a debt investment that is subsequently measured at fair value through profit or loss and is not part of a hedging relationship is recognized in profit or loss and presented in the profit or loss statement within “Net investment gains” in the period in which it arises.

Equity instruments

Gains and losses on equity investments at FVPL are included in the “Net investment gains” in the consolidated income statement.

Financial liabilities at fair value through profit or loss

Gains or losses on financial liabilities designated as at FVPL are presented partially in other comprehensive income (the amount of change in the fair value of the financial liability that is attributable to changes in the credit risk of that liability, which is determined as the amount that is not attributable to changes in market conditions that give rise to market risk) and partially profit or loss (the remaining amount of change in the fair value of the liability). This is unless such a presentation would create, or enlarge, an accounting mismatch, in which case the gains or losses attributable to changes in the credit risk of the liability are also presented in profit or loss. The gains and losses from financial liabilities including the effects of credit risk variance should be recognized in current profit and loss by the Group.

Notes to the Consolidated Financial Statements (Continued)

For the year ended 31 December 2021

(In RMB thousands, unless otherwise stated)

3 SIGNIFICANT ACCOUNTING POLICIES, SIGNIFICANT ACCOUNTING JUDGEMENTS AND ESTIMATES (Continued)

3.1 Significant accounting policies (Continued)

(5) *Financial instruments* (Continued)

(d) *Fair value of financial instruments*

Fair value is the price that would be received to sell an asset or paid to transfer a liability in an orderly transaction between market participants at the measurement date. Fair value measurement is based on the presumption that the transaction to sell the asset or transfer the liability takes place either in the principal market for the asset or liability, or in the absence of a principal market, in the most advantageous market for the asset or liability. The principal or the most advantageous market must be accessible by the Group. The fair value of an asset or a liability is measured using the assumptions that market participants would use when pricing the asset or liability, assuming that market participants act in their economic best interest.

The fair values of quoted financial assets and financial liabilities in active markets are based on current bid prices and ask prices, as appropriate. If there is no active market, the Group establishes fair value by using valuation techniques. These include the use of market approach, income approach and cost approach. When using valuation techniques, unobservable market inputs would not be used unless relevant observable inputs are not available or not practicable to access.

Default Valuation Adjustments (DVA) are applied to the Group's financial liabilities at fair value through profit or loss, and assumes that DVA stay the same before and after the transfer of the liability. DVA refer to risk that enterprises fail to perform the obligation, including but not limited to their own credit risk.

Notes to the Consolidated Financial Statements (Continued)

For the year ended 31 December 2021

(In RMB thousands, unless otherwise stated)

3 SIGNIFICANT ACCOUNTING POLICIES, SIGNIFICANT ACCOUNTING JUDGEMENTS AND ESTIMATES (Continued)

3.1 Significant accounting policies (Continued)

(5) *Financial instruments* (Continued)

(d) *Fair value of financial instruments* (Continued)

The Group uses the following hierarchy for determining and disclosing the fair values of financial assets and financial liabilities based on the inputs used when determining the fair value:

- Level 1: Quoted prices (unadjusted) in active markets for identical assets or liabilities that the entity can access at the measurement date.
- Level 2: Valuation technique using inputs other than quoted prices included within level 1 that are observable for the asset or liability, either directly or indirectly.
- Level 3: Valuation technique using inputs for the asset or liability that is not based on observable market data (unobservable inputs).

The level of fair value measurement depends on the lowest level of input that is significant to the entire fair value measurement.

(e) *Impairment of financial assets*

The Group assesses on a forward-looking basis the ECL associated with its debt instrument assets carried at amortized cost and FVOCI.

Notes to the Consolidated Financial Statements (Continued)

For the year ended 31 December 2021

(In RMB thousands, unless otherwise stated)

3 SIGNIFICANT ACCOUNTING POLICIES, SIGNIFICANT ACCOUNTING JUDGEMENTS AND ESTIMATES (Continued)

3.1 Significant accounting policies (Continued)

(5) *Financial instruments* (Continued)

(e) *Impairment of financial assets* (Continued)

ECL is the weighted average of credit losses with the respective risks of a default occurring as the weights. Credit loss is the difference between all contractual cash flows that are due to the Group in accordance with the contract and all the cash flows that the Group expects to receive (i.e. all cash shortfalls), discounted at the original effective interest rate (or credit-adjusted effective interest rate for POCI financial assets).

The Group measures the ECL of a financial instrument reflects: (i) an unbiased and probability-weighted amount that is determined by evaluating a range of possible outcomes; (ii) the time value of money; and (iii) reasonable and supportable information that is available without undue cost or effort at the reporting date about past events, current conditions and forecasts of future economic conditions.

For financial instruments whose impairment losses are measured using the ECL model, the Group assesses whether their credit risk has increased significantly since their initial recognition, and applies a three-stage impairment model to calculate their impairment allowance and recognize their ECL, as follows:

Stage 1: The Group measures the loss allowance for a financial instrument at an amount equal to the next 12 months ECL if the credit risk of that financial instrument has not increased significantly since initial recognition.

Stage 2: The Group measures the loss allowance for a financial instrument at an amount equal to the lifetime ECL if the credit risk of that financial instrument has increased significantly since initial recognition, but is not yet deemed to be credit-impaired.

Notes to the Consolidated Financial Statements (Continued)

For the year ended 31 December 2021

(In RMB thousands, unless otherwise stated)

3 SIGNIFICANT ACCOUNTING POLICIES, SIGNIFICANT ACCOUNTING JUDGEMENTS AND ESTIMATES (Continued)

3.1 Significant accounting policies (Continued)

(5) *Financial instruments* (Continued)

(e) *Impairment of financial assets* (Continued)

Stage 3: The Group measures the loss allowance for a financial instrument at an amount equal to the lifetime ECL if the financial instrument is credit-impaired.

The Group applies the impairment requirements for the recognition and measurement of credit loss allowance for debt instruments that are measured at FVOCI. The loss allowance is recognized in OCI and the impairment loss is recognized in profit or loss, and it should not reduce the carrying amount of the financial asset in the statement of financial position.

The Group has measured the loss allowance for a financial instrument at an amount equal to the lifetime ECL in the previous reporting period, but determines to measure it at an amount equal to the next 12 months ECL at the current reporting date since the credit risk of that financial instrument has increased significantly since initial recognition is no longer met, and the amount of ECL reversal is recognized in profit or loss, except for POCI financial assets.

Notes to the Consolidated Financial Statements (Continued)

For the year ended 31 December 2021

(In RMB thousands, unless otherwise stated)

3 SIGNIFICANT ACCOUNTING POLICIES, SIGNIFICANT ACCOUNTING JUDGEMENTS AND ESTIMATES (Continued)

3.1 Significant accounting policies (Continued)

(5) *Financial instruments* (Continued)

(f) *Derivative financial instruments*

Derivative financial instruments are initially recognized at fair value on the date a derivative contract is entered into and are subsequently remeasured at their fair value. Derivatives are recognized as assets when the fair value is positive and as liabilities when the fair value is negative.

The changes on fair value of derivative financial instruments are directly recognized in the consolidated income statement. The difference between fair value and carrying amount is recognized as investment income when disposing.

(g) *Derecognition of Financial Instruments*

A financial asset is derecognized, when one of the following criteria is satisfied: (i) the contractual rights to receive cash flows from the assets have expired; (ii) the Group has transferred substantially all the risks and rewards of ownership of the financial asset; (iii) the Group has neither transferred nor retained substantially all the risks and rewards of ownership of the financial asset, but has not retained control.

When equity financial assets designated as at FVOCI are derecognized, the cumulative gain or loss previously recognized in OCI is reclassified to retained earnings. When other financial assets are derecognized, the cumulative gain or loss previously recognized in OCI is reclassified from equity to profit or loss and recognized in "Net investment gains".

Notes to the Consolidated Financial Statements (Continued)

For the year ended 31 December 2021

(In RMB thousands, unless otherwise stated)

3 SIGNIFICANT ACCOUNTING POLICIES, SIGNIFICANT ACCOUNTING JUDGEMENTS AND ESTIMATES (Continued)

3.1 Significant accounting policies (Continued)

(5) *Financial instruments* (Continued)

(g) *Derecognition of Financial Instruments* (Continued)

A financial liability is derecognized when it is wholly or partly extinguished, that is when the obligation is wholly or partly discharged. Fair value gains and losses are charged to profit or loss. When financial liabilities designated as at FVPL are derecognized, cumulative gains and losses are subsequently reclassified from other comprehensive income to retained earnings.

(h) *Offsetting financial instruments*

Financial assets and liabilities are offset and the net amount is reported in the consolidated statement of financial position when there is a current legally enforceable right to set off the recognized amounts and there is an intention to settle on a net basis, or realize the asset and settle the liability simultaneously. Otherwise, financial assets and financial liabilities are reported separately.

Notes to the Consolidated Financial Statements (Continued)

For the year ended 31 December 2021

(In RMB thousands, unless otherwise stated)

3 SIGNIFICANT ACCOUNTING POLICIES, SIGNIFICANT ACCOUNTING JUDGEMENTS AND ESTIMATES (Continued)

3.1 Significant accounting policies (Continued)

(6) Leases

(a) Initial measurement of the right-of-use asset and lease liability

Initial measurement of the right-of-use asset

The right-of-use asset is defined as the right of underlying assets in the lease term for the Group as a lessee. The lease term is defined as the non-cancellable period of the lease for the Group as a lessee.

At the commencement date, a lessee shall measure the right-of-use asset at cost. The cost of the right-of-use asset shall comprise:

- (a) the amount of the initial measurement of the lease liability;
- (b) any lease payments made at or before the commencement date, less any lease incentives received;
- (c) any initial direct costs incurred by the lessee; and
- (d) an estimate of costs to be incurred by the lessee in dismantling and removing the underlying asset, restoring the site on which it is located or restoring the underlying asset to the condition required by the terms and conditions of the lease.

Notes to the Consolidated Financial Statements (Continued)

For the year ended 31 December 2021

(In RMB thousands, unless otherwise stated)

3 SIGNIFICANT ACCOUNTING POLICIES, SIGNIFICANT ACCOUNTING JUDGEMENTS AND ESTIMATES (Continued)

3.1 Significant accounting policies (Continued)

(6) Leases (Continued)

(a) Initial measurement of the right-of-use asset and lease liability (Continued)

Initial measurement of the right-of-use asset (Continued)

Initial direct costs are defined as incremental costs. Incremental costs would not have been incurred if a lease had not been obtained.

Initial measurement of the lease liability

At the commencement date, a lessee shall measure the lease liability at the present value of the lease payments that are not paid at that date.

The lease payments shall be discounted using the interest rate implicit in the lease, if that rate can be readily determined. If that rate cannot be readily determined, the lessee shall use the lessee's incremental borrowing rate.

The lessee uses as the discount rate the interest rate implicit in the lease – this is the rate of interest that causes the present value of lease payments and the unguaranteed residual value to equal the sum of the fair value of the underlying asset and any initial direct costs of the lessor.

The incremental borrowing rate is defined as the rate of interest that a lessee would have to pay to borrow, over a similar term and with a similar security, the funds necessary to obtain an asset of a similar value to the cost of the right-of-use asset in a similar economic environment.

Notes to the Consolidated Financial Statements (Continued)

For the year ended 31 December 2021

(In RMB thousands, unless otherwise stated)

3 SIGNIFICANT ACCOUNTING POLICIES, SIGNIFICANT ACCOUNTING JUDGEMENTS AND ESTIMATES (Continued)

3.1 Significant accounting policies (Continued)

(6) Leases (Continued)

(b) Subsequent measurement of the right-of-use asset and lease liability

Subsequent measurement of the right-of-use asset

At the commencement date, the Group as a lessee shall measure the right-of-use asset at cost and apply the depreciation requirements in IAS 16 Property, Plant and Equipment in depreciating the right-of-use asset. If the lease transfers ownership of the underlying asset to the lessee by the end of the lease term, the lessee shall depreciate the right-of-use asset from the commencement date to the end of the useful life of the underlying asset. Otherwise, the lessee shall depreciate the right-of-use asset from the commencement date to the earlier of the end of the useful life of the right-of-use asset or the end of the lease term.

Subsequent measurement of the lease liability

After the commencement date, the Group shall recognise interest on the lease liability in profit or loss. Interest on the lease liability in each period during the lease term shall be the amount that produces a constant periodic rate of interest on the remaining balance of the lease liability.

(c) Recognition of short-term leases and leases of low value assets

Short-term leases are leases with a lease term of 12 months from the commencement date or less. Leases of low value assets are the underlying assets are of low value when new. The right-of-use asset and lease liability are not recognized by the Group for short-term leases and leases of low value assets.

Notes to the Consolidated Financial Statements (Continued)

For the year ended 31 December 2021

(In RMB thousands, unless otherwise stated)

3 SIGNIFICANT ACCOUNTING POLICIES, SIGNIFICANT ACCOUNTING JUDGEMENTS AND ESTIMATES (Continued)

3.1 Significant accounting policies (Continued)

(7) Reverse repurchase agreements and financial assets sold under repurchase agreements

Financial assets transferred as collateral in connection with repurchase agreements, involving fixed repurchase dates and prices, are not derecognized. They continue to be recorded as original financial assets before transferred. The corresponding liability is included in financial assets sold under repurchase agreements.

Consideration paid for financial assets held under agreements to resell are recorded as reverse repurchase agreements, the related collateral accepted is not recognized in the consolidated financial statements.

The difference between the purchase and resale consideration, and that between the sale and repurchase consideration, is amortized over the period of the respective transaction using the effective interest method and is recognized through profit or loss.

Notes to the Consolidated Financial Statements (Continued)

For the year ended 31 December 2021

(In RMB thousands, unless otherwise stated)

3 SIGNIFICANT ACCOUNTING POLICIES, SIGNIFICANT ACCOUNTING JUDGEMENTS AND ESTIMATES (Continued)

3.1 Significant accounting policies (Continued)

(8) Margin financing and securities lending services

Margin financing and securities lending services refer to the lending of funds by the Group to clients for purchase of securities, or lending of securities by the Group to clients for securities selling, for which the clients provide the Group with collateral.

The Group recognizes margin accounts at initial recognition, and recognizes interest income accordingly. Securities lent are not derecognized, but still accounted for as the original financial assets, and interest income is recognized accordingly.

Securities trading on behalf of margin financing and securities lending clients are accounted for as securities brokerage services.

(9) Fiduciary wealth management

The Group's fiduciary wealth management business includes targeted asset management, collective asset management and specified asset management. The Group keeps separate accounting records for each of these investment schemes, and periodically reconciles the accounting and valuation results of each scheme with the custodians.

(10) Associates

Associates are all entities over which the Group has significant influence. Significant influence is the power to participate in the financial and operating policy decisions of the investee, but is not control or joint control over those policies.

The Group's investments in associates are stated in the consolidated statement of financial position at the Group's share of net assets under the equity method of accounting. The Group's share of the post-acquisition results and reserves of associates is included in the consolidated income statement and consolidated reserves, respectively. Unrealized gains and losses resulting from transactions between the Group and its associates are eliminated to the extent of the Group's investments in the associates.

Notes to the Consolidated Financial Statements (Continued)

For the year ended 31 December 2021

(In RMB thousands, unless otherwise stated)

ACCOUNTING JUDGEMENTS AND ESTIMATES (Continued)

3.1 Significant accounting policies (Continued)

(11) Investment properties

Investment properties comprise real estate properties for the purpose of earning rental income and/or for capital appreciation, including buildings that have been leased out.

The Group's investment properties are accounted for using the cost model. The initial recognition and subsequent measurement of buildings and properties that are leased out are accounted for using the same measurement and depreciation methods as those for property, plant and equipment.

(12) Property, plant and equipment

(a) Recognition criteria for property, plant and equipment

Property, plant and equipment refer to tangible assets held and controlled by the Group that the Group expects to use for more than one year for using in the supply of services or for administrative purpose. An asset is recognized as property, plant and equipment only if the following criteria are both satisfied:

- (i) It is highly probable that future economic benefits associated with the property, plant and equipment will flow to the Group;
- (ii) The cost of the asset can be measured reliably.

Notes to the Consolidated Financial Statements (Continued)

For the year ended 31 December 2021

(In RMB thousands, unless otherwise stated)

3 SIGNIFICANT ACCOUNTING POLICIES, SIGNIFICANT ACCOUNTING JUDGEMENTS AND ESTIMATES (Continued)

3.1 Significant accounting policies (Continued)

(12) Property, plant and equipment (Continued)

(b) Property, plant and equipment initially measured at cost

Cost of an item of purchased property, plant and equipment comprises purchase price, tax and any costs directly attributable to bringing the asset to the condition necessary for its intended use and it includes transportation costs, installation and assembly costs, and professional service fees.

Expenditure incurred after the property, plant and equipment have been put into operation, such as repairs and maintenance expenditure are recognized in the profit or loss as incurred. Depreciation of property, plant and equipment is calculated on the straight-line basis monthly.

Estimated useful life, depreciation rate and estimated residual value of each item of property, plant and equipment which are required by the operation of the Group are as follows:

Types of property plant and equipment	Estimated useful life	Monthly depreciation rate	Estimated residual value
Properties and buildings	35 years	2.262%	5%
Electronic devices	2 to 5 years	1.667%-4.167%	0%
Transportation vehicles	5 years	1.617%	3%
Communication equipment	5 years	1.617%	3%
Office equipment	3 years	2.778%	0%
Security equipment	5 years	1.617%	3%
Others	5 years	1.617%	3%

Notes to the Consolidated Financial Statements (Continued)

For the year ended 31 December 2021

(In RMB thousands, unless otherwise stated)

3 SIGNIFICANT ACCOUNTING POLICIES, SIGNIFICANT ACCOUNTING JUDGEMENTS AND ESTIMATES (Continued)

3.1 Significant accounting policies (Continued)

(12) *Property, plant and equipment* (Continued)

(b) *Property, plant and equipment initially measured at cost* (Continued)

The years that the property, plant and equipment were already in use were excluded when determining the estimated useful lives of these types of the property, plant and equipment. The estimated useful life, the estimated residual value and the depreciation method of each type of the property, plant and equipment are reviewed, and adjusted if appropriate, at each financial year end. Gains and losses on disposal of property, plant and equipment, the costs of disposal and taxes in connection with such disposal are considered in the determination of the estimated residual value.

(c) *Construction in progress*

Costs of construction in progress are determined based on the actual expenditure incurred which include all necessary expenditure incurred during the construction period, borrowing costs eligible for capitalization and other costs incurred to bring the asset to its intended use.

Items classified as construction in progress are transferred to property, plant and equipment when such assets are ready for their intended use.

Notes to the Consolidated Financial Statements (Continued)

For the year ended 31 December 2021

(In RMB thousands, unless otherwise stated)

3 SIGNIFICANT ACCOUNTING POLICIES, SIGNIFICANT ACCOUNTING JUDGEMENTS AND ESTIMATES (Continued)

3.1 Significant accounting policies (Continued)

(13) Intangible assets

Intangible assets are recognized only when it is probable that future economic benefits associated with the item will flow to the Group and the cost of the item can be measured reliably, and measured initially at cost. Intangible assets acquired from business combination and their fair value can be measured reliably are recognized as intangible assets individually and measured at their fair value as at date of combination.

Useful lives of intangible assets are determined as the period that the assets are expected to generate economic benefits for the Group, and when there is no foreseeable limit on the period of time over which the asset is expected to generate economic benefits for the Group, the intangible assets are regarded as having indefinite useful life.

Intangible assets with finite useful lives shall be amortized on a straight-line basis over the useful period. The useful lives and amortization method of the intangible assets with finite useful lives shall be reviewed by the Group at least at each financial year end, and adjusted as appropriate. The residual value of an intangible asset with a finite useful life shall be assumed to be zero unless there is a commitment by a third party to purchase the asset at the end of its useful life, or there is an active market for the asset, where residual value can be determined by reference to that market; and it is probable that such a market will exist at the end of the asset's useful life.

Notes to the Consolidated Financial Statements (Continued)

For the year ended 31 December 2021

(In RMB thousands, unless otherwise stated)

3 SIGNIFICANT ACCOUNTING POLICIES, SIGNIFICANT ACCOUNTING JUDGEMENTS AND ESTIMATES (Continued)

3.1 Significant accounting policies (Continued)

(13) Intangible assets (Continued)

Trading seat rights at Shanghai and Shenzhen Stock Exchanges are amortized over 10 years (subject to any changes in industry rules subsequently issued) and charged to the consolidated income statement. Outsourcing software is amortized over 5 years. Self-developed software, patents, non-patents, trade mark right, client relationship and other intangible assets are amortized over their useful lives.

Intangible assets with indefinite useful lives need to be assessed for impairment no matter if there is any impairment evidence. These assets need not to be amortized, and their useful lives shall be reviewed during every accounting period. If there is any evidence to support that the useful lives are definite, these intangible assets shall apply the policies of intangible assets with definite useful lives.

(14) Long-term pre-paid expense

Improvement expenses on property, plant and equipment under operating leases are amortized on a straight-line basis over the shorter of the contractual lease terms and 5 years, while long-term pre-paid expenses are amortized on a straight-line basis over their respective benefit periods but no longer than 10 years.

Notes to the Consolidated Financial Statements (Continued)

For the year ended 31 December 2021

(In RMB thousands, unless otherwise stated)

3 SIGNIFICANT ACCOUNTING POLICIES, SIGNIFICANT ACCOUNTING JUDGEMENTS AND ESTIMATES (Continued)

3.1 Significant accounting policies (Continued)

(15) Revenue

An entity should determine at contract inception whether control of a good or service is transferred over time or at a point in time. The determination should depict the transfer of benefits to the customer and should be evaluated from the customer's perspective.

An entity should first assess whether the performance obligation is satisfied with the following criteria over time. If not, the good or service transfers at a point in time.

- (i) The customer concurrently receives and consumes the benefits provided by the entity's performance as the entity performs.
- (ii) The entity's performance creates or enhances a customer-controlled assets.
- (iii) The entity's performance does not create an asset with an alternative use and the entity has a right to payment for performance completed to date.

Where performance of a single service contract takes place over time, revenue should be recognized as performance takes place, excluding the stage of performance cannot be determined.

An entity that cannot reasonably measure the outcome of a performance obligation, but expects to recover the costs incurred, should recognize revenue only to the extent of the cost until a reliable measure of progress can be made.

Notes to the Consolidated Financial Statements (Continued)

For the year ended 31 December 2021

(In RMB thousands, unless otherwise stated)

3 SIGNIFICANT ACCOUNTING POLICIES, SIGNIFICANT ACCOUNTING JUDGEMENTS AND ESTIMATES (Continued)

3.1 Significant accounting policies (Continued)

(15) Revenue (Continued)

An entity will recognize revenue at a point in time (when control transfers) for performance obligation that meet the criteria for recognition of revenue at a point in time:

- Revenue from underwriting services is recognized when the control of the underwriting services is provided to the client. The revenue is usually recognized upon completion of the offering.
- Revenue from the securities brokerage services is recognized on the date of the securities transaction.
- Revenue from asset management services is recognized when management services are provided in accordance with the asset management contract.
- Revenues from other businesses, including investment banking advisory and sponsoring services are recognized when the contractual obligations are fulfilled.

Notes to the Consolidated Financial Statements (Continued)

For the year ended 31 December 2021

(In RMB thousands, unless otherwise stated)

3 SIGNIFICANT ACCOUNTING POLICIES, SIGNIFICANT ACCOUNTING JUDGEMENTS AND ESTIMATES (Continued)

3.1 Significant accounting policies (Continued)

(15) Revenue (Continued)

Interest income of debt investments at amortized costs and FVOCI, is measured by carrying amount and effective interest rate. Interest income of credit impaired financial assets are measured by amortized cost and effective interest rate. Net gains of holding period from financial investments at FVPL is measured as “Net investment gains”.

(16) Income tax

Income tax comprises current tax and deferred income tax. Current tax is the amount of current income tax payable calculated based on current taxable income. Taxable income is calculated based on the adjustment to the current year pre-tax accounting profit according to the applicable tax laws.

For current income tax liabilities or current income tax assets generated from the current and prior periods, the expected income tax payable or the income tax deduction is calculated according to the applicable tax laws.

The Group measures deferred income tax using the liability method on temporary differences arising between the carrying amount of an asset or liability at the end of the reporting period and its tax base.

Notes to the Consolidated Financial Statements (Continued)

For the year ended 31 December 2021

(In RMB thousands, unless otherwise stated)

3 SIGNIFICANT ACCOUNTING POLICIES, SIGNIFICANT ACCOUNTING JUDGEMENTS AND ESTIMATES (Continued)

3.1 Significant accounting policies (Continued)

(16) Income tax (Continued)

All taxable temporary differences are recognized as deferred income tax liabilities, except:

- (i) The deferred income tax liability arises from the initial recognition of goodwill or of an asset or liability in a transaction that is not a business combination and, at the time of the transaction, affects neither the accounting profit nor taxable income or deductible expenses; and
- (ii) In respect of taxable temporary differences associated with investments in subsidiaries, associates and joint ventures, when the timing of the reversal of the temporary differences can be controlled and it is probable that the temporary differences will not be reversed in the foreseeable future.

Deferred income tax assets are recognized for all deductible temporary differences, the carryforward of unused tax credits and any unused tax losses. Deferred tax assets are recognized to the extent that it is probable that taxable profit will be available against which the deductible temporary differences, the carryforward of unused tax credits and unused tax losses can be utilized, except:

- (i) The deferred income tax asset relating to the deductible temporary differences arises from the initial recognition of an asset or liability in a transaction that is not a business combination and, at the time of the transaction, affects neither the accounting profit nor taxable income or deductible expenses; and
- (ii) In respect of deductible temporary differences associated with investments in subsidiaries, associates and joint ventures, deferred income tax assets are recognized only to the extent that it is probable that the temporary differences will be reversed in the foreseeable future and taxable profit will be available against which the temporary differences can be utilised.

Notes to the Consolidated Financial Statements (Continued)

For the year ended 31 December 2021

(In RMB thousands, unless otherwise stated)

3 SIGNIFICANT ACCOUNTING POLICIES, SIGNIFICANT ACCOUNTING JUDGEMENTS AND ESTIMATES (Continued)

3.1 Significant accounting policies (Continued)

(16) *Income tax* (Continued)

Deferred income tax assets and deferred income tax liabilities are measured at the tax rates that are expected to apply to the period when the asset is realized or the liability is settled, based on tax rates (and tax laws) that have been enacted or substantively enacted by the end of each reporting period and reflect the corresponding tax effect.

The carrying amount of deferred income tax assets is reviewed at the end of each reporting period and reduced to the extent that it is no longer probable that sufficient taxable income will be available to allow all or part of the deferred income tax asset to be utilized. When it is virtually probable that sufficient taxable income will be available, the reduced amount will be reversed accordingly.

Deferred tax assets and liabilities are offset:

- (i) when there is a legally enforceable right to set off deferred tax assets against deferred tax liabilities; and
- (ii) when they relate to income taxes levied by the same taxation authority and the Group intends to settle its current tax assets and liabilities on a net basis.

Notes to the Consolidated Financial Statements (Continued)

For the year ended 31 December 2021

(In RMB thousands, unless otherwise stated)

3 SIGNIFICANT ACCOUNTING POLICIES, SIGNIFICANT ACCOUNTING JUDGEMENTS AND ESTIMATES (Continued)

3.1 Significant accounting policies (Continued)

(17) Employee compensation

Employee compensation refers to all forms of consideration and other related expenditure given or incurred by the Group in exchange for services rendered by employees or compensate for the termination of labour contract. The compensation payable is recognized as liability in the accounting period of services provided by employee. The employee compensation comprises of short-term compensation, post-employment welfare, termination benefits, and other long-term employee welfares.

Short-term compensation comprises of staff salaries, bonus, allowances, and subsidies, as well as social insurance expenses including employee welfare, medical insurance charge, work-related injury insurance charge, and maternity insurance and also covers housing funds, labour union expenses, personnel education expenses, short-term paid leave, short-term profit-sharing plan, non-monetary welfare and other short-term compensations.

Post-employment welfare plans refer to agreements reached with employees or policies and measures established by the Group in relation to post-employment welfare. The defined contribution plans refer to post-employment welfare plans in which the Group pays contribution to an independent fund and the Group has no further payment obligation.

Notes to the Consolidated Financial Statements (Continued)

For the year ended 31 December 2021

(In RMB thousands, unless otherwise stated)

3 SIGNIFICANT ACCOUNTING POLICIES, SIGNIFICANT ACCOUNTING JUDGEMENTS AND ESTIMATES (Continued)

3.1 Significant accounting policies (Continued)

(18) Government grants

Government grants are recognized at their fair value where there is reasonable assurance that the grant will be received and all attaching conditions will be complied with. Where the Group receives grants of monetary assets, the grants are recorded at the amount received or receivable. Where the Group receives grants of non-monetary assets, the grants are recorded at the fair value of the non-monetary assets. When fair value cannot be reliably measured, they are recognized at nominal amount.

Government grants for purchasing, building or forming long-term assets in other methods stipulated in government documents are recognized as government grants related to assets. Judgements should be made based on the necessary basic conditions for obtaining the government grants when government documents are unclearly stated. Government grants with purchasing, building or forming long-term assets in other methods as basic condition are recognized as government grants related to assets, whereas the other grants are related to income.

Government grants related to income which are to compensate relevant expenditures or losses in future periods are recognized as deferred income and released into the consolidated income statement during the period when the expense incurs. Government grants that are to compensate the incurred expenses or losses are recognized into profit or loss directly. Government grants related to assets are recognized as deferred income, and released to profit or loss over the expected useful life of the relevant assets by equal annual instalments. Government grants measured at nominal amount are recorded in the consolidated income statement directly.

Notes to the Consolidated Financial Statements (Continued)

For the year ended 31 December 2021

(In RMB thousands, unless otherwise stated)

3 SIGNIFICANT ACCOUNTING POLICIES, SIGNIFICANT ACCOUNTING JUDGEMENTS AND ESTIMATES (Continued)

3.1 Significant accounting policies (Continued)

(19) Impairment

The Group assesses impairment of assets other than deferred tax assets and financial assets as follows:

The Group assesses at each financial reporting date whether there is any indication that assets are impaired. When any such indication exists, the Group estimates the recoverable amount and assesses impairment allowance. For goodwill acquired from business combination and intangible assets with indefinite useful life, no matter there is objective evidence of impairment or not, impairment should be assessed at each annual financial reporting date. Impairment for intangible assets not readily for use is also assessed annually.

The recoverable amount is the higher of an asset's fair value less costs of disposal and the present value of the estimated future cash flow expected to be derived from the asset. The Group estimates the recoverable amount on the basis of individual asset. When it is difficult to estimate the recoverable amount individually, the recoverable value of the cash generating units which the asset belongs to will be estimated. The recognition of a group of assets shall base on whether the main cash flow generated by the group of assets is independent from those generated by other assets or groups of assets.

When recoverable amounts of assets or groups of assets are lower than their carrying amounts, the Group reduces the carrying amount to recoverable amount. The reduced amounts are recognized in the consolidated income statement and corresponding allowances are made.

Notes to the Consolidated Financial Statements (Continued)

For the year ended 31 December 2021

(In RMB thousands, unless otherwise stated)

3 SIGNIFICANT ACCOUNTING POLICIES, SIGNIFICANT ACCOUNTING JUDGEMENTS AND ESTIMATES (Continued)

3.1 Significant accounting policies (Continued)

(19) Impairment (Continued)

For impairment test of goodwill, goodwill acquired in a business combination is, from the acquisition date, allocated to each of the Group's cash-generating units, or groups of cash-generating units when being unable to be allocated to each of the cash-generating units. Cash-generating units or groups of cash-generating units refer to those that can benefit from the synergies of the combination and are not larger than the reportable segment determined by the Group.

When performing impairment test for the (groups of) cash-generating unit to which goodwill is allocated, if there is indication of impairment, the Group firstly tests the (groups of) cash-generating unit excluding goodwill, calculates the recoverable amount and recognizes relevant impairment losses. The Group then tests the (groups of) cash-generating units including goodwill, and compares the carrying amount and recoverable amount. If the carrying amount exceeds the recoverable amount, the amount of impairment loss is firstly deducted from the carrying amount of goodwill allocated to the (groups of) cash-generating unit, and then from the carrying amount of each of other assets (other than goodwill) within the (groups of) cash-generating unit, on pro rata basis.

Once the loss of impairment of the above-mentioned assets has been recognized, it will not be reversed in the future accounting period.

Notes to the Consolidated Financial Statements (Continued)

For the year ended 31 December 2021

(In RMB thousands, unless otherwise stated)

3 SIGNIFICANT ACCOUNTING POLICIES, SIGNIFICANT ACCOUNTING JUDGEMENTS AND ESTIMATES (Continued)

3.1 Significant accounting policies (Continued)

(20) Related parties

If a party has the power to control, jointly control or exercise significant influence over another party, or vice versa, or where the Group and one or more parties are subject to common control or joint control from another party, they are considered to be related parties.

A party is considered to be related to the Group if:

- (a) the party is a person or a close member of that person's family and that person:
 - (i) has control or joint control over the Group;
 - (ii) has significant influence over the Group; or
 - (iii) is a member of the key management personnel of the Group or of a parent of the Group;

Notes to the Consolidated Financial Statements (Continued)

For the year ended 31 December 2021

(In RMB thousands, unless otherwise stated)

3 SIGNIFICANT ACCOUNTING POLICIES, SIGNIFICANT ACCOUNTING JUDGEMENTS AND ESTIMATES (Continued)

3.1 Significant accounting policies (Continued)

(20) *Related parties* (Continued)

(b) *the party is an entity where any of the following conditions applies:*

- (i) the entity and the Group are members of the same group;
- (ii) one entity is an associate or joint venture of the other entity (or of a parent, subsidiary or fellow subsidiary of the other entity);
- (iii) the entity and the Group are joint ventures of the same third party;
- (iv) one entity is a joint venture of a third entity and other entity is an associate of the third entity;
- (v) the entity is a post-employment benefit plan for the benefit of employees of either the Group or an entity related to the Group;
- (vi) the entity is controlled or jointly controlled by a person identified in (a); and
- (vii) a person identified in (a) (i) has significant influence over the entity or is a member of the key management personnel of the entity (or of a parent of the entity).

Notes to the Consolidated Financial Statements (Continued)

For the year ended 31 December 2021

(In RMB thousands, unless otherwise stated)

3 SIGNIFICANT ACCOUNTING POLICIES, SIGNIFICANT ACCOUNTING JUDGEMENTS AND ESTIMATES (Continued)

3.1 Significant accounting policies (Continued)

(21) Contingencies

The obligation pertinent to contingencies shall be recognized as provisions when the following conditions are satisfied concurrently:

- the obligation is a present obligation of the Group;
- the obligation is probable to cause a future outflow of resources from the Group as a result of performance of the obligation; and
- the amount of the obligation can be reliably measured.

The amount of a provision is initially measured in accordance with the best estimate of the necessary expenses for the performance of the current obligation. To determine the best estimate, the Group takes into full consideration of risks, uncertainty, time value of money and other factors pertinent to the contingencies. The Group reviews the book value of the provisions at each balance sheet date. If there is substantial evidence that the amount of provisions cannot reflect the current best estimate, the Group will adjust the amount in accordance with the current best estimate.

A contingent liability is a possible obligation that arises from past events and whose existence will be confirmed only by the occurrence or non-occurrence of one or more uncertain future events not wholly within the control of the entity; or, a present obligation that arises from past events but it is not probable that an outflow of resources embodying economic benefits will be required to settle the obligation; or the amount of the obligation cannot be measured with sufficient reliability.

Notes to the Consolidated Financial Statements (Continued)

For the year ended 31 December 2021

(In RMB thousands, unless otherwise stated)

3 SIGNIFICANT ACCOUNTING POLICIES, SIGNIFICANT ACCOUNTING JUDGEMENTS AND ESTIMATES (Continued)

3.1 Significant accounting policies (Continued)

(22) *Perpetual bonds*

Perpetual bonds issued by the Group, which satisfied with the following criteria are classified as equity instruments:

- (i) Financial instruments exclude those are settled on a net basis in cash (or other financial assets);
- (ii) Financial instruments must or can be settled on own equity: (a) For non-derivative contracts, they exclude those are settled gross by delivery of a variable number of own shares; (b) Derivative contracts that result in the delivery of a fixed amount of cash or other financial assets for a fixed number of an entity's own equity instruments.

Dividends for the perpetual bonds, which are classified as equity instruments, are accounted for as profit distribution.

(23) *Profit distribution*

After-tax profit for the year is firstly applied to make up for the losses of previous years. Secondly, the Company sets aside 10% of after-tax profit for a statutory surplus reserve, 10% of after-tax profit for a general risk reserve, and according to the requirements of the CSRC, sets aside 10% of after-tax profit for a transaction risk reserve. In addition, with the approval from the Annual General Meeting, the Company may appropriate certain proportions of net profit for a discretionary surplus reserve after setting aside the statutory surplus reserve. The remaining after-tax profit is distributed according to the resolution approved at the Annual General Meeting. If the aggregate balance of the statutory reserve has reached 50% of the Company's registered capital, appropriation for the statutory reserve is no longer mandatory.

Notes to the Consolidated Financial Statements (Continued)

For the year ended 31 December 2021

(In RMB thousands, unless otherwise stated)

3 SIGNIFICANT ACCOUNTING POLICIES, SIGNIFICANT ACCOUNTING JUDGEMENTS AND ESTIMATES (Continued)

3.1 Significant accounting policies (Continued)

(23) Profit distribution (Continued)

General risk reserve and transaction risk reserve sets aside by the Company are used to make up for any losses arising from securities transactions. The Company's reserve funds are used to make up for any losses of the Company, expand the Company's business or as additional capital of the Company. However, capital reserve cannot be used to make up for the Company's losses. When the statutory reserve funds are converted to capital, the balance of the statutory reserve funds cannot be less than 25% of the Company's registered capital.

Dividends proposed by the directors are not deducted from equity, until they have been approved by the ordinary equity holders in the Annual General Meeting. When these dividends have been approved by the ordinary equity holders, they are recognized as a liability.

3.2 Significant accounting judgements and estimates

During the preparation of the Group's financial statements, management will make judgements, estimates and assumptions about the impact of future uncertainties on revenue, expenses, assets and liabilities, and disclosure of contingent liabilities. At the end of the reporting period, management made the following judgements and main assumptions on major future uncertainties, which might lead to adjustments in the book value of assets and liabilities.

Notes to the Consolidated Financial Statements (Continued)

For the year ended 31 December 2021

(In RMB thousands, unless otherwise stated)

3 SIGNIFICANT ACCOUNTING POLICIES, SIGNIFICANT ACCOUNTING JUDGEMENTS AND ESTIMATES (Continued)

3.2 Significant accounting judgements and estimates (Continued)

(1) *Measurement of the expected credit loss allowance*

The measurement of the expected credit loss (“ECL”) allowance for debt instruments, including investments in financial assets measured at amortized cost and FVOCI is an area that requires the use of models and assumptions about future economic conditions and credit behavior of the client (such as the likelihood of customers defaulting and the resulting losses).

A number of significant judgements are also required in applying the accounting requirements for measuring ECL, such as:

- Selection of the appropriate models and determination of relevant key measurement parameters;
- Criteria for determining whether or not there was a significant increase in credit risk, or a default or impairment loss was incurred;
- Determination of forward-looking measurements and weightings; and
- The estimated future cash flows for the financial assets classified under Stage 3.

Inputs, assumptions and estimation techniques

ECL are the discounted product of probability of default having considered the forward-looking impact, exposure at default, and loss given default.

Notes to the Consolidated Financial Statements (Continued)

For the year ended 31 December 2021

(In RMB thousands, unless otherwise stated)

3 SIGNIFICANT ACCOUNTING POLICIES, SIGNIFICANT ACCOUNTING JUDGEMENTS AND ESTIMATES (Continued)

3.2 Significant accounting judgements and estimates (Continued)

(1) *Measurement of the expected credit loss allowance* (Continued)

Forward – looking information incorporated in the ECL model

A pervasive concept in measuring ECL in accordance with IFRS9 is that it should consider forward-looking information. The assessment of SICR and the calculation of ECL both incorporated forward-looking information. The Group has performed historical data and identified the key economic variables impacting credit risk and ECL for each financial instrument portfolio. These economic variables and their associated impact on the probability of default (“PD”) vary by product type. The impact of these economic variables on the PD has been determined by performing statistical regression analysis to understand the impact changes in these variables have had historically on default rates.

Details of the significant accounting judgements and estimates above please refer to Note 53.1.

(2) *Classification of financial assets*

When the Group determines the classification of financial assets, a number of significant judgements in the business model and the contractual cash flow characteristics of the financial assets are required. Factors considered by the Group in determining the business model for a group of financial assets include past experience on how the cash flows for these assets were collected, how the asset’s performance is evaluated and reported to key management personnel, how risks are assessed and managed and how managers are compensated.

When the Group assesses whether the contractual cash flows of the financial assets are consistent with basic lending arrangements, the main judgements are described as below: whether the principal amount may change over the life of the financial asset (for example, if there are prepayment of principal); whether the interest includes only consideration for the time value of money, credit risk, other basic lending risks and a profit margin and cost, associated with holding the financial asset for a particular period of time.

Notes to the Consolidated Financial Statements (Continued)

For the year ended 31 December 2021

(In RMB thousands, unless otherwise stated)

3 SIGNIFICANT ACCOUNTING POLICIES, SIGNIFICANT ACCOUNTING JUDGEMENTS AND ESTIMATES (Continued)

3.2 Significant accounting judgements and estimates (Continued)

(3) *Fair Value of financial instruments*

For financial instruments where there is a lack of active market, the Group uses valuation methods to determine its fair value. Valuation methods include referring to the transaction price determined when fair transactions are conducted between economic entities with complete information and willingness to buy and sell in the market, referring to the fair value of another similar financial instrument in the market, or using discount cash flow analysis and option pricing model to estimate. Valuation methods maximize the use of observable market information. However, when observable market information is unavailable, management will estimate the significant non-observable information included in the valuation methods.

(4) *Income tax*

The Group needs to make a judgement on future tax treatment of certain transactions to confirm income tax. In accordance with relevant tax regulations, the Group carefully evaluates the impact of income tax on transactions and accordingly calculates income tax. The deferred income tax assets can only be recognized when there is a possibility of future taxable profits and can be used to offset the temporary differences. This requires a major judgement on the tax treatment of certain transactions and a significant estimate of the possibility of having sufficient future taxable profits to offset deferred income tax assets.

Notes to the Consolidated Financial Statements (Continued)

For the year ended 31 December 2021

(In RMB thousands, unless otherwise stated)

3 SIGNIFICANT ACCOUNTING POLICIES, SIGNIFICANT ACCOUNTING JUDGEMENTS AND ESTIMATES (Continued)

3.2 Significant accounting judgements and estimates (Continued)

(5) Consolidation of structured entities

Management needs to make significant judgements on whether to control and consolidate structured entities, confirming whether it will affect accounting treatment and the financial situation and operating results of the Group.

In assessing control, the Group needs to consider: 1) the power of the investor to the investee; 2) the variable return enjoyed by the investee in the relevant activities; and 3) the ability to use the power of the investee to influence the amount of its return. If one or more of the three control elements mentioned above change, the Group will reassess whether control still exists.

In judging whether the Group controls the structured entities, it also needs to consider whether the Group's decision-making behavior is carried out as a principal or as an agent. Considerations usually include the scope of decision-making power of the Group to the structured entities, the substantive rights enjoyed by other parties, the level of remuneration of the Group, and the risk that the Group bears variable returns for holding other interests of the structured entities.

Notes to the Consolidated Financial Statements (Continued)

For the year ended 31 December 2021

(In RMB thousands, unless otherwise stated)

4 TAXATION

According to relevant PRC tax policies, the most significant categories of taxes to which the Group is currently subjected are as follows:

(1) Income tax

From 1 January 2008, the “Enterprise Income Tax Law of the PRC” and the “Regulations on the Implementation of Enterprise Income Tax Law of the PRC” became effective for the Company and its subsidiaries excluding China Futures Co., Ltd. and China Securities (International) Finance Holding Co., Ltd. Income tax computation and payment are governed by the “Announcement of the State Administration of Taxation on Printing and Distributing Administrative Measures for Collection of Consolidated Payments of Enterprise Income Tax by Enterprises with Multi-Location Operations” (Public Notice of the State Administration of Taxation [2012] No. 57). The PRC Enterprise income tax rate applicable to the Company is 25%.

In accordance with Explanation on Implementation of Tax Preferential Treatments concerning Western China Development Strategy issued by local taxation bureau in Yuzhong District, Chongqing City and Announcement on Continuation of Implementation of Tax Preferential Treatments concerning Western China Development Strategy [2020] No. 23 issued by the Ministry of Finance (the “MOF”), the State Administration of Taxation (the “SAT”) and the National Development and Reform Commission, the applicable income tax rates for China Futures Co., Ltd. is 15%.

The income tax rate for China Securities (International) Finance Holding Co., Ltd. is 16.5%.

Notes to the Consolidated Financial Statements (Continued)

For the year ended 31 December 2021

(In RMB thousands, unless otherwise stated)

4 TAXATION (Continued)

(2) Value added tax

Pursuant to the “Circular regarding the Comprehensive Implementation of the Pilot Programs for Transformation from Business Taxes to Value-added Taxes (the “VAT Pilot Programs”)” (Cai Shui [2016] No.36), the “Circular regarding Further Clarification of Relevant Policies Applicable to the Financial Sector in the Comprehensive Implementation of the VAT Pilot Programs (Cai Shui [2016] No.46), the “Supplementary Circular regarding VAT Policies Applicable to Transactions between Financial Institutions” (Cai Shui [2016] No.70) issued by the MOF and the SAT of the PRC, effective from 1 May 2016, the Group is subject to value-added taxes on its income from principal businesses at 6%.

In accordance with the “Circular regarding the Value-added Taxes Policies for Financial, Real Estate Development and Education Ancillary and Other Services” (Cai Shui [2016] No.140), the “Supplementary Circular regarding Issues concerning Value-added Taxes Policies for Asset Management Products” (Cai Shui [2017] No.2) and the “Circular on the Relevant Issues concerning Value-added Tax Levied on Asset Management Products” (Cai Shui [2017] No.56), the Group shall pay VAT at rate of 3% for related asset management taxable activities undertaken after 1 January 2018 as the manager of asset management products.

After the implementation of the VAT Pilot Programs, the Group’s related income is presented at value net of its respective VAT in the consolidated income statement.

- (3) Urban maintenance and construction taxes and educational surcharges are charged at 7% and 3% of VAT payable, respectively. In addition, according to the provisions of “Administrative Measures for Collection and Usage of Local Educational Surcharges in Beijing” (Jing Zheng Fa [2011] No.72), since 1 January 2012, the local educational surcharges of the Company’s head office and securities trading department located in Beijing are paid at 2% of the total amount of value-added tax payable.
- (4) Vehicle and vessel taxes, property taxes and stamp duties are levied in accordance with the provisions of the relevant tax laws and regulations.

Notes to the Consolidated Financial Statements (Continued)

For the year ended 31 December 2021

(In RMB thousands, unless otherwise stated)

5 OPERATING SEGMENT INFORMATION

For management purposes, the Group's operating businesses are structured and managed separately according to the nature of their operations and the services they provide. Each of the Group's operating segments represents a strategic business engaged in the following activities.

Investment banking segment: provides investment banking services, including financial advisory, sponsoring, underwriting of equity and debt securities.

Wealth management segment: serves as a brokerage agent for corporate and personal clients in the trading of equity stocks, funds, bonds and futures; and provides margin financing and securities lending services to these clients.

Trading and institutional client services segment: engages in trading of financial products; serves as a brokerage agent for institutional clients (financial institutions) in the trading of equity stocks, funds and bonds, and provides them with margin financing and securities lending; provides services in relation to sales of financial products to institutional clients, and provides specialized research and advisory services to assist their investment decision-making.

Asset management segment: develops asset management products, fund management products services, and private placement offerings, and provides related services through subsidiaries and consolidated structured entities.

Other segment: primarily commodity trading and the treasury function from the head office.

Management monitors the performance and results of these operating segments for considerations of resource allocation and operating decision-making.

Income taxes are managed as a whole and are not allocated to operating segments.

Notes to the Consolidated Financial Statements (Continued)

For the year ended 31 December 2021

(In RMB thousands, unless otherwise stated)

5 OPERATING SEGMENT INFORMATION (Continued)

	Year ended 31 December 2021					Total
	Investment banking	Wealth management	Trading and institutional client services	Asset management	Others	
Segment revenue and other income						
Fee and commission income	5,958,018	4,740,294	3,260,573	1,398,706	–	15,357,591
Interest income	–	4,866,233	3,379,715	10,124	728,439	8,984,511
Net investment gains	–	–	7,544,248	479,835	–	8,024,083
Other income	5,300	49,421	3,411	8,147	6,600,493	6,666,772
Total revenue and other income	5,963,318	9,655,948	14,187,947	1,896,812	7,328,932	39,032,957
Segment expenses	(3,021,202)	(6,502,094)	(8,803,960)	(771,514)	(6,915,505)	(26,014,275)
Including: Interest expenses	(108,615)	(2,156,328)	(4,833,654)	(101,593)	(33,884)	(7,234,074)
Credit impairment losses	(895)	184,600	113,076	(1,465)	2,555	297,871
Impairment losses on other assets	–	–	–	–	(31,291)	(31,291)
Operating profit	2,942,116	3,153,854	5,383,987	1,125,298	413,427	13,018,682
Share of profits and losses of associates	–	–	–	(2,158)	4,302	2,144
Profit before income tax	2,942,116	3,153,854	5,383,987	1,123,140	417,729	13,020,826
Income tax expense						(2,785,762)
Net profit for the year						10,235,064
Total assets	939,919	121,733,400	291,813,742	4,919,401	33,384,964	452,791,426
Total liabilities	4,630,435	117,413,058	239,385,986	4,239,546	7,116,117	372,785,142
Other segment information:						
Depreciation and amortization	178,690	197,663	269,053	58,460	42,672	746,538
Capital expenditure	153,591	170,482	238,526	34,980	22,782	620,361

Notes to the Consolidated Financial Statements (Continued)

For the year ended 31 December 2021

(In RMB thousands, unless otherwise stated)

5 OPERATING SEGMENT INFORMATION (Continued)

	Year ended 31 December 2020					Total
	Investment banking	Wealth management	Trading and institutional client services	Asset management	Others	
Segment revenue and other income						
Fee and commission income	6,179,157	4,247,364	1,899,092	1,298,645	–	13,624,258
Interest income	–	4,024,477	2,370,109	11,698	697,369	7,103,653
Net investment gains	–	–	8,271,822	401,500	–	8,673,322
Other income	4,404	33,204	636	24,179	1,256,469	1,318,892
Total revenue and other income	6,183,561	8,305,045	12,541,659	1,736,022	1,953,838	30,720,125
Segment expenses	(2,411,556)	(6,946,137)	(7,045,294)	(683,829)	(1,519,451)	(18,606,267)
Including: Interest expenses	(17,829)	(1,876,917)	(3,754,409)	(94,574)	(29,203)	(5,772,932)
Credit impairment losses	(2,227)	(1,016,516)	(297,518)	(1,266)	(1,323)	(1,318,850)
Impairment losses on other assets	–	–	–	–	(77,324)	(77,324)
Operating profit	3,772,005	1,358,908	5,496,365	1,052,193	434,387	12,113,858
Share of profits and losses of associates	–	–	–	24	11,841	11,865
Profit before income tax	3,772,005	1,358,908	5,496,365	1,052,217	446,228	12,125,723
Income tax expense						(2,589,038)
Net profit for the year						9,536,685
Total assets	646,094	110,472,132	218,287,289	13,106,537	28,716,091	371,228,143
Total liabilities	1,846,134	103,519,021	182,061,174	9,839,494	5,890,873	303,156,696
Other segment information:						
Depreciation and amortization	170,272	161,573	223,331	54,916	34,058	644,150
Capital expenditure	117,909	113,222	165,496	24,349	11,798	432,774

Notes to the Consolidated Financial Statements (Continued)

For the year ended 31 December 2021

(In RMB thousands, unless otherwise stated)

6 FEE AND COMMISSION INCOME

	Year ended 31 December	
	2021	2020
Brokerage services income	7,718,226	5,998,602
Investment banking income	5,958,018	6,179,157
Asset and fund management income	1,398,706	1,298,645
Others	282,641	147,854
Total	<u>15,357,591</u>	<u>13,624,258</u>

7 INTEREST INCOME

	Year ended 31 December	
	2021	2020
Margin financing and securities lending	4,113,375	2,869,330
Bank deposits	2,607,286	2,116,490
Financial assets at fair value through other comprehensive income	1,594,370	1,309,117
Financial assets held under resale agreements	573,151	808,716
Others	96,329	–
Total	<u>8,984,511</u>	<u>7,103,653</u>

Notes to the Consolidated Financial Statements (Continued)

For the year ended 31 December 2021
(In RMB thousands, unless otherwise stated)

8 NET INVESTMENT GAINS

	Year ended 31 December	
	2021	2020
Net gains from financial assets at fair value through profit or loss	8,996,380	9,512,034
Net gains from disposal of subsidiaries and associates	556,091	–
Dividend income from financial assets at fair value through other comprehensive income	197,010	5,320
Net gains from disposal of financial assets at fair value through other comprehensive income	111,527	403,282
Net losses from financial liabilities at fair value through profit or loss	(537,072)	(151,221)
Net losses from derivatives	(831,268)	(754,660)
Net losses attributable to other interest holders of consolidated structured entities	(468,585)	(341,433)
Total	<u>8,024,083</u>	<u>8,673,322</u>

9 OTHER INCOME

	Year ended 31 December	
	2021	2020
Income from bulk commodity trading	6,560,270	1,213,145
Government grants	58,364	63,466
Rental income	17,505	16,867
Gains on disposal of property, plant and equipment	818	419
Net losses on foreign exchange	(33,122)	(16,471)
Others	62,937	41,466
Total	<u>6,666,772</u>	<u>1,318,892</u>

Notes to the Consolidated Financial Statements (Continued)

For the year ended 31 December 2021

(In RMB thousands, unless otherwise stated)

10 EXPENSES

	Year ended 31 December	
	2021	2020
Fee and commission expenses:		
Brokerage expenses	1,481,862	1,162,281
Investment banking expenses	326,650	322,586
Others	112,458	115,003
Total	<u>1,920,970</u>	<u>1,599,870</u>
Interest expenses:		
Bonds in issue	3,042,260	2,390,409
Financial assets sold under repurchase agreements	2,037,448	1,510,855
Placements from banks and other financial institutions	881,654	558,405
Short-term financing instruments payable	762,576	902,619
Accounts payable to brokerage clients	334,622	283,857
Lease liabilities	41,166	38,265
Borrowings	8,542	11,987
Others	125,806	76,535
Total	<u>7,234,074</u>	<u>5,772,932</u>
Staff costs (including directors' and supervisors' remuneration):		
Salaries, bonuses and allowances	6,701,689	5,666,241
Staff benefits	702,965	487,636
Contributions to defined contribution schemes (i)	446,963	282,419
Total	<u>7,851,617</u>	<u>6,436,296</u>

Notes to the Consolidated Financial Statements (Continued)

For the year ended 31 December 2021

(In RMB thousands, unless otherwise stated)

10 EXPENSES (Continued)

(i) Retirement benefits are included, and their nature is described below:

Full-time employees of the Group in Mainland China are covered by various government-sponsored retirement plans including social pension schemes and corporate pension schemes, under which the employees are entitled to a monthly pension. Relevant government agencies determine the amount of pension benefits and are responsible for the related pension liabilities to eligible retired employees. The Group is required to make monthly contributions to these government-sponsored retirement plans for active employees, which are expensed as incurred. The Group has no obligation for post-retirement benefits beyond these contributions.

In addition, the Group participates in various defined contribution retirement schemes for its qualified employees in certain countries or regions outside of Mainland China.

Other operating expenses and costs:

	Year ended 31 December	
	2021	2020
Cost of bulk commodity trading	6,536,063	1,198,347
Depreciation and amortization expenses	746,538	644,150
Electronic equipment operating expenses	321,614	219,175
Office operating expenses	226,447	169,858
Business travel expenses	195,408	127,899
Membership fees of exchanges	169,137	119,058
Postal and communication expenses	151,468	135,401
Business entertainment expenses	131,646	104,443
Securities investor protection fund	98,542	95,704
Consulting expenses	97,984	85,658
Auditors' remuneration	6,533	5,875
Including: Audit service	5,489	5,442
Non-audit service	1,044	433
Others	425,013	339,380
Total	9,106,393	3,244,948

Notes to the Consolidated Financial Statements (Continued)

For the year ended 31 December 2021

(In RMB thousands, unless otherwise stated)

11 DIRECTORS' AND SUPERVISORS' REMUNERATION

(1) Details of the directors' and supervisors' remuneration are as follows:

Name	Year ended 31 December 2021				Total remuneration before tax
	Salaries, allowances and other benefits	Discretionary bonuses	Directors' fees	Retirement benefits	
Executive Directors					
Wang Changqing (<i>Chairman</i>)	2,095	2,450	–	144	4,689
Li Geping (<i>General Manager</i>)	1,970	2,450	–	144	4,564
Non-executive Directors					
Yu Zhongfu	–	–	–	–	–
Wang Xiaolin (<i>i</i>)	–	–	–	–	–
Zhang Qin	–	–	–	–	–
Zhu Jia	–	–	–	–	–
Wang Hao	–	–	–	–	–
Zhang Wei (<i>iv</i>)	–	–	–	–	–
Yang Dong (<i>v</i>)	–	–	–	–	–
Wang Hua (<i>vi</i>)	–	–	–	–	–
Independent Non-executive Directors					
Feng Genfu (<i>vii</i>)	–	–	105	–	105
Zhu Shengqin (<i>viii</i>)	–	–	105	–	105
Dai Deming	–	–	230	–	230
Bai Jianjun	–	–	230	–	230
Liu Qiao	–	–	230	–	230
Pu weiguang (<i>ix</i>)	–	–	140	–	140
Lai guanrong (<i>x</i>)	–	–	140	–	140
Supervisors					
Zhou xiaoyu (<i>xi</i>)	643	2,300	–	62	3,005
Lin Xuan	1,450	2,400	–	141	3,991
Zhao Ming	1,185	2,750	–	132	4,067
Ai Bo	–	–	–	–	–
Zhao Lijun	–	–	–	–	–
Total	7,343	12,350	1,180	623	21,496

Notes to the Consolidated Financial Statements (Continued)

For the year ended 31 December 2021
(In RMB thousands, unless otherwise stated)

11 DIRECTORS' AND SUPERVISORS' REMUNERATION (Continued)

(1) Details of the directors' and supervisors' remuneration are as follow:
(Continued)

Name	Year ended 31 December 2020				Total remuneration before tax
	Salaries, allowances and other benefits	Discretionary bonuses	Directors' fees	Retirement benefits	
Executive Directors					
Wang Changqing (<i>Chairman</i>)	2,080	2,500	–	223	4,803
Li Geping (<i>General Manager</i>)	1,954	2,500	–	212	4,666
Non-executive Directors					
Yu Zhongfu	–	–	–	–	–
Wang Xiaolin (<i>i</i>)	–	–	–	–	–
Zhang Qin	–	–	–	–	–
Zhu Jia	–	–	–	–	–
Wang Hao	–	–	–	–	–
Wang Bo (<i>ii</i>)	–	–	–	–	–
Xu Gang (<i>iii</i>)	–	–	–	–	–
Independent Non-executive Directors					
Feng Genfu (<i>vii</i>)	–	–	245	–	245
Zhu Shengqin (<i>viii</i>)	–	–	245	–	245
Dai Deming	–	–	245	–	245
Bai Jianjun	–	–	245	–	245
Liu Qiao	–	–	245	–	245
Supervisors					
Lin Xuan	1,616	2,400	–	201	4,217
Zhao Ming	1,150	2,300	–	173	3,623
Li Shihua (<i>xii</i>)	1,522	2,400	–	204	4,126
Ai Bo	–	–	–	–	–
Zhao Lijun	–	–	–	–	–
Total	8,322	12,100	1,225	1,013	22,660

Notes to the Consolidated Financial Statements (Continued)

For the year ended 31 December 2021

(In RMB thousands, unless otherwise stated)

11 DIRECTORS' AND SUPERVISORS' REMUNERATION (Continued)

(1) Details of the directors' and supervisors' remuneration are as follow:
(Continued)

Except for the remuneration shown above, directors and supervisors received the following after-tax deferred bonuses in 2021 and 2020:

For the year ended 31 December 2021, Executive Director Wang Changqing received deferred bonuses for the year ended 31 December 2017 of RMB1.81 million, Supervisor Lin Xuan received deferred bonuses for the year ended 31 December 2017 of RMB0.88 million, Supervisor Zhao Ming received deferred bonuses for the year ended 31 December 2017 of RMB0.79 million.

For the year ended 31 December 2020, Executive Director Wang Changqing received deferred bonuses for the year ended 31 December 2016 of RMB2.09 million, Supervisor Li Shihua received deferred bonuses for the year ended 31 December 2016 of RMB1.93 million, Supervisor Lin Xuan received deferred bonuses for the year ended 31 December 2016 of RMB1.87 million, Supervisor Zhao Ming received deferred bonuses for the year ended 31 December 2016 of RMB1.59 million.

For each of the years ended 31 December 2021 and 31 December 2020, no directors and supervisors waived their remuneration. For non-executive directors and supervisors whose pre-tax remuneration were not paid by the Group was shown as zero in the above tables.

- (i) Wang Xiaolin was appointed as non-executive director in July 2020.
- (ii) Wang Bo resigned as non-executive director in July 2020.
- (iii) Xu Gang resigned as non-executive director in November 2020.
- (iv) Zhang Wei was appointed as non-executive director in June 2021.
- (v) Yang Dong was appointed as non-executive director in October 2021.
- (vi) Wang Hua was appointed as non-executive director in June 2021.
- (vii) Feng Genfu resigned as independent non-executive director in May 2021.

Notes to the Consolidated Financial Statements (Continued)

For the year ended 31 December 2021

(In RMB thousands, unless otherwise stated)

11 DIRECTORS' AND SUPERVISORS' REMUNERATION (Continued)

(1) Details of the directors' and supervisors' remuneration are as follow: (Continued)

- (viii) Zhu Shengqin resigned as independent non-executive director in May 2021.
- (ix) Pu Weiguang was appointed as independent non-executive director in May 2021.
- (x) Lai Guanrong was appointed as independent non-executive director in May 2021.
- (xi) Zhou Xiaoyu was appointed as supervisor in August 2021.
- (xii) Li Shihua resigned as supervisor in December 2020.

(2) Other benefits and rights of directors and supervisors

For each of the years ended 31 December 2021 and 31 December 2020, no emoluments were paid by the Group to any of the persons who were directors, or supervisors as an inducement to join or upon joining the Group or as compensation for loss of office. Except for the contributions to social pension schemes and corporate pension schemes, there were no other retirement benefits for directors or supervisors; meanwhile, there were no consideration provided to third parties for making available directors' and supervisors' services.

For each of the years ended 31 December 2021 and 31 December 2020, no significant transactions, arrangements and contracts in relation to the Group's business to which the Company was a party and in which a director of the Company had a material interest, whether directly or indirectly. In addition, the Group did not provide any guarantees or securities to certain controlled body corporates and connected entities of the directors or supervisors in respect of their loans, quasi-loans or credit transactions.

Notes to the Consolidated Financial Statements (Continued)

For the year ended 31 December 2021

(In RMB thousands, unless otherwise stated)

12 FIVE HIGHEST PAID EMPLOYEES

For the year ended 31 December 2021 and 31 December 2020, the five highest paid employees excluded directors and supervisors are as follows:

	Year ended 31 December	
	2021	2020
Salaries, allowances and other benefits	8,155	6,775
Discretionary bonuses	25,300	22,950
Discretionary deferred bonuses	25,416	31,020
Retirement benefits	680	952
Total	59,551	61,697

The number of these individuals whose remuneration fell within the following bands is set out below:

	Year ended 31 December	
	2021	2020
RMB10,000,001 to RMB11,000,000 yuan	2	–
RMB11,000,001 to RMB12,000,000 yuan	–	1
RMB12,000,001 to RMB13,000,000 yuan	2	4
RMB13,000,001 to RMB14,000,000 yuan	1	–
RMB14,000,001 to RMB15,000,000 yuan	–	–
Total	5	5

For the year ended 31 December 2021, the remuneration of these individuals above includes 2017 pre-tax deferred bonus paid in 2021. For the year ended 31 December 2020, the remuneration of these individuals above includes 2016 pre-tax deferred bonus paid in 2020.

For each of the years ended 31 December 2021 and 31 December 2020, no remunerations were paid by the Group to these individuals as an inducement to join or upon joining the Group or as compensation for loss of office.

Notes to the Consolidated Financial Statements (Continued)

For the year ended 31 December 2021
(In RMB thousands, unless otherwise stated)

13 CREDIT IMPAIRMENT (REVERSALS)/LOSSES

	Year ended 31 December	
	2021	2020
Financial assets held under resale agreements	(443,932)	988,921
Financial assets at fair value through other comprehensive income	120,647	290,395
Margin financing	14,806	28,025
Others	10,608	11,509
Total	<u>(297,871)</u>	<u>1,318,850</u>

14 INCOME TAX EXPENSE

(1) Income tax

	Year ended 31 December	
	2021	2020
Current income tax		
– Mainland China	2,679,917	2,999,647
– Outside Mainland China	15,964	(23,040)
Subtotal	<u>2,695,881</u>	<u>2,976,607</u>
Deferred income tax	89,881	(387,569)
Total	<u>2,785,762</u>	<u>2,589,038</u>

Notes to the Consolidated Financial Statements (Continued)

For the year ended 31 December 2021

(In RMB thousands, unless otherwise stated)

14 INCOME TAX EXPENSE (Continued)

(2) Reconciliation between income tax and accounting profit

A reconciliation of the income tax expense applicable to profit before tax at the PRC statutory income tax rate of 25% to income tax expense at the Group's effective income tax rate is as follows:

	Year ended 31 December	
	2021	2020
Profit before income tax	13,020,826	12,125,723
Income tax at the PRC statutory income tax rate	3,255,207	3,031,431
Effects of different applicable rates of tax prevailing in various jurisdictions	(71,455)	(29,587)
Non-deductible expenses	21,659	18,843
Non-taxable income	(402,319)	(255,288)
Others	(17,330)	(176,361)
Income tax expenses at the Group's effective income tax rate	2,785,762	2,589,038

Notes to the Consolidated Financial Statements (Continued)

For the year ended 31 December 2021
(In RMB thousands, unless otherwise stated)

15 DIVIDENDS

	Year ended 31 December	
	2021	2020
Dividends on ordinary shares proposed and paid	2,908,761	1,796,901
Distribution to other equity instrument holders (Note 16(i))	547,685	370,486

A cash dividend of RMB3.95 (tax inclusive) per 10 ordinary shares related to the year of 2021, amounting to RMB3,064 million (tax inclusive) in total has been proposed by the directors and is subject to approval by the ordinary equity holders in the annual general meeting.

A cash dividend of RMB3.75 (tax inclusive) per 10 ordinary shares related to the year of 2020 amounting to RMB2,909 million (tax inclusive) in total and based on 7,756,694,797 shares was approved at the annual general meeting held on 29 June 2021. All dividends were distributed on 19 August 2021.

A cash dividend of RMB2.35 (tax inclusive) per 10 ordinary shares related to the year of 2019 amounting to RMB1,797 million (tax inclusive) in total and based on 7,646,385,238 shares was approved at the annual general meeting held on 5 June 2020. All dividends were distributed on 22 July 2020.

Notes to the Consolidated Financial Statements (Continued)

For the year ended 31 December 2021

(In RMB thousands, unless otherwise stated)

16 EARNINGS PER SHARE ATTRIBUTABLE TO ORDINARY EQUITY HOLDERS OF THE COMPANY

Basic earnings per share was calculated by dividing profit for the year attributable to ordinary equity holders of the Company by the weighted average number of ordinary shares outstanding. The calculations of basic and diluted earnings per share are based on:

	Year ended 31 December	
	2021	2020
Earnings:		
Profit attributable to equity holders of the Company	10,238,704	9,509,429
Less: Profit attributable to other equity instrument holders of the Company (i)	(547,685)	(370,486)
Profit attributable to ordinary equity holders of the Company	9,691,019	9,138,943
Shares:		
Weighted average number of ordinary shares in issue (thousand) (Note 44)	7,756,695	7,647,594
Basic and diluted earnings per share (in RMB yuan)	1.25	1.20

There were no dilutive shares during the year ended 31 December 2021 (year ended 31 December 2020: None).

- (i) As of 31 December 2021, there were three tranches of perpetual subordinated bonds existed under the terms and conditions as detailed in Note 45 Other Equity Instruments.

For the purpose of calculating basic earnings per ordinary share, profit attributable to other equity holders was deducted from the profit attributable to ordinary equity holders of the Company.

Notes to the Consolidated Financial Statements (Continued)

For the year ended 31 December 2021
(In RMB thousands, unless otherwise stated)

17 PROPERTY, PLANT AND EQUIPMENT

	Properties and buildings	Electronic devices	Transportation vehicles	Communication equipment	Office equipment	Security equipment	Others	Total
Cost								
1 January 2021	413,761	826,027	36,670	6,743	76,659	8,699	37,059	1,405,618
Increases	7,430	282,738	2,528	454	6,709	818	304	300,981
Decreases	–	(157,637)	(4,168)	(2,384)	(6,136)	(1,287)	(214)	(171,826)
31 December 2021	421,191	951,128	35,030	4,813	77,232	8,230	37,149	1,534,773
Accumulated depreciation								
1 January 2021	(140,092)	(539,891)	(34,291)	(5,633)	(73,431)	(6,853)	(33,140)	(833,331)
Increases	(14,059)	(151,970)	(783)	(380)	(2,262)	(678)	(1,801)	(171,933)
Decreases	–	157,501	4,043	2,381	6,129	1,268	177	171,499
31 December 2021	(154,151)	(534,360)	(31,031)	(3,632)	(69,564)	(6,263)	(34,764)	(833,765)
Net carrying amount								
31 December 2021	267,040	416,768	3,999	1,181	7,668	1,967	2,385	701,008
Cost								
1 January 2020	428,063	697,128	36,696	7,475	77,809	8,850	38,286	1,294,307
Increases	322	193,577	370	155	1,803	672	109	197,008
Decreases	(14,624)	(64,678)	(396)	(887)	(2,953)	(823)	(1,336)	(85,697)
31 December 2020	413,761	826,027	36,670	6,743	76,659	8,699	37,059	1,405,618
Accumulated depreciation								
1 January 2020	(134,082)	(504,848)	(33,897)	(5,972)	(72,414)	(7,036)	(32,620)	(790,869)
Increases	(11,266)	(99,583)	(778)	(521)	(3,951)	(613)	(1,838)	(118,550)
Decreases	5,256	64,540	384	860	2,934	796	1,318	76,088
31 December 2020	(140,092)	(539,891)	(34,291)	(5,633)	(73,431)	(6,853)	(33,140)	(833,331)
Net carrying amount								
31 December 2020	273,669	286,136	2,379	1,110	3,228	1,846	3,919	572,287

Notes to the Consolidated Financial Statements (Continued)

For the year ended 31 December 2021

(In RMB thousands, unless otherwise stated)

18 RIGHT-OF-USE ASSETS

	Properties and buildings	Others	Total
Cost			
1 January 2021	1,445,123	259,434	1,704,557
Increases	1,241,641	2,839	1,244,480
Decreases	(338,081)	(2,636)	(340,717)
Foreign currency translation differences	(6,448)	–	(6,448)
31 December 2021	<u>2,342,235</u>	<u>259,637</u>	<u>2,601,872</u>
Accumulated depreciation			
1 January 2021	(632,906)	(74,977)	(707,883)
Increases	(371,530)	(37,501)	(409,031)
Decreases	333,484	2,272	335,756
Foreign currency translation differences	2,047	–	2,047
31 December 2021	<u>(668,905)</u>	<u>(110,206)</u>	<u>(779,111)</u>
Carrying amount			
31 December 2021	<u>1,673,330</u>	<u>149,431</u>	<u>1,822,761</u>

Notes to the Consolidated Financial Statements (Continued)

For the year ended 31 December 2021

(In RMB thousands, unless otherwise stated)

18 RIGHT-OF-USE ASSETS (Continued)

	Properties and buildings	Others	Total
Cost			
1 January 2020	1,180,831	258,321	1,439,152
Increases	297,717	1,288	299,005
Decreases	(18,904)	(175)	(19,079)
Foreign currency translation differences	(14,521)	–	(14,521)
31 December 2020	<u>1,445,123</u>	<u>259,434</u>	<u>1,704,557</u>
Accumulated depreciation			
1 January 2020	(299,591)	(37,553)	(337,144)
Increases	(348,456)	(37,598)	(386,054)
Decreases	12,027	174	12,201
Foreign currency translation differences	3,114	–	3,114
31 December 2020	<u>(632,906)</u>	<u>(74,977)</u>	<u>(707,883)</u>
Carrying amount			
31 December 2020	<u>812,217</u>	<u>184,457</u>	<u>996,674</u>

Notes to the Consolidated Financial Statements (Continued)

For the year ended 31 December 2021

(In RMB thousands, unless otherwise stated)

19 INTANGIBLE ASSETS

	Software	Trading seat rights and others	Total
Cost			
1 January 2021	721,623	74,221	795,844
Increases	279,866	415	280,281
Decreases	(16,815)	–	(16,815)
Foreign currency translation differences	(631)	(18)	(649)
31 December 2021	<u>984,043</u>	<u>74,618</u>	<u>1,058,661</u>
Accumulated amortization			
1 January 2021	(365,766)	(69,600)	(435,366)
Increases	(119,582)	–	(119,582)
Decreases	15,032	–	15,032
Foreign currency translation differences	388	–	388
31 December 2021	<u>(469,928)</u>	<u>(69,600)</u>	<u>(539,528)</u>
Net carrying amount			
31 December 2021	<u>514,115</u>	<u>5,018</u>	<u>519,133</u>

Notes to the Consolidated Financial Statements (Continued)

For the year ended 31 December 2021
(In RMB thousands, unless otherwise stated)

19 INTANGIBLE ASSETS (Continued)

	Software	Trading seat rights and others	Total
Cost			
1 January 2020	542,596	75,948	618,544
Increases	211,692	–	211,692
Decreases	(31,668)	(1,700)	(33,368)
Foreign currency translation differences	(997)	(27)	(1,024)
31 December 2020	<u>721,623</u>	<u>74,221</u>	<u>795,844</u>
Accumulated amortization			
1 January 2020	(313,026)	(69,600)	(382,626)
Increases	(83,856)	–	(83,856)
Decreases	30,616	–	30,616
Foreign currency translation differences	500	–	500
31 December 2020	<u>(365,766)</u>	<u>(69,600)</u>	<u>(435,366)</u>
Net carrying amount			
31 December 2020	<u>355,857</u>	<u>4,621</u>	<u>360,478</u>

Notes to the Consolidated Financial Statements (Continued)

For the year ended 31 December 2021

(In RMB thousands, unless otherwise stated)

20 INVESTMENTS IN SUBSIDIARIES

	31 December 2021	31 December 2020
Investments in subsidiaries	9,267,283	6,528,123

General information of the Company's principal subsidiaries are as follows:

Name of subsidiaries	Principal operating place	Place of registration	Registered share capital	Proportion of voting rights		Directly/Indirectly hold	Principal activities
				As at 31 December			
				2021	2020		
China Futures Co., Ltd.	Chongqing	Chongqing	RMB1,000 million	100%	100%	Directly	Futures brokerage
China Capital Management Co., Ltd. (i)	Beijing	Beijing	RMB1,650 million	100%	100%	Directly	Project investment
China Securities (International) Finance Holding Co., Ltd. (i) (ii)	Hong Kong	Hong Kong	Not applicable	100%	100%	Directly	Shareholding and investment
China Fund Management Co., Ltd. (iii)	Beijing	Beijing	RMB300 million	75%	55%	Directly	Funds business, asset management
China Securities Investment Co., Ltd. (i)	Beijing	Beijing	RMB6,100 million	100%	100%	Directly	Investment management, equity investment management, investment consultancy and project management

- (i) In 2021, the Company paid RMB450 million and RMB500 million of the subscribed capital to China Capital Management Co., Ltd. and China Securities Investment Co., Ltd., respectively, and increased capital investment of HKD2,000 million in China Securities (International) Finance Holding Co., Ltd.
- (ii) China Securities (International) Finance Holding Co., Ltd. is registered as a limited company according to the laws of Hong Kong, China. Others are registered as limited liability companies according to the laws of the People's Republic of China.
- (iii) In April 2021, the Company acquired 20% equity of China Fund Management Co., Ltd., which was publicly transferred by Jiangsu Guangchuan Broadcasting Media Co., Ltd. This transfer increased the company's proportion of voting rights to China Fund Management Co., Ltd. from 55% to 75%.

Notes to the Consolidated Financial Statements (Continued)

For the year ended 31 December 2021
(In RMB thousands, unless otherwise stated)

21 INVESTMENTS IN ASSOCIATES

	31 December 2021	31 December 2020
Investments in associates	111,002	229,286

The following table illustrates details of investments in associates:

Name	1 January 2021	Increase	Decrease	Movement using the equity method	Impairment allowance for the current period	31 December 2021
CITIC City Development Equity Investment Fund Management (Shenzhen) Co., Ltd.	50,802	–	–	1,975	–	52,777
Jiangsu DDBS Environment Remediation Co., Ltd.	48,804	–	(48,961)	157	–	–
Beijing Tinavi Medical Technology Co., Ltd.	44,208	–	(43,044)	(1,164)	–	–
Guangdong South Lead TV & Film Co., Ltd.	27,191	–	(27,191)	–	–	–
Beijing Siban Technology Development Co., Ltd.	25,809	–	(25,851)	42	–	–
Zhongguancun Equity Trading Service Group Co., Ltd.	21,757	–	–	2,255	–	24,012
Shenzhen MALONG TECHNOLOGIES Co., Ltd.	9,460	–	–	(1,153)	–	8,307
Beijing Haifu Capital Management Co., Ltd.	1,255	–	(1,257)	2	–	–
Beijing Equity Trading Center Co., Ltd.	–	25,851	–	55	–	25,906
Total	229,286	25,851	(146,304)	2,169	–	111,002

Notes to the Consolidated Financial Statements (Continued)

For the year ended 31 December 2021

(In RMB thousands, unless otherwise stated)

21 INVESTMENT IN ASSOCIATES (Continued)

Name	1 January 2020	Increase	Decrease	Movement using the equity method	Impairment allowance for the current period	31 December 2020
CITIC City Development Equity Investment Fund Management (Shenzhen) Co., Ltd.	118,018	–	–	10,108	(77,324)	50,802
Jiangsu DDBS Environment Remediation Co., Ltd.	45,212	–	–	3,592	–	48,804
Beijing Tinavi Medical Technology Co., Ltd.	20,017	25,224	–	(1,033)	–	44,208
Guangdong South Lead TV & Film Co., Ltd.	27,763	–	–	(571)	–	27,192
Beijing Siban Technology Development Co., Ltd.	–	28,571	–	(2,762)	–	25,809
Zhongguancun Equity Trading Service Group Co., Ltd.	45,824	–	(28,571)	4,504	–	21,757
Shenzhen MALONG TECHNOLOGIES Co., Ltd.	11,426	–	–	(1,967)	–	9,459
Beijing Haifu Capital Management Co., Ltd.	1,252	–	–	3	–	1,255
Total	269,512	53,795	(28,571)	11,874	(77,324)	229,286

As at 31 December 2020, the fair value of CITIC City Development Equity Investment Fund Management (Shenzhen) Co., Ltd., an associate of the Group, was lower than its original book value indicating signs of impairment. As a result, an impairment allowance of RMB77.32 million was recorded by the Group. As at 31 December 2021, given there was no sign of impairment on the Group's investments in associates, no further impairment allowance was made.

Notes to the Consolidated Financial Statements (Continued)

For the year ended 31 December 2021

(In RMB thousands, unless otherwise stated)

22 FINANCIAL ASSETS AT FAIR VALUE THROUGH PROFIT OR LOSS

	31 December 2021	31 December 2020
Non-current		
Financial assets at fair value through profit or loss		
Debt instruments	54,919	–
Equity investments	6,508,439	3,939,113
Others	1,012,651	2,076,395
Subtotal	7,576,009	6,015,508
Analyzed into:		
Listed outside Hong Kong	2,381,073	1,574,603
Unlisted	5,194,936	4,440,905
Subtotal	7,576,009	6,015,508
Current		
Financial assets at fair value through profit or loss		
Debt instruments	87,162,849	82,315,132
Equity investments	21,285,047	14,139,675
Fund investments	16,606,441	10,460,975
Others	28,917,570	25,724,358
Subtotal	153,971,907	132,640,140
Analyzed into:		
Listed in Hong Kong	7,856,672	2,356,420
Listed outside Hong Kong	115,528,444	109,195,472
Unlisted	30,586,791	21,088,248
Subtotal	153,971,907	132,640,140
Total	161,547,916	138,655,648

Notes to the Consolidated Financial Statements (Continued)

For the year ended 31 December 2021

(In RMB thousands, unless otherwise stated)

22 FINANCIAL ASSETS AT FAIR VALUE THROUGH PROFIT OR LOSS (Continued)

As at 31 December 2021, the fair value of financial assets pledged as collateral for repurchase agreements (Note 37), placements from China Securities Finance Corporation Limited (“CSF”) (Note 38), short-term borrowings (Note 40), futures business and securities borrowing business by the Group totaled RMB82,663.63 million (31 December 2020: RMB62,442.75 million).

As at 31 December 2021, financial assets held by the Group included securities lent amounted to RMB2,582.01 million (31 December 2020: RMB2,185.24 million).

As at 31 December 2021, the fair value of financial assets at fair value through profit or loss in restricted period held by the Group was RMB4,544.33 million (31 December 2020: RMB3,754.15 million).

Notes to the Consolidated Financial Statements (Continued)

For the year ended 31 December 2021

(In RMB thousands, unless otherwise stated)

23 FINANCIAL ASSETS AT FAIR VALUE THROUGH OTHER COMPREHENSIVE INCOME

	31 December 2021	31 December 2020
Non-current		
Equity instruments (i)	–	3,225,144
Analyzed into:		
Unlisted	–	3,225,144
Current		
Debt instruments	48,260,539	44,816,764
Equity instruments	97,607	54,948
Subtotal	48,358,146	44,871,712
Analyzed into:		
Listed in Hong Kong	2,221,302	1,821,858
Listed outside Hong Kong	46,136,844	43,049,854
Subtotal	48,358,146	44,871,712
Total	48,358,146	48,096,856

- (i) As at 31 December 2021, the fair value of securities classified as financial assets at fair value through other comprehensive income of the Group which have been pledged as collateral for repurchase agreements (Note 37), placements from CSF (Note 38), short-term borrowings (Note 40) and securities borrowing business were RMB39,202.57 million (31 December 2020: RMB33,765.93 million).

Notes to the Consolidated Financial Statements (Continued)

For the year ended 31 December 2021

(In RMB thousands, unless otherwise stated)

24 FINANCIAL ASSETS HELD UNDER RESALE AGREEMENTS

	31 December 2021	31 December 2020
Non-current		
Analyzed by collateral:		
Stock	10,020	1,353,536
Allowance for impairment losses	(114)	(5,219)
Subtotal	9,906	1,348,317
Current		
Analyzed by collateral:		
Debts	15,312,173	7,458,949
Stock	4,341,391	8,279,045
Others	–	111,442
	19,653,564	15,849,436
Allowance for impairment losses	(641,716)	(1,080,550)
Subtotal	19,011,848	14,768,886
Total	19,021,754	16,117,203

The Group received securities as collateral in connection with financial assets under resale agreements, some of which are allowed to be re-pledged in the absence of default by counterparties. If the collateral received declines in value, the Group may, in certain circumstances, require additional collateral. The Group had an obligation to return the collateral to its counterparties at the maturity of the contracts.

Notes to the Consolidated Financial Statements (Continued)

For the year ended 31 December 2021

(In RMB thousands, unless otherwise stated)

24 FINANCIAL ASSETS HELD UNDER RESALE AGREEMENTS (Continued)

The fair value of the collateral received in connection with financial assets under resale agreements, the collateral allowed to be re-pledged and the collateral re-pledged were as below:

	31 December 2021	31 December 2020
Collateral received	24,125,395	45,507,600
Including: Collateral allowed to be re-pledged	–	198,323
Collateral re-pledged	–	102,096

25 REFUNDABLE DEPOSITS

	31 December 2021	31 December 2020
Performance bonds	7,739,810	6,180,363
Trading deposits	2,586,664	2,488,830
Credit deposits	69,155	71,798
Total	10,395,629	8,740,991

Notes to the Consolidated Financial Statements (Continued)

For the year ended 31 December 2021

(In RMB thousands, unless otherwise stated)

26 DEFERRED TAX ASSETS AND LIABILITIES

Changes of deferred tax assets and deferred tax liabilities are as follow:

Deferred tax assets	Salaries, bonuses, and allowances payable	Fair value changes of financial instruments	Allowance for credit impairment losses	Others	Total
1 January 2021	921,854	112,668	623,648	67,349	1,725,519
Credited/(debited) to the consolidated income statement	241,935	71,579	(75,665)	19,799	257,648
Credited/(debited) to other comprehensive income	–	(13,492)	(17)	(1,814)	(15,323)
31 December 2021	1,163,789	170,755	547,966	85,334	1,967,844

Deferred tax assets	Salaries, bonuses, and allowances payable	Fair value changes of financial instruments	Allowance for credit impairment losses	Others	Total
1 January 2020	594,685	13,840	295,637	59,703	963,865
Credited to the consolidated income statement	327,169	85,580	328,011	11,525	752,285
Credited/(debited) to other comprehensive income	–	13,248	–	(3,879)	9,369
31 December 2020	921,854	112,668	623,648	67,349	1,725,519

Notes to the Consolidated Financial Statements (Continued)

For the year ended 31 December 2021

(In RMB thousands, unless otherwise stated)

26 DEFERRED TAX ASSETS AND LIABILITIES (Continued)

Changes of deferred tax assets and deferred tax liabilities are as follow (Continued):

Deferred tax liabilities	Fair value changes of financial instruments	Others	Total
1 January 2021	1,064,118	1,298	1,065,416
Debited/(credited) to the consolidated income statement	347,310	219	347,529
Debited/(credited) to other comprehensive income	112,411	(40)	112,371
31 December 2021	1,523,839	1,477	1,525,316

Deferred tax liabilities	Fair value changes of financial instruments	Others	Total
1 January 2020	658,549	2,325	660,874
Debited/(credited) to the consolidated income statement	365,651	(935)	364,716
Debited/(credited) to other comprehensive income	39,918	(92)	39,826
31 December 2020	1,064,118	1,298	1,065,416

27 OTHER NON-CURRENT ASSETS

As at 31 December 2021 and 31 December 2020, other non-current assets of the Group primarily represented long-term deferred expenses incurred on network engineering projects and leasehold improvements of property, plant and equipment.

Notes to the Consolidated Financial Statements (Continued)

For the year ended 31 December 2021

(In RMB thousands, unless otherwise stated)

28 MARGIN ACCOUNTS

	31 December 2021	31 December 2020
Margin accounts		
– Individuals	47,854,449	41,168,753
– Institutions	11,133,597	6,515,092
	58,988,046	47,683,845
Allowance for impairment losses	(1,179,900)	(1,168,670)
Total	57,808,146	46,515,175

Margin accounts are funds that the Group provided to clients in margin financing business. As at 31 December 2021 and 31 December 2020, no margin accounts were pledged for repurchase agreements (Note 37).

As at 31 December 2021, the fair value of securities lent in margin financing business was RMB9,755.35 million (31 December 2020: RMB8,978.45 million).

As at 31 December 2021, the Group received collateral with fair value amounted to RMB226,033.18 million (31 December 2020: RMB174,926.49 million), in connection with its margin financing business.

Notes to the Consolidated Financial Statements (Continued)

For the year ended 31 December 2021
(In RMB thousands, unless otherwise stated)

29 ACCOUNTS RECEIVABLE

	31 December 2021	31 December 2020
Trading deposits for return swaps	19,512,677	6,708,687
Clearing funds receivable	447,732	112,199
Assets management fee receivable	143,075	114,178
Others	2,991,481	1,094,181
	<u>23,094,965</u>	<u>8,029,245</u>
Allowance for impairment losses (i)	<u>(19,793)</u>	<u>(11,092)</u>
Total	<u>23,075,172</u>	<u>8,018,153</u>

- (i) ECL on account receivable arising from revenue recognized in accordance with IFRS 15 – Revenue, is measured using simplified approach under IFRS9. ECL on the rest of accounts receivable is measured using the general approach and as at 31 December 2021, account receivable measured using general approach were classified under Stage 1 (31 December 2020: Stage 1).
- (ii) Analyzed by aging

	As at 31 December 2021			
	Carrying amount		Allowance for impairment losses	
	Value	Percentage	Value	Percentage
Allowance for impairment losses by portfolio				
Less than 1 year	23,078,664	99.93%	(11,811)	59.67%
1 to 2 years	4,607	0.02%	(197)	1.00%
2 to 3 years	1,803	0.01%	(840)	4.24%
More than 3 years	9,891	0.04%	(6,945)	35.09%
Total	<u>23,094,965</u>	<u>100.00%</u>	<u>(19,793)</u>	<u>100.00%</u>

	As at 31 December 2020			
	Carrying amount		Allowance for impairment losses	
	Value	Percentage	Value	Percentage
Allowance for impairment losses by portfolio				
Less than 1 year	8,014,585	99.82%	(2,277)	20.54%
1 to 2 years	3,555	0.04%	(1,610)	14.51%
2 to 3 years	2,491	0.03%	(1,308)	11.79%
More than 3 years	8,614	0.11%	(5,897)	53.16%
Total	<u>8,029,245</u>	<u>100.00%</u>	<u>(11,092)</u>	<u>100.00%</u>

Notes to the Consolidated Financial Statements (Continued)

For the year ended 31 December 2021

(In RMB thousands, unless otherwise stated)

30 DERIVATIVE FINANCIAL INSTRUMENTS

	As at 31 December 2021		
	Nominal value	Fair value	
		Assets	Liabilities
Interest rate derivatives	552,026,250	29	25
Currency derivatives	189,498,544	113,129	–
Equity derivatives	151,858,094	2,217,103	4,139,812
Credit derivatives	174,237	4,980	772
Others	35,367,388	182,701	154,717
Total	928,924,513	2,517,942	4,295,326

	As at 31 December 2020		
	Nominal value	Fair value	
		Assets	Liabilities
Interest rate derivatives	165,977,744	812	950
Currency derivatives	2,222,696	4,666	331
Equity derivatives	97,824,331	1,449,975	2,274,318
Credit derivatives	292,000	1,913	2,132
Others	13,506,560	174,843	146,889
Total	279,823,331	1,632,209	2,424,620

Under the “Daily Mark-to-Market and Settlement Arrangement”, the Group’s future contracts are settled daily. The amount of mark-to-market gain or loss of those unexpired future contracts is reflected in profit or loss and the account captioned “cash and bank balances”. As at 31 December 2021, the fair value of the Group’s unexpired futures contracts was RMB32.41 million (31 December 2020: negative RMB153.85 million).

Notes to the Consolidated Financial Statements (Continued)

For the year ended 31 December 2021
(In RMB thousands, unless otherwise stated)

31 CASH HELD ON BEHALF OF CLIENTS

The Group maintains segregated deposit accounts with banks and authorized institutions to hold cash on behalf of customers arising from its normal course of business. The Group has recorded the related amounts as cash held on behalf of clients and the corresponding liabilities as accounts payable to brokerage clients (Note 34). In Mainland China, the use of cash held on behalf of clients for securities trading and settlement is restricted and governed by relevant third-party custodian regulations issued by the CSRC. In Hong Kong, the “Securities and Futures (Client Money) Rules” under the Securities and Futures Ordinance have imposed similar restrictions.

32 CASH AND BANK BALANCES

	31 December 2021	31 December 2020
Deposits in banks	36,002,716	28,580,085
Total	36,002,716	28,580,085

As at 31 December 2021, the Group had restricted deposits of RMB766.49 million (31 December 2020: RMB810.72 million).

Notes to the Consolidated Financial Statements (Continued)

For the year ended 31 December 2021

(In RMB thousands, unless otherwise stated)

33 OTHER CURRENT ASSETS

	31 December 2021	31 December 2020
Interest receivable (i)	119,419	59,059
Commodity Inventories	47,067	15,227
Deferred expenses	30,971	3,652
Prepaid expenses	13,816	4,013
Dividend receivable	–	202
Others	514,949	527,301
	<u>726,222</u>	<u>609,454</u>
Allowance for impairment losses	<u>(45,948)</u>	<u>(44,762)</u>
Total	<u>680,274</u>	<u>564,692</u>

- (i) As at 31 December 2021 and 31 December 2020, interest income of financial assets accrued under effective interest rate method, which was overdue but not received, was reflected in Interest receivable under other current assets. Interest receivable not yet due were included in the carrying amount of the related financial assets.

34 ACCOUNTS PAYABLE TO BROKERAGE CLIENTS

Accounts payable to brokerage clients represents the amounts received from and repayable to clients arising from the ordinary course of the Group's securities brokerage business. For more details, please refer to Cash Held on Behalf of Clients (Note 31).

Notes to the Consolidated Financial Statements (Continued)

For the year ended 31 December 2021
(In RMB thousands, unless otherwise stated)

35 LEASE LIABILITIES

	31 December 2021	31 December 2020
Current		
Lease liabilities	444,289	323,956
Non-current		
Lease liabilities	1,359,022	655,308
Total	1,803,311	979,264

As at 31 December 2021, the Group's leases committed but not yet commenced were RMB414.61 million (31 December 2020: RMB24.56 million) (Note 53.2).

36 FINANCIAL LIABILITIES AT FAIR VALUE THROUGH PROFIT OR LOSS

	31 December 2021	31 December 2020
Current		
Financial liabilities at fair value through profit or loss (Held for trading)		
– Debt instruments	1,029,622	5,140
Financial liabilities designated as at fair value through profit or loss		
– Structured notes (i)	1,315,876	342,326
Subtotal	2,345,498	347,466
Non-current		
Financial liabilities designated as at fair value through profit or loss		
– Structured notes (i)	5,454,391	1,248,263
Total	7,799,889	1,595,729

(i) As at 31 December 2021 and 31 December 2020, the structured notes held by the Group were mainly linked to equity indexes.

Notes to the Consolidated Financial Statements (Continued)

For the year ended 31 December 2021

(In RMB thousands, unless otherwise stated)

37 FINANCIAL ASSETS SOLD UNDER REPURCHASE AGREEMENTS

	31 December 2021	31 December 2020
Current		
Analyzed by collateral:		
Debt securities (Notes 22 and 23)	81,945,486	68,879,194
Gold	5,880,104	6,033,940
Others (Notes 22)	11,770,077	9,599,105
Total	<u>99,595,667</u>	<u>84,512,239</u>

As at 31 December 2021 and 31 December 2020, other collaterals mainly included the standard bonds for pledge-style quotation-driven repurchase.

38 PLACEMENTS FROM BANKS AND OTHER FINANCIAL INSTITUTIONS

	31 December 2021	31 December 2020
Current		
Placements from CSF (Notes 22 and 23)	7,528,350	9,035,700
Placements from banks	1,000,306	–
Total	<u>8,528,656</u>	<u>9,035,700</u>

Notes to the Consolidated Financial Statements (Continued)

For the year ended 31 December 2021
(In RMB thousands, unless otherwise stated)

39 TAXES PAYABLE

	31 December 2021	31 December 2020
Current		
Income tax	1,019,520	938,489
Value added tax	283,771	198,371
Others	182,860	256,566
Total	<u>1,486,151</u>	<u>1,393,426</u>

40 SHORT-TERM BORROWINGS

	31 December 2021	31 December 2020
Current		
Analyzed by nature:		
Credit borrowings	101,770	87,411
Mortgage borrowings (Notes 22 and 23)	885,604	537,763
Total	<u>987,374</u>	<u>625,174</u>

As at 31 December 2021, the Group had fixed-rate borrowings which carried interest rate from 0.36% to 4.67%. As at 31 December 2020, the Group had fixed-rate borrowings which carried interest rate from 0.50% to 3.00%.

As at 31 December 2021, the Group held collateral with fair value amounted to RMB1,049.60 million (31 December 2020: RMB634.50 million), in connection with its short-term borrowings.

Notes to the Consolidated Financial Statements (Continued)

For the year ended 31 December 2021

(In RMB thousands, unless otherwise stated)

41 SHORT-TERM FINANCING INSTRUMENTS PAYABLE

Name	Issue date	Maturity date	Coupon rate	1 January 2021	Increase	Decrease	31 December 2021
Short-term commercial paper							
20 CSC CP014	14/10/2020	13/01/2021	2.69%	4,023,289	3,538	(4,026,827)	-
20 CSC CP015	03/11/2020	29/01/2021	3.12%	4,522,695	10,770	(4,533,465)	-
20 CSC CP016	26/11/2020	25/02/2021	3.35%	4,013,216	20,192	(4,033,408)	-
20 CSC CP017	16/12/2020	17/03/2021	2.80%	3,504,296	20,137	(3,524,433)	-
21 CSC CP001	11/01/2021	09/04/2021	2.40%	-	4,023,145	(4,023,145)	-
21 CSC CP002	27/01/2021	28/04/2021	2.42%	-	4,024,134	(4,024,134)	-
21 CSC CP003	24/02/2021	26/05/2021	2.89%	-	4,532,423	(4,532,423)	-
21 CSC CP004BC	15/03/2021	11/06/2021	2.62%	-	4,528,425	(4,528,425)	-
21 CSC CP005BC	08/04/2021	25/06/2021	2.35%	-	3,919,585	(3,919,585)	-
21 CSC CP006BC	27/04/2021	23/07/2021	2.35%	-	3,016,804	(3,016,804)	-
21 CSC CP007BC	25/05/2021	20/08/2021	2.29%	-	4,017,065	(4,017,065)	-
21 CSC CP008BC	10/06/2021	08/09/2021	2.35%	-	4,526,075	(4,526,075)	-
21 CSC CP009BC	24/06/2021	17/09/2021	2.40%	-	4,525,151	(4,525,151)	-
21 CSC CP010BC	21/07/2021	19/10/2021	2.28%	-	4,525,299	(4,525,299)	-
21 CSC CP011BC	18/08/2021	16/11/2021	2.18%	-	3,418,276	(3,418,276)	-
21 CSC CP012BC	27/08/2021	28/10/2021	2.10%	-	3,010,701	(3,010,701)	-
21 CSC CP013	08/09/2021	08/12/2021	2.38%	-	2,011,867	(2,011,867)	-
21 CSC CP014	17/09/2021	16/09/2022	2.75%	-	3,023,959	-	3,023,959
21 CSC CP015	24/09/2021	24/06/2022	2.75%	-	3,022,377	-	3,022,377
21 CSC CP016	11/11/2021	11/11/2022	2.79%	-	2,007,797	-	2,007,797
21 CSC CP017	13/12/2021	09/09/2022	2.68%	-	3,004,185	-	3,004,185
Short-term corporate bond							
20 Xintou S2	28/07/2020	28/07/2021	2.90%	1,516,294	27,206	(1,543,500)	-
21 Xintou S1	29/07/2021	29/12/2021	2.45%	-	1,013,949	(1,013,949)	-
Structured notes (i)				24,716,254	38,315,877	(55,800,270)	7,231,861
Total				42,296,044	100,548,937	(124,554,802)	18,290,179

Notes to the Consolidated Financial Statements (Continued)

For the year ended 31 December 2021

(In RMB thousands, unless otherwise stated)

41 SHORT-TERM FINANCING INSTRUMENTS PAYABLE (Continued)

Name	Issue date	Maturity date	Coupon rate	1 January		31 December	
				2020	Increase	Decrease	2020
Short-term commercial paper							
19 CSC CP006	09/10/2019	08/01/2020	2.88%	4,026,439	2,203	(4,028,642)	-
19 CSC CP007	24/10/2019	22/01/2020	3.02%	4,022,774	6,931	(4,029,705)	-
19 CSC CP008	11/12/2019	06/03/2020	3.05%	4,007,000	21,667	(4,028,667)	-
20 CSC CP001	06/01/2020	03/04/2020	2.79%	-	4,026,833	(4,026,833)	-
20 CSC CP002	20/01/2020	17/04/2020	2.79%	-	4,026,833	(4,026,833)	-
20 CSC CP003	19/02/2020	12/05/2020	2.52%	-	4,022,859	(4,022,859)	-
20 CSC CP004	04/03/2020	03/06/2020	2.42%	-	4,024,134	(4,024,134)	-
20 CSC CP005	07/04/2020	24/06/2020	1.50%	-	4,012,822	(4,012,822)	-
20 CSC CP006	21/04/2020	17/07/2020	1.38%	-	4,013,157	(4,013,157)	-
20 CSC CP007	08/05/2020	06/08/2020	1.55%	-	4,517,199	(4,517,199)	-
20 CSC CP008	02/06/2020	28/08/2020	1.58%	-	4,015,064	(4,015,064)	-
20 CSC CP009	22/06/2020	18/09/2020	2.20%	-	4,021,216	(4,021,216)	-
20 CSC CP010	17/07/2020	16/10/2020	2.55%	-	4,025,430	(4,025,430)	-
20 CSC CP011	04/08/2020	03/11/2020	2.60%	-	4,025,929	(4,025,929)	-
20 CSC CP012	03/09/2020	27/11/2020	2.70%	-	4,025,151	(4,025,151)	-
20 CSC CP013	22/09/2020	18/12/2020	2.70%	-	4,025,742	(4,025,742)	-
20 CSC CP014	14/10/2020	13/01/2021	2.69%	-	4,023,289	-	4,023,289
20 CSC CP015	03/11/2020	29/01/2021	3.12%	-	4,522,695	-	4,522,695
20 CSC CP016	26/11/2020	25/02/2021	3.35%	-	4,013,216	-	4,013,216
20 CSC CP017	16/12/2020	17/03/2021	2.80%	-	3,504,296	-	3,504,296
Short-term corporate bond							
20 Xintou S2	28/07/2020	28/07/2021	2.90%	-	1,520,553	(4,259)	1,516,294
Structured notes (i)							
				5,439,740	66,080,415	(46,803,901)	24,716,254
Total				17,495,953	136,477,634	(111,677,543)	42,296,044

Notes to the Consolidated Financial Statements (Continued)

For the year ended 31 December 2021

(In RMB thousands, unless otherwise stated)

41 SHORT-TERM FINANCING INSTRUMENTS PAYABLE (Continued)

As at 31 December 2021 and 31 December 2020, there were no defaults related to any short-term financing instruments payable by the Group.

As at 31 December 2021 and 31 December 2020, the interests of short-term financing instruments payable measured by the effective interest rate method were included in the carrying amount of the related financial instruments, which amounted to RMB91.76 million and RMB258.13 million, respectively.

- (i) As at 31 December 2021 and 31 December 2020, the structured notes issued by the Group are calculated at a fixed annual interest rate or a fixed plus floating interest rate. The fixed interest rate ranges are 2.40%-3.35% and 2.10%-4.00%, respectively.

42 OTHER CURRENT LIABILITIES

	31 December 2021	31 December 2020
Bonds in issue with maturity within one year (1)	44,293,792	15,304,192
Amounts due to other holders of consolidated structured entities at fair value	1,207,726	6,003,742
Trading deposits for return swaps	15,462,829	4,611,335
Salaries, bonuses and allowances payable	4,705,290	3,947,967
Futures settlement risk funds payable	145,032	111,404
Dividends payable (Note 15 and 45)	355,589	225,404
Settlement deposits payable	1,214,642	439,153
Accounts payable to underwriting clients	478,081	75,871
Provision	59,546	66,403
Funds payable to securities holders	5,980	5,997
Securities investor protection fund payable	57,625	53,278
Others	7,378,884	3,652,897
Total	75,365,016	34,497,643

Notes to the Consolidated Financial Statements (Continued)

For the year ended 31 December 2021

(In RMB thousands, unless otherwise stated)

42 OTHER CURRENT LIABILITIES (Continued)

- (1) Bonds in issue with maturity within one year as at 31 December 2021 and 31 December 2020 were as follows:

		31 December 2021	31 December 2020
18 Xintou F2	(i)	–	4,144,105
18 Xintou F3	(ii)	–	3,578,358
18 Xintou F4	(iii)	–	2,551,271
18 Xintou C1	(iv)	–	5,030,184
19 Xintou C1	(v)	5,707,566	–
19 Xintou C2	(vi)	5,147,340	–
19 Xintou C3	(vii)	4,102,516	–
20 Xintou C1	(viii)	4,170,064	–
20 Xintou C3	(ix)	5,200,351	–
21 Xintou C1	(x)	2,063,833	–
21 Xintou C3	(xi)	3,076,022	–
21 Xintou C5	(xii)	3,575,881	–
21 Xintou C7	(xiii)	1,015,295	–
21 Xintou C9	(xiv)	4,556,883	–
19 CSC Financial Bond 01	(xv)	4,056,979	–
Structured notes	(xvi)	1,621,062	274
Total		44,293,792	15,304,192

- (i) In April 2018, the Company privately issued a 3-year fixed rate corporate bond with a face value of RMB4 billion. The bond pays interest annually at 5.12% per annum and is not guaranteed. The bond was fully redeemed in April 2021.
- (ii) In July 2018, the Company privately issued a 3-year fixed rate corporate bond with a face value of RMB3.5 billion. The bond pays interest annually at 4.86% per annum and is not guaranteed. The bond was fully redeemed in July 2021.
- (iii) In July 2018, the Company privately issued a 3-year fixed rate corporate bond with a face value of RMB2.5 billion. The bond pays interest annually at 4.84% per annum and is not guaranteed. The bond was fully redeemed in July 2021.
- (iv) In November 2018, the Company privately issued a 3-year fixed rate subordinated bond with a face value of RMB5 billion. The bond pays interest annually at 4.38% per annum and is not guaranteed. The bond was fully redeemed in November 2021.

Notes to the Consolidated Financial Statements (Continued)

For the year ended 31 December 2021

(In RMB thousands, unless otherwise stated)

42 OTHER CURRENT LIABILITIES (Continued)

- (1) Bonds in issue with maturity within one year as at 31 December 2021 and 31 December 2020 were as follows (Continued):
- (v) In January 2019, the Company privately issued a 3-year fixed rate subordinated bond with a face value of RMB5.5 billion. The bond pays interest annually at 4.00% per annum and is not guaranteed.
 - (vi) In April 2019, the Company privately issued a 3-year fixed rate subordinated bond with a face value of RMB5 billion. The bond pays interest annually at 4.20% per annum and is not guaranteed.
 - (vii) In May 2019, the Company privately issued a 3-year fixed rate subordinated bond with a face value of RMB4 billion. The bond pays interest annually at 4.12% per annum and is not guaranteed.
 - (viii) In November 2020, the Company publicly issued a 457-day fixed rate subordinated bond with a face value of RMB4 billion. The bond pays the principal and interest at maturity at 3.90% per year and is not guaranteed.
 - (ix) In December 2020, the Company publicly issued a 455-day fixed rate subordinated bond with a face value of RMB5 billion. The bond pays the principal and interest at maturity at 3.84% per year and is not guaranteed.
 - (x) In January 2021, the Company publicly issued a 546-day fixed rate subordinated bond with a face value of RMB2 billion. The bond pays interest annually at 3.50% per annum, the last-period interest is paid along with the redemption of the principal and is not guaranteed.
 - (xi) In March 2021, the Company publicly issued a 455-day fixed rate subordinated bond with a face value of RMB3 billion. The bond pays the principal and interest at maturity at 3.40% per year and is not guaranteed.
 - (xii) In April 2021, the Company publicly issued a 456-day fixed rate subordinated bond with a face value of RMB3.5 billion. The bond pays the principal and interest at maturity at 3.27% per year and is not guaranteed.
 - (xiii) In June 2021, the Company publicly issued a 457-day fixed rate subordinated bond with a face value of RMB1 billion. The bond pays the principal and interest at maturity at 3.30% per year and is not guaranteed.

Notes to the Consolidated Financial Statements (Continued)

For the year ended 31 December 2021

(In RMB thousands, unless otherwise stated)

42 OTHER CURRENT LIABILITIES (Continued)

- (1) Bonds in issue with maturity within one year as at 31 December 2021 and 31 December 2020 were as follows (Continued):
- (xiv) In July 2021, the Company publicly issued a 457-day fixed rate subordinated bond with a face value of RMB4.5 billion. The bond pays the principal and interest at maturity at 3.05% per year and is not guaranteed.
- (xv) In August 2019, the Company publicly issued a 3-year fixed rate financial bond with a face value of RMB4 billion. The bond pays interest annually at 3.52% per annum and is not guaranteed.
- (xvi) As at 31 December 2021, the Company had structured notes named "Gushouxin series" amounted to RMB0.10 million, "Zhiyingbao series" amounted to RMB1,520.94 million, which accrue interests at fixed annual rate of 3.00% to 3.95%; "Kanzhangbao series" amounted to RMB100.02 million, which accrue interest at floating rate linked to one or more stock indexes. The remaining tenure were less than one year. The principal and interest of these structured notes are payable at maturity and are not guaranteed. As at 31 December 2020, the Company had structured notes named "Gushouxin series" amounted to RMB0.27 million, which accrue interests at a fixed annual rate in the range of 3.00%~3.10% and of which the remaining tenure were less than one year. The principal and interest of these structured notes are payable at maturity and are not guaranteed.

43 BONDS IN ISSUE

	31 December 2021	31 December 2020
Subordinated bonds in issue	25,223,533	25,937,038
Corporate bonds in issue	23,150,209	20,023,181
Financial bonds in issue	–	4,056,088
Structured notes in issue	11,646,450	–
Total	<u>60,020,192</u>	<u>50,016,307</u>

- (1) As at 31 December 2021 and 31 December 2020, there were no defaults related to any bonds in issue.

Notes to the Consolidated Financial Statements (Continued)

For the year ended 31 December 2021

(In RMB thousands, unless otherwise stated)

43 BONDS IN ISSUE (Continued)

(2) The details of bonds in issue

		31 December 2021	31 December 2020
Corporate bonds			
20 Xintou G1	(i)	5,107,844	5,098,259
20 Xintou G2	(ii)	1,021,672	1,020,559
20 Xintou G3	(iii)	3,047,560	3,041,844
20 Xintou G4	(iv)	3,043,052	3,038,641
20 Xintou G5	(v)	4,558,698	4,553,500
CSCIF A N2508	(vi)	3,198,713	3,270,378
CSCIF A N2406	(vii)	3,172,670	–
Subtotal		23,150,209	20,023,181
Subordinated bonds			
19 Xintou C1	42(1) (v)	–	5,699,084
19 Xintou C2	42(1) (vi)	–	5,140,324
19 Xintou C3	42(1) (vii)	–	4,096,928
20 Xintou C1	42(1) (viii)	–	4,004,909
20 Xintou C2	(viii)	1,001,959	1,000,725
20 Xintou C3	42(1) (ix)	–	4,996,249
20 Xintou C4	(ix)	1,000,051	998,819
21 Xintou C2	(x)	1,034,404	–
21 Xintou C4	(xi)	1,028,159	–
21 Xintou C6	(xii)	2,047,845	–
21 Xintou C8	(xiii)	2,542,798	–
21 Xintou 10	(xiv)	1,521,290	–
21 Xintou 11	(xv)	4,021,408	–
21 Xintou 12	(xvi)	2,011,006	–
21 Xintou 13	(xvii)	4,015,541	–
21 Xintou 14	(xviii)	2,000,968	–
21 Xintou 16	(xix)	2,998,104	–
Subtotal		25,223,533	25,937,038
Financial Bonds			
19 CSC Financial Bond 01	42(1) (xv)	–	4,056,088
Structured notes	(xx)	11,646,450	–
Carrying amount		60,020,192	50,016,307

Notes to the Consolidated Financial Statements (Continued)

*For the year ended 31 December 2021
(In RMB thousands, unless otherwise stated)*

43 BONDS IN ISSUE (Continued)

(2) The details of bonds in issue (Continued)

- (i) In March 2020, the Company publicly issued a 3-year fixed rate corporate bond with a face value of RMB5 billion. The bond pays interest annually at 2.94% per annum and is not guaranteed.
- (ii) In March 2020, the Company publicly issued a 5-year fixed rate corporate bond with a face value of RMB1 billion. The bond pays interest annually at 3.13% per annum and is not guaranteed.
- (iii) In April 2020, the Company publicly issued a 3-year fixed rate corporate bond with a face value of RMB3 billion. The bond pays interest annually at 2.56% per annum and is not guaranteed.
- (iv) In July 2020, the Company publicly issued a 3-year fixed rate corporate bond with a face value of RMB3 billion. The bond pays interest annually at 3.55% per annum and is not guaranteed.
- (v) In July 2020, the Company publicly issued a 3-year fixed rate corporate bond with a face value of RMB4.5 billion. The bond pays interest annually at 3.46% per annum and is not guaranteed.
- (vi) In August 2020, CSCIF Asia Limited, an indirect wholly owned subsidiary of the Company, issued a 5-year medium-term note with a face value of USD0.5 billion and an annual interest rate of 1.75%. The note pays interest every six months, and is guaranteed unconditionally and irrevocably by CSC Financial Co., Ltd.
- (vii) In June 2021, CSCIF Asia Limited, an indirect wholly owned subsidiary of the Company, issued a 3-year medium-term note with a face value of USD0.5 billion and an annual interest rate of 1.125%. The note pays interest every six months, and is guaranteed unconditionally and irrevocably by CSC Financial Co., Ltd.
- (viii) In November 2020, the Company publicly issued a 3-year fixed rate subordinated bond with a face value of RMB1 billion. The bond pays interest annually at 4.20% per annum and is not guaranteed.
- (ix) In December 2020, the Company publicly issued a 3-year fixed rate subordinated bond with a face value of RMB1 billion. The bond pays interest annually at 4.18% per annum and is not guaranteed.
- (x) In January 2021, the Company publicly issued a 3-year fixed rate subordinated bond with a face value of RMB1 billion. The bond pays interest annually at 3.87% per annum and is not guaranteed.
- (xi) In March 2021, the Company publicly issued a 3-year fixed rate subordinated bond with a face value of RMB1 billion. The bond pays interest annually at 3.88% per annum and is not guaranteed.
- (xii) In April 2021, the Company publicly issued a 3-year fixed rate subordinated bond with a face value of RMB2 billion. The bond pays interest annually at 3.70% per annum and is not guaranteed.
- (xiii) In June 2021, the Company publicly issued a 3-year fixed rate subordinated bond with a face value of RMB2.5 billion. The bond pays interest annually at 3.75% per annum and is not guaranteed.
- (xiv) In July 2021, the Company publicly issued a 3-year fixed rate subordinated bond with a face value of RMB1.5 billion. The bond pays interest annually at 3.50% per annum and is not guaranteed.

Notes to the Consolidated Financial Statements (Continued)

For the year ended 31 December 2021

(In RMB thousands, unless otherwise stated)

43 BONDS IN ISSUE (Continued)

(2) The details of bonds in issue (Continued)

- (xv) In October 2021, the Company publicly issued a 2-year fixed rate subordinated bond with a face value of RMB4 billion. The bond pays interest annually at 3.43% per annum and is not guaranteed.
- (xvi) In October 2021, the Company publicly issued a 3-year fixed rate subordinated bond with a face value of RMB2 billion. The bond pays interest annually at 3.75% per annum and is not guaranteed.
- (xvii) In October 2021, the Company publicly issued a 3-year fixed rate subordinated bond with a face value of RMB4 billion. The bond pays interest annually at 3.68% per annum and is not guaranteed.
- (xviii) In November 2021, the Company publicly issued a 2-year fixed rate subordinated bond with a face value of RMB2 billion. The bond pays interest annually at 3.13% per annum and is not guaranteed.
- (xix) In December 2021, the Company publicly issued a 2-year fixed rate subordinated bond with a face value of RMB3 billion. The bond pays interest annually at 3.07% per annum and is not guaranteed.
- (xx) As at 31 December 2021, the Company had structured notes named "Zhiyingbao series" amounted to RMB10,636.26 million, and "Gushouxin series" amounted to RMB1,010.19 million, which accrue interests at a fixed annual rate in the range of 3.90%~4.40% and 4.00%, with a remaining tenure of more than one year. The principal and interest of these structured notes are payable at maturity and are not guaranteed.

44 SHARE CAPITAL

All shares issued by the Company are fully paid common shares, with a notional value of RMB1 per share. The number of shares and nominal value of the Company's share capital are as follows:

	31 December 2021	31 December 2020
Issued and fully paid ordinary shares of RMB1 each (<i>in thousands</i>)		
– A shares	6,495,671	6,495,671
– H shares	1,261,024	1,261,024
Total	7,756,695	7,756,695

The Company completed the registration procedure for its non-public offering of A-shares in the Shanghai branch of China Securities Depository and Clearing Co., Ltd. and issued a total of 110,309,559 shares with a nominal value of RMB1 per share on 28 December 2020.

Notes to the Consolidated Financial Statements (Continued)

*For the year ended 31 December 2021
(In RMB thousands, unless otherwise stated)*

45 OTHER EQUITY INSTRUMENTS

Other equity instruments of the Group are as follows :

- In August 2019, the Company issued the first tranche of perpetual subordinated bonds of 2019 amounted to RMB5 billion.
- In March 2020, the Company issued the first tranche of perpetual subordinated bonds of 2020 amounted to RMB5 billion.
- In May 2021, the Company publicly issued perpetual subordinated bonds of 2021 to professional investors (the “2021 perpetual subordinated bonds”) amounted to RMB5 billion.

The issuance terms related to the equity attributes of other equity instruments that existed at the end of the reporting year are as follows:

- The bonds are repriced every 5 interest-accruing years, and at the end of the repricing cycle, the issuer has the option to extend the bonds for another repricing cycle (another five years) or redeem them in full;
- The bonds offer no redemption option to the investors so that investors cannot require the issuer to redeem their bonds during the duration of the bonds;
- The Company has the option to defer interest payment, except in the event of mandatory interest payments, so that at each interest payment date, the issuer may choose to defer the interest payment to the next payment date for the current period as well as all interests and accreted interests already deferred according to the related terms, without any limitation with respect to the number of deferrals. Mandatory interest payment events are limited to dividend distributions to ordinary equity holders and reductions of registered capital;
- The priority over repayment of the 2019, the 2020 and the 2021 perpetual subordinated bonds is subordinated to the Company’s general debts and other subordinated debt, unless in the event of liquidation of the Company, investors of these bonds cannot require the Company to accelerate payment of bonds’ principals.

The perpetual subordinated bonds issued by the Company are classified as equity instruments, and recognized under equity in the consolidated statement of financial position. As at 31 December 2021, the interest payable of perpetual subordinated bonds was RMB355.59 million (31 December 2020: RMB225.40 million) (Note 42).

Notes to the Consolidated Financial Statements (Continued)

For the year ended 31 December 2021

(In RMB thousands, unless otherwise stated)

46 RESERVES

The amounts of the Group's reserves and the related movements are presented in the consolidated statement of changes in equity.

(1) Capital reserve

Capital reserve primarily includes share premium arising from the issuance of new shares at prices in excess of par value.

(2) Surplus reserves

(i) Statutory surplus reserve

Pursuant to the Company Law of the PRC, the Company is required to appropriate 10% of its profit for the year for the statutory surplus reserve until the reserve balance reaches 50% of its registered capital.

Subject to the approval of the shareholders, the statutory surplus reserve may be used to offset accumulated losses, if any, and may also be converted into capital of the Company, provided that the balance of the statutory surplus reserve after this capitalization is not less than 25% of the registered capital immediately before capitalization.

(ii) Discretionary surplus reserve

After making the appropriation to the statutory surplus reserve, the Company may also appropriate its after-tax profit for the year, as determined under China Accounting Standards for Business Enterprises, to its discretionary surplus reserve upon approval by the ordinary equity holders in Annual General Meeting. Subject to the shareholders' approval, the discretionary surplus reserve may be used to offset accumulated losses, if any, and may be converted into capital of the Company.

(3) General reserve

Pursuant to the requirements of regulatory authorities, including the Ministry of Finance and the CSRC, the Company is required to appropriate 10% of its profit for the year for the general risk reserve and 10% for the transaction risk reserve (Note 3.1(23)). Regulatory reserves that are established by subsidiaries and branches in certain countries or jurisdictions outside Mainland China in accordance with the regulatory requirements in their respective territories are also included herein.

Notes to the Consolidated Financial Statements (Continued)

For the year ended 31 December 2021
(In RMB thousands, unless otherwise stated)

46 RESERVES (Continued)

(4) Investment revaluation reserve

The investment revaluation reserve represents the fair value changes of financial assets at fair value through other comprehensive income.

(5) Foreign currency translation reserve

The foreign currency translation reserve represents the exchange difference arising from the translation of the financial statements of the subsidiaries incorporated outside Mainland China with functional currencies other than RMB.

47 CASH AND CASH EQUIVALENTS

	31 December 2021	31 December 2020
Cash and bank balances	36,002,716	28,580,085
Less: Restricted deposits (<i>Note 32</i>)	(766,491)	(810,715)
Interest receivable	(873)	(3,871)
Cash and cash equivalents	<u>35,235,352</u>	<u>27,765,499</u>

Notes to the Consolidated Financial Statements (Continued)

For the year ended 31 December 2021

(In RMB thousands, unless otherwise stated)

48 INTERESTS IN STRUCTURED ENTITIES

The Group is involved with structured entities primarily through investments and asset management business. The Group determines whether to consolidate these structured entities depending on whether the Group has control over them.

(1) Structured entities included in consolidated financial statements

Considering that the Company acts as either the investment manager for the structured entities, or as principal in investing in part of the shares issued by the structured entities, bearing most or all the risk of the products and obtaining most or all of the variable returns, the Group therefore consolidated these structured entities in its consolidated financial statements.

As at 31 December 2021 and 31 December 2020, total assets of consolidated structured entities, the Group's investments and maximum exposure arising from its investments in consolidated structured entities are as follows:

	31 December 2021	31 December 2020
Total assets	3,507,497	9,351,905
Investments	3,516,356	2,874,197
Maximum exposure	3,421,651	2,860,743

Notes to the Consolidated Financial Statements (Continued)

For the year ended 31 December 2021

(In RMB thousands, unless otherwise stated)

48 INTERESTS IN STRUCTURED ENTITIES (Continued)

(2) Interests in unconsolidated structured entities

(i) Structured entities sponsored by the Group

Unconsolidated structured entities sponsored by the Group primarily include asset management plans and investment funds sponsored by the Group. As the manager of these structured entities, the Group invests, on behalf of its customers, the funds raised in the assets as described in the investment plan related to each structured entity. The interests held by the Group in these unconsolidated structured entities primarily include investments held directly and/or management fees, commission and performance fee earned from managed structured entities. The Group concluded that it acted as an agent rather than a principal based on its assessment of the variable return derived from these structured entities. Therefore, these structured entities are not consolidated by the Group.

For the year ended 31 December 2021, the Group earned management fee, commission and performance fee amounted to RMB1,070.14 million (31 December 2020: RMB967.71 million) from these unconsolidated structured entities sponsored by the Group, for which the Group held no interest in during and as at the end of the reporting year.

As at 31 December 2021 and 31 December 2020, the maximum exposure and the carrying amount of relevant balance sheet items of the Group arising from these unconsolidated structured entities, for which the Group held interests in as at the end of the reporting year, were set out as below:

	31 December 2021	31 December 2020
Financial assets at fair value through profit or loss		
– Carrying amount	4,943,891	4,232,618
– Maximum exposure	4,989,692	4,285,686

Notes to the Consolidated Financial Statements (Continued)

For the year ended 31 December 2021

(In RMB thousands, unless otherwise stated)

48 INTERESTS IN STRUCTURED ENTITIES (Continued)

(2) Interests in unconsolidated structured entities (Continued)

(ii) Structured entities sponsored by third party financial institutions

As at 31 December 2021 and 31 December 2020, the amount of maximum exposure and the book value of relevant balance sheet items of the Group arising from the interest held of directly invested structured entities sponsored by third party financial institutions were equal, which set out as below:

	31 December 2021	31 December 2020
Financial assets at fair value through profit or loss	44,034,920	34,863,966

49 TRANSFERRED FINANCIAL ASSETS

The Group enters into transactions in the normal course of business by which it transfers recognized financial assets to third parties or customers. In some cases where these transfers may give rise to full or partial derecognition of the financial assets concerned. In other cases where the Group has retained substantially all the risks and rewards of these assets, the Group continues to recognize the transferred assets.

Repurchase transactions

Transferred financial assets that do not qualify for derecognition include debt securities held by counterparties as collateral under repurchase transactions. The counterparties are allowed to re-pledge those securities sold under repurchase transactions in the absence of default by the Group, but have an obligation to return the securities at the maturity of the contract. If the securities increase or decrease in value, the Group may in certain circumstances require counterparties to return part of collateral or be required to place additional collateral. The Group has determined that it retains substantially all the risks and rewards of these securities and therefore does not derecognize them. A financial liability is recognized for cash received.

Notes to the Consolidated Financial Statements (Continued)

For the year ended 31 December 2021

(In RMB thousands, unless otherwise stated)

49 TRANSFERRED FINANCIAL ASSETS (Continued)

Securities lending arrangements

Transferred financial assets that do not qualify for derecognition include securities lent to customers for securities selling transactions, for which the customers provide the Group with collateral that could fully cover the credit risk exposure of the securities lent. The customers have an obligation to return the securities according to the contracts. If the securities increase or decrease in value, the Group may in certain circumstances be required to return part of collateral or require counterparties to place additional collateral. The Group has determined that it retains substantially all the risks and rewards of these securities and therefore does not derecognize them.

The following table analyses the carrying amount of the above-mentioned financial assets transferred to third parties or customers that did not qualify for derecognition and their associated financial liabilities:

	31 December 2021	31 December 2020
Carrying amount of transferred assets		
– Securities lending	2,582,014	2,185,237
Total	2,582,014	2,185,237

Notes to the Consolidated Financial Statements

For the year ended 31 December 2021

(In RMB thousands, unless otherwise stated)

50 COMMITMENTS AND CONTINGENT LIABILITIES

(1) Capital commitments

	31 December 2021	31 December 2020
Contracted, but not provided for	52,023	29,669

The above-mentioned capital commitments are primarily in respect of the equity investment, purchase of equipment and decoration of properties by the Group.

(2) Legal proceedings

The Company and its subsidiaries are subject to claims and are parties to legal and regulatory proceedings in their ordinary course of businesses. As at 31 December 2021 and 31 December 2020, management of the Group believes that the Group was not involved in any material legal, or arbitration proceedings that if adversely determined, would have material impact on its financial position or results of operations of the Group.

51 RELATED PARTY DISCLOSURES

(1) Beijing State-owned Capital Operation and Management Center

From January 1 to November 30, 2020, Beijing State-Owned Capital Operation and Management Center ("Beijing State Management Center") owned 35.11% of the equity interest of the Company.

Beijing State Management Center was established by State-owned Assets Supervision and Administration Commission of the People's Government of Beijing Municipality, which is a People-owned enterprise controlled by the PRC government.

Notes to the Consolidated Financial Statements (Continued)

For the year ended 31 December 2021
(In RMB thousands, unless otherwise stated)

51 RELATED PARTY DISCLOSURES (Continued)

(1) Beijing State-owned Capital Operation and Management Center (Continued)

The transactions between Beijing State Management Center and the Group are in the ordinary course of business under normal commercial terms and conditions. Corresponding transactions and balances with this institution were as follows:

	Year ended 31 December 2021	Eleven months ended 30 November 2020
Fee and commission income	N/A	940
Interest expenses	N/A	(22)

In January 2020, the Company received a notice from the original largest shareholder, Beijing State Management Center, who intended to transfer all of its holding of 2,684,309,017 A-shares, representing 35.11% of the total share capital of the Company, to Beijing Financial Holdings Group Co., Ltd. ("Beijing Financial Holdings Group") for nil consideration ("Transfer"). In March 2020, Beijing State Management Center and Beijing Financial Holdings Group signed the Agreement on the Transfer. The Transfer was approved by State-owned Assets Supervision and Administration Commission of People's Government of Beijing Municipality in March 2020 and approved by CSRC in October 2020, respectively. The Transfer registration was completed on 30 November 2020.

After the completion of the Transfer, Beijing State Management Center no longer holds any shares in the Company, and Beijing Financial Holdings Group directly holds 2,684,309,017 A-shares, representing 35.11% of the total share capital of the Company, making it the largest shareholder of the Company. The Transfer has no impacts on the Company's non-controlling shareholders and the status that the Company has no actual controlling person.

Notes to the Consolidated Financial Statements (Continued)

For the year ended 31 December 2021

(In RMB thousands, unless otherwise stated)

51 RELATED PARTY DISCLOSURES (Continued)

(2) Beijing Financial Holdings Group and companies under Beijing Financial Holdings Group

As a result of the Company's non-public offering of A-shares in December 2020, the percentage of shareholding of Beijing Financial Holdings Group has declined passively. As at 31 December 2021 and 31 December 2020, Beijing Financial Holdings Group owned 34.61% of the equity interest of the Company.

Beijing Financial Holdings Group was established by State-owned Assets Supervision and Administration Commission of the People's Government of Beijing Municipality, which is an integrated financial investment holding platform and managed as a municipal level I enterprise.

The transactions between Beijing Financial Holdings Group and the Group are in the ordinary course of business under normal commercial terms and conditions. Corresponding transactions and balances with this institution were as follows:

	Year ended 31 December 2021	One month ended 31 December 2020
Interest income	424	–
Fee and commission expenses	(1,259)	–
Interest expenses	(161)	–
Other operating expenses and costs	(97)	–

Notes to the Consolidated Financial Statements (Continued)

For the year ended 31 December 2021
(In RMB thousands, unless otherwise stated)

51 RELATED PARTY DISCLOSURES (Continued)

(2) Beijing Financial Holdings Group and companies under Beijing Financial Holdings Group (Continued)

	31 December 2021	31 December 2020
Assets		
Cash and bank balances	163,799	–
Financial assets at fair value through profit or loss	100,307	–
Liabilities		
Other current liabilities	26	–
Accounts payable to brokerage clients	1	–

(3) Central Huijin and companies under Central Huijin

As at 31 December 2021 and 31 December 2020, Central Huijin Investment Limited (“Central Huijin”) owned 30.76% of the equity interest of the Company.

Central Huijin is a wholly-owned subsidiary of China Investment Corporation, which is incorporated in Beijing, the PRC. Central Huijin has equity interests in certain other banks and financial institutions under the direction of the PRC government and does not engage in other commercial activities. Central Huijin exercises its legal rights and assumes obligations related to the Company on behalf of the PRC Government.

Notes to the Consolidated Financial Statements (Continued)

For the year ended 31 December 2021

(In RMB thousands, unless otherwise stated)

51 RELATED PARTY DISCLOSURES (Continued)

(3) Central Huijin and companies under Central Huijin (Continued)

The Group enters into transactions with Central Huijin and its affiliated companies in the ordinary course of business under normal commercial terms. Corresponding transactions and balances with these banks and financial institutions were as follows:

	Year ended 31 December	
	2021	2020
Fee and commission income	134,997	73,797
Interest income	403,866	348,892
Other income	1,894	2,888
Fee and commission expenses	(113,298)	(108,902)
Interest expenses	(160,979)	(138,635)
Other operating expenses and costs	(766)	(547)

	31 December	31 December
	2021	2020
Assets		
Financial assets at fair value through other comprehensive income	10,473	1,167,141
Financial assets at fair value through profit or loss	4,687,554	2,645,946
Derivative financial assets	119,640	16,525
Cash held on behalf of clients	15,630,605	8,359,056
Cash and bank balances	5,305,147	2,883,531
Accounts receivable	35,095	31,916
Right of use assets	4,721	900
Other current assets	20,310	–
Liabilities		
Accounts payable to brokerage clients	15,315	17,430
Derivative financial liabilities	214,888	82,732
Financial assets sold under repurchase agreements	6,269,076	4,146,840
Short-term borrowings	81,767	–
Other current liabilities	796,087	77,513
Lease liabilities	4,544	849

Notes to the Consolidated Financial Statements (Continued)

For the year ended 31 December 2021

(In RMB thousands, unless otherwise stated)

51 RELATED PARTY DISCLOSURES (Continued)

(4) Government related entities

According to the provisions of IAS 24 – Related Parties Disclosures, government entities controlled and jointly controlled by the PRC government and their subsidiaries (the “government related entities”) are also regarded as related parties of the Group.

Part of the Group’s transactions including securities and futures dealing and broking, underwriting of debt securities, purchase and sale of government bonds, and equity and debt securities issued by other government related entities are entered into with government related entities.

Directors of the Company consider that transactions with government related entities are activities conducted in the ordinary course of business under normal commercial terms and conditions, and that the dealings of the Group have not been significantly or unduly affected by the fact that the Group and those entities are government related. The Group has also established pricing policies for products and services and such pricing policies do not depend on whether or not the counterparties are government related entities.

(5) Other major shareholders and its related parties

The Group’s major transactions and balances with other major shareholders and its related parties were as follows:

	Year ended 31 December	
	2021	2020
Fee and commission income	29,330	23,956
Interest income	223,726	91,628
Fee and commission expenses	(67,203)	(45,012)
Interest expenses	(17,923)	(14,789)
Other operating expenses and costs	(4,981)	(3,793)

Notes to the Consolidated Financial Statements (Continued)

For the year ended 31 December 2021

(In RMB thousands, unless otherwise stated)

51 RELATED PARTY DISCLOSURES (Continued)

(5) Other major shareholders and its related parties (Continued)

	31 December 2021	31 December 2020
Assets		
Financial assets at fair value through other comprehensive income	–	518,466
Financial assets at fair value through profit or loss	1,157,115	237,674
Derivative financial assets	26,262	790
Cash held on behalf of clients	5,920,567	8,425,770
Cash and bank balances	1,101,030	719,343
Accounts receivable	35,098	18,051
Other current assets	284	–
Liabilities		
Accounts payable to brokerage clients	672,376	603,806
Derivative financial liabilities	9,781	15,262
Financial assets sold under repurchase agreements	–	1,388,121
Other current liabilities	13,809	20,507

(6) The Group's associates

The Group entered into transactions with its associates at arm's length in the ordinary course of business. Management considers that transactions between the Group and its associates are not significant.

(7) Key management personnel

Key management personnel are those who have the authority and responsibility to directly or indirectly plan, direct and control the Group activities, including the board of directors, the board of supervisors and other senior management personnel.

Notes to the Consolidated Financial Statements (Continued)

For the year ended 31 December 2021
(In RMB thousands, unless otherwise stated)

51 RELATED PARTY DISCLOSURES (Continued)

(7) Key management personnel (Continued)

The Group's remuneration paid for key management personnel is disclosed as follows:

	Year ended 31 December	
	2021	2020
Salaries, bonuses and allowances	133,439	141,704
Staff benefits	1,349	1,332
Contributions to defined contribution schemes	2,427	3,730
Total	137,215	146,766

For the year ended 31 December 2021, the remuneration of these individuals above includes 2017 pre-tax deferred bonus paid in 2021. For the year ended 31 December 2020, the remuneration of these individuals above includes 2016 pre-tax deferred bonus paid in 2020.

52 FAIR VALUE AND FAIR VALUE HIERARCHY

Fair value is the price that would be received to sell an asset or paid to transfer a liability in an orderly transaction between market participants at the measurement date.

Fair value hierarchy

The Group uses the following hierarchy for determining and disclosing the fair values of financial instruments:

Level 1: where the inputs are unadjusted quoted prices in active markets for identical assets or liabilities at the measurement date.

Level 2: where the inputs are observable for the assets and liabilities, either directly or indirectly, other than quoted prices in Level 1.

Level 3: where the inputs are unobservable inputs for relevant assets or liabilities.

Notes to the Consolidated Financial Statements (Continued)

For the year ended 31 December 2021

(In RMB thousands, unless otherwise stated)

52 FAIR VALUE AND FAIR VALUE HIERARCHY (Continued)

Fair value hierarchy (Continued)

The Group uses valuation techniques or counterparty quotations to determine fair value when market prices are not available in active markets.

The major parameters used in valuation techniques include, among others, underlying securities prices, interest rates, foreign exchange rates, volatilities, which are all observable and available from an active market.

For certain unlisted equity securities (private equity securities), thinly traded equity securities, subordinated tranche of asset-backed securities, certain over-the-counter derivative contracts and trust plans, the management uses counterparty quotations or valuation techniques to determine their fair value. Valuation techniques used primarily include discount cash flow model, option pricing model and comparable companies methods, etc. The fair value measurement of these financial instruments may use unobservable inputs that may have significant impact on the valuation results, and therefore, the Group includes them as Level 3 assets and liabilities. The unobservable parameters that may have impacts on the valuation include, among others, liquidity discount, price to book ratio and volatility of underlying assets. As at 31 December 2021 and 31 December 2020, the fair value of the financial assets and liabilities classified under level 3 is not significantly sensitive to a reasonable change in these unobservable inputs. The Group has implemented internal control procedures to monitor and control the Group's exposures to such financial instruments.

Notes to the Consolidated Financial Statements (Continued)

For the year ended 31 December 2021

(In RMB thousands, unless otherwise stated)

52 FAIR VALUE AND FAIR VALUE HIERARCHY (Continued)

Fair value hierarchy (Continued)

(1) Financial instruments recorded at fair value

	31 December 2021			Total
	Level 1	Level 2	Level 3	
Financial assets at fair value through profit or loss				
– Debt instruments	7,974,743	79,186,453	56,572	87,217,768
– Equity investments	20,990,911	35,274	6,767,301	27,793,486
– Fund investments	9,607,676	6,998,598	167	16,606,441
– Others	5,220	26,259,353	3,665,648	29,930,221
Subtotal	38,578,550	112,479,678	10,489,688	161,547,916
Financial assets at fair value through other comprehensive income				
– Debt instruments	2,123,695	46,136,443	401	48,260,539
– Equity instruments	97,607	–	–	97,607
Subtotal	2,221,302	46,136,443	401	48,358,146
Derivative financial assets	307,716	1,643,790	566,436	2,517,942
Total assets	41,107,568	160,259,911	11,056,525	212,424,004
Financial liabilities at fair value through profit or loss				
– Financial liabilities held for trading	1,029,622	–	–	1,029,622
– Financial liabilities designated as at fair value through profit or loss	–	–	6,770,267	6,770,267
Subtotal	1,029,622	–	6,770,267	7,799,889
Derivative financial liabilities	300,537	1,761,219	2,233,570	4,295,326
Total liabilities	1,330,159	1,761,219	9,003,837	12,095,215

Notes to the Consolidated Financial Statements (Continued)

For the year ended 31 December 2021

(In RMB thousands, unless otherwise stated)

52 FAIR VALUE AND FAIR VALUE HIERARCHY (Continued)

(1) Financial instruments recorded at fair value (Continued)

	31 December 2020			
	Level 1	Level 2	Level 3	Total
Financial assets at fair value through profit or loss				
– Debt instruments	9,251,365	73,041,875	21,892	82,315,132
– Equity investments	13,741,958	1,717,204	2,619,626	18,078,788
– Fund investments	6,463,824	3,996,984	167	10,460,975
– Others	5,000	25,387,384	2,408,369	27,800,753
Subtotal	29,462,147	104,143,447	5,050,054	138,655,648
Financial assets at fair value through other comprehensive income				
– Debt instruments	1,966,454	42,847,816	2,494	44,816,764
– Equity instruments	54,948	3,225,144	–	3,280,092
Subtotal	2,021,402	46,072,960	2,494	48,096,856
Derivative financial assets	323,043	970,900	338,266	1,632,209
Total assets	31,806,592	151,187,307	5,390,814	188,384,713
Financial liabilities at fair value through profit or loss				
– Financial liabilities held for trading	–	5,140	–	5,140
– Financial liabilities designated as at fair value through profit or loss	–	–	1,590,589	1,590,589
Subtotal	–	5,140	1,590,589	1,595,729
Derivative financial liabilities	300,745	779,006	1,344,869	2,424,620
Total liabilities	300,745	784,146	2,935,458	4,020,349

Notes to the Consolidated Financial Statements (Continued)

For the year ended 31 December 2021

(In RMB thousands, unless otherwise stated)

52 FAIR VALUE AND FAIR VALUE HIERARCHY (Continued)

(2) Movements in Level 3 Financial Instruments measured at fair value

Movements in Level 3 Financial Instruments measured at fair value in each year are as follow:

	Year ended 31 December 2021				
	Financial assets at fair value through profit or loss	Financial assets at fair value through other comprehensive income	Derivative financial assets	Financial liabilities at fair value through profit or loss	Derivative financial liabilities
1 January 2021	5,050,054	2,494	338,266	1,590,589	1,344,869
Total gains or losses for the year	46,199	6,783	521,633	473,149	1,648,446
Total gains recorded in other comprehensive income	–	(31)	–	–	–
Increases	8,915,820	–	360,004	14,935,089	1,208,471
Decreases	(7,531,674)	(8,845)	(653,467)	(10,228,560)	(1,968,216)
Transfers to Level 3 from Level 2	4,009,289	–	–	–	–
31 December 2021	<u>10,489,688</u>	<u>401</u>	<u>566,436</u>	<u>6,770,267</u>	<u>2,233,570</u>
Gains or losses for the year included in profit or loss for assets/liabilities held at the end of the year	<u>46,199</u>	<u>6,783</u>	<u>521,633</u>	<u>(473,149)</u>	<u>(1,648,446)</u>

Notes to the Consolidated Financial Statements (Continued)

For the year ended 31 December 2021

(In RMB thousands, unless otherwise stated)

52 FAIR VALUE AND FAIR VALUE HIERARCHY (Continued)

(2) Movements in Level 3 Financial Instruments measured at fair value (Continued)

Movements in Level 3 Financial Instruments measured at fair value in each year are as follow (Continued):

	Year ended 31 December 2020				
	Financial assets at fair value through profit or loss	Financial assets at fair value through other comprehensive income	Derivative financial assets	Financial liabilities at fair value through profit or loss	Derivative financial liabilities
1 January 2020	4,213,138	2,497	175,754	608,183	386,288
Total gains or losses for the year	196,041	–	346,861	139,360	1,218,720
Total gains recorded in other comprehensive income	–	(1,010)	–	–	–
Increases	3,185,327	–	158,373	2,839,308	598,791
Decreases	(2,007,952)	–	(342,722)	(1,996,262)	(858,930)
Transfers to Level 3 from Level 1	32,239	–	–	–	–
Transfers to Level 3 from Level 2	114,934	1,007	–	–	–
Transfers to Level 1 from Level 3	(233,305)	–	–	–	–
Transfers to Level 2 from Level 3	(450,368)	–	–	–	–
31 December 2020	<u>5,050,054</u>	<u>2,494</u>	<u>338,266</u>	<u>1,590,589</u>	<u>1,344,869</u>
Gains or losses for the year included in profit or loss for assets/liabilities held at the end of the year	196,041	–	346,861	(139,360)	(1,218,720)

Notes to the Consolidated Financial Statements (Continued)

For the year ended 31 December 2021

(In RMB thousands, unless otherwise stated)

52 FAIR VALUE AND FAIR VALUE HIERARCHY (Continued)

(3) Important unobservable input value in fair value measurement of Level 3

The fair value of financial instruments under Level 3 are primarily determined by discounted cash flow model, option pricing model and comparable companies methods, etc. Determinations to classify fair value measures within Level 3 of the valuation hierarchy are primarily based on the significance of the unobservable inputs which mainly include liquidity discount, price to book ratio, volatility of underlying assets and others to the overall fair value measurement.

(4) Transfers between Level 1 and Level 2

During the year ended 31 December 2021, the amount of financial assets at fair value through profit and loss from Level 1 to Level 2 were RMB10.01 million and the amount of financial assets at fair value through profit and loss from Level 2 to Level 1 were RMB504.05 million.

During the year ended 31 December 2020, the amount of financial assets at fair value through profit and loss from Level 1 to Level 2 were RMB459.41 million and the amount of financial assets at fair value through profit and loss from Level 2 to Level 1 were RMB7.53 million.

(5) Financial assets and financial liabilities not measured at fair value

The information below summarizes the carrying amounts and fair values of those financial assets and liabilities not measured at fair value in the consolidated statement of financial position. As at 31 December 2021 and 31 December 2020, financial assets and financial liabilities for which the carrying amounts approximate fair value, including financial assets held under resale agreements, refundable deposits, margin accounts, accounts receivable, cash held on behalf of clients, cash and bank balances, lease liabilities, accounts payable to brokerage clients, financial assets sold under repurchase agreements, placements from banks and other financial institutions, short-term borrowings and short-term financing instruments payable are not listed in the table below.

Notes to the Consolidated Financial Statements (Continued)

For the year ended 31 December 2021

(In RMB thousands, unless otherwise stated)

52 FAIR VALUE AND FAIR VALUE HIERARCHY (Continued)

(5) Financial assets and financial liabilities not measured at fair value (Continued)

As at 31 December 2021 and 31 December 2020, the carrying amounts and fair value of bonds in issue (including bonds in issue with maturity within one year) are summarized below:

	31 December 2021	31 December 2020
Bonds in issue (including bonds in issue with maturity within one year)		
– Carrying amount (Notes 42 and 43)	104,313,984	65,320,499
– Fair value	104,852,092	65,557,195

53 FINANCIAL INSTRUMENTS RISK MANAGEMENT

The management considers effective risk management a critical element in ensuring the Group's successful operations. Therefore, the Group has established a set of comprehensive risk management and internal control systems to enable the Group to monitor, evaluate and manage various financial risks in its business activities, including primarily credit risk, market risk, liquidity risk and operational risk, etc.

The Group's risk management and control system is not significantly changed compared to 31 December 2020.

Structure of risk management

The Board

The Board of Directors is the Company's highest decision-making body in risk management, the executive management is the execution body, whilst different units are responsible for directly managing the risks they face in their business or operational activities. The Company has three dedicated risk control departments, namely the Risk Management Department, the Legal and Compliance Department and the Audit Department, which independently monitor and manage risks before the event, during the event and after the event, as per their respective roles and responsibilities.

Notes to the Consolidated Financial Statements (Continued)

For the year ended 31 December 2021

(In RMB thousands, unless otherwise stated)

53 FINANCIAL INSTRUMENTS RISK MANAGEMENT (Continued)

Structure of risk management (Continued)

The Board (Continued)

The Board of Directors is the Group's highest decision-making body in risk management, which makes decisions with respect to the Group's overall risk management strategies and policies, fundamental systems, internal control arrangements, and actions to address material risks faced by the Group, among other things.

The Risk Management Committee under the Board of Directors is responsible for supervising the overall risk management of the Group and ensuring the associated risks are adequately managed so that risk management activities can be effectively carried out through the Group's business and operating activities. The Board's Risk Management Committee also has the following responsibilities: preparing the overall risk management policies for the Board's deliberation; determining the strategic structure and resources for risk management so that they are aligned with the internal risk management policies; setting limits for major risks; and supervising and reviewing the risk management policies and making recommendations to the Board.

The Operation Management

The Company's Executives Committee makes overall decisions with respect to the prevention, control, mitigation, or acceptance of risks in the Group's business and operating activities and makes decisions on efforts to improve the internal control rules and procedures and control measures in accordance with the risk management policies adopted by the Board.

The Company Risk Management Committee of the Executives Committee is responsible for discussing and proposing the Group's risk preference and tolerance as well as overall risk limits, important specific risk limits and risk control criteria for further decision-making; review and approval of specific risk limits and risk control criteria for each business lines; drafting and promoting the implementation of various risk management rules and measures; review and approval of new businesses and products; review and approval of the Group's risk reports and routine compliance risk reports; and formulating risk control strategies and plans for material business matters.

The Chief Risk Officer of the Company is responsible for leading risk management activities across the Company, including organizing the formulation of relevant risk management rules and procedures, improving the Group's comprehensive risk management practices, organizing the pilot work of consolidated risk control and monitoring, and guiding the Risk Management Department in the identification, evaluation, monitoring and reporting of various risks.

Notes to the Consolidated Financial Statements (Continued)

For the year ended 31 December 2021

(In RMB thousands, unless otherwise stated)

53 FINANCIAL INSTRUMENTS RISK MANAGEMENT (Continued)

Structure of risk management (Continued)

The Department, Branch and Subsidiary

Each and every department and branch/subsidiary of the Group, whose responsible person assumes primary responsibility for the risk management of the unit, within their respective roles and responsibilities, is responsible for following the decisions, rules and procedures, and risk management policies, and implementing risk-control measures and engaging in direct risk control efforts in their business activities. Every staff of the Group has the responsibility of diligence, prudent prevention and timely reporting on the effectiveness of risk management.

The Risk Management Department that is responsible for risk management of the Group, the Legal and Compliance Department that is responsible for legal affairs and compliance management, and the Audit Department that is responsible for the Group's internal audit activities are the three independent risk management functions that establish their own rules and procedures and operate independently to promote risk management of the Group. Specifically, the Risk Management Department is responsible for risk management before and during the event through risk monitoring and assessment, the Legal Compliance Department is responsible for managing the overall legal and compliance risks of the Group, and the Audit Department is responsible for conducting audits to identify material defects in key rules and procedures and processes, as well as internal control weakness, and supervising corrections and rectifications.

In addition, pursuant to the needs of risk management in investment banking business, aligned with the regulatory requirements, the Company has established the Internal Audit Department. Through such review at the company level, the Company conducts final risk control prior to the delivery of investment banking projects, and assumes the decision making responsibility of the ultimate approval of materials and documents to be submitted, reported, issued or disclosed in the name of the Company.

Notes to the Consolidated Financial Statements (Continued)

For the year ended 31 December 2021

(In RMB thousands, unless otherwise stated)

53 FINANCIAL INSTRUMENTS RISK MANAGEMENT (Continued)

Risk management activities

The Risk Management Department works with business and management departments to identify major risks and critical controls during the course of different business and management activities, issue the “Risk Classification and Key Control List”, and continue to update the same in light of business changes and monitoring findings.

The Group establishes a before-the-event risk control mechanism. It focuses on each of the main business lines to formulate specific risk limits and risk control standards, and has explicit procedures of risk control; the Risk Management Department and the Legal and Compliance Department have involved in the review of new businesses and new products, and participated in the before-the-event evaluation for important projects and the operation system, and have expressed their opinions independently; important risk control parameters are directly under the management and control of the Risk Management Department, which also conducts independent verification for valuation model of financial instruments before going online.

The Risk Management Department formulates the risk monitoring processes and indicators for key business and management lines. In particular, risk monitoring indicators for brokerage business, proprietary business, securities financing business, asset management business and custodian business as well as risk control indicators including net capital are monitored through the monitoring system, while the risk monitoring for other business or management lines primarily relies on regular and ad hoc monitoring by means of on-site monitoring, risk information reporting, data access and regular meetings.

The Company also formulates operational process for risk assessment, and determines main assessment methods and qualitative and quantitative risk rating criteria for various types of risks. The Risk Management Department assesses and rates the risk matters on an ongoing basis, evaluates the control of major business risks on a regular basis, and conducts comprehensive year-end assessments of the risk control process, risk events and positions, and risk incidents of the departments, branches and subsidiaries as a key component of their performance assessment.

Notes to the Consolidated Financial Statements (Continued)

For the year ended 31 December 2021

(In RMB thousands, unless otherwise stated)

53 FINANCIAL INSTRUMENTS RISK MANAGEMENT (Continued)

Risk management activities (Continued)

The Group has formulated guidelines for various types of risk management and control, including market risk, credit risk, operational risk, liquidity risk and reputation risk, in order to guide and regulate the response to risks in various business lines. The Group has established crisis management mechanism and programs, and has formulated effective contingency response measures and plans for various businesses, especially for key risks and emergencies such as liquidity crisis, accidents on transaction system and major public health incidents, while emergency response mechanism has been established and is drilled sporadically on a regular or irregular basis.

The Risk Management Department establishes a mechanism for the transfer of risk information and significant risk warnings. The Group establishes the risk information management mechanism, including transferring and managing risk information, and providing significant risk warnings. The Risk Management Department is responsible for formulating operational procedures for communicating and reporting risk information and issuing risk warnings, and the departments and branches and subsidiaries report risk information or issue warnings on potential risks identified by themselves to the Risk Management Department. The Risk Management Department then manages the risk information, performs comprehensive analyses on various risk information to identify risk control weaknesses and loopholes and propose recommendations on improving risk control, reports significant risks to the Chief Risk Officer and executive management or a Risk Management Committee, and at the same time, communicates risk information to relevant departments, while tracking any follow-up activities. The Risk Management Department prepares risk reports and risk control recommendation reports according to the results on risk identification, monitoring and assessment, and reports the findings to involved parties and the executive management of the Company. The Risk Management Department continuously monitors risks and the risk control status by following up on the implementation of risk control recommendations by relevant parties in managing risks identified in the risk reports.

Risk analysis and control

Financial risks in the Group's daily operating activities primarily include market risk, liquidity risk, credit risk, and operational risk. The Group has established specific policies and procedures to identify and address these risks, set out appropriate risk limits and internal control processes to manage these risks, and built integrated control system and information technology systems to continuously monitor these risks.

Notes to the Consolidated Financial Statements (Continued)

For the year ended 31 December 2021

(In RMB thousands, unless otherwise stated)

53 FINANCIAL INSTRUMENTS RISK MANAGEMENT (Continued)

Risk analysis and control (Continued)

53.1 Credit risk

Credit risks refer to the risks of an economic loss caused by the failure of customers, counterparties or issuers of debt financing instruments (also referred to as financiers) to perform their contractual obligations.

Credit risks of the Group relating to the securities financing business, which includes margin financing and stock pledge repurchase agreement, are primarily attributed to a decline in value, or insufficient liquidity of collateral provided by customers; customers' failure to repay debts in full in a timely manner due to legal disputes over collateral assets; and operational misconducts including fraudulent credit information, violation of contracts and regulatory requirements. Control over credit risks for the securities financing business is managed primarily through risk management education programs for customers, credit due diligence and verification of customers, risk assessment on collateralized (pledged) securities, setup of trading limits, daily mark to market of exposure, issuing risk notification to customers, margin calls, forced position liquidation and legal recourse. The Group performs an assessment of the need for any allowance for impairment in accordance with the ECL model of the accounting standards of IFRS 9, and actively carries out debt recovery activities for defaulting customers.

Credit risk relating to bond investments is primarily due to the decline in the creditworthiness of credit issuer of the debt financing instruments or defaults, counterparty defaults. The Group carries out due diligence for issuers and counterparties, establishes internal ratings for issuers, debts and counterparties, manages the access and size of transactions according to the internal and external rating, and controls credit risk using other tools for subsequent monitoring and management. In 2021, the Group further tightened the quality of its investment portfolio, strengthened due diligence of investment targets and counterparties and credit risk management measures to improve the capability of credit risk management, default losses were at low level.

The Group controls credit risks relating to over-the-counter derivative transactions by setting counterparty ratings and credit lines, and setting limits on the size of transactions and related credit risk exposures before transactions can take place. The Group monitors and controls credit risk exposure of counterparties within established limits by adopting mark-to-market practices of derivative transactions and related collateral as well as forced position liquidating procedures.

Notes to the Consolidated Financial Statements (Continued)

For the year ended 31 December 2021

(In RMB thousands, unless otherwise stated)

53 FINANCIAL INSTRUMENTS RISK MANAGEMENT (Continued)

Risk analysis and control (Continued)

53.1 Credit risk (Continued)

In order to manage the credit risk arising from the brokerage business, securities brokerage transactions in mainland China are all settled on a fully pledged basis, which enables settlement risks associated with brokerage business to be well under control. The Group strictly complies with relevant trading and settlement rules and procedures to prevent non-compliant financing operations for clients. In addition, for repurchase agreement transaction, through due diligence, establishment of reasonable customer limits and haircut on collateral bonds, setting standards for minimum collateral level of qualified securities and leverage ratios, concentration limits for single securities used as collateral and other measures, the Group prevents customer under-collateralisation. For option transactions, the Group takes measures including margin deposit management, limits setting and forced liquidation control to manage customers' credit risk.

Furthermore, the Company's Risk Management Department monitors credit risk on an ongoing basis, including monitoring the total amount of credit transactions and credit exposures of the same customer, tracking the qualifying credit status of counterparties and bond issuers, monitoring the collateral coverage of securities and financial business, requiring the business department to fulfill its post-investment management duties, as well as using stress testing and sensitivity analysis, amongst other techniques, to measure the credit risk of major business lines.

Expected credit loss measurement

The measurement of the ECL allowance for the debt financial instruments measured at amortized cost and at fair value through other comprehensive income, is an area that requires the use of models and assumptions about the future economic conditions and credit behavior of the clients (such as the likelihood of customers defaulting and the resulting losses).

Notes to the Consolidated Financial Statements (Continued)

For the year ended 31 December 2021

(In RMB thousands, unless otherwise stated)

53 FINANCIAL INSTRUMENTS RISK MANAGEMENT (Continued)

Risk analysis and control (Continued)

53.1 Credit risk (Continued)

The Group has applied a “three-stage” impairment model for ECL measurement based on changes in credit quality since the initial recognition of financial assets as summarized below:

- A financial instrument that is not credit-impaired on initial recognition is classified as “Stage 1” and has its credit risk continuously monitored by the Group;
- If a significant increase in credit risk (“SICR”) since initial recognition is identified, the financial instrument is moved to “Stage 2” but is not yet deemed to be credit-impaired;
- If the financial instrument is credit-impaired, the financial instrument is then moved to “Stage 3”.

Stage 1: The Group measures the loss allowance for a financial instrument at an amount equal to the next 12 months ECL. Stage 2 and Stage 3: The Group measures the loss allowance for a financial instrument at an amount equal to the lifetime ECL. Purchased or originated credit-impaired financial assets are those financial assets that are credit-impaired on initial recognition. The Group has measured the loss allowance for these financial instruments at an amount equal to the lifetime ECL.

For financial assets applied ECL measurement and classified under Stages 1 and 2, management assesses credit loss allowances using the risk parameter modelling approach that incorporated key parameters, including probability of default (“PD”), loss given default (“LGD”) and exposure at default (“EAD”). For credit-impaired financial assets classified under Stage 3, management assessed the credit loss allowances by estimating the cash flows expected to arise from the financial assets after taking into consideration forward looking factors.

Notes to the Consolidated Financial Statements (Continued)

For the year ended 31 December 2021

(In RMB thousands, unless otherwise stated)

53 FINANCIAL INSTRUMENTS RISK MANAGEMENT (Continued)

Risk analysis and control (Continued)

53.1 Credit risk (Continued)

The measurement of ECL adopted by the management according to IFRS 9, involves judgements, assumptions and estimations.

- Selection of the appropriate models and determination of relevant key measurement parameters;
- Criteria for determining whether or not there was a significant increase in credit risk, or a default or impairment loss was incurred;
- Determination of forward-looking measurements and weightings; and
- The estimated future cash flows for the financial assets classified under Stage 3.

Measuring ECL – models and parameters

The ECL is measured on either a 12-month (12M) or Lifetime basis depending on whether a SICR has occurred since initial recognition or whether an asset is considered to be credit-impaired.

The Group fully considers forward-looking information when measuring ECL. ECL are the discounted product of the PD, LGD, and EAD after considering the forward-looking impact.

- PD represents the likelihood of a borrower defaulting on its financial obligation, either over the next 12 months (12M PD), or over the remaining lifetime (Lifetime PD) of the obligation. For securities financing business, the Group determines the PD by borrower based on factors including the coverage ratio of underlying collateral value to margin loan (collateral to loan ratio) and the volatility of such collateral's valuation. For debt securities investments, internal credit rating is taken into consideration.

Notes to the Consolidated Financial Statements (Continued)

For the year ended 31 December 2021

(In RMB thousands, unless otherwise stated)

53 FINANCIAL INSTRUMENTS RISK MANAGEMENT (Continued)

Risk analysis and control (Continued)

53.1 Credit risk (Continued)

Measuring ECL – models and parameters (Continued)

- LGD represents the Group's expectation of the extent of loss on a defaulted exposure. For securities financing business, the Group determines LGD, based on factors including the realizable value of collateral upon forced liquidation taking into consideration the estimated volatility over the realization period. For debt securities investments, LGD is determined based on assessed publicly available information from credit rating agencies, and type of securities.
- EAD is based on the amounts the Group expects to be owed at the time of default, over the next 12 months (12M EAD) or over the remaining lifetime (Lifetime EAD).

The criteria of Significant increase in credit risk (SICR)

The Group evaluates debt financial instruments to identify whether a SICR has occurred since initial recognition at each balance sheet date. An ECL allowance of financial assets is recognized according to the stage in which the assets are classified. This took account of what reasonable information, including forward looking information, is available to identify whether a SICR had arisen. The Group considers a financial instrument to have experienced a SICR when one or more of the following quantitative, qualitative or backstop criteria have been met.

For securities financing business, the Group sets differentiated collateral to loan ratios as triggering margin calls and force liquidation thresholds (force liquidation thresholds generally no less than 130%) against different exposures related to these transactions, based on the obligors' credit quality, operation situation, contract maturity date, the volatility and liquidity of related collateral securities, and related performance information.

For securities financing business, the Group considered securities financing business to have experienced a SICR if collateral to loan ratios are lower than the force liquidation thresholds, which means a decline in collateral valuation or the quality of the third-party collateral is significantly reduced. As at 31 December 2021 and 31 December 2020, over 95% of the securities financing balances of the Group were covered by collateral value of over the force liquidation thresholds of related loan or repo amounts.

Notes to the Consolidated Financial Statements (Continued)

For the year ended 31 December 2021

(In RMB thousands, unless otherwise stated)

53 FINANCIAL INSTRUMENTS RISK MANAGEMENT (Continued)

Risk analysis and control (Continued)

53.1 Credit risk (Continued)

The criteria of Significant increase in credit risk (SICR) (Continued)

For debt securities investments, the Group makes use of its internal rating measurement system's results. The Group considers debt securities investments to have experienced a SICR if the latest internal ratings of the issuers of debt securities or the debt securities themselves underwent two notches of downward migration or more, compared with those ratings as at the acquisition date; and if the latest internal rating of issuers of debt securities or the debt securities themselves were under the predetermined grading. As at 31 December 2021 and 31 December 2020, majority of the debt securities investments of the Group were rated as investment grade or above and there was no SICR.

A backstop is applied to all relevant financial assets and they are considered to have experienced a SICR if the borrower, the counterparty, the issuer or the debtor is more than 30 days past due on its contractual payments.

The Group has used the low credit risk exemption for financial instruments, such as cash and bank accounts, settlement reserve, refundable deposits, financial assets held under resale agreements collateralized by debt securities.

Notes to the Consolidated Financial Statements (Continued)

For the year ended 31 December 2021

(In RMB thousands, unless otherwise stated)

53 FINANCIAL INSTRUMENTS RISK MANAGEMENT (Continued)

Risk analysis and control (Continued)

53.1 Credit risk (Continued)

Definition of default and credit impairment

The Group assesses whether a financial instrument has been credit-impaired in a manner consistent with its internal credit risk policies for managing financial instruments. The consideration includes qualitative criteria, quantitative criteria and upper limit. The Group defines a financial instrument as credit-impaired, which is fully aligned with the definition of “in default”, when it meets one or more of the following criteria:

- The borrower is more than 90 days past due on its contractual payments;
- For securities financing business, forced liquidation of a client’s position is triggered based on a predetermined threshold of loan to collateral ratios; whereby the collateral valuation falls short of the related loan or repo amounts;
- The latest internal ratings of issuers of debt securities or debt securities themselves are in default grade;
- The debtor, issuer, borrower or counterparty is in significant financial difficulty;
- An active market for that financial asset has disappeared because of debtor’s financial difficulties;
- Concessions have been made by the Group relating to the debtor, issuer, borrower or counterparty’s financial difficulty;
- It is becoming probable that the debtor, issuer, borrower, or counterparty will enter bankruptcy or undertake a financial restructuring, etc.

When a financial asset is considered to be credit-impaired, it may be the result of multiple events, not due to a separately identifiable event.

Notes to the Consolidated Financial Statements (Continued)

For the year ended 31 December 2021

(In RMB thousands, unless otherwise stated)

53 FINANCIAL INSTRUMENTS RISK MANAGEMENT (Continued)

Risk analysis and control (Continued)

53.1 Credit risk (Continued)

Definition of default and credit impairment (Continued)

In summary, the “three-stage” classification criteria for securities financing business is:

- Securities financing business with collateral to loan ratios above the force liquidation thresholds and those past due for no more than 30 days are classified under Stage 1.
- Securities financing business with collateral to loan ratios fall below the pre-determined force liquidation thresholds but above 100%; or those past due for more than 30 days but no more than 90 days are classified under Stage 2.
- Securities financing business with collateral to loan ratios fall below 100%; or those past due for more than 90 days are classified under Stage 3.

Forward-looking information

The assessment of SICR and the calculation of ECL both incorporate forward-looking information. The Group has performed historical data analysis and identified the key economic variables impacting credit risk and ECL for each financial instrument portfolio. Key economic variables mainly include the cumulative growth rate of Domestic Gross Domestic Product (GDP), Producer Price Index (PPI), Fixed Asset Investments Completion Rate and the growth rate of the financial institutions' loan balances. Regression analysis has been performed to determine the relationships between these economic variables and macro factors. The Group forecasts the economic variables under different economic scenarios and applies them in the measurement of ECL with Merton Model.

For all portfolios the Group concluded that three scenarios appropriately captured non-linearities of key economic variables. The scenario weightings are determined by a combination of statistical analysis and expert judgement, taking account of the range of possible outcomes each chosen scenario is representative of. The Group reevaluates the quantity and characteristic of these scenarios at each balance sheet date. As at 31 December 2021 and 31 December 2020, the Group set three scenarios of optimism, base and pessimism for analysis of main product types, and the probability-weight of base scenario adopted by the Group was more than that of the other scenarios.

Notes to the Consolidated Financial Statements (Continued)

For the year ended 31 December 2021

(In RMB thousands, unless otherwise stated)

53 FINANCIAL INSTRUMENTS RISK MANAGEMENT (Continued)

Risk analysis and control (Continued)

53.1 Credit risk (Continued)

Definition of default and credit impairment (Continued)

Forward-looking information (Continued)

In 2021, the Company's key macroeconomic assumptions used in various macroeconomic scenarios include a month-on-month forecast of -5.43% of macroeconomic prosperity warning index, -2.01% of the average guarantee ratio in the margin market, under the base scenario. In optimistic and pessimistic scenarios, the above indicators' forecast value changes around benchmark value by no more than positive or negative 40%.

The assessment of SICR is performed using the Lifetime PD under each of the base and other scenarios multiplied by the associated scenario weighting, as well as qualitative criteria, quantitative criteria and upper limit. The Group measures ECL as either a probability weighted 12-month ECL or a probability weighted lifetime ECL. These probability-weighted ECLs are determined by running each scenario through the relevant ECL model and multiplying it by the appropriate scenario weighting.

As at 31 December 2021, by taking current economy situation, pandemic's impact and supporting policies applied by the government into comprehensive consideration, the Group updated forward-looking factors. As with any economic forecasts, the projections and likelihoods of occurrence are subject to a high degree of inherent uncertainty and therefore the actual outcomes may be significantly different to those projected. The Group considers these forecasts to represent its best estimate of the possible outcomes as at the financial statement date.

Sensitivity analysis

The allowance for credit losses is sensitive to the inputs used in internally developed models, macroeconomic variables in the forward-looking forecasts, weighting applied to economic scenarios and other factors considered when applying expert judgement. Changes in these inputs, assumptions and judgements are likely to have an impact on the measurement of ECLs.

Notes to the Consolidated Financial Statements (Continued)

For the year ended 31 December 2021

(In RMB thousands, unless otherwise stated)

53 FINANCIAL INSTRUMENTS RISK MANAGEMENT (Continued)

Risk analysis and control (Continued)

53.1 Credit risk (Continued)

Definition of default and credit impairment (Continued)

Sensitivity analysis (Continued)

As mentioned above, the Group adopts three scenarios for all portfolios, being the optimistic scenario, base scenario and pessimistic scenario. A sensitivity analysis was applied to these scenarios as at 31 December 2021 and 31 December 2020 and the results were as follows:

- (i) The incremental impact on the ECL allowance of applying the probability weighted scenarios was no more than a 5% deviation from the base ECL scenario;
- (ii) The decremental impact on the ECL allowance of increasing the weighting applied to the optimistic scenario by 10% and a corresponding reduction of 10% weighting applied to the base scenario was no more than 5% of the ECL allowance;
- (iii) The incremental impact of shifting 10% of the weighting from the base case scenario to the pessimistic scenario was no more than 5% of the ECL allowance.

Meanwhile, the Group also uses sensitivity analysis to monitor the impact of changes to the credit risk classification of financial assets on ECL. As at 31 December 2021 and 31 December 2020, assuming there was no SICR since initial recognition, and all the financial assets in Stage 2 were moved to Stage 1, the decremental impact on ECL allowance recognized in statement of financial position would be less than 5%.

Collateral and other credit enhancements

The Group employed a range of policies and credit enhancements to mitigate credit risk exposure to an acceptable level. The most common of these is accepting collateral for funds advanced or guarantee. The Group determined the type and amount of collateral according to the credit risk evaluation of counterparties. The collateral under margin financing and reverse repurchase agreements is primarily stocks, debt securities, funds etc. The management would test the market value of collateral periodically, and send margin calls according to related agreements, also monitor the market value fluctuation of collaterals when reviewing the measurement of the loss allowance.

Notes to the Consolidated Financial Statements (Continued)

For the year ended 31 December 2021

(In RMB thousands, unless otherwise stated)

53 FINANCIAL INSTRUMENTS RISK MANAGEMENT (Continued)

Risk analysis and control (Continued)

53.1 Credit risk (Continued)

Definition of default and credit impairment (Continued)

Impairment provision of securities financing business

As at 31 December 2021, the percentage of impairment provision applied by the Group on securities financing business under the Stage 1, Stage 2 and Stage 3 were 0.21% · 4.12% and 70.85%, respectively (31 December 2020: 0.26% · 0.54% and 71.63%).

Credit risk exposure analysis

As at 31 December 2021 and 31 December 2020, the credit quality of the Group's financing exposures to customers was in good condition and over 95% of the securities financing business of the Group were with collateral to loan ratios no lower than the force liquidation thresholds. High threshold of margin loans to collateral ratios indicated that PD was low. For debt securities investments, the Group employed both open market credit ratings and internal credit ratings simultaneously as admittance criteria. The debt securities will be admitted only when the internal and external ratings criteria are met. Majority of the Group's debt securities investments were rated as investment grade (AA) or above externally.

The Group's maximum exposure to credit risk without taking into account of any collateral and other credit enhancements:

	31 December 2021	31 December 2020
Financial assets at fair value through other comprehensive income	48,260,539	44,816,764
Financial assets held under resale agreements	19,021,754	16,117,203
Refundable deposits	10,395,629	8,740,991
Margin accounts	57,808,146	46,515,175
Financial assets at fair value through profit or loss	128,418,814	117,437,377
Derivative financial assets	2,517,942	1,632,209
Cash held on behalf of clients	88,118,755	70,268,389
Deposits in banks	36,002,716	28,580,085
Others	23,663,592	8,559,953
Total maximum credit risk exposure	414,207,887	342,668,146

Notes to the Consolidated Financial Statements (Continued)

For the year ended 31 December 2021

(In RMB thousands, unless otherwise stated)

53 FINANCIAL INSTRUMENTS RISK MANAGEMENT (Continued)

Risk analysis and control (Continued)

53.1 Credit risk (Continued)

ECL	31 December 2021			
	Stage of ECL			
	Stage 1	Stage 2	Stage 3	Total
	12-month ECL	Lifetime ECL	Lifetime ECL (Credit- impaired)	
Financial assets held under resale agreements				
Carrying amount	18,338,264	–	1,325,320	19,663,584
Loss allowance	(12,703)	–	(629,127)	(641,830)
Book value	<u>18,325,561</u>	<u>–</u>	<u>696,193</u>	<u>19,021,754</u>
Including: stock-pledged repurchase business				
Carrying amount	3,026,091	–	1,325,320	4,351,411
Loss allowance	(12,703)	–	(629,127)	(641,830)
Collateral	<u>11,840,014</u>	<u>–</u>	<u>2,632,884</u>	<u>14,472,898</u>
Margin accounts				
Carrying amount	57,923,903	1,362	1,062,781	58,988,046
Loss allowance	(117,063)	(56)	(1,062,781)	(1,179,900)
Book value	<u>57,806,840</u>	<u>1,306</u>	<u>–</u>	<u>57,808,146</u>
Financial assets at fair value through other comprehensive income (debt instruments)				
Book value	<u>48,260,138</u>	<u>–</u>	<u>401</u>	<u>48,260,539</u>
Loss allowance	(417,714)	–	(13,372)	(431,086)

Notes to the Consolidated Financial Statements (Continued)

For the year ended 31 December 2021

(In RMB thousands, unless otherwise stated)

53 FINANCIAL INSTRUMENTS RISK MANAGEMENT (Continued)

Risk analysis and control (Continued)

53.1 Credit risk (Continued)

ECL	31 December 2020			Total
	Stage of ECL			
	Stage 1	Stage 2	Stage 3	
	12-month ECL	Lifetime ECL	Lifetime ECL (Credit- impaired)	
Financial assets held under resale agreements				
Carrying amount	15,219,754	106,378	1,876,840	17,202,972
Loss allowance	(41,902)	(576)	(1,043,291)	(1,085,769)
Book value	<u>15,177,852</u>	<u>105,802</u>	<u>833,549</u>	<u>16,117,203</u>
Including: stock-pledged repurchase business				
Carrying amount	7,649,363	106,378	1,876,840	9,632,581
Loss allowance	(41,415)	(576)	(1,043,291)	(1,085,282)
Collateral	<u>37,293,861</u>	<u>300,487</u>	<u>3,213,311</u>	<u>40,807,659</u>
Margin accounts				
Carrying amount	46,611,235	60	1,072,550	47,683,845
Loss allowance	(99,346)	(2)	(1,069,322)	(1,168,670)
Book value	<u>46,511,889</u>	<u>58</u>	<u>3,228</u>	<u>46,515,175</u>
Financial assets at fair value through other comprehensive income (debt instruments)				
Book value	<u>44,814,270</u>	<u>–</u>	<u>2,494</u>	<u>44,816,764</u>
Loss allowance	<u>(297,592)</u>	<u>–</u>	<u>(20,124)</u>	<u>(317,716)</u>

Notes to the Consolidated Financial Statements (Continued)

For the year ended 31 December 2021

(In RMB thousands, unless otherwise stated)

53 FINANCIAL INSTRUMENTS RISK MANAGEMENT (Continued)

Risk analysis and control (Continued)

53.1 Credit risk (Continued)

The movements of loss allowance are mainly affected by:

- Increases are primarily attributable to new financial instruments recognized, changes in PD, LGD and expected cash flow recovery rate affected by market changes, the resulted movements amongst Stage 1, Stage 2 and Stage 3, and updates of parameters and assumptions in the ECL model;
- Reversals include the reversals caused by the redemption or disposal of financial assets, the impact of changes in model parameters and assumption;
- Transfers between stages due to financial instruments experiencing significant increases (or decreases) in credit risk or becoming credit-impaired, and the corresponding measurement basis changes between the 12-month (12M) or the Lifetime basis; and
- Foreign exchange and other movements include changes in foreign exchange translations for assets denominated in foreign currencies and other movements.

Notes to the Consolidated Financial Statements (Continued)

For the year ended 31 December 2021

(In RMB thousands, unless otherwise stated)

53 FINANCIAL INSTRUMENTS RISK MANAGEMENT (Continued)

Risk analysis and control (Continued)

53.1 Credit risk (Continued)

The Group's credit risk exposure of financial instruments for which an ECL allowance is recognized as follows according to the stage of ECL:

(i) Credit loss allowance for margin accounts

	Stage of ECL			Total
	Stage 1	Stage 2	Stage 3	
	12-month ECL	Lifetime ECL	Lifetime ECL (Credit-impaired)	
1 January 2021	99,346	2	1,069,322	1,168,670
Increases	95,814	54	2,197	98,065
Reversals	(78,089)	–	(5,170)	(83,259)
Write-offs	–	–	(341)	(341)
Transfer:				
Stage 1 to stage 2	(2)	2	–	–
Stage 1 to stage 3	(1)	–	1	–
Stage 2 to stage 1	2	(2)	–	–
Foreign exchange and other movements	(7)	–	(3,228)	(3,235)
31 December 2021	117,063	56	1,062,781	1,179,900

	Stage of ECL			Total
	Stage 1	Stage 2	Stage 3	
	12-month ECL	Lifetime ECL	Lifetime ECL (Credit-impaired)	
1 January 2020	67,013	1	1,081,335	1,148,349
Increases	69,664	2	5,218	74,884
Reversals	(37,327)	–	(9,532)	(46,859)
Write-offs	–	–	(430)	(430)
Transfer:				
Stage 2 to stage 1	1	(1)	–	–
Foreign exchange and other movements	(5)	–	(7,269)	(7,274)
31 December 2020	99,346	2	1,069,322	1,168,670

Notes to the Consolidated Financial Statements (Continued)

For the year ended 31 December 2021

(In RMB thousands, unless otherwise stated)

53 FINANCIAL INSTRUMENTS RISK MANAGEMENT (Continued)

Risk analysis and control (Continued)

53.1 Credit risk (Continued)

(ii) Credit loss allowance for financial assets held under resale agreements

	Stage of ECL			Total
	Stage 1	Stage 2	Stage 3	
	12-month ECL	Lifetime ECL	Lifetime ECL (Credit-impaired)	
1 January 2021	41,902	576	1,043,291	1,085,769
Increases	5,034	–	164,631	169,665
Reversals	(33,483)	(576)	(579,538)	(613,597)
Write-offs	–	–	–	–
Transfer:				
Stage 1 to stage 3	(743)	–	743	–
Foreign exchange and other movements	(7)	–	–	(7)
31 December 2021	12,703	–	629,127	641,830

	Stage of ECL			Total
	Stage 1	Stage 2	Stage 3	
	12-month ECL	Lifetime ECL	Lifetime ECL (Credit-impaired)	
1 January 2020	27,466	5,075	64,338	96,879
Increases	35,304	554	989,478	1,025,336
Reversals	(19,966)	(416)	(16,033)	(36,415)
Write-offs	–	–	–	–
Transfer:				
Stage 1 to stage 2	(22)	22	–	–
Stage 1 to stage 3	(849)	–	849	–
Stage 2 to stage 3	–	(4,659)	4,659	–
Foreign exchange and other movements	(31)	–	–	(31)
31 December 2020	41,902	576	1,043,291	1,085,769

Notes to the Consolidated Financial Statements (Continued)

For the year ended 31 December 2021

(In RMB thousands, unless otherwise stated)

53 FINANCIAL INSTRUMENTS RISK MANAGEMENT (Continued)

Risk analysis and control (Continued)

53.1 Credit risk (Continued)

(iii) Credit loss allowance for financial assets at fair value through other comprehensive income (debt instruments)

	Stage of ECL			Total
	Stage 1	Stage 2	Stage 3	
	12-month ECL	Lifetime ECL	Lifetime ECL (Credit-impaired)	
1 January 2021	297,592	–	20,124	317,716
Increases	258,258	–	–	258,258
Reversals	(137,611)	–	–	(137,611)
Write-offs	(462)	–	(6,752)	(7,214)
Foreign exchange and other movements	(63)	–	–	(63)
31 December 2021	<u>417,714</u>	<u>–</u>	<u>13,372</u>	<u>431,086</u>

	Stage of ECL			Total
	Stage 1	Stage 2	Stage 3	
	12-month ECL	Lifetime ECL	Lifetime ECL (Credit-impaired)	
1 January 2020	10,514	1,558	15,366	27,438
Increases	292,734	–	4,057	296,791
Reversals	(5,539)	(396)	(461)	(6,396)
Write-offs	–	–	–	–
Transfer:				
Stage 2 to stage 3	–	(1,162)	1,162	–
Foreign exchange and other movements	(117)	–	–	(117)
31 December 2020	<u>297,592</u>	<u>–</u>	<u>20,124</u>	<u>317,716</u>

Notes to the Consolidated Financial Statements (Continued)

For the year ended 31 December 2021

(In RMB thousands, unless otherwise stated)

53 FINANCIAL INSTRUMENTS RISK MANAGEMENT (Continued)

Risk analysis and control (Continued)

53.2 Liquidity risk

Liquidity risks refer to the risks that the Group is unable to acquire sufficient funds in a timely manner at a reasonable cost, in response to repay due debts, fulfill other payment obligations and meet other funding needs during normal course of business.

The Group has established clear decision-making levels, authority delegation and risk control rules and procedures, and clearly defined the roles and responsibilities of the Board of Directors, executive management and business departments in liquidity risk management. The Asset and Liability Management Committee of the Executives Committee is responsible for organizing and managing the asset and liability allocation plan of the Group, reviewing and approving the internal valuation interest rate of capital and emergency plans for liquidity risk. The Group established the Treasury Operations Department to initiate the management of the liquidity of its proprietary funds, accounting for expanding mid- and long-term stable funding channels, reasonably adjusting the asset allocation among various business lines, and steadily optimizing its assets and liabilities structure. The Group implements liquidity risk limits management and conducts daily and monthly liquidity position analyses to manage liquidity movements. For effective management of market liquidity risk of its securities portfolios, the Group has implemented securities centralization management for securities investment and financing activities, and has adopted credit rating criteria for fixed-income securities investments. The Group has improved its daily practice for liquidity risk management and control mechanism with the assistance of liquidity reserve asset management system, refining internal funds transfer pricing (FTP) system, as well as establishing and optimizing liquidity emergency plans and stress tests. During 2021, the Group appropriately planned the scale of assets and liabilities, optimized its maturity structure of liabilities, and maintained sufficient liquidity reserve to ensure its regulatory liquidity coverage ratio and net stable funding ratio were being fully complied with, and its liquidity risk was closely monitored and controlled.

Notes to the Consolidated Financial Statements (Continued)

For the year ended 31 December 2021

(In RMB thousands, unless otherwise stated)

53 FINANCIAL INSTRUMENTS RISK MANAGEMENT (Continued)

Risk analysis and control (Continued)

53.2 Liquidity risk (Continued)

The maturity profile of the financial liabilities as at the end of the reporting year, based on their contractual undiscounted payments, is as follows:

	31 December 2021					Total
	Overdue/ repayable on demand	Less than 3 months	3 months to 1 year	1 to 5 years	More than 5 years	
Accounts payable to brokerage clients	93,082,812	–	–	–	–	93,082,812
Derivative financial liabilities	4,263,723	25,515	6,088	–	–	4,295,326
Financial liabilities at fair value through profit or loss	–	77,454	2,270,557	5,454,392	–	7,802,403
Financial assets sold under repurchase agreements	–	97,193,025	2,497,310	–	–	99,690,335
Placements from banks and other financial institutions	–	8,553,649	–	–	–	8,553,649
Short-term borrowings	–	987,408	–	–	–	987,408
Short-term financing instruments payable	–	6,756,536	11,755,938	–	–	18,512,474
Bonds in issue	–	283,694	1,220,906	62,258,639	–	63,763,239
Lease liabilities	–	169,276	333,136	1,423,211	19,615	1,945,238
Others (i)	25,677,287	15,549,250	29,917,864	4,657	596	71,149,654
Total	123,023,822	129,595,807	48,001,799	69,140,899	20,211	369,782,538
Cash flows from derivative financial liabilities settled on a net basis	4,263,723	24,520	7	–	–	4,288,250
Gross-settled derivative financial liabilities	–	995	6,081	–	–	7,076
Contractual amounts receivable	–	–	–	–	–	–
Contractual amounts payable	–	995	6,081	–	–	7,076

- (i) Others mainly include bonds in issue with maturity within one year, and trading deposits for return swaps.

Notes to the Consolidated Financial Statements (Continued)

For the year ended 31 December 2021

(In RMB thousands, unless otherwise stated)

53 FINANCIAL INSTRUMENTS RISK MANAGEMENT (Continued)

Risk analysis and control (Continued)

53.2 Liquidity risk (Continued)

The maturity profile of the financial liabilities as at the end of the reporting year, based on their contractual undiscounted payments, is as follows (Continued):

	31 December 2020					Total
	Overdue/ repayable on demand	Less than 3 months	3 months to 1 year	1 to 5 years	More than 5 years	
Accounts payable to brokerage clients	74,710,488	–	–	–	–	74,710,488
Derivative financial liabilities	2,420,159	3,598	813	50	–	2,424,620
Financial liabilities at fair value through profit or loss	–	5,140	342,326	1,248,263	–	1,595,729
Financial assets sold under repurchase agreements	–	78,784,575	5,852,698	–	–	84,637,273
Placements from banks and other financial institutions	–	9,063,700	–	–	–	9,063,700
Short-term borrowings	–	625,426	–	–	–	625,426
Short-term financing instruments payable	–	34,762,554	7,615,333	–	–	42,377,887
Bonds in issue	–	415,363	989,588	51,955,691	–	53,360,642
Lease liabilities	–	137,867	208,494	682,959	24,412	1,053,732
Others (i)	9,337,982	5,214,710	16,266,370	4,050	596	30,823,708
Total	86,468,629	129,012,933	31,275,622	53,891,013	25,008	300,673,205
Cash flows from derivative financial liabilities settled on a net basis	2,420,159	3,144	813	50	–	2,424,166
Gross-settled derivative financial liabilities	–	454	–	–	–	454
Contractual amounts receivable	–	–	–	–	–	–
Contractual amounts payable	–	454	–	–	–	454

- (i) Others mainly include bonds in issue with maturity within one year, and amounts due to other holders of consolidated structured entities at fair value.

Notes to the Consolidated Financial Statements (Continued)

For the year ended 31 December 2021

(In RMB thousands, unless otherwise stated)

53 FINANCIAL INSTRUMENTS RISK MANAGEMENT (Continued)

Risk analysis and control (Continued)

53.2 Liquidity risk (Continued)

The table below analyzes the Group's lease agreements, which were committed as at 31 December 2021 and 31 December 2020 but not commenced into the relevant maturity groupings based on their contractual maturities:

	31 December 2021				Total
	Less than 1 year	1 to 2 years	2 to 5 years	More than 5 years	
Lease liabilities	39,804	73,785	209,869	91,147	414,605

	31 December 2020				Total
	Less than 1 year	1 to 2 years	2 to 5 years	More than 5 years	
Lease liabilities	4,552	5,342	13,464	1,198	24,556

53.3 Market risk

Market risk represents risk of fluctuations in fair values or future cash flows of financial instruments due to movements in market prices. Market risks primarily include stock price risk, interest rate risk, foreign exchange rate risk, and other price risks.

Notes to the Consolidated Financial Statements (Continued)

For the year ended 31 December 2021

(In RMB thousands, unless otherwise stated)

53 FINANCIAL INSTRUMENTS RISK MANAGEMENT (Continued)

Risk analysis and control (Continued)

53.3 Market risk (Continued)

For market risks, the Group has established a sound risk management organizational structure and built risk management processes that enables end-to-end coverage of investment activities before, during and after making the investments, with risk limits applied to every investment. The Group annually reviews and approves risk limits for the Group as well as each and every proprietary business lines, including exposure limits, stop-loss limits, VaR limits, sensitivity index limit and stress testing limits, and charges the Risk Management Department to monitor and supervise their implementation and compliance. The Group has adopted daily mark-to-market practices, and implemented stop-loss procedures commensurate with its trading strategies. On a regular basis, the Group assesses the risk tolerance of its proprietary business lines, the effectiveness of its risks and the income level after risk adjustments, and includes the assessment results in the performance evaluation of these business lines. The Group makes on-going efforts to improve its proprietary business management system, including automated controls over relevant limit indicators.

In 2021, while the Group obtains reasonable investment returns, market risks are effectively controlled within the scope of various risk limit indicators.

(1) Value at risk (VaR)

The Group adopts VaR as a tool to measure the market risk of its entire securities investment portfolio comprising different types and varieties of financial instruments. VaR is a method that estimates the maximum possible loss on the portfolio due to movements in market interest rates or securities prices over a specified time period and within a given confidence level.

Notes to the Consolidated Financial Statements (Continued)

For the year ended 31 December 2021

(In RMB thousands, unless otherwise stated)

53 FINANCIAL INSTRUMENTS RISK MANAGEMENT (Continued)

Risk analysis and control (Continued)

53.3 Market risk (Continued)

(1) Value at risk (VaR) (Continued)

The VaR of the Group's investment portfolio is calculated using the portfolio's historical data information. Although VaR analysis is a key instrument for measuring market risk, it has to rely on historical data and relevant information, and accordingly, it has certain inherent limitations so that it may not accurately predict the future changes of risk factors and in particular, cannot effectively reflect the risk under extreme market conditions. As a supplementary measure, the Group implements daily and specific stress tests to assess the impact on extreme adverse movements in risk indicators to the net capital of the Group and the profit and loss on proprietary portfolio and proposes emergency plans with relevant recommendations and measures accordingly.

Consistent with its internal risk management policy and comparable with peers, the Group's VaR was computed at a confidence level of 95% and with a holding period of 1 trading day. The Group's VaR analysis by risk categories is summarized as follows:

	31 December 2021	31 December 2020
Equity price-sensitive financial instruments	97,736	153,437
Interest rate-sensitive financial instruments	75,604	183,447

Notes to the Consolidated Financial Statements (Continued)

For the year ended 31 December 2021

(In RMB thousands, unless otherwise stated)

53 FINANCIAL INSTRUMENTS RISK MANAGEMENT (Continued)

Risk analysis and control (Continued)

53.3 Market risk (Continued)

(2) Interest rate risk

Interest rate risk represents the risk of losses to the fair values or future cash flows of financial instruments due to adverse movements in market interest rates. The Group's interest rate risk primarily comes from the interest rate-sensitive financial instruments whose fair values are subject to changes due to adverse movements in market interest rates.

The Group primarily uses interest rate sensitivity analysis to monitor its interest rate risk. Sensitivity analysis measures the impact of fair value changes of financial instruments held at the year-end on the Group's total revenue and total equity when reasonable and possible changes occur to interest rates, assuming all other variables remain the same and market interest rates shift in a parallel manner and not considering any risk management actions that the management may take to reduce its interest rate risk.

Interest rate sensitivity analysis are as follows:

	31 December 2021	31 December 2020
Sensitivity to revenue		
Change in basis points		
+25 basis points	(605,412)	(502,806)
- 25 basis points	609,842	506,548

	31 December 2021	31 December 2020
Sensitivity to equity		
Change in basis points		
+25 basis points	(273,109)	(250,464)
- 25 basis points	275,879	252,889

Notes to the Consolidated Financial Statements (Continued)

For the year ended 31 December 2021

(In RMB thousands, unless otherwise stated)

53 FINANCIAL INSTRUMENTS RISK MANAGEMENT (Continued)

Risk analysis and control (Continued)

53 Market risk (Continued)

(3) Foreign currency rate risk

As at 31 December 2021, the foreign exchange exposure is approximately RMB6,177 million (31 December 2020: RMB1,533 million), and the increase was mainly due to the Group's increased investment of HKD2,000 million in China Securities (International) Finance Holding Co., Ltd. and the multi currency allocation of assets and liabilities of China Securities (International) Finance Holding Co., Ltd. The Group manages its foreign exchange rate risk by implementing integrated management of domestic and foreign Fixed-Income securities, Currencies and Commodities (FICC) and derivatives business, limiting the size of its foreign-currency-denominated assets and liabilities, synthetic positions of settlement and sale of foreign exchange and setting stop-loss limits for proprietary investments by its overseas subsidiaries. The majority of its income-generating business activities under the current structure are conducted in RMB, with only a small portion denominated in foreign currencies. Given the small portion of the foreign-currency-denominated businesses in both its assets and liabilities portfolio and income structure, the Group believes that its foreign exchange rate risk has an insignificant impact on its current operations.

(4) Other price risks

Other price risks refer to risks of fair value decline to the Group's investment portfolio due to fluctuations in market prices other than stock prices, interest rates, and foreign exchange rates, including primarily commodity prices. The Group's investment portfolio primarily comprises equity securities, fixed income businesses as well as their derivative instruments. Other market price-related businesses include gold trading and commodity derivatives trading where the Group primarily focuses on providing liquidity services and arbitrage trading with insignificant risk exposure. Accordingly, the Group believes that the other price risks do not have a significant impact on the Group's current operations.

Notes to the Consolidated Financial Statements (Continued)

For the year ended 31 December 2021

(In RMB thousands, unless otherwise stated)

53 FINANCIAL INSTRUMENTS RISK MANAGEMENT (Continued)

Risk analysis and control (Continued)

53.4 Capital management

The Group's objectives of capital management are:

- To safeguard the Group's ability to continue as a going concern so that it can continue to provide returns for equity holders and benefits for other stakeholders;
- To support the Group's stability and growth;
- To maintain a strong capital base to support the development of their business; and
- To comply with the capital requirements under the PRC regulations.

In accordance with Administrative Measures for Risk Control Indicators of Securities Companies (Revised 2016) (the "Administrative Measures") issued by the CSRC in 2016 and Calculation Standards for Risk Control Indicators of Securities Companies (CSRC Announcement [2020] No.10) (the "Calculation Standards") issued by the CSRC in 2020, respectively, the Company is required to meet the following standards for risk control indicators on a continual basis:

- The risk coverage ratio shall be no less than 100%;
- The capital leverage ratio shall be no less than 8%;
- The liquidity coverage ratio shall be no less than 100%;
- The net stable funding ratio shall be no less than 100%;

Notes to the Consolidated Financial Statements (Continued)

For the year ended 31 December 2021

(In RMB thousands, unless otherwise stated)

53 FINANCIAL INSTRUMENTS RISK MANAGEMENT (Continued)

Risk analysis and control (Continued)

53.4 Capital management (Continued)

Risk coverage ratio = net capital/sum of various risk capital provisions x 100%, Capital leverage ratio = core net capital/total asset on-/off-balance-sheet x 100%, Liquidity coverage ratio = high quality liquid assets/net cash outflow in 30 days x 100%, Net stable funding ratio = available amount of stable funding/required amount of stable funding x 100%.

Core net capital refers to net assets minus risk adjustments on certain types of assets as defined in the Calculation Standards.

In March 2020, the Group received a Notice on the Matters about the Pilot of Consolidated Risk Control and Monitoring from CSRC (Notice of Department of Institutions (2020) No. 663), which allowed the Group to officially participate in the pilot of consolidated risk control and to implement differentiated calculation standards for risk control indicators.

Notes to the Consolidated Financial Statements (Continued)

For the year ended 31 December 2021

(In RMB thousands, unless otherwise stated)

54 STATEMENT OF FINANCIAL POSITION OF THE COMPANY

	Note	31 December 2021	31 December 2020
Non-current assets			
Property, plant and equipment		686,133	559,705
Right-of-use assets		1,615,935	772,405
Investment properties		49,146	56,133
Intangible assets		488,614	332,193
Investment in subsidiaries	20	9,267,283	6,528,123
Investment in associates		49,918	47,566
Financial assets at fair value through profit or loss		1,132,155	4,869,600
Financial assets at fair value through other comprehensive income		–	3,225,144
Financial assets held under resale agreements		9,906	1,348,317
Refundable deposits		5,635,200	4,558,229
Deferred tax assets		1,827,820	1,608,422
Other non-current assets		78,459	85,054
Total non-current assets		20,840,569	23,990,891
Current assets			
Margin accounts		57,669,167	46,293,953
Accounts receivable		22,575,105	7,955,142
Financial assets at fair value through profit or loss		143,148,517	116,226,883
Financial assets at fair value through other comprehensive income		45,182,442	42,784,820
Derivative financial assets		2,505,063	1,639,151
Financial assets held under resale agreements		18,942,844	14,467,809
Cash held on behalf of clients		76,612,157	62,345,724
Cash and bank balances		33,015,196	26,989,088
Other current assets		1,173,152	402,765
Total current assets		400,823,643	319,105,335
Total assets		421,664,212	343,096,226

Notes to the Consolidated Financial Statements (Continued)

For the year ended 31 December 2021

(In RMB thousands, unless otherwise stated)

54 STATEMENT OF FINANCIAL POSITION OF THE COMPANY (Continued)

	Note	31 December 2021	31 December 2020
Current liabilities			
Accounts payable to brokerage clients		76,834,652	62,619,896
Lease liabilities		378,849	259,349
Derivative financial liabilities		4,294,036	2,451,096
Financial liabilities at fair value through profit or loss		2,345,498	347,466
Financial assets sold under repurchase agreements		98,157,721	82,131,345
Placements from banks and other financial institutions		8,528,656	9,035,700
Taxes payable		1,330,614	1,292,817
Short-term financing instruments payable		18,290,179	42,296,044
Other current liabilities		73,556,317	27,910,324
Total current liabilities		<u>283,716,522</u>	<u>228,344,037</u>
Net current assets		<u>117,107,121</u>	<u>90,761,298</u>
Total assets less current liabilities		<u>137,947,690</u>	<u>114,752,189</u>
Non-current liabilities			
Bonds in issue		53,648,810	46,745,928
Lease liabilities		1,213,580	490,645
Financial liabilities at fair value through profit or loss		5,454,392	1,248,263
Deferred tax liabilities		1,184,870	952,400
Other non-current liabilities		5,117	4,394
Total non-current liabilities		<u>61,506,769</u>	<u>49,441,630</u>
Net assets		<u><u>76,440,921</u></u>	<u><u>65,310,559</u></u>
Equity			
Share capital		7,756,695	7,756,695
Other equity instruments		14,937,500	9,961,509
Reserves		30,494,605	27,330,438
Retained earnings		23,252,121	20,261,917
Total equity		<u><u>76,440,921</u></u>	<u><u>65,310,559</u></u>

Notes to the Consolidated Financial Statements (Continued)

For the year ended 31 December 2021

(In RMB thousands, unless otherwise stated)

55 STATEMENT OF CHANGES IN EQUITY OF THE COMPANY

	Note	Share capital	Other equity instruments	Capital reserve	Surplus reserves	General reserves	Investment revaluation reserve	Retained Earnings	Total
At 1 January 2021		7,756,695	9,961,509	12,428,414	4,284,302	10,324,359	293,363	20,261,917	65,310,559
Profit for the year		-	-	-	-	-	-	9,237,154	9,237,154
Other comprehensive income for the year		-	-	-	-	-	373,663	-	373,663
Total comprehensive income for the year		-	-	-	-	-	373,663	9,237,154	9,610,817
Capital injected by equity holders		-	-	-	-	-	-	-	-
- Capital injected by other equity instrument holders	45	-	4,975,991	-	-	-	-	-	4,975,991
Appropriation to surplus reserves	46	-	-	-	923,716	-	-	(923,716)	-
Appropriation to general reserves	46	-	-	-	-	1,866,788	-	(1,866,788)	-
Dividends - 2020	15	-	-	-	-	-	-	(2,908,761)	(2,908,761)
Distribution to other equity instrument holders	15	-	-	-	-	-	-	(547,685)	(547,685)
At 31 December 2021		7,756,695	14,937,500	12,428,414	5,208,018	12,191,147	667,026	23,252,121	76,440,921

The net profit of the Company for the year ended 31 December 2021 amounted to RMB9,237 million (2020: RMB8,676 million).

Notes to the Consolidated Financial Statements (Continued)

For the year ended 31 December 2021

(In RMB thousands, unless otherwise stated)

55 STATEMENT OF CHANGES IN EQUITY OF THE COMPANY (Continued)

	Note	Share capital	Other equity instruments	Capital reserve	Surplus reserves	General reserves	Investment revaluation reserve	Retained Earnings	Total
At 1 January 2020		7,646,385	9,980,698	8,690,960	3,416,707	8,530,041	221,199	16,415,272	54,901,262
Profit for the year		-	-	-	-	-	-	8,675,945	8,675,945
Other comprehensive income for the year		-	-	-	-	-	72,164	-	72,164
Total comprehensive income for the year		-	-	-	-	-	72,164	8,675,945	8,748,109
Capital injected by equity holders									
- Issuance of A shares	44	110,310	-	3,737,454	-	-	-	-	3,847,764
- Capital injected by other equity instrument holders	45	-	(19,189)	-	-	-	-	-	(19,189)
Appropriation to surplus reserves	46	-	-	-	867,595	-	-	(867,595)	-
Appropriation to general reserves	46	-	-	-	-	1,794,318	-	(1,794,318)	-
Dividends - 2019	15	-	-	-	-	-	-	(1,796,901)	(1,796,901)
Distribution to other equity instrument holders	15	-	-	-	-	-	-	(370,486)	(370,486)
At 31 December 2020		7,756,695	9,961,509	12,428,414	4,284,302	10,324,359	293,363	20,261,917	65,310,559

Notes to the Consolidated Financial Statements (Continued)

For the year ended 31 December 2021

(In RMB thousands, unless otherwise stated)

56 EVENTS AFTER THE REPORTING PERIOD

(1) Issuance of subordinated bond

In January 2022, the Company publicly issued a subordinated bond with a face value of RMB6 billion. The bond can be divided into two categories: (a) the “22 Xintou C1” has a face value of RMB4 billion, with a maturity of 2 years and a nominal rate of 2.90%. (b) the “22 Xintou C2” has a face value of RMB2 billion, with a maturity of 5 years and a nominal rate of 3.45%. The bond accrues interest at fixed rate per annum, pays interest annually and is not guaranteed.

In February 2022, the Company publicly issued a subordinated bond with a face value of RMB3 billion. The bond can be divided into two categories: (a) the “22 Xintou C3” has a face value of RMB1 billion, with a maturity of 3 years and a nominal rate of 3.08%. (b) the “22 Xintou C4” has a face value of RMB2 billion, with a maturity of 5 years and a nominal rate of 3.49%. The bond accrues interest at fixed rate per annum, pays interest annually and is not guaranteed.

(2) Issuance of perpetual subordinated bond

In March 2022, the Company publicly issued a perpetual subordinated bond with a face value of RMB4.5 billion. The bond is repriced every 5 interest-accruing years and at the end of the repricing cycle, the Company has the option to extend the bond for another repricing cycle (another five years) or redeem it in full. The bond accrues interest at floating rate with an initial fixed annual interest rate of 3.75% in the first 5 interest-accruing years and will be repriced every 5 years from the sixth year. The bond pays interest annually in case of the Company not exercising the option to defer the interest payment and is not guaranteed.

(3) Equity transfer of China Fund Management Co., Ltd

There was an equity transfer in China Fund Management Co., Ltd. in 2022. The Company acquired 25% equity of China Fund Management Co., Ltd., which was publicly transferred by Aerospace Science & Technology Finance Co., Ltd. In February 2022, the Company completed the registration and this transfer increased the Company’s proportion of voting rights to China Fund Management Co., Ltd. from 75% to 100%. China Fund Management Co., Ltd. became a wholly-owned subsidiary of CSC Financial Co., Ltd..

(4) Dividend

On 30 March 2022, the Board of directors proposes a cash dividend of RMB3.95 (tax inclusive) per 10 ordinary shares, amounting to RMB3,064 million (tax inclusive) in total based on 7,756,694,797 shares for the year ended 31 December 2021. The dividend distribution represents 32% of profit for the year 2021 attributable to ordinary equity holders of the Company in the consolidated financial statements. The remaining undistributed profit will be carried forward to the following years. Such proposal is subject to the approval by the ordinary equity holders in the Annual General Meeting.

Independent Auditor's Report

To the Shareholders of CSC Financial Co., Ltd.
(Incorporated in the People's Republic of China with limited liability)

OPINION

What we have audited

The consolidated financial statements of CSC Financial Co., Ltd. (the "Company") and its subsidiaries (the "Group") set out on pages 244 to 404, which comprise:

- the consolidated statement of financial position as at 31 December 2020;
- the consolidated income statement for the year then ended;
- the consolidated statement of comprehensive income for the year then ended;
- the consolidated statement of changes in equity for the year then ended;
- the consolidated statement of cash flows for the year then ended; and
- the notes to the consolidated financial statements, which include a summary of significant accounting policies.

Our opinion

In our opinion, the consolidated financial statements give a true and fair view of the consolidated financial position of the Group as at 31 December 2020, and of its consolidated financial performance and its consolidated cash flows for the year then ended in accordance with International Financial Reporting Standards ("IFRSs") and have been properly prepared in compliance with the disclosure requirements of the Hong Kong Companies Ordinance.

Independent Auditor's Report (Continued)

BASIS FOR OPINION

We conducted our audit in accordance with International Standards on Auditing (“ISAs”). Our responsibilities under those standards are further described in the Auditor’s Responsibilities for the Audit of the Consolidated Financial Statements section of our report.

We believe that the audit evidence we have obtained is sufficient and appropriate to provide a basis for our opinion.

Independence

We are independent of the Group in accordance with the International Code of Ethics for Professional Accountants (including International Independence Standards) issued by the International Ethics Standards Board for Accountants (“IESBA Code”), and we have fulfilled our other ethical responsibilities in accordance with the IESBA Code.

KEY AUDIT MATTERS

Key audit matters are those matters that, in our professional judgement, were of most significance in our audit of the consolidated financial statements of the current period. These matters were addressed in the context of our audit of the consolidated financial statements as a whole, and in forming our opinion thereon, and we do not provide a separate opinion on these matters.

Key audit matters identified in our audit are summarized as follows:

- Consolidation of structured entities
- Expected credit impairment allowance of Margin accounts, Financial assets held under resale agreements and Financial assets at fair value through other comprehensive income (debt instruments)

Independent Auditor's Report (Continued)

Key Audit Matter

How our audit addressed the Key Audit Matter

Consolidation of structured entities

Refer to Note 2.3, 3.2(5) and 48 to the consolidated financial statements.

The Group acted as asset manager for, or invested in, a number of investment funds and asset management plans which were structured entities. Management made significant judgements when concluding on whether the Group controlled, and therefore should consolidate, these structured entities.

Management has determined that the Group had control of certain structured entities based on their assessment of: i) the Group's power over the entities; ii) its exposure to variable returns from its involvement with those entities; and iii) its ability to use its power to affect the amount of its returns from these structured entities. Those structured entities over which Management has concluded the Group had control have been consolidated and their aggregated total assets were RMB9,351.91 million as at 31 December 2020.

The significant judgements exercised by Management in assessing whether the Group had control over the structured entities and the amount of structured entities managed or invested by the Group resulted in this matter being identified as a key audit matter.

We have evaluated and tested the effectiveness of the design and operation of the Group's internal controls related to the consolidation assessment of structured entities, including the judgement of power, the calculation of variable returns, and the consolidation scope and results.

We read a sample of the contracts from the Group's asset management and investment portfolio to assess: i) the extent of power the Group had over its structured entities; ii) the Group's exposure or rights to variable returns from its involvement with those structured entities; and iii) the relationship between the Group's power and returns with respect to the structured entities.

We selected a sample of Management's calculations of the Group's exposure or rights to variable returns from its involvement with the structured entities. We then traced the data used in these calculations back to the related contracts and re-performed the calculations to test their accuracy.

Based on the audit procedures performed above, the judgements of consolidating structured entities made by Management were considered acceptable.

Independent Auditor's Report (Continued)

Key Audit Matter	How our audit addressed the Key Audit Matter
<p>Expected credit impairment allowance of Margin accounts, Financial assets held under resale agreements and Financial assets at fair value through other comprehensive income (debt instruments)</p> <p>Refer to Notes 3.1(5), 3.2(1), 13, 23, 24, 28 and 53.1 to the consolidated financial statements.</p> <p>As at 31 December 2020, the Group recognized the following financial assets in its consolidated statement of financial position:</p> <ul style="list-style-type: none">• Margin accounts amounted to RMB47,683.85 million with a credit loss allowance of RMB1,168.67 million;• Financial assets held under resale agreements amounted to RMB17,202.97 million with a credit loss allowance of RMB1,085.77 million;• Financial assets at fair value through other comprehensive income (debt instruments) amounted to RMB44,816.76 million with a credit loss allowance of RMB317.72 million. <p>The credit impairment losses for the aforesaid financial assets recognized in the Group's consolidated income statement for the year ended 31 December 2020 amounted to RMB1,307.34 million.</p>	<p>We understood, evaluated and tested the Group's internal controls relating to the measurement of ECL, primarily including:</p> <ol style="list-style-type: none">(1) Governance over ECL models, including the selection and approval of modelling methodology; and the ongoing monitoring and optimization of the models;(2) Significant management judgements and assumptions, including the judgement of model selections, parameters estimation, significant increase in credit risk ("SICR"), defaults and credit-impaired, and the approval of forward-looking measurements;(3) Internal controls over the accuracy and completeness of key inputs used by the models;(4) Internal controls relating to estimated future cash flows for the financial assets classified under Stage 3.

Independent Auditor's Report (Continued)

Key Audit Matter

How our audit addressed the Key Audit Matter

Management applied a three – stage impairment model to calculate their ECL. For such financial assets classified under Stages 1 and 2, Management assessed credit loss allowances using the risk parameter modelling approach that incorporated key parameters, including probability of default, loss given default and exposure at default. For credit-impaired financial assets classified under Stage 3, Management assessed the credit loss allowances by estimating the cash flows expected to arise from the financial assets.

The measurement model for ECL involves significant management judgements and assumptions for each type investment, primarily including the following:

- (1) Selection of the appropriate models and determination of relevant key measurement parameters;
- (2) Criteria for determining whether or not there was a significant increase in credit risk, or a default or impairment loss was incurred;
- (3) Determination of forward-looking measurements and weightings; and
- (4) The estimated future cash flows for the financial assets classified under Stage 3.

The Group has established governance processes and controls over the measurement of ECL.

We assessed the appropriateness of the modelling methodologies adopted for ECL measurement. We also examined the underlying coding for model measurement on a sample basis, to test whether or not the models reflect the modelling methodologies documented by the Management.

We examined key inputs used by the models, including related financial assets risk exposure, the value of the collateral of Margin accounts and Financial assets held under resale agreements, credit rating information of the debt instruments etc, on a sample basis.

We examined appropriateness of the management's application of SICR, defaults and credit impairment criteria on a sample basis, based on information such as the borrower's credit, guarantees and overdue days, etc.

For forward-looking measurements, we assessed management's selection of economic indicators and the reasonableness of the prediction of economic indicators by using statistical techniques. In addition, we performed sensitivity analysis of economic scenarios and weightings.

Independent Auditor's Report (Continued)

Key Audit Matter	How our audit addressed the Key Audit Matter
<p>For measuring ECL, the Group developed a number of complex models, adopted numerous parameters and data inputs, and applied significant management judgements and assumptions. In addition, the amounts involved were significant to the Group's financial statements. This led to this matter being identified as a key audit matter.</p>	<p>For financial assets classified under Stage 3, we examined, on a sample basis, the credit loss allowance calculated by Management with reference to information of borrowers, the latest collateral valuations and payback period, etc.</p> <p>Based on the audit procedures performed, we considered the models, key parameters, significant judgements and assumptions adopted by Management in the ECL measurement and the measurement result to be acceptable.</p>

OTHER INFORMATION

The directors of the Company are responsible for the other information. The other information comprises all of the information included in the annual report other than the consolidated financial statements and our auditor's report thereon.

Our opinion on the consolidated financial statements does not cover the other information and we do not express any form of assurance conclusion thereon.

In connection with our audit of the consolidated financial statements, our responsibility is to read the other information and, in doing so, consider whether the other information is materially inconsistent with the consolidated financial statements or our knowledge obtained in the audit or otherwise appears to be materially misstated.

If, based on the work we have performed, we conclude that there is a material misstatement of this other information, we are required to report that fact. We have nothing to report in this regard.

RESPONSIBILITIES OF DIRECTORS AND THOSE CHARGED WITH GOVERNANCE FOR THE CONSOLIDATED FINANCIAL STATEMENTS

The directors of the Company are responsible for the preparation of the consolidated financial statements that give a true and fair view in accordance with IFRSs and the disclosure requirements of the Hong Kong Companies Ordinance, and for such internal control as the directors determine is necessary to enable the preparation of consolidated financial statements that are free from material misstatement, whether due to fraud or error.

In preparing the consolidated financial statements, the directors are responsible for assessing the Group's ability to continue as a going concern, disclosing, as applicable, matters related to going concern and using the going concern basis of accounting unless the directors either intend to liquidate the Group or to cease operations, or have no realistic alternative but to do so.

Those charged with governance are responsible for overseeing the Group's financial reporting process.

AUDITOR'S RESPONSIBILITIES FOR THE AUDIT OF THE CONSOLIDATED FINANCIAL STATEMENTS

Our objectives are to obtain reasonable assurance about whether the consolidated financial statements as a whole are free from material misstatement, whether due to fraud or error, and to issue an auditor's report that includes our opinion. We report our opinion solely to you, as a body, and for no other purpose. We do not assume responsibility towards or accept liability to any other person for the contents of this report. Reasonable assurance is a high level of assurance, but is not a guarantee that an audit conducted in accordance with ISAs will always detect a material misstatement when it exists. Misstatements can arise from fraud or error and are considered material if, individually or in the aggregate, they could reasonably be expected to influence the economic decisions of users taken on the basis of these consolidated financial statements.

As part of an audit in accordance with ISAs, we exercise professional judgement and maintain professional scepticism throughout the audit. We also:

- Identify and assess the risks of material misstatement of the consolidated financial statements, whether due to fraud or error, design and perform audit procedures responsive to those risks, and obtain audit evidence that is sufficient and appropriate to provide a basis for our opinion. The risk of not detecting a material misstatement resulting from fraud is higher than for one resulting from error, as fraud may involve collusion, forgery, intentional omissions, misrepresentations, or the override of internal control.

Independent Auditor's Report (Continued)

- Obtain an understanding of internal control relevant to the audit in order to design audit procedures that are appropriate in the circumstances, but not for the purpose of expressing an opinion on the effectiveness of the Group's internal control.
- Evaluate the appropriateness of accounting policies used and the reasonableness of accounting estimates and related disclosures made by the directors.
- Conclude on the appropriateness of the directors' use of the going concern basis of accounting and, based on the audit evidence obtained, whether a material uncertainty exists related to events or conditions that may cast significant doubt on the Group's ability to continue as a going concern. If we conclude that a material uncertainty exists, we are required to draw attention in our auditor's report to the related disclosures in the consolidated financial statements or, if such disclosures are inadequate, to modify our opinion. Our conclusions are based on the audit evidence obtained up to the date of our auditor's report. However, future events or conditions may cause the Group to cease to continue as a going concern.
- Evaluate the overall presentation, structure and content of the consolidated financial statements, including the disclosures, and whether the consolidated financial statements represent the underlying transactions and events in a manner that achieves fair presentation.
- Obtain sufficient appropriate audit evidence regarding the financial information of the entities or business activities within the Group to express an opinion on the consolidated financial statements. We are responsible for the direction, supervision and performance of the group audit. We remain solely responsible for our audit opinion.

We communicate with those charged with governance regarding, among other matters, the planned scope and timing of the audit and significant audit findings, including any significant deficiencies in internal control that we identify during our audit.

We also provide those charged with governance with a statement that we have complied with relevant ethical requirements regarding independence, and to communicate with them all relationships and other matters that may reasonably be thought to bear on our independence, and where applicable, actions taken to eliminate threats or safeguards applied.

Independent Auditor's Report (Continued)

From the matters communicated with those charged with governance, we determine those matters that were of most significance in the audit of the consolidated financial statements of the current period and are therefore the key audit matters. We describe these matters in our auditor's report unless law or regulation precludes public disclosure about the matter or when, in extremely rare circumstances, we determine that a matter should not be communicated in our report because the adverse consequences of doing so would reasonably be expected to outweigh the public interest benefits of such communication.

The engagement partner on the audit resulting in this independent auditor's report is Siaw Jian Chern.

PricewaterhouseCoopers

Certified Public Accountants

Hong Kong, 31 March 2021

Consolidated Income Statement

For the year ended 31 December 2020

(In RMB thousands, unless otherwise stated)

	Note	Year ended 31 December	
		2020	2019
Revenue			
Fee and commission income	6	13,624,258	8,632,665
Interest income	7	7,103,653	6,243,047
Net investment gains	8	8,673,322	4,406,510
		<u>29,401,233</u>	<u>19,282,222</u>
Other income	9	1,318,892	125,172
		<u>30,720,125</u>	<u>19,407,394</u>
Total revenue and other income			
Fee and commission expenses	10	(1,599,870)	(1,007,621)
Interest expenses	10	(5,772,932)	(4,683,906)
Staff costs	10	(6,436,296)	(4,709,554)
Tax and surcharges		(156,047)	(98,597)
Other operating expenses and costs	10	(3,244,948)	(1,805,800)
Credit impairment (losses)/reversals	13	(1,318,850)	59,430
Impairment losses on other assets		(77,324)	–
		<u>(18,606,267)</u>	<u>(12,246,048)</u>
Total expenses			
		<u>12,113,858</u>	<u>7,161,346</u>
Operating profit			
Share of profits and losses of associates		11,865	(7,606)
		<u>12,125,723</u>	<u>7,153,740</u>
Profit before income tax			
Income tax expense	14	(2,589,038)	(1,624,092)
		<u>9,536,685</u>	<u>5,529,648</u>
Profit for the year			
Attributable to:			
Equity holders of the Company		9,509,429	5,501,688
Non-controlling interests		27,256	27,960
		<u>9,536,685</u>	<u>5,529,648</u>
Earnings per share attributable to ordinary equity holders of the Company (expressed in RMB yuan per share)			
– Basic and diluted	16	1.20	0.67

The accompanying notes form an integral part of these consolidated financial statements.

Consolidated Statement of Comprehensive Income

For the year ended 31 December 2020
(In RMB thousands, unless otherwise stated)

	Year ended 31 December	
	2020	2019
Profit for the year	9,536,685	5,529,648
Other comprehensive income		
Items that may be reclassified to profit or loss in subsequent years		
Net gains on investments in debt instruments measured at fair value through other comprehensive income	190,485	257,719
Net gains on investments in debt instruments measured at fair value through other comprehensive income reclassified to profit or loss on disposal	(151,015)	(98,651)
Income tax relating to these items	(8,546)	(38,744)
	30,924	120,324
Share of other comprehensive income of associates	9	(1,352)
Foreign currency translation differences	(100,171)	33,836
Items that will not be reclassified subsequently to profit or loss		
Net gains on investments in equity instruments designated as at fair value through other comprehensive income	69,843	154,688
Income tax relating to these items	(17,958)	(37,442)
	51,885	117,246
Other comprehensive (loss)/income for the year, net of tax	(17,353)	270,054
Total comprehensive income for the year	9,519,332	5,799,702
Attributable to:		
Equity holders of the Company	9,492,076	5,771,742
Non-controlling interests	27,256	27,960
	9,519,332	5,799,702

The accompanying notes form an integral part of these consolidated financial statements.

Consolidated Statement of Financial Position

As at 31 December 2020

(In RMB thousands, unless otherwise stated)

	Note	31 December 2020	31 December 2019
Non-current assets			
Property, plant and equipment	17	572,287	503,438
Right-of-use assets	18	996,674	1,102,008
Investment properties		56,133	49,438
Intangible assets	19	360,478	235,918
Investment in associates	21	229,286	269,512
Financial assets at fair value through profit or loss	22	6,015,508	3,296,031
Financial assets at fair value through other comprehensive income	23	3,225,144	3,153,312
Financial assets held under resale agreements	24	1,348,317	2,507,276
Refundable deposits	25	8,740,991	2,793,611
Deferred tax assets	26	1,725,519	963,865
Other non-current assets	27	98,365	126,428
Total non-current assets		23,368,702	15,000,837
Current assets			
Margin accounts	28	46,515,175	27,806,140
Accounts receivable	29	8,018,153	2,136,866
Financial assets at fair value through profit or loss	22	132,640,140	88,459,902
Financial assets at fair value through other comprehensive income	23	44,871,712	32,490,523
Derivative financial assets	30	1,632,209	955,450
Financial assets held under resale agreements	24	14,768,886	18,611,480
Cash held on behalf of clients	31	70,268,389	52,695,657
Cash and bank balances	32	28,580,085	47,221,055
Other current assets	33	564,692	291,715
Total current assets		347,859,441	270,668,788
Total assets		371,228,143	285,669,625

Consolidated Statement of Financial Position (Continued)

As at 31 December 2020

(In RMB thousands, unless otherwise stated)

	<i>Note</i>	31 December 2020	31 December 2019
Current liabilities			
Accounts payable to brokerage clients	34	74,710,488	54,625,736
Lease liabilities	35	323,956	340,140
Derivative financial liabilities	30	2,424,620	761,572
Financial liabilities at fair value through profit or loss	36	347,466	1,126,344
Financial assets sold under repurchase agreements	37	84,512,239	55,532,975
Placements from banks and other financial institutions	38	9,035,700	9,263,545
Taxes payable	39	1,393,426	600,594
Short-term borrowings	40	625,174	889,012
Short-term financing instruments payable	41	42,296,044	17,495,953
Other current liabilities	42	34,497,643	52,599,717
Total current liabilities		<u>250,166,756</u>	<u>193,235,588</u>
Net current assets		<u>97,692,685</u>	<u>77,433,200</u>
Total assets less current liabilities		<u>121,061,387</u>	<u>92,434,037</u>
Non-current liabilities			
Financial liabilities at fair value through profit or loss	36	1,248,263	–
Bonds in issue	43	50,016,307	34,133,021
Lease liabilities	35	655,308	735,122
Deferred tax liabilities	26	1,065,416	660,874
Other non-current liabilities		4,646	10,286
Total non-current liabilities		<u>52,989,940</u>	<u>35,539,303</u>
Net assets		<u><u>68,071,447</u></u>	<u><u>56,894,734</u></u>

Consolidated Statement of Financial Position (Continued)

As at 31 December 2020

(In RMB thousands, unless otherwise stated)

	Note	31 December 2020	31 December 2019
Equity			
Share capital	44	7,756,695	7,646,385
Other equity instruments	45	9,961,509	9,980,698
Reserves	46	27,940,854	21,412,062
Retained earnings		22,076,125	17,542,774
Equity attributable to equity holders of the Company		67,735,183	56,581,919
Non-controlling interests		336,264	312,815
Total equity		68,071,447	56,894,734

The accompanying notes form an integral part of these consolidated financial statements.

Approved and authorized for issue by the Board of Directors on 31 March 2021.

Wang Changqing

Chairman

Li Geping

Executive Director and President

Consolidated Statement of Changes in Equity

For the year ended 31 December 2020

(In RMB thousands, unless otherwise stated)

	Attributable to equity holders of the Company											
	Note	Reserves							Retained earnings	Subtotal	Non-controlling interests	Total
		Share capital	Other equity instruments	Capital reserve	Surplus reserves	General reserves	Investment revaluation reserve	Foreign currency translation reserve				
At 1 January 2020		7,646,385	9,980,698	8,753,213	3,573,328	8,691,508	203,472	190,541	17,542,774	56,581,919	312,815	56,894,734
Profit for the year		-	-	-	-	-	-	-	9,509,429	9,509,429	27,256	9,536,685
Other comprehensive income for the year		-	-	-	-	-	82,818	(100,171)	-	(17,353)	-	(17,353)
Total comprehensive income for the year		-	-	-	-	-	82,818	(100,171)	9,509,429	9,492,076	27,256	9,519,332
Capital injected by equity holders												
- Issuance of A shares	44	110,310	-	3,737,454	-	-	-	-	-	3,847,764	-	3,847,764
- Capital injected by other equity instrument holders	45	-	(19,189)	-	-	-	-	-	-	(19,189)	-	(19,189)
Appropriation to surplus reserves	46	-	-	-	951,319	-	-	-	(951,319)	-	-	-
Appropriation to general reserves	46	-	-	-	-	1,857,372	-	-	(1,857,372)	-	-	-
Dividends - 2019	15	-	-	-	-	-	-	-	(1,796,901)	(1,796,901)	-	(1,796,901)
Distribution to other equity instrument holders	15	-	-	-	-	-	-	-	(370,486)	(370,486)	-	(370,486)
Dividends to non-controlling interests		-	-	-	-	-	-	-	-	-	(3,807)	(3,807)
At 31 December 2020		7,756,695	9,961,509	12,490,667	4,524,647	10,548,880	286,290	90,370	22,076,125	67,735,183	336,264	68,071,447

Consolidated Statement of Changes in Equity (Continued)

For the year ended 31 December 2020

(In RMB thousands, unless otherwise stated)

	Attributable to equity holders of the Company											
	Note	Reserves								Subtotal	Non-controlling interests	Total
		Share capital	Other equity instruments	Capital reserve	Surplus reserves	General reserves	Investment revaluation reserve	Foreign currency translation reserve	Retained earnings			
At 1 January 2019		7,646,385	5,000,000	8,753,213	3,013,066	7,535,426	(32,746)	156,705	15,505,197	47,577,246	286,151	47,863,397
Profit for the year		-	-	-	-	-	-	-	5,501,688	5,501,688	27,960	5,529,648
Other comprehensive income for the year		-	-	-	-	-	236,218	33,836	-	270,054	-	270,054
Total comprehensive income for the year		-	-	-	-	-	236,218	33,836	5,501,688	5,771,742	27,960	5,799,702
Capital injected by equity holders												
- Capital injected by subsidiaries' non-controlling equity holders		-	-	-	-	-	-	-	-	-	8,350	8,350
- Capital injected by other equity instrument holders	45	-	4,980,698	-	-	-	-	-	-	4,980,698	-	4,980,698
Appropriation to surplus reserves	46	-	-	-	560,262	-	-	-	(560,262)	-	-	-
Appropriation to general reserves	46	-	-	-	-	1,156,082	-	-	(1,156,082)	-	-	-
Dividends - 2018	15	-	-	-	-	-	-	-	(1,376,349)	(1,376,349)	-	(1,376,349)
Distribution to other equity instrument holders	15	-	-	-	-	-	-	-	(371,418)	(371,418)	-	(371,418)
Dividends to non-controlling interests		-	-	-	-	-	-	-	-	-	(9,646)	(9,646)
At 31 December 2019		7,646,385	9,980,698	8,753,213	3,573,328	8,691,508	203,472	190,541	17,542,774	56,581,919	312,815	56,894,734

The accompanying notes form an integral part of these consolidated financial statements.

Consolidated Statement of Cash Flows

For the year ended 31 December 2020
(In RMB thousands, unless otherwise stated)

	Year ended 31 December	
	2020	2019
Cash flows from operating activities		
Profit before income tax	12,125,723	7,153,740
Adjustments for:		
Interest expenses on bonds in issue, short-term financing instruments payable, borrowings and lease liabilities	3,343,280	2,954,034
Dividend income and interest income from financial assets at fair value through other comprehensive income	(1,314,437)	(1,361,251)
Net gains from disposal of financial assets at fair value through other comprehensive income	(403,282)	(157,198)
Interest income and net gains from disposal of financial assets at amortized costs	–	(6,618)
Net gains attributable to other interest holders of consolidated structured entities	341,433	507,086
Share of profits/losses from associates and joint ventures	(11,865)	7,606
Net gains on disposal of property, plant, equipment and other assets	(237)	(334)
Revaluation gains on financial instruments at fair value through profit or loss	(1,049,174)	(1,644,325)
Net foreign exchange losses/(gains)	16,471	(287)
Depreciation and amortization	644,150	572,534
Credit impairment losses/(reversals)	1,318,850	(59,430)
Impairment losses on other assets	77,324	–
	<u>15,088,236</u>	<u>7,965,557</u>
Net changes in operating assets		
Margin accounts	(18,529,559)	(2,672,642)
Financial assets at fair value through profit or loss	(44,646,486)	(31,712,884)
Cash held on behalf of clients	(17,551,464)	(18,999,203)
Financial assets held under resale agreements	4,000,259	2,684,240
Other operating assets	(13,091,836)	(2,624,988)
	<u>(89,819,086)</u>	<u>(53,325,477)</u>

Consolidated Statement of Cash Flows (Continued)

For the year ended 31 December 2020

(In RMB thousands, unless otherwise stated)

	Year ended 31 December	
	2020	2019
Net changes in operating liabilities		
Accounts payable to brokerage clients	20,084,752	19,587,151
Financial liabilities at fair value through profit or loss	396,931	(108,089)
Financial assets sold under repurchase agreements	29,020,165	22,938,207
Placements from banks and other financial institutions	(240,000)	5,240,000
Other operating liabilities	(10,475,940)	16,549,619
	<u>38,785,908</u>	<u>64,206,888</u>
Net cash (outflow)/inflow from operating activities before tax	(35,944,942)	18,846,968
Income tax paid	(2,362,925)	(1,155,350)
	<u>(38,307,867)</u>	<u>17,691,618</u>
Net cash (outflow)/inflow from operating activities	(38,307,867)	17,691,618
Cash flows from investing activities		
Net cash flow from purchase or disposal of financial assets at fair value through other comprehensive income	(11,967,096)	(4,124,180)
Dividend income and interest income received from financial assets at fair value through other comprehensive income	1,010,653	1,268,489
Cash paid for purchase of property, plant and equipment, intangible assets and other assets	(432,774)	(290,266)
Net cash flow from purchase or disposal of financial assets at amortized costs	–	186,305
Net cash flow from investments in associates	(25,224)	29,307
Other cash flows from investing activities	2,243	(13,105)
	<u>(11,412,198)</u>	<u>(2,943,450)</u>
Net cash outflow from investing activities	(11,412,198)	(2,943,450)

Consolidated Statement of Cash Flows (Continued)

For the year ended 31 December 2020
(In RMB thousands, unless otherwise stated)

	Year ended 31 December	
	2020	2019
Cash flows from financing activities		
Cash inflows from perpetual bonds	5,000,000	5,000,000
Cash inflows from issuance of A shares	3,884,000	–
Cash inflows from capital injected by non-controlling interests	–	8,350
Cash inflows from borrowing activities	21,634,588	30,711,104
Cash inflows from issuing bonds	166,509,294	71,444,940
Cash outflows from dividend distribution to ordinary shareholders	(1,796,901)	(1,376,349)
Cash outflows from distribution to other equity instrument holders	(516,500)	(294,000)
Cash outflows from distribution to subsidiaries' non-controlling equity holders	(3,807)	(9,646)
Repayments of interest on debts	(3,321,880)	(2,711,272)
Repayments of debts	(154,921,466)	(86,841,667)
Repayments of perpetual bonds	(5,000,000)	–
Other cash outflows from financing activities	(642,465)	(649,484)
Net cash inflow from financing activities	<u>30,824,863</u>	<u>15,281,976</u>
Net change in cash and cash equivalents	(18,895,202)	30,030,144
Cash and cash equivalents at the beginning of the year	46,935,568	16,841,813
Effect of exchange rate changes on cash and cash equivalents	(274,867)	63,611
Cash and cash equivalents at the end of the year (Note 47)	<u><u>27,765,499</u></u>	<u><u>46,935,568</u></u>

The accompanying notes form an integral part of these consolidated financial statements.

Notes to the Consolidated Financial Statements

For the year ended 31 December 2020

(In RMB thousands, unless otherwise stated)

1 GENERAL INFORMATION

CSC Financial Co., Ltd. (the “Company”) (formerly known as China Securities Finance Co., Ltd.) is the successor entity of China Securities Finance Limited Liability Company which was approved for establishment by the China Securities Regulatory Commission (the “CSRC”) on 2 November 2005. The original registered capital of the Company was RMB2,700,000,000. The registered address of the Company is Unit 4, No.66 Anli Road, Chaoyang District, Beijing, the People's Republic of China (the “PRC”).

The Company received the approval of CSRC on 30 June 2011 to convert into a joint stock company, with registered capital increased to RMB6,100,000,000.

The Company completed its initial public offering of overseas listed foreign shares (“H shares”) on The Stock Exchange of Hong Kong Limited on 9 December 2016. Under this offering, the Company issued a total of 1,076,470,000 new shares with a nominal value of RMB1 per share. On 5 January 2017, the Company issued an additional 69,915,238 H shares through partial exercise of the over-allotment option with a nominal value of RMB1 per share. The registered capital of the Company increased to RMB7,246,385,238 after such issuance. The Company completed the industrial and commercial registration for these changes on 5 June 2017, and obtained its new business license with the Unified Social Credit Code of 91110000781703453H on 9 June 2017.

The Company completed its initial public offering of domestic listed shares (“A shares”) on the Shanghai Stock Exchange on 20 June 2018. The Company issued a total of 400,000,000 shares with a nominal value of RMB1 per share. After this issuance, the share capital of the Company increased to RMB7,646,385,238. The Company completed the registration procedure for its non-public offering of A-shares in the Shanghai branch of China Securities Depository and Clearing Co., Ltd. on 28 December 2020. The Company issued a total of 110,309,559 shares with a nominal value of RMB1 per share. After this issuance, the share capital of the Company increased to RMB7,756,694,797.

The principal activities of the Company and its subsidiaries (collectively, the “Group”) include securities brokerage, financial advisory relating to securities trading and securities investment activities, securities underwriting and sponsoring, proprietary trading and investment of securities, securities asset management, agency sale of securities investment funds, introducing brokerage for futures companies, margin financing and securities lending services, agency sale of financial products, market-making of stock options, custodian services for securities investment funds, and sale of precious metal products, commodity futures brokerage, financial futures brokerage and asset management, equity investment and corporate management services, investment management, raising and management of investment funds, investment management of equity investment, investment consulting, project consulting.

Notes to the Consolidated Financial Statements (Continued)

For the year ended 31 December 2020
(In RMB thousands, unless otherwise stated)

2 BASIS OF PREPARATION

The consolidated financial statements have been prepared in accordance with International Financial Reporting Standards (“IFRSs”), as issued by the International Accounting Standards Board (“IASB”). In addition, the consolidated financial statements include applicable disclosures required by the Rules Governing the Listing of Securities on the Stock Exchange of Hong Kong Limited and by the Hong Kong Companies Ordinance (Cap.622).

The consolidated financial statements have been prepared under the historical cost convention, except for derivative financial instruments, financial assets/liabilities at fair value through profit or loss, financial assets at fair value through other comprehensive income, which have been measured at fair value, as further explained in the respective accounting policies below. The consolidated financial statements are presented in Renminbi (“RMB”) and all values are rounded to the nearest thousand except when otherwise indicated.

2.1 Amendments to the accounting standards effective in 2020 and adopted by the Group

- | | | |
|-----|--|---|
| (1) | Amendments to IAS 1 and IAS 8 | The Definition of Material |
| (2) | Amendments to IFRS 3 | The Definition of A Business |
| (3) | Revised Conceptual Framework for Financial Reporting | |
| (4) | Amendments to IFRS 9, IAS 39, IFRS 7 | Interest Rate Benchmark Reform – Phase 1. |
| (5) | Amendments to IFRS 16 | COVID-19 Related Rent Concessions |

(1) **Amendments to IAS 1 and IAS 8: The Definition of Material**

The IASB issued amendments to the definition of material in IAS 1 and IAS 8. The amended definition is: “Information is material if omitting, misstating or obscuring it could reasonably be expected to influence decisions that the primary users of general purpose financial statements make on the basis of those financial statements, which provide financial information about a specific reporting entity.”

The amendment clarifies that the reference to obscuring information addresses situations in which the effect is similar to omitting or misstating that information. It also states that an entity assesses materiality in the context of the financial statements as a whole. The amendment also clarifies the meaning of ‘primary users of general purpose financial statements’ to whom those financial statements are directed, by defining them as ‘existing and potential investors, lenders and other creditors’ that must rely on general purpose financial statements for much of the financial information they need.

Notes to the Consolidated Financial Statements (Continued)

For the year ended 31 December 2020

(In RMB thousands, unless otherwise stated)

2 BASIS OF PREPARATION (Continued)

2.1 Amendments to the accounting standards effective in 2020 and adopted by the Group (Continued)

(2) Amendments to IFRS 3: The Definition of A Business

The IASB issued amendments to the definition of a business in IFRS 3. To be considered a business, an acquisition would have to include an input and a substantive process that together significantly contribute to the ability to create outputs. The definition of the term “outputs” is narrowed to focus on goods and services provided to customers, generating investment income and other income, and it excludes returns in the form of lower costs and other economic benefits.

(3) Revised Conceptual Framework for Financial Reporting

The IASB has issued a revised Conceptual Framework which will be used in standard-setting decisions with immediate effect. Key changes include: (i) increasing the prominence of stewardship in the objective of financial reporting; (ii) reinstating prudence as a component of neutrality; (iii) defining a reporting entity, which may be a legal entity, or a portion of an entity; (iv) revising the definitions of an asset and a liability; (v) removing the probability threshold for recognition and adding guidance on derecognition; (vi) adding guidance on different measurement basis; (vii) stating that profit or loss is the primary performance indicator and that, in principle, income and expenses in other comprehensive income should be recycled where this enhances the relevance or faithful representation of the financial statements.

No changes will be made to any of the current accounting standards. However, entities that rely on the Framework in determining their accounting policies for transactions, events or conditions that are not otherwise dealt with under the accounting standards will need to apply the revised Framework from 1 January 2020. These entities will need to consider whether their accounting policies are still appropriate under the revised Framework.

Notes to the Consolidated Financial Statements (Continued)

For the year ended 31 December 2020

(In RMB thousands, unless otherwise stated)

2 BASIS OF PREPARATION (Continued)

2.1 Amendments to the accounting standards effective in 2020 and adopted by the Group (Continued)

(4) Amendments to IFRS 9, IAS 39, IFRS 7: Interest Rate Benchmark Reform – Phase 1

The IASB issued amendments to IFRS 9, IAS 39 and IFRS 7: Interest rate benchmark reform – Phase 1. These amendments provide certain reliefs in connection with interest rate benchmark reform. The reliefs relate to hedge accounting and address uncertainties related to the ongoing reform of interbank offered rates (IBOR). When prospective assessments are made, a company should assume that the interest rate benchmark on which the hedged item, the hedging instrument and the cash flow of hedged risk are based is not altered as a result of IBOR reform.

(5) Amendments to IFRS 16: COVID-19 Related Rent Concessions

The IASB published an amendment to IFRS 16 that provides an optional practical expedient for lessees from assessing whether a rent concession related to COVID-19 is a lease modification. Lessees can elect to account for such rent concessions as they are not lease modifications. In such cases, this will result in accounting for the concession as variable lease payments in the period(s) in which the event or condition that triggers the reduced payment occurs.

There were no significant impacts from the amendments above on the Group's consolidated financial statements.

Notes to the Consolidated Financial Statements (Continued)

For the year ended 31 December 2020

(In RMB thousands, unless otherwise stated)

2 BASIS OF PREPARATION (Continued)

2.2 Standards and amendments relevant to the Group that are not yet effective and have not been adopted before their effective dates by the Group

The Group has not adopted the following new and amended standards that have been issued but are not yet effective.

			Effective for annual periods beginning on or after
(1)	IFRS 17	Insurance Contracts	1 January 2022
(2)	Amendments to IFRS 10 and IAS 28	Sale or Contribution of Assets between An Investor and Its Associate or Joint Venture	The amendments were originally intended to be effective for annual periods beginning on or after 1 January 2016. The effective date has now been deferred. Early application of the amendments continues to be permitted.
(3)	Amendments to IAS 1	Classification of Liabilities	1 January 2022
(4)	Amendments to IFRS 3	Business Combinations	1 January 2022
(5)	Amendments to IAS16	Property, Plant and Equipment	1 January 2022
(6)	Amendments to IAS 37	Provisions, Contingent Liabilities and Contingent Assets	1 January 2022
(7)	Amendments to IFRS 7, IFRS 4 and IFRS16	Interest Rate Benchmark Reform – Phase 2	1 January 2021

Notes to the Consolidated Financial Statements (Continued)

For the year ended 31 December 2020

(In RMB thousands, unless otherwise stated)

2 BASIS OF PREPARATION (Continued)

2.2 Standards and amendments relevant to the Group that are not yet effective and have not been adopted before their effective dates by the Group (Continued)

(1) IFRS 17: Insurance Contracts

IFRS 17 was issued in May 2017 as replacement for IFRS 4 Insurance Contracts. It requires a current measurement model where estimates are re-measured each reporting period. Contracts are measured using the building blocks of: discounted probability-weighted cash flows, an explicit risk adjustment, and a contractual service margin (“CSM”) representing the unearned profit of the contract which is recognized as revenue over the coverage period. The new rules will affect the financial statements and key performance indicators of all entities that issue insurance contracts or investment contracts with discretionary participation features. The Group anticipates that the adoption of these amendments will not have any impact on the Group's consolidated financial statements.

(2) Amendments to IFRS 10 and IAS 28: Sale or Contribution of Assets between An Investor and Its Associate or Joint Venture

These amendments address an inconsistency between IFRS 10 and IAS 28 in the sale and contribution of assets between an investor and its associate or joint venture. A full gain or loss is recognized when a transaction involves a business. A partial gain or loss is recognized when a transaction involves assets that do not constitute a business, even if those assets are in a subsidiary. The Group anticipates that the adoption of these amendments will not have a significant impact on the Group's consolidated financial statements.

Notes to the Consolidated Financial Statements (Continued)

For the year ended 31 December 2020

(In RMB thousands, unless otherwise stated)

2 BASIS OF PREPARATION (Continued)

2.2 Standards and amendments relevant to the Group that are not yet effective and have not been adopted before their effective dates by the Group (Continued)

(3) *Amendments to IAS 1: Classification of Liabilities*

These narrow-scope amendments to IAS 1, 'Presentation of financial statements', clarify that liabilities are classified as either current or non-current, depending on the rights that exist at the end of the reporting period. Liabilities are classified as non-current if the entity has a substantive right to defer settlement for at least 12 months at the end of the reporting period. The entity should assess the existence of the right on the reporting date, whether the right will be enforced is out of consideration. The right to defer only exists if the entity complies with any relevant conditions at the reporting date. A liability is classified as current if a condition is breached at or before the reporting date and a waiver is obtained after the reporting date. A loan is classified as non-current if a covenant is breached after the reporting date. The Group anticipates that the adoption of the amendments will not have a significant impact on the Group's consolidated financial statements.

(4) *Amendments to IFRS 3: Business Combinations*

Amendments to IFRS 3: 'Business combinations' update a reference in IFRS 3 to the Conceptual Framework for Financial Reporting without changing the accounting requirements for business combinations. The Group anticipates that the adoption of the amendments will not have a significant impact on the Group's consolidated financial statements.

(5) *Amendments to IAS 16: Property, Plant and Equipment*

Amendments to IAS 16, 'Property, plant and equipment' prohibit a company from deducting from the cost of property, plant and equipment amounts received from selling items produced while the company is preparing the asset for its intended use. Instead, a company will recognise such sales proceeds and related cost in profit or loss. The Group anticipates that the adoption of the amendments will not have a significant impact on the Group's consolidated financial statements.

Notes to the Consolidated Financial Statements (Continued)

For the year ended 31 December 2020
(In RMB thousands, unless otherwise stated)

2 BASIS OF PREPARATION (Continued)

2.2 Standards and amendments relevant to the Group that are not yet effective and have not been adopted before their effective dates by the Group (Continued)

(6) Amendments to IAS 37: Provisions, Contingent Liabilities and Contingent Assets

Amendments to IAS 37, 'Provisions, contingent liabilities and contingent assets' specify which costs a company includes when assessing whether a contract will be loss-making. The Group anticipates that the adoption of the amendments will not have a significant impact on the Group's consolidated financial statements.

(7) Amendments to IFRS 7, IFRS 4 and IFRS 16: Interest Rate Benchmark Reform – Phase 2

The Phase 2 amendments introduce a practical expedient if a change results directly from IBOR reform and occurs on an 'economically equivalent' basis. In these cases, changes will be accounted for by updating the effective interest rate and will not result in gain or loss in the income statement. These amendments also provide reliefs that are exceptions of normal hedge relationship requirements. For example, a company will not need to discontinue existing hedging relationships because of changes to hedge documentation required solely by IBOR reform. The Group anticipates that the adoption of the amendments will not have a significant impact on the Group's consolidated financial statements.

2.3 Basis of consolidation

The consolidated financial statements comprise the financial statements of the Company and its subsidiaries. The accounting policies and accounting period of the Company and its subsidiaries are consistent.

Subsidiaries are all entities (including structured entities) over which the Group has control. Control is achieved when the Group is exposed, or has rights, to variable returns from its involvement with the investee and has the ability to affect those returns through its power over the investee. When the Group assesses whether it has power over an investee, the Group's voting rights or potential voting rights and other contractual arrangements are considered.

Notes to the Consolidated Financial Statements (Continued)

For the year ended 31 December 2020

(In RMB thousands, unless otherwise stated)

2 BASIS OF PREPARATION (Continued)

2.3 Basis of consolidation (Continued)

Income or expenses resulted from acquisition or disposal of subsidiaries, from the date on which the Company obtains control to the date on which the Company ceases its control over subsidiaries, are in the scope of consolidation. Intra-group assets and liabilities, equity, income, expenses, and cash flow which are relevant to all intra-group transactions occurred should be eliminated on consolidation.

A portion of equity over subsidiaries and profit or loss which does not belong to the Company should be treated as non-controlling interests. Non-controlling interests represent the portion of profit or loss and net assets in subsidiaries not held by the Company and are presented separately in the consolidated income statement and within equity in the consolidated statement of financial position separately from the equity attributable to equity holders of the Company.

3 SIGNIFICANT ACCOUNTING POLICIES, SIGNIFICANT ACCOUNTING JUDGEMENTS AND ESTIMATES

3.1 Significant accounting policies

(1) Accounting period

The accounting year starts on 1 January and ends on 31 December.

(2) Functional and presentation currency

The Company's functional and presentation currency is RMB.

Each entity in the Group determines its own functional currency according to its economic situation. The functional currency is denominated in RMB in the consolidated financial statements.

Notes to the Consolidated Financial Statements (Continued)

For the year ended 31 December 2020

(In RMB thousands, unless otherwise stated)

3 SIGNIFICANT ACCOUNTING POLICIES, SIGNIFICANT ACCOUNTING JUDGEMENTS AND ESTIMATES (Continued)

3.1 Significant accounting policies (Continued)

(3) Cash and cash equivalents

Cash comprises cash on hand and demand deposits which are not restricted as to use.

Cash equivalents comprise short term, highly liquid investments, which are readily convertible into known amounts of cash and are subject to an insignificant risk of changes in value.

(4) Foreign currency transactions and foreign currency translation

The Group adopts the sub-account system to record foreign currency transactions. Foreign currency transactions are initially recorded on the original currency respectively at the dates of the transactions.

Monetary assets and liabilities denominated in foreign currencies are retranslated at the prevailing functional currency exchange rates at the end of the reporting period. The exchange rate is the central parity rate quoted by the People's Bank of China or authorized bodies. All differences are taken to the consolidated income statement. Non-monetary items denominated in foreign currencies that are measured at historical costs are translated at the balance sheet date using the spot exchange rates at the date of the transactions.

The assets and liabilities of foreign operation subsidiaries denominated in foreign currencies are translated to RMB at the spot exchange rate at the end of reporting period for consolidated financial statements. The equity items, excluding "retained earnings", are translated to RMB at the spot exchange rates at the transaction dates. The income and expenses of foreign operation are translated to RMB at the rates that approximate the spot exchange rates. The exchange differences resulting from foreign currency financial statement translation of subsidiaries are recognized in other comprehensive income ("OCI") and accumulated in the foreign exchange translation reserve. The cash flows of overseas operations are translated at the spot exchange rates on the dates of the cash flows. The effect of exchange rate changes on cash is presented separately in the cash flow statement.

Notes to the Consolidated Financial Statements (Continued)

For the year ended 31 December 2020

(In RMB thousands, unless otherwise stated)

3 SIGNIFICANT ACCOUNTING POLICIES, SIGNIFICANT ACCOUNTING JUDGEMENTS AND ESTIMATES (Continued)

3.1 Significant accounting policies (Continued)

(5) Financial instruments

(a) Initial recognition, classification and measurement of financial instruments

Financial assets and financial liabilities are recognized when the Group becomes a party to the contractual provisions of the instrument. Regular way purchases and sales of financial assets are recognized on trade-date, the date on which the Group commits to purchase or sell the asset.

At initial recognition, the Group measures a financial asset or financial liability at its fair value plus or minus, in the case of a financial asset or financial liability not at fair value through profit or loss, transaction costs that are incremental and directly attributable to the acquisition or issue of the financial asset or financial liability. Transaction costs of financial assets and financial liabilities carried at fair value through profit or loss are expensed in profit or loss.

Financial assets

Financial assets are classified on the basis of the Group's business model for managing the assets and the cash flow characteristics of the assets in the following measurement categories: (i) Amortized cost; (ii) Fair value through other comprehensive income ("FVOCI"); (iii) Fair value through profit or loss ("FVPL").

Notes to the Consolidated Financial Statements (Continued)

For the year ended 31 December 2020

(In RMB thousands, unless otherwise stated)

3 SIGNIFICANT ACCOUNTING POLICIES, SIGNIFICANT ACCOUNTING JUDGEMENTS AND ESTIMATES (Continued)

3.1 Significant accounting policies (Continued)

(5) *Financial instruments* (Continued)

(a) *Initial recognition, classification and measurement of financial instruments* (Continued)

Financial assets (Continued)

Business model reflects how the Group manages the assets in order to generate cash flows. That is, whether the Group's objective is solely to collect the contractual cash flows from the assets or is to collect both the contractual cash flows and cash flows arising from the sale of assets. If neither of these is applicable (e.g. financial assets are held for trading purposes), then the financial assets are classified as part of "other" business model and measured at FVPL. Factors considered by the Group in determining the business model for a group of assets include past experience on how the cash flows for these assets were collected, how the asset's performance is evaluated and reported to key management personnel, how risks are assessed and managed and how managers are compensated.

Where the business model is to hold assets to collect contractual cash flows or to collect contractual cash flows and sell, the Group assesses whether the financial instruments' cash flows represent solely payments of principal and interest (the "SPPI"). In making this assessment, the Group considers whether the contractual cash flows are consistent with a basic lending arrangement, i.e. interest includes only consideration for the time value of money, credit risk, other basic leading risks and a profit margin that is consistent with a basic lending arrangement. Where the contractual terms introduce exposure to risk or volatility that are inconsistent with a basic lending arrangement, the related financial asset is classified and measured at fair value through profit or loss.

Financial assets with embedded derivatives are considered in their entirety when determining whether their cash flows are SPPI.

Notes to the Consolidated Financial Statements (Continued)

For the year ended 31 December 2020

(In RMB thousands, unless otherwise stated)

3 SIGNIFICANT ACCOUNTING POLICIES, SIGNIFICANT ACCOUNTING JUDGEMENTS AND ESTIMATES (Continued)

3.1 Significant accounting policies (Continued)

(5) *Financial instruments* (Continued)

(a) *Initial recognition, classification and measurement of financial instruments* (Continued)

Financial assets (Continued)

The classification requirements for debt instruments assets and equity instruments assets are described as below:

Debt Instruments

Debt instruments are those instruments that meet the definition of a financial liability from the issuer's perspective, such as government bonds, corporate bonds and subordinated bonds. Classification and subsequent measurement of debt instruments depend on: (i) the Group's business model for managing the asset; and (ii) the cash flow characteristics of the asset.

Based on these factors, the Group classifies its debt instruments into one of the following three measurement categories:

- (i) Amortized cost: Assets that are held for collection of contractual cash flows where those cash flows represent SPPI and that are not designated as at FVPL, are measured at amortized cost.
- (ii) Fair value through other comprehensive income: Financial assets that are held for collection of contractual cash flows and for selling the assets, where the assets' cash flows represent SPPI and that are not designated as at FVPL, are measured at FVOCI.
- (iii) Fair value through profit or loss: Assets that do not meet the criteria for amortized cost or FVOCI are measured at FVPL.

Notes to the Consolidated Financial Statements (Continued)

For the year ended 31 December 2020

(In RMB thousands, unless otherwise stated)

3 SIGNIFICANT ACCOUNTING POLICIES, SIGNIFICANT ACCOUNTING JUDGEMENTS AND ESTIMATES (Continued)

3.1 Significant accounting policies (Continued)

(5) *Financial instruments* (Continued)

(a) *Initial recognition, classification and measurement of financial instruments* (Continued)

Financial assets (Continued)

Debt Instruments (Continued)

The Group may also irrevocably designate financial assets at fair value through profit or loss if doing so significantly reduces or eliminates a mismatch created by assets and liabilities being measured on different bases.

Equity instruments

Equity instruments are instruments that meet the definition of equity from the issuer's perspective; that is, instruments that do not contain a contractual obligation to pay and that evidence a residual interest in the issuer's net assets. Examples of equity instruments include basic ordinary shares.

The Group subsequently measures all equity investments at FVPL, except where the Group's management has elected, at initial recognition, to irrevocably designate an equity investment at FVOCI. The Group's policy is to designate equity investments as FVOCI when those investments are held for purposes other than to generate investment returns.

Financial liabilities

Financial liabilities are classified as subsequently measured at amortized cost, except for financial liabilities at FVPL, which is applied to derivatives, financial liabilities held for trading (e.g. short positions in the trading booking) and other financial liabilities designated as such at initial recognition.

Notes to the Consolidated Financial Statements (Continued)

For the year ended 31 December 2020

(In RMB thousands, unless otherwise stated)

3 SIGNIFICANT ACCOUNTING POLICIES, SIGNIFICANT ACCOUNTING JUDGEMENTS AND ESTIMATES (Continued)

3.1 Significant accounting policies (Continued)

(5) *Financial instruments* (Continued)

(a) *Initial recognition, classification and measurement of financial instruments* (Continued)

Financial liabilities (Continued)

Contingent liabilities recognized by buyers should be measured as FVPL under business combination for entities owned by different ultimate shareholders.

An entity may, at initial recognition, irrevocably designate a financial liability as measured at fair value through profit or loss: (i) it eliminates or significantly reduces a measurement or recognition inconsistency (sometimes referred to as ‘an accounting mismatch’); (ii) a group of financial liabilities or financial assets and financial liabilities is managed and its performance is evaluated on a fair value basis, in accordance with a documented risk management or investment strategy, and information about the group is provided internally on that basis to the entity’s key management personnel.

(b) *Reclassification of financial assets*

When the Group changes its business model for managing financial assets, it shall reclassify all affected financial assets, and apply the reclassification prospectively from the reclassification date. The Group does not restate any previously recognized gains, losses (including impairment gains or losses) or interest. Reclassification date is the first day of the first reporting period following the change in business model that results in the Group reclassifying financial assets.

Notes to the Consolidated Financial Statements (Continued)

For the year ended 31 December 2020

(In RMB thousands, unless otherwise stated)

3 SIGNIFICANT ACCOUNTING POLICIES, SIGNIFICANT ACCOUNTING JUDGEMENTS AND ESTIMATES (Continued)

3.1 Significant accounting policies (Continued)

(5) *Financial instruments* (Continued)

(c) *Subsequent measurement of financial instruments*

Subsequent measurement of financial instruments depends on the categories:

Amortized cost

The amortized cost is the amount at which the financial asset or financial liability is measured at initial recognition: (i) minus the principal repayments; (ii) plus or minus the cumulative amortization using the effective interest method of any difference between that initial amount and the maturity amount and; (iii) for financial assets, adjusted for any loss allowance.

The effective interest rate is the rate that exactly discounts estimated future cash payments or receipts through the expected life of the financial asset or financial liability to the gross carrying amount of a financial asset (i.e. its amortized cost before any impairment allowance) or to the amortized cost of a financial liability. The calculation does not consider expected credit losses ("ECL") and includes transaction costs, premiums or discounts and fees and points paid or received that are integral to the effective interest rate. For purchased or originated credit-impaired ("POCI") financial assets, the Group calculates the credit-adjusted effective interest rate, which is calculated based on the amortized cost of the financial asset instead of its gross carrying amount and incorporates the impact of expected credit losses in estimated future cash flows.

When the Group revises the estimates of future cash flows, the carrying amount of the respective financial asset or financial liability is adjusted to reflect the new estimate discounted using the original effective interest rate. Any changes are recognized in profit or loss.

Notes to the Consolidated Financial Statements (Continued)

For the year ended 31 December 2020

(In RMB thousands, unless otherwise stated)

3 SIGNIFICANT ACCOUNTING POLICIES, SIGNIFICANT ACCOUNTING JUDGEMENTS AND ESTIMATES (Continued)

3.1 Significant accounting policies (Continued)

(5) *Financial instruments* (Continued)

(c) *Subsequent measurement of financial instruments* (Continued)

Amortized cost (Continued)

Interest income is calculated by applying the effective interest rate to the gross carrying amount of financial assets, except for: (i) POCI financial assets, whose interest income is calculated, since initial recognition, by applying the credit-adjusted effective interest rate to their amortized cost; and (ii) financial assets that are not POCI but have subsequently become credit-impaired, whose interest income is calculated by applying the effective interest rate to their amortized cost (i.e. net of the expected credit loss allowance). If, in a subsequent period, the financial assets improve their qualities so that they are no longer credit-impaired and the improvement in credit quality is related objectively to a certain event occurring after the application of the above-mentioned rules, then the interest income is calculated by applying the effective interest rate to their gross carrying amount.

Fair value through other comprehensive income

Debt instruments

Movements in the carrying amount are taken through other comprehensive income ("OCI"), except for the recognition of impairment gains or losses, interest revenue and foreign exchange gains and losses on the instrument's amortized cost which are recognized in profit or loss.

Notes to the Consolidated Financial Statements (Continued)

For the year ended 31 December 2020

(In RMB thousands, unless otherwise stated)

3 SIGNIFICANT ACCOUNTING POLICIES, SIGNIFICANT ACCOUNTING JUDGEMENTS AND ESTIMATES (Continued)

3.1 Significant accounting policies (Continued)

(5) *Financial instruments* (Continued)

(c) *Subsequent measurement of financial instruments* (Continued)

Fair value through other comprehensive income (Continued)

Equity instruments

The equity instrument investments that are held for purposes other than to generate investment returns are designated as FVOCI. When this election is used, fair value gains and losses are recognized in OCI and are not subsequently reclassified to profit or loss, including on disposal. Dividends, when representing a return on such investments, continue to be recognized in profit or loss when 1) the Group's right to receive payments is established, 2) it is probable that future economic benefits associated with the item will flow to the Group, 3) the amounts of the dividends can be measured reliably.

Financial assets at fair value through profit or loss

Debt instruments

A gain or loss on a debt investment that is subsequently measured at fair value through profit or loss and is not part of a hedging relationship is recognized in profit or loss and presented in the profit or loss statement within "Net investment gains" in the period in which it arises.

Notes to the Consolidated Financial Statements (Continued)

For the year ended 31 December 2020

(In RMB thousands, unless otherwise stated)

3 SIGNIFICANT ACCOUNTING POLICIES, SIGNIFICANT ACCOUNTING JUDGEMENTS AND ESTIMATES (Continued)

3.1 Significant accounting policies (Continued)

(5) *Financial instruments* (Continued)

(c) *Subsequent measurement of financial instruments* (Continued)

Financial assets at fair value through profit or loss (Continued)

Equity instruments

Gains and losses on equity investments at FVPL are included in the “Net investment gains” in the consolidated income statement.

Financial liabilities at fair value through profit or loss

Gains or losses on financial liabilities designated as at FVPL are presented partially in other comprehensive income (the amount of change in the fair value of the financial liability that is attributable to changes in the credit risk of that liability, which is determined as the amount that is not attributable to changes in market conditions that give rise to market risk) and partially profit or loss (the remaining amount of change in the fair value of the liability). This is unless such a presentation would create, or enlarge, an accounting mismatch, in which case the gains or losses attributable to changes in the credit risk of the liability are also presented in profit or loss. The gains and losses from financial liabilities including the effects of credit risk variance should be recognized in current profit and loss by the Group.

Notes to the Consolidated Financial Statements (Continued)

For the year ended 31 December 2020

(In RMB thousands, unless otherwise stated)

3 SIGNIFICANT ACCOUNTING POLICIES, SIGNIFICANT ACCOUNTING JUDGEMENTS AND ESTIMATES (Continued)

3.1 Significant accounting policies (Continued)

(5) *Financial instruments* (Continued)

(d) *Fair value of financial instruments*

Fair value is the price that would be received to sell an asset or paid to transfer a liability in an orderly transaction between market participants at the measurement date. Fair value measurement is based on the presumption that the transaction to sell the asset or transfer the liability takes place either in the principal market for the asset or liability, or in the absence of a principal market, in the most advantageous market for the asset or liability. The principal or the most advantageous market must be accessible by the Group. The fair value of an asset or a liability is measured using the assumptions that market participants would use when pricing the asset or liability, assuming that market participants act in their economic best interest.

The fair values of quoted financial assets and financial liabilities in active markets are based on current bid prices and ask prices, as appropriate. If there is no active market, the Group establishes fair value by using valuation techniques. These include the use of market approach, income approach and cost approach. When using valuation techniques, unobservable market inputs would not be used unless relevant observable inputs are not available or not practicable to access.

Default Valuation Adjustments (DVA) are applied to the Group's financial liabilities at fair value through profit or loss, and assumes that DVA stay the same before and after the transfer of the liability. DVA refer to risk that enterprises fail to perform the obligation, including but not limited to their own credit risk.

Notes to the Consolidated Financial Statements (Continued)

For the year ended 31 December 2020

(In RMB thousands, unless otherwise stated)

3 SIGNIFICANT ACCOUNTING POLICIES, SIGNIFICANT ACCOUNTING JUDGEMENTS AND ESTIMATES (Continued)

3.1 Significant accounting policies (Continued)

(5) *Financial instruments* (Continued)

(d) *Fair value of financial instruments* (Continued)

The Group uses the following hierarchy for determining and disclosing the fair values of financial assets and financial liabilities based on the inputs used when determining the fair value:

- Level 1: Quoted prices (unadjusted) in active markets for identical assets or liabilities that the entity can access at the measurement date.
- Level 2: Valuation technique using inputs other than quoted prices included within level 1 that are observable for the asset or liability, either directly or indirectly.
- Level 3: Valuation technique using inputs for the asset or liability that is not based on observable market data (unobservable inputs).

The level of fair value measurement depends on the lowest level of input that is significant to the entire fair value measurement.

(e) *Impairment of financial assets*

The Group assesses on a forward-looking basis the ECL associated with its debt instrument assets carried at amortized cost and FVOCI.

ECL is the weighted average of credit losses with the respective risks of a default occurring as the weights. Credit loss is the difference between all contractual cash flows that are due to the Group in accordance with the contract and all the cash flows that the Group expects to receive (i.e. all cash shortfalls), discounted at the original effective interest rate (or credit-adjusted effective interest rate for POCI financial assets).

Notes to the Consolidated Financial Statements (Continued)

For the year ended 31 December 2020

(In RMB thousands, unless otherwise stated)

3 SIGNIFICANT ACCOUNTING POLICIES, SIGNIFICANT ACCOUNTING JUDGEMENTS AND ESTIMATES (Continued)

3.1 Significant accounting policies (Continued)

(5) *Financial instruments* (Continued)

(e) *Impairment of financial assets* (Continued)

The Group measures the ECL of a financial instrument reflects: (i) an unbiased and probability-weighted amount that is determined by evaluating a range of possible outcomes; (ii) the time value of money; and (iii) reasonable and supportable information that is available without undue cost or effort at the reporting date about past events, current conditions and forecasts of future economic conditions.

For financial instruments whose impairment losses are measured using the ECL model, the Group assesses whether their credit risk has increased significantly since their initial recognition, and applies a three-stage impairment model to calculate their impairment allowance and recognize their ECL, as follows:

- Stage 1: The Group measures the loss allowance for a financial instrument at an amount equal to the next 12 months ECL if the credit risk of that financial instrument has not increased significantly since initial recognition.
- Stage 2: The Group measures the loss allowance for a financial instrument at an amount equal to the lifetime ECL if the credit risk of that financial instrument has increased significantly since initial recognition, but is not yet deemed to be credit-impaired.
- Stage 3: The Group measures the loss allowance for a financial instrument at an amount equal to the lifetime ECL if the financial instrument is credit-impaired.

Notes to the Consolidated Financial Statements (Continued)

For the year ended 31 December 2020

(In RMB thousands, unless otherwise stated)

3 SIGNIFICANT ACCOUNTING POLICIES, SIGNIFICANT ACCOUNTING JUDGEMENTS AND ESTIMATES (Continued)

3.1 Significant accounting policies (Continued)

(5) *Financial instruments* (Continued)

(e) *Impairment of financial assets* (Continued)

The Group applies the impairment requirements for the recognition and measurement of credit loss allowance for debt instruments that are measured at FVOCI. The loss allowance is recognized in OCI and the impairment loss is recognized in profit or loss, and it should not reduce the carrying amount of the financial asset in the statement of financial position.

The Group has measured the loss allowance for a financial instrument at an amount equal to the lifetime ECL in the previous reporting period, but determines to measure it at an amount equal to the next 12 months ECL at the current reporting date since the credit risk of that financial instrument has increased significantly since initial recognition is no longer met, and the amount of ECL reversal is recognized in profit or loss, except for POCI financial assets.

(f) *Derivative financial instruments*

Derivative financial instruments are initially recognized at fair value on the date a derivative contract is entered into and are subsequently remeasured at their fair value. Derivatives are recognized as assets when the fair value is positive and as liabilities when the fair value is negative.

The changes on fair value of derivative financial instruments are directly recognized in the consolidated income statement. The difference between fair value and carrying amount is recognized as investment income when disposing.

Notes to the Consolidated Financial Statements (Continued)

For the year ended 31 December 2020

(In RMB thousands, unless otherwise stated)

3 SIGNIFICANT ACCOUNTING POLICIES, SIGNIFICANT ACCOUNTING JUDGEMENTS AND ESTIMATES (Continued)

3.1 Significant accounting policies (Continued)

(5) *Financial instruments* (Continued)

(g) *Derecognition of Financial Instruments*

A financial asset is derecognized, when one of the following criteria is satisfied: (i) the contractual rights to receive cash flows from the assets have expired; (ii) the Group has transferred substantially all the risks and rewards of ownership of the financial asset; (iii) the Group has neither transferred nor retained substantially all the risks and rewards of ownership of the financial asset, but has not retained control.

When equity financial assets designated as at FVOCI are derecognized, the cumulative gain or loss previously recognized in OCI is reclassified to retained earnings. When other financial assets are derecognized, the cumulative gain or loss previously recognized in OCI is reclassified from equity to profit or loss and recognized in "Net investment gains".

A financial liability is derecognized when it is wholly or partly extinguished, that is when the obligation is wholly or partly discharged. Fair value gains and losses are charged to profit or loss. When financial liabilities designated as at FVPL are derecognized, cumulative gains and losses are subsequently reclassified from other comprehensive income to retained earnings.

(h) *Offsetting financial instruments*

Financial assets and liabilities are offset and the net amount is reported in the consolidated statement of financial position when there is a current legally enforceable right to set off the recognized amounts and there is an intention to settle on a net basis, or realize the asset and settle the liability simultaneously. Otherwise, financial assets and financial liabilities are reported separately.

Notes to the Consolidated Financial Statements (Continued)

For the year ended 31 December 2020

(In RMB thousands, unless otherwise stated)

3 SIGNIFICANT ACCOUNTING POLICIES, SIGNIFICANT ACCOUNTING JUDGEMENTS AND ESTIMATES (Continued)

3.1 Significant accounting policies (Continued)

(6) Leases

(a) Initial measurement of the right-of-use asset and lease liability

Initial measurement of the right-of-use asset

The right-of-use asset is defined as the right of underlying assets in the lease term for the Group as a lessee. The lease term is defined as the non-cancellable period of the lease for the Group as a lessee.

At the commencement date, a lessee shall measure the right-of-use asset at cost. The cost of the right-of-use asset shall comprise:

- (a) the amount of the initial measurement of the lease liability;
- (b) any lease payments made at or before the commencement date, less any lease incentives received;
- (c) any initial direct costs incurred by the lessee; and
- (d) an estimate of costs to be incurred by the lessee in dismantling and removing the underlying asset, restoring the site on which it is located or restoring the underlying asset to the condition required by the terms and conditions of the lease.

Notes to the Consolidated Financial Statements (Continued)

For the year ended 31 December 2020

(In RMB thousands, unless otherwise stated)

3 SIGNIFICANT ACCOUNTING POLICIES, SIGNIFICANT ACCOUNTING JUDGEMENTS AND ESTIMATES (Continued)

3.1 Significant accounting policies (Continued)

(6) Leases (Continued)

(a) Initial measurement of the right-of-use asset and lease liability (Continued)

Initial measurement of the right-of-use asset (Continued)

Initial direct costs are defined as incremental costs. Incremental costs would not have been incurred if a lease had not been obtained.

Initial measurement of the lease liability

At the commencement date, a lessee shall measure the lease liability at the present value of the lease payments that are not paid at that date.

The lease payments shall be discounted using the interest rate implicit in the lease, if that rate can be readily determined. If that rate cannot be readily determined, the lessee shall use the lessee's incremental borrowing rate.

The lessee uses as the discount rate the interest rate implicit in the lease – this is the rate of interest that causes the present value of lease payments and the unguaranteed residual value to equal the sum of the fair value of the underlying asset and any initial direct costs of the lessor.

The incremental borrowing rate is defined as the rate of interest that a lessee would have to pay to borrow, over a similar term and with a similar security, the funds necessary to obtain an asset of a similar value to the cost of the right-of-use asset in a similar economic environment.

Notes to the Consolidated Financial Statements (Continued)

For the year ended 31 December 2020

(In RMB thousands, unless otherwise stated)

3 SIGNIFICANT ACCOUNTING POLICIES, SIGNIFICANT ACCOUNTING JUDGEMENTS AND ESTIMATES (Continued)

3.1 Significant accounting policies (Continued)

(6) *Leases* (Continued)

(b) *Subsequent measurement of the right-of-use asset and lease liability*

Subsequent measurement of the right-of-use asset

At the commencement date, the Group as a lessee shall measure the right-of-use asset at cost and apply the depreciation requirements in IAS 16 Property, Plant and Equipment in depreciating the right-of-use asset. If the lease transfers ownership of the underlying asset to the lessee by the end of the lease term, the lessee shall depreciate the right-of-use asset from the commencement date to the end of the useful life of the underlying asset. Otherwise, the lessee shall depreciate the right-of-use asset from the commencement date to the earlier of the end of the useful life of the right-of-use asset or the end of the lease term.

Subsequent measurement of the lease liability

After the commencement date, the Group shall recognise interest on the lease liability in profit or loss. Interest on the lease liability in each period during the lease term shall be the amount that produces a constant periodic rate of interest on the remaining balance of the lease liability.

(c) *Recognition of short-term leases and leases of low value assets*

Short-term leases are leases with a lease term of 12 months from the commencement date or less. Leases of low value assets are the underlying assets are of low value when new. The right-of-use asset and lease liability are not recognized by the Group for short-term leases and leases of low value assets.

Notes to the Consolidated Financial Statements (Continued)

For the year ended 31 December 2020

(In RMB thousands, unless otherwise stated)

3 SIGNIFICANT ACCOUNTING POLICIES, SIGNIFICANT ACCOUNTING JUDGEMENTS AND ESTIMATES (Continued)

3.1 Significant accounting policies (Continued)

(7) *Reverse repurchase agreements and financial assets sold under repurchase agreements*

Financial assets transferred as collateral in connection with repurchase agreements, involving fixed repurchase dates and prices, are not derecognized. They continue to be recorded as original financial assets before transferred. The corresponding liability is included in financial assets sold under repurchase agreements.

Consideration paid for financial assets held under agreements to resell are recorded as reverse repurchase agreements, the related collateral accepted is not recognized in the consolidated financial statements.

The difference between the purchase and resale consideration, and that between the sale and repurchase consideration, is amortized over the period of the respective transaction using the effective interest method and is recognized through profit or loss.

(8) *Margin financing and securities lending services*

Margin financing and securities lending services refer to the lending of funds by the Group to clients for purchase of securities, or lending of securities by the Group to clients for securities selling, for which the clients provide the Group with collateral.

The Group recognizes margin accounts at initial recognition, and recognizes interest income accordingly. Securities lent are not derecognized, but still accounted for as the original financial assets, and interest income is recognized accordingly.

Securities trading on behalf of margin financing and securities lending clients are accounted for as securities brokerage services.

Notes to the Consolidated Financial Statements (Continued)

For the year ended 31 December 2020

(In RMB thousands, unless otherwise stated)

3 SIGNIFICANT ACCOUNTING POLICIES, SIGNIFICANT ACCOUNTING JUDGEMENTS AND ESTIMATES (Continued)

3.1 Significant accounting policies (Continued)

(9) Fiduciary wealth management

The Group's fiduciary wealth management business includes targeted asset management, collective asset management and specified asset management. The Group keeps separate accounting records for each of these investment schemes, and periodically reconciles the accounting and valuation results of each scheme with the custodians.

(10) Associates

Associates are all entities over which the Group has significant influence. Significant influence is the power to participate in the financial and operating policy decisions of the investee, but is not control or joint control over those policies.

The Group's investments in associates are stated in the consolidated statement of financial position at the Group's share of net assets under the equity method of accounting. The Group's share of the post-acquisition results and reserves of associates is included in the consolidated income statement and consolidated reserves, respectively. Unrealized gains and losses resulting from transactions between the Group and its associates are eliminated to the extent of the Group's investments in the associates.

(11) Investment properties

Investment properties comprise real estate properties for the purpose of earning rental income and/or for capital appreciation, including buildings that have been leased out.

The Group's investment properties are accounted for using the cost model. The initial recognition and subsequent measurement of buildings and properties that are leased out are accounted for using the same measurement and depreciation methods as those for property, plant and equipment.

Notes to the Consolidated Financial Statements (Continued)

For the year ended 31 December 2020

(In RMB thousands, unless otherwise stated)

3 SIGNIFICANT ACCOUNTING POLICIES, SIGNIFICANT ACCOUNTING JUDGEMENTS AND ESTIMATES (Continued)

3.1 Significant accounting policies (Continued)

(12) Property, plant and equipment

(a) Recognition criteria for property, plant and equipment

Property, plant and equipment refer to tangible assets held and controlled by the Group that the Group expects to use for more than one year for using in the supply of services or for administrative purpose. An asset is recognized as property, plant and equipment only if the following criteria are both satisfied:

- (i) It is highly probable that future economic benefits associated with the property, plant and equipment will flow to the Group;
- (ii) The cost of the asset can be measured reliably.

(b) Property, plant and equipment initially measured at cost

Cost of an item of purchased property, plant and equipment comprises purchase price, tax and any costs directly attributable to bringing the asset to the condition necessary for its intended use and it includes transportation costs, installation and assembly costs, and professional service fees.

Expenditure incurred after the property, plant and equipment have been put into operation, such as repairs and maintenance expenditure are recognized in the profit or loss as incurred. Depreciation of property, plant and equipment is calculated on the straight-line basis monthly.

Notes to the Consolidated Financial Statements (Continued)

For the year ended 31 December 2020

(In RMB thousands, unless otherwise stated)

3 SIGNIFICANT ACCOUNTING POLICIES, SIGNIFICANT ACCOUNTING JUDGEMENTS AND ESTIMATES (Continued)

3.1 Significant accounting policies (Continued)

(12) Property, plant and equipment (Continued)

(b) Property, plant and equipment initially measured at cost (Continued)

Estimated useful life, depreciation rate and estimated residual value of each item of property, plant and equipment which are required by the operation of the Group are as follows:

Types of property plant and equipment	Estimated useful life	Monthly depreciation rate	Estimated residual value
Properties and buildings	35 years	2.262%	5%
Electronic devices	2 to 5 years	1.667%-4.167%	0%
Transportation vehicles	5 years	1.617%	3%
Communication equipment	5 years	1.617%	3%
Office equipment	3 years	2.778%	0%
Security equipment	5 years	1.617%	3%
Others	5 years	1.617%	3%

The years that the property, plant and equipment were already in use were excluded when determining the estimated useful lives of these types of the property, plant and equipment. The estimated useful life, the estimated residual value and the depreciation method of each type of the property, plant and equipment are reviewed, and adjusted if appropriate, at each financial year end. Gains and losses on disposal of property, plant and equipment, the costs of disposal and taxes in connection with such disposal are considered in the determination of the estimated residual value.

Notes to the Consolidated Financial Statements (Continued)

For the year ended 31 December 2020

(In RMB thousands, unless otherwise stated)

3 SIGNIFICANT ACCOUNTING POLICIES, SIGNIFICANT ACCOUNTING JUDGEMENTS AND ESTIMATES (Continued)

3.1 Significant accounting policies (Continued)

(12) *Property, plant and equipment* (Continued)

(c) *Construction in progress*

Costs of construction in progress are determined based on the actual expenditure incurred which include all necessary expenditure incurred during the construction period, borrowing costs eligible for capitalization and other costs incurred to bring the asset to its intended use.

Items classified as construction in progress are transferred to property, plant and equipment when such assets are ready for their intended use.

(13) *Intangible assets*

Intangible assets are recognized only when it is probable that future economic benefits associated with the item will flow to the Group and the cost of the item can be measured reliably, and measured initially at cost. Intangible assets acquired from business combination and their fair value can be measured reliably are recognized as intangible assets individually and measured at their fair value as at date of combination.

Useful lives of intangible assets are determined as the period that the assets are expected to generate economic benefits for the Group, and when there is no foreseeable limit on the period of time over which the asset is expected to generate economic benefits for the Group, the intangible assets are regarded as having indefinite useful life.

Intangible assets with finite useful lives shall be amortized on a straight-line basis over the useful period. The useful lives and amortization method of the intangible assets with finite useful lives shall be reviewed by the Group at least at each financial year end, and adjusted as appropriate. The residual value of an intangible asset with a finite useful life shall be assumed to be zero unless there is a commitment by a third party to purchase the asset at the end of its useful life, or there is an active market for the asset, where residual value can be determined by reference to that market; and it is probable that such a market will exist at the end of the asset's useful life.

Notes to the Consolidated Financial Statements (Continued)

For the year ended 31 December 2020

(In RMB thousands, unless otherwise stated)

3 SIGNIFICANT ACCOUNTING POLICIES, SIGNIFICANT ACCOUNTING JUDGEMENTS AND ESTIMATES (Continued)

3.1 Significant accounting policies (Continued)

(13) *Intangible assets* (Continued)

Trading seat rights at Shanghai and Shenzhen Stock Exchanges are amortized over 10 years (subject to any changes in industry rules subsequently issued) and charged to the consolidated income statement. Outsourcing software is amortized over 5 years. Self-developed software, patents, non-patents, trade mark right, client relationship and other intangible assets are amortized over their useful lives.

Intangible assets with indefinite useful lives need to be assessed for impairment no matter if there is any impairment evidence. These assets need not to be amortized, and their useful lives shall be reviewed during every accounting period. If there is any evidence to support that the useful lives are definite, these intangible assets shall apply the policies of intangible assets with definite useful lives.

(14) *Long-term pre-paid expense*

Improvement expenses on property, plant and equipment under operating leases are amortized on a straight-line basis over the shorter of the contractual lease terms and 5 years, while long-term pre-paid expenses are amortized on a straight-line basis over their respective benefit periods but no longer than 10 years.

(15) *Revenue*

An entity should determine at contract inception whether control of a good or service is transferred over time or at a point in time. The determination should depict the transfer of benefits to the customer and should be evaluated from the customer's perspective.

Notes to the Consolidated Financial Statements (Continued)

For the year ended 31 December 2020

(In RMB thousands, unless otherwise stated)

3 SIGNIFICANT ACCOUNTING POLICIES, SIGNIFICANT ACCOUNTING JUDGEMENTS AND ESTIMATES (Continued)

3.1 Significant accounting policies (Continued)

(15) Revenue (Continued)

An entity should first assess whether the performance obligation is satisfied with the following criteria over time. If not, the good or service transfers at a point in time.

- (i) The customer concurrently receives and consumes the benefits provided by the entity's performance as the entity performs.
- (ii) The entity's performance creates or enhances a customer-controlled assets.
- (iii) The entity's performance does not create an asset with an alternative use and the entity has a right to payment for performance completed to date.

Where performance of a single service contract takes place over time, revenue should be recognized as performance takes place, excluding the stage of performance cannot be determined.

An entity that cannot reasonably measure the outcome of a performance obligation, but expects to recover the costs incurred, should recognize revenue only to the extent of the cost until a reliable measure of progress can be made.

Notes to the Consolidated Financial Statements (Continued)

For the year ended 31 December 2020

(In RMB thousands, unless otherwise stated)

3 SIGNIFICANT ACCOUNTING POLICIES, SIGNIFICANT ACCOUNTING JUDGEMENTS AND ESTIMATES (Continued)

3.1 Significant accounting policies (Continued)

(15) Revenue (Continued)

An entity will recognize revenue at a point in time (when control transfers) for performance obligation that meet the criteria for recognition of revenue at a point in time:

- Revenue from underwriting services is recognized when the control of the underwriting services is provided to the client. The revenue is usually recognized upon completion of the offering.
- Revenue from the securities brokerage services is recognized on the date of the securities transaction.
- Revenue from asset management services is recognized when management services are provided in accordance with the asset management contract.
- Revenues from other businesses, including investment banking advisory and sponsoring services are recognized when the contractual obligations are fulfilled.

Interest income of debt investments at amortized costs and FVOCI, is measured by carrying amount and effective interest rate. Interest income of credit impaired financial assets are measured by amortized cost and effective interest rate. Net gains of holding period from financial investments at FVPL is measured as “Net investment gains”.

Notes to the Consolidated Financial Statements (Continued)

For the year ended 31 December 2020

(In RMB thousands, unless otherwise stated)

3 SIGNIFICANT ACCOUNTING POLICIES, SIGNIFICANT ACCOUNTING JUDGEMENTS AND ESTIMATES (Continued)

3.1 Significant accounting policies (Continued)

(16) Income tax

Income tax comprises current tax and deferred income tax. Current tax is the amount of current income tax payable calculated based on current taxable income. Taxable income is calculated based on the adjustment to the current year pre-tax accounting profit according to the applicable tax laws.

For current income tax liabilities or current income tax assets generated from the current and prior periods, the expected income tax payable or the income tax deduction is calculated according to the applicable tax laws.

The Group measures deferred income tax using the liability method on temporary differences arising between the carrying amount of an asset or liability at the end of the reporting period and its tax base.

All taxable temporary differences are recognized as deferred income tax liabilities, except:

- (i) The deferred income tax liability arises from the initial recognition of goodwill or of an asset or liability in a transaction that is not a business combination and, at the time of the transaction, affects neither the accounting profit nor taxable income or deductible expenses; and
- (ii) In respect of taxable temporary differences associated with investments in subsidiaries, associates and joint ventures, when the timing of the reversal of the temporary differences can be controlled and it is probable that the temporary differences will not be reversed in the foreseeable future.

Notes to the Consolidated Financial Statements (Continued)

For the year ended 31 December 2020

(In RMB thousands, unless otherwise stated)

3 SIGNIFICANT ACCOUNTING POLICIES, SIGNIFICANT ACCOUNTING JUDGEMENTS AND ESTIMATES (Continued)

3.1 Significant accounting policies (Continued)

(16) *Income tax* (Continued)

Deferred income tax assets are recognized for all deductible temporary differences, the carry forward of unused tax credits and any unused tax losses. Deferred tax assets are recognized to the extent that it is probable that taxable profit will be available against which the deductible temporary differences, the carry forward of unused tax credits and unused tax losses can be utilized, except:

- (i) The deferred income tax asset relating to the deductible temporary differences arises from the initial recognition of an asset or liability in a transaction that is not a business combination and, at the time of the transaction, affects neither the accounting profit nor taxable income or deductible expenses; and
- (ii) In respect of deductible temporary differences associated with investments in subsidiaries, associates and joint ventures, deferred income tax assets are recognized only to the extent that it is probable that the temporary differences will be reversed in the foreseeable future and taxable profit will be available against which the temporary differences can be utilised.

Deferred income tax assets and deferred income tax liabilities are measured at the tax rates that are expected to apply to the period when the asset is realized or the liability is settled, based on tax rates (and tax laws) that have been enacted or substantively enacted by the end of each reporting period and reflect the corresponding tax effect.

Notes to the Consolidated Financial Statements (Continued)

For the year ended 31 December 2020

(In RMB thousands, unless otherwise stated)

3 SIGNIFICANT ACCOUNTING POLICIES, SIGNIFICANT ACCOUNTING JUDGEMENTS AND ESTIMATES (Continued)

3.1 Significant accounting policies (Continued)

(16) *Income tax* (Continued)

The carrying amount of deferred income tax assets is reviewed at the end of each reporting period and reduced to the extent that it is no longer probable that sufficient taxable income will be available to allow all or part of the deferred income tax asset to be utilized. When it is virtually probable that sufficient taxable income will be available, the reduced amount will be reversed accordingly.

Deferred tax assets and liabilities are offset:

- (i) when there is a legally enforceable right to set off deferred tax assets against deferred tax liabilities; and
- (ii) when they relate to income taxes levied by the same taxation authority and the Group intends to settle its current tax assets and liabilities on a net basis.

(17) *Employee compensation*

Employee compensation refers to all forms of consideration and other related expenditure given or incurred by the Group in exchange for services rendered by employees or compensate for the termination of labour contract. The compensation payable is recognized as liability in the accounting period of services provided by employee. The employee compensation comprises of short-term compensation, post-employment welfare, termination benefits, and other long-term employee welfares.

Short-term compensation comprises of staff salaries, bonus, allowances, and subsidies, as well as social insurance expenses including employee welfare, medical insurance charge, work-related injury insurance charge, and maternity insurance and also covers housing funds, labour union expenses, personnel education expenses, short-term paid leave, short-term profit-sharing plan, non-monetary welfare and other short-term compensations.

Notes to the Consolidated Financial Statements (Continued)

For the year ended 31 December 2020

(In RMB thousands, unless otherwise stated)

3 SIGNIFICANT ACCOUNTING POLICIES, SIGNIFICANT ACCOUNTING JUDGEMENTS AND ESTIMATES (Continued)

3.1 Significant accounting policies (Continued)

(17) *Employee compensation* (Continued)

Post-employment welfare plans refer to agreements reached with employees or policies and measures established by the Group in relation to post-employment welfare. The defined contribution plans refer to post-employment welfare plans in which the Group pays contribution to an independent fund and the Group has no further payment obligation.

(18) *Government grants*

Government grants are recognized at their fair value where there is reasonable assurance that the grant will be received and all attaching conditions will be complied with. Where the Group receives grants of monetary assets, the grants are recorded at the amount received or receivable. Where the Group receives grants of non-monetary assets, the grants are recorded at the fair value of the non-monetary assets. When fair value cannot be reliably measured, they are recognized at nominal amount.

Government grants for purchasing, building or forming long-term assets in other methods stipulated in government documents are recognized as government grants related to assets. Judgements should be made based on the necessary basic conditions for obtaining the government grants when government documents are unclearly stated. Government grants with purchasing, building or forming long-term assets in other methods as basic condition are recognized as government grants related to assets, whereas the other grants are related to income.

Government grants related to income which are to compensate relevant expenditures or losses in future periods are recognized as deferred income and released into the consolidated income statement during the period when the expense incurs. Government grants that are to compensate the incurred expenses or losses are recognized into profit or loss directly. Government grants related to assets are recognized as deferred income, and released to profit or loss over the expected useful life of the relevant assets by equal annual instalments. Government grants measured at nominal amount are recorded in the consolidated income statement directly.

Notes to the Consolidated Financial Statements (Continued)

For the year ended 31 December 2020

(In RMB thousands, unless otherwise stated)

3 SIGNIFICANT ACCOUNTING POLICIES, SIGNIFICANT ACCOUNTING JUDGEMENTS AND ESTIMATES (Continued)

3.1 Significant accounting policies (Continued)

(19) Impairment

The Group assesses impairment of assets other than deferred tax assets and financial assets as follows:

The Group assesses at each financial reporting date whether there is any indication that assets are impaired. When any such indication exists, the Group estimates the recoverable amount and assesses impairment allowance. For goodwill acquired from business combination and intangible assets with indefinite useful life, no matter there is objective evidence of impairment or not, impairment should be assessed at each annual financial reporting date. Impairment for intangible assets not readily for use is also assessed annually.

The recoverable amount is the higher of an asset's fair value less costs of disposal and the present value of the estimated future cash flow expected to be derived from the asset. The Group estimates the recoverable amount on the basis of individual asset. When it is difficult to estimate the recoverable amount individually, the recoverable value of the cash generating units which the asset belongs to will be estimated. The recognition of a group of assets shall base on whether the main cash flow generated by the group of assets is independent from those generated by other assets or groups of assets.

When recoverable amounts of assets or groups of assets are lower than their carrying amounts, the Group reduces the carrying amount to recoverable amount. The reduced amounts are recognized in the consolidated income statement and corresponding allowances are made.

For impairment test of goodwill, goodwill acquired in a business combination is, from the acquisition date, allocated to each of the Group's cash-generating units, or groups of cash-generating units when being unable to be allocated to each of the cash-generating units. Cash-generating units or groups of cash-generating units refer to those that can benefit from the synergies of the combination and are not larger than the reportable segment determined by the Group.

Notes to the Consolidated Financial Statements (Continued)

For the year ended 31 December 2020

(In RMB thousands, unless otherwise stated)

3 SIGNIFICANT ACCOUNTING POLICIES, SIGNIFICANT ACCOUNTING JUDGEMENTS AND ESTIMATES (Continued)

3.1 Significant accounting policies (Continued)

(19) Impairment (Continued)

When performing impairment test for the (groups of) cash-generating unit to which goodwill is allocated, if there is indication of impairment, the Group firstly tests the (groups of) cash-generating unit excluding goodwill, calculates the recoverable amount and recognizes relevant impairment losses. The Group then tests the (groups of) cash-generating units including goodwill, and compares the carrying amount and recoverable amount. If the carrying amount exceeds the recoverable amount, the amount of impairment loss is firstly deducted from the carrying amount of goodwill allocated to the (groups of) cash-generating unit, and then from the carrying amount of each of other assets (other than goodwill) within the (groups of) cash-generating unit, on pro rata basis.

Once the loss of impairment of the above-mentioned assets has been recognized, it will not be reversed in the future accounting period.

(20) Related parties

If a party has the power to control, jointly control or exercise significant influence over another party, or vice versa, or where the Group and one or more parties are subject to common control or joint control from another party, they are considered to be related parties.

A party is considered to be related to the Group if:

- (a) the party is a person or a close member of that person's family and that person:
 - (i) has control or joint control over the Group;
 - (ii) has significant influence over the Group; or
 - (iii) is a member of the key management personnel of the Group or of a parent of the Group;

Notes to the Consolidated Financial Statements (Continued)

For the year ended 31 December 2020

(In RMB thousands, unless otherwise stated)

3 SIGNIFICANT ACCOUNTING POLICIES, SIGNIFICANT ACCOUNTING JUDGEMENTS AND ESTIMATES (Continued)

3.1 Significant accounting policies (Continued)

(20) *Related parties* (Continued)

- (b) the party is an entity where any of the following conditions applies:
 - (i) the entity and the Group are members of the same group;
 - (ii) one entity is an associate or joint venture of the other entity (or of a parent, subsidiary or fellow subsidiary of the other entity);
 - (iii) the entity and the Group are joint ventures of the same third party;
 - (iv) one entity is a joint venture of a third entity and other entity is an associate of the third entity;
 - (v) the entity is a post-employment benefit plan for the benefit of employees of either the Group or an entity related to the Group;
 - (vi) the entity is controlled or jointly controlled by a person identified in (a); and
 - (vii) a person identified in (a)(i) has significant influence over the entity or is a member of the key management personnel of the entity (or of a parent of the entity).

Notes to the Consolidated Financial Statements (Continued)

For the year ended 31 December 2020

(In RMB thousands, unless otherwise stated)

3 SIGNIFICANT ACCOUNTING POLICIES, SIGNIFICANT ACCOUNTING JUDGEMENTS AND ESTIMATES (Continued)

3.1 Significant accounting policies (Continued)

(21) Contingencies

The obligation pertinent to contingencies shall be recognized as provisions when the following conditions are satisfied concurrently:

- the obligation is a present obligation of the Group;
- the obligation is probable to cause a future outflow of resources from the Group as a result of performance of the obligation; and
- the amount of the obligation can be reliably measured.

The amount of a provision is initially measured in accordance with the best estimate of the necessary expenses for the performance of the current obligation. To determine the best estimate, the Group takes into full consideration of risks, uncertainty, time value of money and other factors pertinent to the contingencies. The Group reviews the book value of the provisions at each balance sheet date. If there is substantial evidence that the amount of provisions cannot reflect the current best estimate, the Group will adjust the amount in accordance with the current best estimate.

A contingent liability is a possible obligation that arises from past events and whose existence will be confirmed only by the occurrence or non-occurrence of one or more uncertain future events not wholly within the control of the entity; or, a present obligation that arises from past events but it is not probable that an outflow of resources embodying economic benefits will be required to settle the obligation; or the amount of the obligation cannot be measured with sufficient reliability.

Notes to the Consolidated Financial Statements (Continued)

For the year ended 31 December 2020

(In RMB thousands, unless otherwise stated)

3 SIGNIFICANT ACCOUNTING POLICIES, SIGNIFICANT ACCOUNTING JUDGEMENTS AND ESTIMATES (Continued)

3.1 Significant accounting policies (Continued)

(22) *Perpetual bonds*

Perpetual bonds issued by the Group, which satisfied with the following criteria are classified as equity instruments:

- (i) Financial instruments exclude those are settled on a net basis in cash (or other financial assets);
- (ii) Financial instruments must or can be settled on own equity: (a) For non-derivative contracts, they exclude those are settled gross by delivery of a variable number of own shares; (b) Derivative contracts that result in the delivery of a fixed amount of cash or other financial assets for a fixed number of an entity's own equity instruments.

Dividends for the perpetual bonds, which are classified as equity instruments, are accounted for as profit distribution.

(23) *Profit distribution*

After-tax profit for the year is firstly applied to make up for the losses of previous years. Secondly, the Company sets aside 10% of after-tax profit for a statutory surplus reserve, 10% of after-tax profit for a general risk reserve, and according to the requirements of the CSRC, sets aside 10% of after-tax profit for a transaction risk reserve. In addition, with the approval from the Annual General Meeting, the Company may appropriate certain proportions of net profit for a discretionary surplus reserve after setting aside the statutory surplus reserve. The remaining after-tax profit is distributed according to the resolution approved at the Annual General Meeting. If the aggregate balance of the statutory reserve has reached 50% of the Company's registered capital, appropriation for the statutory reserve is no longer mandatory.

General risk reserve and transaction risk reserve sets aside by the Company are used to make up for any losses arising from securities transactions. The Company's reserve funds are used to make up for any losses of the Company, expand the Company's business or as additional capital of the Company. However, capital reserve cannot be used to make up for the Company's losses. When the statutory reserve funds are converted to capital, the balance of the statutory reserve funds cannot be less than 25% of the Company's registered capital.

Notes to the Consolidated Financial Statements (Continued)

For the year ended 31 December 2020

(In RMB thousands, unless otherwise stated)

3 SIGNIFICANT ACCOUNTING POLICIES, SIGNIFICANT ACCOUNTING JUDGEMENTS AND ESTIMATES (Continued)

3.1 Significant accounting policies (Continued)

(23) Profit distribution (Continued)

Dividends proposed by the directors are not deducted from equity, until they have been approved by the ordinary equity holders in the Annual General Meeting. When these dividends have been approved by the ordinary equity holders, they are recognized as a liability.

3.2 Significant accounting judgements and estimates

During the preparation of the Group's financial statements, management will make judgements, estimates and assumptions about the impact of future uncertainties on revenue, expenses, assets and liabilities, and disclosure of contingent liabilities. At the end of the reporting period, management made the following judgements and main assumptions on major future uncertainties, which might lead to adjustments in the book value of assets and liabilities.

(1) Measurement of the expected credit loss allowance

The measurement of the expected credit loss ("ECL") allowance for debt instruments, including investments in financial assets measured at amortized cost and FVOCI is an area that requires the use of models and assumptions about future economic conditions and credit behavior of the client (such as the likelihood of customers defaulting and the resulting losses).

A number of significant judgements are also required in applying the accounting requirements for measuring ECL, such as:

- Selection of the appropriate models and determination of relevant key measurement parameters;
- Criteria for determining whether or not there was a significant increase in credit risk, or a default or impairment loss was incurred;
- Determination of forward-looking measurements and weightings; and
- The estimated future cash flows for the financial assets classified under Stage 3.

Notes to the Consolidated Financial Statements (Continued)

For the year ended 31 December 2020

(In RMB thousands, unless otherwise stated)

3 SIGNIFICANT ACCOUNTING POLICIES, SIGNIFICANT ACCOUNTING JUDGEMENTS AND ESTIMATES (Continued)

3.2 Significant accounting judgements and estimates (Continued)

(1) *Measurement of the expected credit loss allowance* (Continued)

Inputs, assumptions and estimation techniques

ECL are the discounted product of probability of default having considered the forward-looking impact, exposure at default, and loss given default.

Forward – looking information incorporated in the ECL model

A pervasive concept in measuring ECL in accordance with IFRS9 is that it should consider forward-looking information. The assessment of SICR and the calculation of ECL both incorporated forward-looking information. The Group has performed historical data and identified the key economic variables impacting credit risk and ECL for each financial instrument portfolio. These economic variables and their associated impact on the probability of default (“PD”) vary by product type. The impact of these economic variables on the PD has been determined by performing statistical regression analysis to understand the impact changes in these variables have had historically on default rates.

Details of the significant accounting judgements and estimates above please refer to Note 53.1.

Notes to the Consolidated Financial Statements (Continued)

For the year ended 31 December 2020

(In RMB thousands, unless otherwise stated)

3 SIGNIFICANT ACCOUNTING POLICIES, SIGNIFICANT ACCOUNTING JUDGEMENTS AND ESTIMATES (Continued)

3.2 Significant accounting judgements and estimates (Continued)

(2) Classification of financial assets

When the Group determines the classification of financial assets, a number of significant judgements in the business model and the contractual cash flow characteristics of the financial assets are required. Factors considered by the Group in determining the business model for a group of financial assets include past experience on how the cash flows for these assets were collected, how the asset's performance is evaluated and reported to key management personnel, how risks are assessed and managed and how managers are compensated.

When the Group assesses whether the contractual cash flows of the financial assets are consistent with basic lending arrangements, the main judgements are described as below: whether the principal amount may change over the life of the financial asset (for example, if there are prepayment of principal); whether the interest includes only consideration for the time value of money, credit risk, other basic lending risks and a profit margin and cost, associated with holding the financial asset for a particular period of time.

(3) Fair Value of financial instruments

For financial instruments where there is a lack of active market, the Group uses valuation methods to determine its fair value. Valuation methods include referring to the transaction price determined when fair transactions are conducted between economic entities with complete information and willingness to buy and sell in the market, referring to the fair value of another similar financial instrument in the market, or using discount cash flow analysis and option pricing model to estimate. Valuation methods maximize the use of observable market information. However, when observable market information is unavailable, management will estimate the significant non-observable information included in the valuation methods.

Notes to the Consolidated Financial Statements (Continued)

For the year ended 31 December 2020

(In RMB thousands, unless otherwise stated)

3 SIGNIFICANT ACCOUNTING POLICIES, SIGNIFICANT ACCOUNTING JUDGEMENTS AND ESTIMATES (Continued)

3.2 Significant accounting judgements and estimates (Continued)

(4) *Income tax*

The Group needs to make a judgement on future tax treatment of certain transactions to confirm income tax. In accordance with relevant tax regulations, the Group carefully evaluates the impact of income tax on transactions and accordingly calculates income tax. The deferred income tax assets can only be recognized when there is a possibility of future taxable profits and can be used to offset the temporary differences. This requires a major judgement on the tax treatment of certain transactions and a significant estimate of the possibility of having sufficient future taxable profits to offset deferred income tax assets.

(5) *Consolidation of structured entities*

Management needs to make significant judgements on whether to control and consolidate structured entities, confirming whether it will affect accounting treatment and the financial situation and operating results of the Group.

In assessing control, the Group needs to consider: 1) the power of the investor to the investee; 2) the variable return enjoyed by the investee in the relevant activities; and 3) the ability to use the power of the investee to influence the amount of its return. If one or more of the three control elements mentioned above change, the Group will reassess whether control still exists.

In judging whether the Group controls the structured entities, it also needs to consider whether the Group's decision-making behavior is carried out as a principal or as an agent. Considerations usually include the scope of decision-making power of the Group to the structured entities, the substantive rights enjoyed by other parties, the level of remuneration of the Group, and the risk that the Group bears variable returns for holding other interests of the structured entities.

Notes to the Consolidated Financial Statements (Continued)

For the year ended 31 December 2020

(In RMB thousands, unless otherwise stated)

4 TAXATION

According to relevant PRC tax policies, the most significant categories of taxes to which the Group is currently subjected are as follows:

(1) Income tax

From 1 January 2008, the “Enterprise Income Tax Law of the PRC” and the “Regulations on the Implementation of Enterprise Income Tax Law of the PRC” became effective for the Company and its subsidiaries excluding China Futures Co., Ltd. and China Securities (International) Finance Holding Co., Ltd. Income tax computation and payment are governed by the “Announcement of the State Administration of Taxation on Printing and Distributing Administrative Measures for Collection of Consolidated Payments of Enterprise Income Tax by Enterprises with Multi-Location Operations” (Public Notice of the State Administration of Taxation [2012] No. 57). The PRC Enterprise income tax rate applicable to the Company is 25%.

In accordance with Explanation on Implementation of Tax Preferential Treatments concerning Western China Development Strategy issued by local taxation bureau in Yuzhong District, Chongqing City, the applicable income tax rates for China Futures Co., Ltd. is 15%.

The income tax rate for China Securities (International) Finance Holding Co., Ltd. is 16.5%.

Notes to the Consolidated Financial Statements (Continued)

*For the year ended 31 December 2020
(In RMB thousands, unless otherwise stated)*

4 TAXATION (Continued)

(2) Value added tax

Pursuant to the “Circular regarding the Comprehensive Implementation of the Pilot Programs for Transformation from Business Taxes to Value-added Taxes (the “VAT Pilot Programs”)” (Cai Shui [2016] No.36), the “Circular regarding Further Clarification of Relevant Policies Applicable to the Financial Sector in the Comprehensive Implementation of the VAT Pilot Programs (Cai Shui [2016] No.46), the “Supplementary Circular regarding VAT Policies Applicable to Transactions between Financial Institutions” (Cai Shui [2016] No.70) issued by the Ministry of Finance (the “MOF”) and the State Administration of Taxation (the “SAT”) of the PRC, effective from 1 May 2016, the Group is subject to value-added taxes on its income from principal businesses at 6%.

In accordance with the “Circular regarding the Value-added Taxes Policies for Financial, Real Estate Development and Education Ancillary and Other Services” (Cai Shui [2016] No.140), the “Supplementary Circular regarding Issues concerning Value-added Taxes Policies for Asset Management Products” (Cai Shui [2017] No.2) and the “Circular on the Relevant Issues concerning Value-added Tax Levied on Asset Management Products” (Cai Shui [2017] No.56), the Group shall pay VAT at rate of 3% for related asset management taxable activities undertaken after 1 January 2018 as the manager of asset management products.

After the implementation of the VAT Pilot Programs, the Group’s related income is presented at value net of its respective VAT in the consolidated income statement.

- (3) Urban maintenance and construction taxes and educational surcharges are charged at 7% and 3% of VAT payable, respectively. In addition, according to the provisions of “Administrative Measures for Collection and Usage of Local Educational Surcharges in Beijing” (Jing Zheng Fa [2011] No.72), since 1 January 2012, the local educational surcharges of the Company’s head office and securities trading department located in Beijing are paid at 2% of the total amount of value-added tax payable.
- (4) Vehicle and vessel taxes, property taxes and stamp duties are levied in accordance with the provisions of the relevant tax laws and regulations.

Notes to the Consolidated Financial Statements (Continued)

For the year ended 31 December 2020

(In RMB thousands, unless otherwise stated)

5 OPERATING SEGMENT INFORMATION

For management purposes, the Group's operating businesses are structured and managed separately according to the nature of their operations and the services they provide. Each of the Group's operating segments represents a strategic business engaged in the following activities.

Investment banking segment: provides investment banking services, including financial advisory, sponsoring, underwriting of equity and debt securities.

Wealth management segment: serves as a brokerage agent for corporate and personal clients in the trading of equity stocks, funds, bonds and futures; and provides margin financing and securities lending services to these clients.

Trading and institutional client services segment: engages in trading of financial products; serves as a brokerage agent for institutional clients (financial institutions) in the trading of equity stocks, funds and bonds, and provides them with margin financing and securities lending; provides services in relation to sales of financial products to institutional clients, and provides specialized research and advisory services to assist their investment decision-making.

Asset management segment: develops asset management products, fund management products services, and private placement offerings, and provides related services through subsidiaries and consolidated structured entities.

Other segment: primarily the treasury function from the head office.

Management monitors the performance and results of these operating segments for considerations of resource allocation and operating decision-making.

Income taxes are managed as a whole and are not allocated to operating segments.

Notes to the Consolidated Financial Statements (Continued)

For the year ended 31 December 2020

(In RMB thousands, unless otherwise stated)

5 OPERATING SEGMENT INFORMATION (Continued)

	Year ended 31 December 2020					Total
	Investment banking	Wealth management	Trading and institutional client services	Asset management	Others	
Segment revenue and other income						
Fee and commission income	6,179,157	4,247,364	1,899,092	1,298,645	–	13,624,258
Interest income	–	4,024,477	2,370,109	11,698	697,369	7,103,653
Net investment gains	–	–	8,271,822	401,500	–	8,673,322
Other income	4,404	33,204	636	24,179	1,256,469	1,318,892
Total revenue and other income	6,183,561	8,305,045	12,541,659	1,736,022	1,953,838	30,720,125
Segment expenses	(2,411,556)	(6,946,137)	(7,045,294)	(683,829)	(1,519,451)	(18,606,267)
Including: Interest expenses	(17,829)	(1,876,917)	(3,754,409)	(94,574)	(29,203)	(5,772,932)
Credit impairment losses	(2,227)	(1,016,516)	(297,518)	(1,266)	(1,323)	(1,318,850)
Impairment losses on other assets	–	–	–	–	(77,324)	(77,324)
Operating profit	3,772,005	1,358,908	5,496,365	1,052,193	434,387	12,113,858
Share of profits and losses of associates	–	–	–	24	11,841	11,865
Profit before income tax	3,772,005	1,358,908	5,496,365	1,052,217	446,228	12,125,723
Income tax expense						(2,589,038)
Net profit for the year						9,536,685
Total assets	646,094	110,472,132	218,287,289	13,106,537	28,716,091	371,228,143
Total liabilities	1,846,134	103,519,021	182,061,174	9,839,494	5,890,873	303,156,696
Other segment information:						
Depreciation and amortization	170,272	161,573	223,331	54,916	34,058	644,150
Capital expenditure	117,909	113,222	165,496	24,349	11,798	432,774

Notes to the Consolidated Financial Statements (Continued)

For the year ended 31 December 2020

(In RMB thousands, unless otherwise stated)

5 OPERATING SEGMENT INFORMATION (Continued)

	Year ended 31 December 2019					Total
	Investment banking	Wealth management	Trading and institutional client services	Asset management	Others	
Segment revenue and other income						
Fee and commission income	3,869,173	2,805,793	875,551	1,082,148	–	8,632,665
Interest income	–	3,654,054	1,860,886	28,477	699,630	6,243,047
Net investment gains	–	–	3,807,339	599,171	–	4,406,510
Other income	3,858	52,578	331	22,167	46,238	125,172
Total revenue and other income	3,873,031	6,512,425	6,544,107	1,731,963	745,868	19,407,394
Segment expenses	(1,741,542)	(5,087,210)	(4,507,611)	(606,111)	(303,574)	(12,246,048)
Including: Interest expenses	(13,275)	(1,777,158)	(2,774,316)	(85,489)	(33,668)	(4,683,906)
Credit impairment (losses)/reversals	(5,041)	68,231	(4,469)	–	709	59,430
Operating profit	2,131,489	1,425,215	2,036,496	1,125,852	442,294	7,161,346
Share of profits and losses of associates	–	–	–	(8,378)	772	(7,606)
Profit before income tax	2,131,489	1,425,215	2,036,496	1,117,474	443,066	7,153,740
Income tax expense						(1,624,092)
Net profit for the year						5,529,648
Total assets	15,488,935	87,014,335	139,656,556	12,514,812	30,994,987	285,669,625
Total liabilities	16,183,468	85,453,116	110,649,632	9,039,119	7,449,556	228,774,891
Other segment information:						
Depreciation and amortization	149,436	165,847	160,601	62,815	33,835	572,534
Capital expenditure	75,797	87,787	84,729	25,809	16,144	290,266

Notes to the Consolidated Financial Statements (Continued)

For the year ended 31 December 2020
(In RMB thousands, unless otherwise stated)

6 FEE AND COMMISSION INCOME

	Year ended 31 December	
	2020	2019
Investment banking income	6,179,157	3,869,173
Brokerage services income	5,998,602	3,557,079
Asset and fund management income	1,298,645	1,082,148
Others	147,854	124,265
Total	<u>13,624,258</u>	<u>8,632,665</u>

7 INTEREST INCOME

	Year ended 31 December	
	2020	2019
Margin financing and securities lending	2,869,330	1,955,265
Bank deposits	2,116,490	1,801,032
Financial assets at fair value through other comprehensive income	1,309,117	1,259,229
Financial assets held under resale agreements	808,716	1,221,991
Financial assets at amortized costs	–	5,530
Total	<u>7,103,653</u>	<u>6,243,047</u>

Notes to the Consolidated Financial Statements (Continued)

For the year ended 31 December 2020

(In RMB thousands, unless otherwise stated)

8 NET INVESTMENT GAINS

	Year ended 31 December	
	2020	2019
Net gains from financial assets at fair value through profit or loss	9,512,034	5,140,331
Net gains from disposal of financial assets at fair value through other comprehensive income	403,282	157,198
Net gains from disposal of financial assets at amortized costs	–	1,088
Dividend income from financial assets at fair value through other comprehensive income	5,320	102,022
Net losses from financial liabilities at fair value through profit or loss	(151,221)	(14,313)
Net losses from derivatives	(754,660)	(472,730)
Net gains attributable to other interest holders of consolidated structured entities	(341,433)	(507,086)
Total	<u>8,673,322</u>	<u>4,406,510</u>

9 OTHER INCOME

	Year ended 31 December	
	2020	2019
Bulk commodity trading income	1,213,145	27,721
Government grants	63,466	50,137
Rental income	16,867	13,790
Gains on disposal of property, plant and equipment	419	334
Net (losses)/gains on foreign exchange	(16,471)	287
Others	41,466	32,903
Total	<u>1,318,892</u>	<u>125,172</u>

Notes to the Consolidated Financial Statements (Continued)

For the year ended 31 December 2020
(In RMB thousands, unless otherwise stated)

10 EXPENSES

	Year ended 31 December	
	2020	2019
Fee and commission expenses:		
Brokerage expenses	1,162,281	710,396
Investment banking expenses	322,586	184,525
Others	115,003	112,700
Total	<u>1,599,870</u>	<u>1,007,621</u>
Interest expenses:		
Bonds in issue	2,390,409	2,478,668
Financial assets sold under repurchase agreements	1,510,855	1,175,727
Placements from banks and other financial institutions	558,405	310,131
Accounts payable to brokerage clients	283,857	178,936
Short-term financing instruments payable	902,619	409,568
Lease liabilities	38,265	39,356
Borrowings	11,987	26,442
Others	76,535	65,078
Total	<u>5,772,932</u>	<u>4,683,906</u>
Staff costs (including directors' and supervisors' remuneration):		
Salaries, bonuses and allowances	5,666,241	3,982,057
Staff benefits	487,636	427,119
Contributions to defined contribution schemes (i)	282,419	300,378
Total	<u>6,436,296</u>	<u>4,709,554</u>

Notes to the Consolidated Financial Statements (Continued)

For the year ended 31 December 2020

(In RMB thousands, unless otherwise stated)

10 EXPENSES (Continued)

(i) Retirement benefits are included, and their nature is described below:

Full-time employees of the Group in Mainland China are covered by various government-sponsored retirement plans including social pension schemes and corporate pension schemes, under which the employees are entitled to a monthly pension. Relevant government agencies determine the amount of pension benefits and are responsible for the related pension liabilities to eligible retired employees. The Group is required to make monthly contributions to these government-sponsored retirement plans for active employees, which are expensed as incurred. The Group has no obligation for post-retirement benefits beyond these contributions.

In addition, the Group participates in various defined contribution retirement schemes for its qualified employees in certain countries or regions outside of Mainland China.

Other operating expenses and costs:

	Year ended 31 December	
	2020	2019
Cost of bulk commodity trading	1,198,347	27,606
Depreciation and amortization expenses	644,150	572,534
Electronic equipment operating expenses	219,175	159,209
Office operating expenses	169,858	128,333
Postal and communication expenses	135,401	100,647
Business travel expenses	127,899	173,848
Membership fees of exchanges	119,058	89,602
Business entertainment expenses	104,443	105,287
Securities investor protection fund	95,704	60,520
Consulting expenses	85,658	37,133
Auditors' remuneration	5,875	6,450
Including: Audit service	5,442	6,226
Non-audit service	433	224
Others	339,380	344,631
Total	3,244,948	1,805,800

Notes to the Consolidated Financial Statements (Continued)

For the year ended 31 December 2020

(In RMB thousands, unless otherwise stated)

11 DIRECTORS' AND SUPERVISORS' REMUNERATION

(1) Details of the directors' and supervisors' remuneration are as follows:

Name	Year ended 31 December 2020				Total remuneration before tax
	Salaries, allowances and other benefits	Discretionary bonuses	Directors' fees	Retirement benefits	
Executive Directors					
Wang Changqing (<i>Chairman</i>)	2,080	2,500	–	223	4,803
Li Geping (<i>President</i>)	1,954	2,500	–	212	4,666
Non-executive Directors					
Yu Zhongfu	–	–	–	–	–
Wang Xiaolin (<i>i</i>)	–	–	–	–	–
Zhang Qin	–	–	–	–	–
Zhu Jia	–	–	–	–	–
Wang Hao	–	–	–	–	–
Wang Bo (<i>ii</i>)	–	–	–	–	–
Xu Gang (<i>iii</i>)	–	–	–	–	–
Independent Non-executive Directors					
Feng Genfu	–	–	245	–	245
Zhu Shengqin	–	–	245	–	245
Dai Deming	–	–	245	–	245
Bai Jianjun	–	–	245	–	245
Liu Qiao	–	–	245	–	245
Supervisors					
Lin Xuan	1,616	2,400	–	201	4,217
Zhao Ming (<i>iv</i>)	1,150	2,300	–	173	3,623
Li Shihua (<i>v</i>)	1,522	2,400	–	204	4,126
Ai Bo	–	–	–	–	–
Zhao Lijun	–	–	–	–	–
Total	8,322	12,100	1,225	1,013	22,660

Notes to the Consolidated Financial Statements (Continued)

For the year ended 31 December 2020

(In RMB thousands, unless otherwise stated)

11 DIRECTORS' AND SUPERVISORS' REMUNERATION (Continued)

(1) Details of the directors' and supervisors' remuneration are as follows :
(Continued)

Name	Year ended 31 December 2019				Total remuneration before tax
	Salaries, allowances and other benefits	Discretionary bonuses	Directors' fees	Retirement benefits	
Executive Directors					
Wang Changqing (<i>Chairman</i>)	1,996	1,400	–	117	3,513
Li Geping (<i>President</i>)	1,870	1,400	–	112	3,382
Non-executive Directors					
Yu Zhongfu	–	–	–	–	–
Zhang Qin	–	–	–	–	–
Zhu Jia	–	–	–	–	–
Wang Hao	–	–	–	–	–
Wang Bo (<i>ii</i>)	–	–	–	–	–
Xu Gang (<i>iii</i>)	–	–	–	–	–
Dong Shi (<i>vi</i>)	–	–	–	–	–
Independent Non-executive Directors					
Feng Genfu	–	–	210	–	210
Zhu Shengqin	–	–	210	–	210
Dai Deming	–	–	210	–	210
Bai Jianjun	–	–	210	–	210
Liu Qiao	–	–	210	–	210
Supervisors					
Li Shihua (<i>v</i>)	1,442	1,700	–	95	3,237
Lin Xuan	1,594	1,500	–	91	3,185
Zhao Ming (<i>iv</i>)	794	2,000	–	61	2,855
Lu Ya (<i>vii</i>)	285	–	–	24	309
Ai Bo	–	–	–	–	–
Zhao Lijun	–	–	–	–	–
Total	7,981	8,000	1,050	500	17,531

Notes to the Consolidated Financial Statements (Continued)

For the year ended 31 December 2020
(In RMB thousands, unless otherwise stated)

11 DIRECTORS' AND SUPERVISORS' REMUNERATION (Continued)

(1) Details of the directors' and supervisors' remuneration are as follows : (Continued)

Except for the remuneration shown above, directors and supervisors received the following after-tax deferred bonuses in 2020 and 2019:

For the year ended 31 December 2020, Executive Director Wang Changqing received deferred bonuses for the year ended 31 December 2016 of RMB2.09 million, Supervisor Li Shihua received deferred bonuses for the year ended 31 December 2016 of RMB1.93 million, Supervisor Lin Xuan received deferred bonuses for the year ended 31 December 2016 of RMB1.87 million, Supervisor Zhao Ming received deferred bonuses for the year ended 31 December 2016 of RMB1.59 million.

For the year ended 31 December 2019, Executive Director Wang Changqing received deferred bonuses for the year ended 31 December 2015 of RMB1.40 million and for the year ended 31 December 2014 of RMB2.20 million, Supervisor Li Shihua received deferred bonuses for the year ended 31 December 2015 of RMB1.40 million and for the year ended 31 December 2014 of RMB1.71 million, Supervisor Lin Xuan received deferred bonuses for the year ended 31 December 2015 of RMB2.21 million, Supervisor Lu Ya received deferred bonuses for the year ended 31 December 2015 of RMB1.44 million.

For each of the years ended 31 December 2020 and 31 December 2019, no directors and supervisors waived their remuneration. For non-executive directors and supervisors whose pre-tax remuneration were not paid by the Group was shown as zero in tables.

- (i) Wang Xiaolin was appointed as non-executive director in July 2020.
- (ii) Wang Bo resigned as non-executive director in July 2020.
- (iii) Xu Gang resigned as non-executive director in November 2020.
- (iv) Zhao Ming was appointed as supervisor in April 2019.
- (v) Li Shihua resigned as supervisor in December 2020.
- (vi) Dong Shi resigned as non-executive director in November 2019.
- (vii) Lu Ya resigned as supervisor in April 2019.

Notes to the Consolidated Financial Statements (Continued)

For the year ended 31 December 2020

(In RMB thousands, unless otherwise stated)

11 DIRECTORS' AND SUPERVISORS' REMUNERATION (Continued)

(2) Other benefits and rights of directors and supervisors

For each of the years ended 31 December 2020 and 31 December 2019, no emoluments were paid by the Group to any of the persons who were directors, or supervisors as an inducement to join or upon joining the Group or as compensation for loss of office. Except for the contributions to social pension schemes and corporate pension schemes, there were no other retirement benefits for directors or supervisors; meanwhile, there were no consideration provided to third parties for making available directors' and supervisors' services.

For each of the years ended 31 December 2020 and 31 December 2019, no significant transactions, arrangements and contracts in relation to the Group's business to which the Company was a party and in which a director of the Company had a material interest, whether directly or indirectly. In addition, the Group did not provide any guarantees or securities to certain controlled body corporates and connected entities of the directors or supervisors in respect of their loans, quasi-loans or credit transactions.

12 FIVE HIGHEST PAID EMPLOYEES

For the year ended 31 December 2020 and 31 December 2019, the five highest paid employees excluded directors and supervisors are as follows:

	Year ended 31 December	
	2020	2019
Salaries, allowances and other benefits	6,775	6,397
Discretionary bonuses	22,950	24,390
Discretionary deferred bonuses	31,020	34,704
Retirement benefits	952	440
Total	61,697	65,931

Notes to the Consolidated Financial Statements (Continued)

For the year ended 31 December 2020
(In RMB thousands, unless otherwise stated)

12 FIVE HIGHEST PAID EMPLOYEES (Continued)

The number of these individuals whose remuneration fell within the following bands is set out below:

	Year ended 31 December	
	2020	2019
RMB11,000,001 to RMB12,000,000 yuan	1	1
RMB12,000,001 to RMB13,000,000 yuan	4	–
RMB13,000,001 to RMB14,000,000 yuan	–	3
RMB14,000,001 to RMB15,000,000 yuan	–	1
Total	<u>5</u>	<u>5</u>

For the year ended 31 December 2020, the remuneration of these individuals above includes 2016 pre-tax deferred bonus paid in 2020. For the year ended 31 December 2019, the remuneration of these individuals above includes 2014 and 2015 pre-tax deferred bonus paid in 2019.

For each of the years ended 31 December 2020 and 31 December 2019, no remunerations were paid by the Group to these individuals as an inducement to join or upon joining the Group or as compensation for loss of office.

13 CREDIT IMPAIRMENT LOSSES/(REVERSALS)

	Year ended 31 December	
	2020	2019
Financial assets held under resale agreements	988,921	(22,729)
Financial assets at fair value through other comprehensive income	290,395	17,254
Margin financing	28,025	(53,203)
Financial assets at amortized costs	–	(5,079)
Others	11,509	4,327
Total	<u>1,318,850</u>	<u>(59,430)</u>

Notes to the Consolidated Financial Statements (Continued)

For the year ended 31 December 2020

(In RMB thousands, unless otherwise stated)

14 INCOME TAX EXPENSE

(1) Income tax

	Year ended 31 December	
	2020	2019
Current income tax		
– Mainland China	2,999,647	1,383,477
– Hong Kong	(23,040)	(14,139)
Subtotal	2,976,607	1,369,338
Deferred income tax	(387,569)	254,754
Total	2,589,038	1,624,092

(2) Reconciliation between income tax and accounting profit

A reconciliation of the income tax expense applicable to profit before tax at the PRC statutory income tax rate of 25% to income tax expense at the Group's effective income tax rate is as follows:

	Year ended 31 December	
	2020	2019
Profit before income tax	12,125,723	7,153,740
Income tax at the PRC statutory income tax rate	3,031,431	1,788,435
Effects of different applicable rates of tax prevailing in various jurisdictions	(29,587)	(3,579)
Non-deductible expenses	18,843	26,721
Non-taxable income	(255,288)	(103,942)
Others	(176,361)	(83,543)
Income tax expenses at the Group's effective income tax rate	2,589,038	1,624,092

Notes to the Consolidated Financial Statements (Continued)

For the year ended 31 December 2020
(In RMB thousands, unless otherwise stated)

15 DIVIDENDS

	Year ended 31 December	
	2020	2019
Dividends on ordinary shares proposed and paid	1,796,901	1,376,349
Distribution to other equity instrument holders (<i>Note 16(i)</i>)	370,486	371,418

A cash dividend of RMB3.75 (tax inclusive) per 10 ordinary shares related to the year of 2020, amounting to RMB2,909 million (tax inclusive) in total has been proposed by the directors and is subject to approval by the ordinary equity holders in the annual general meeting.

A cash dividend of RMB2.35 (tax inclusive) per 10 ordinary shares related to the year of 2019, amounting to RMB1,797 million (tax inclusive) in total and based on 7,646,385,238 shares was approved at the annual general meeting held on 5 June 2020.

A cash dividend of RMB1.80 (tax inclusive) per 10 ordinary shares related to the year of 2018, amounting to RMB1,376 million (tax inclusive) in total and based on 7,646,385,238 shares was approved at the annual general meeting held on 25 June 2019.

Notes to the Consolidated Financial Statements (Continued)

For the year ended 31 December 2020

(In RMB thousands, unless otherwise stated)

16 EARNINGS PER SHARE ATTRIBUTABLE TO ORDINARY EQUITY HOLDERS OF THE COMPANY

Basic earnings per share was calculated by dividing profit for the year attributable to ordinary equity holders of the Company by the weighted average number of ordinary shares outstanding. The calculations of basic and diluted earnings per share are based on:

	Year ended 31 December	
	2020	2019
Earnings:		
Profit attributable to equity holders of the Company	9,509,429	5,501,688
Less: Profit attributable to other equity instrument holders of the Company (i)	(370,486)	(371,418)
Profit attributable to ordinary equity holders of the Company	9,138,943	5,130,270
Shares:		
Weighted average number of ordinary shares in issue (thousand) (Note 44)	7,647,594	7,646,385
Basic and diluted earnings per share (in RMB yuan)	1.20	0.67

There were no dilutive shares during the years ended 31 December 2020 (years ended 31 December 2019: None).

- (i) As of 31 December 2020, there were two tranches of perpetual subordinated bonds existed under the terms and conditions as detailed in Note 45 Other Equity Instruments.

For the purpose of calculating basic earnings per ordinary share, profit attributable to other equity holders was deducted from the profit attributable to ordinary equity holders of the Company.

Notes to the Consolidated Financial Statements (Continued)

For the year ended 31 December 2020
(In RMB thousands, unless otherwise stated)

17 PROPERTY, PLANT AND EQUIPMENT

	Properties and buildings	Electronic devices	Transportation vehicles	Communication equipment	Office equipment	Security equipment	Others	Total
Cost								
1 January 2020	428,063	697,128	36,696	7,475	77,809	8,850	38,286	1,294,307
Increases	322	193,577	370	155	1,803	672	109	197,008
Decreases	(14,624)	(64,678)	(396)	(887)	(2,953)	(823)	(1,336)	(85,697)
31 December 2020	413,761	826,027	36,670	6,743	76,659	8,699	37,059	1,405,618
Accumulated depreciation								
1 January 2020	(134,082)	(504,848)	(33,897)	(5,972)	(72,414)	(7,036)	(32,620)	(790,869)
Increases	(11,266)	(99,583)	(778)	(521)	(3,951)	(613)	(1,838)	(118,550)
Decreases	5,256	64,540	384	860	2,934	796	1,318	76,088
31 December 2020	(140,092)	(539,891)	(34,291)	(5,633)	(73,431)	(6,853)	(33,140)	(833,331)
Net carrying amount								
31 December 2020	273,669	286,136	2,379	1,110	3,228	1,846	3,919	572,287
Cost								
1 January 2019	431,472	609,670	37,173	7,670	80,046	9,199	38,548	1,213,778
Increases	3,552	154,919	282	574	1,490	450	961	162,228
Decreases	(6,961)	(67,461)	(759)	(769)	(3,727)	(799)	(1,223)	(81,699)
31 December 2019	428,063	697,128	36,696	7,475	77,809	8,850	38,286	1,294,307
Accumulated depreciation								
1 January 2019	(122,179)	(491,714)	(33,116)	(6,218)	(70,140)	(7,194)	(31,841)	(762,402)
Increases	(12,593)	(80,745)	(1,517)	(500)	(5,950)	(596)	(1,983)	(103,884)
Decreases	690	67,611	736	746	3,676	754	1,204	75,417
31 December 2019	(134,082)	(504,848)	(33,897)	(5,972)	(72,414)	(7,036)	(32,620)	(790,869)
Net carrying amount								
31 December 2019	293,981	192,280	2,799	1,503	5,395	1,814	5,666	503,438

Notes to the Consolidated Financial Statements (Continued)

For the year ended 31 December 2020

(In RMB thousands, unless otherwise stated)

18 RIGHT-OF-USE ASSETS

	Properties and buildings	Others	Total
Cost			
1 January 2020	1,180,831	258,321	1,439,152
Increases	297,717	1,288	299,005
Decreases	(18,904)	(175)	(19,079)
Foreign currency translation differences	(14,521)	–	(14,521)
31 December 2020	<u>1,445,123</u>	<u>259,434</u>	<u>1,704,557</u>
Accumulated depreciation			
1 January 2020	(299,591)	(37,553)	(337,144)
Increases	(348,456)	(37,598)	(386,054)
Decreases	12,027	174	12,201
Foreign currency translation differences	3,114	–	3,114
31 December 2020	<u>(632,906)</u>	<u>(74,977)</u>	<u>(707,883)</u>
Carrying amount			
31 December 2020	<u>812,217</u>	<u>184,457</u>	<u>996,674</u>

Notes to the Consolidated Financial Statements (Continued)

For the year ended 31 December 2020

(In RMB thousands, unless otherwise stated)

18 RIGHT-OF-USE ASSETS (Continued)

	Properties and buildings	Others	Total
Cost			
1 January 2019	791,437	257,053	1,048,490
Increases	386,516	1,268	387,784
Decreases	(1,348)	–	(1,348)
Foreign currency translation differences	4,226	–	4,226
31 December 2019	<u>1,180,831</u>	<u>258,321</u>	<u>1,439,152</u>
Accumulated depreciation			
1 January 2019	–	–	–
Increases	(299,964)	(37,553)	(337,517)
Decreases	667	–	667
Foreign currency translation differences	(294)	–	(294)
31 December 2019	<u>(299,591)</u>	<u>(37,553)</u>	<u>(337,144)</u>
Carrying amount			
31 December 2019	<u>881,240</u>	<u>220,768</u>	<u>1,102,008</u>

Notes to the Consolidated Financial Statements (Continued)

For the year ended 31 December 2020

(In RMB thousands, unless otherwise stated)

19 INTANGIBLE ASSETS

	Trading seat		Total
	Software	rights and others	
Cost			
1 January 2020	542,596	75,948	618,544
Increases	211,692	–	211,692
Decreases	(31,668)	(1,700)	(33,368)
Foreign currency translation differences	(997)	(27)	(1,024)
31 December 2020	<u>721,623</u>	<u>74,221</u>	<u>795,844</u>
Accumulated amortization			
1 January 2020	(313,026)	(69,600)	(382,626)
Increases	(83,856)	–	(83,856)
Decreases	30,616	–	30,616
Foreign currency translation differences	500	–	500
31 December 2020	<u>(365,766)</u>	<u>(69,600)</u>	<u>(435,366)</u>
Net carrying amount			
31 December 2020	<u>355,857</u>	<u>4,621</u>	<u>360,478</u>

Notes to the Consolidated Financial Statements (Continued)

For the year ended 31 December 2020

(In RMB thousands, unless otherwise stated)

19 INTANGIBLE ASSETS (Continued)

	Trading seat		Total
	Software	rights and others	
Cost			
1 January 2019	429,994	75,938	505,932
Increases	115,829	–	115,829
Decreases	(3,308)	–	(3,308)
Foreign currency translation differences	81	10	91
31 December 2019	542,596	75,948	618,544
Accumulated amortization			
1 January 2019	(249,417)	(69,600)	(319,017)
Increases	(66,737)	–	(66,737)
Decreases	3,078	–	3,078
Foreign currency translation differences	50	–	50
31 December 2019	(313,026)	(69,600)	(382,626)
Net carrying amount			
31 December 2019	229,570	6,348	235,918

Notes to the Consolidated Financial Statements (Continued)

For the year ended 31 December 2020

(In RMB thousands, unless otherwise stated)

20 INVESTMENTS IN SUBSIDIARIES

	31 December 2020	31 December 2019
Investments in subsidiaries	6,528,123	5,333,123

General information of the Company's principal subsidiaries are as follows:

Name of subsidiaries	Principal operating place	Place of registration	Registered share capital	Proportion of voting rights		Directly/Indirectly hold	Principal activities
				As at 31 December			
				2020	2019		
China Futures Co., Ltd. (i)	Chongqing	Chongqing	RMB1,000 million	100%	100%	Directly	Futures brokerage
China Capital Management Co., Ltd. (i)	Beijing	Beijing	RMB1,650 million	100%	100%	Directly	Project investment
China Securities (International) Finance Holding Co., Ltd.	Hong Kong	Hong Kong	Not applicable	100%	100%	Directly	Shareholding and investment
China Fund Management Co., Ltd.	Beijing	Beijing	RMB300 million	55%	55%	Directly	Funds business, asset management
China Securities Investment Co., Ltd. (i)	Beijing	Beijing	RMB6,100 million	100%	100%	Directly	Investment management, equity investment management, investment consultancy and project management

- (i) In 2020, the Company increased capital investment of RMB300 million, RMB150 million and RMB745 million in China Futures Co., Ltd., China Capital Management Co., Ltd. and China Securities Investment Co., Ltd., respectively.
- (ii) China Securities (International) Finance Holding Co., Ltd. is registered as a limited company according to the laws of Hong Kong, China. Others are registered as limited liability companies according to the laws of the People's Republic of China.

Notes to the Consolidated Financial Statements (Continued)

For the year ended 31 December 2020
(In RMB thousands, unless otherwise stated)

21 INVESTMENT IN ASSOCIATES

	31 December 2020	31 December 2019
Investments in associates	229,286	269,512

The following table illustrates details of investments in associates:

Name	1 January 2020	Increase	Decrease	Movement using the equity method	Impairment allowance for the current period	31 December 2020
CITIC City Development Equity Investment Fund Management (Shenzhen) Co., Ltd.	118,018	–	–	10,108	(77,324)	50,802
Jiangsu DDBS Environment Remediation Co., Ltd	45,212	–	–	3,592	–	48,804
Beijing Tinavi Medical Technology Co., Ltd.	20,017	25,224	–	(1,033)	–	44,208
Guangdong South Lead TV & Film Co., Ltd.	27,763	–	–	(571)	–	27,192
Beijing Siban Technology Development Co., Ltd.	–	28,571	–	(2,762)	–	25,809
Zhongguancun Equity Trading Service Group Co., Ltd.	45,824	–	(28,571)	4,504	–	21,757
Shenzhen MALONG TECHNOLOGIES Co., Ltd.	11,426	–	–	(1,967)	–	9,459
Beijing Haifu Capital Management Co., Ltd.	1,252	–	–	3	–	1,255
Total	269,512	53,795	(28,571)	11,874	(77,324)	229,286

Notes to the Consolidated Financial Statements (Continued)

For the year ended 31 December 2020

(In RMB thousands, unless otherwise stated)

21 INVESTMENT IN ASSOCIATES (Continued)

Name	1 January 2019	Increase	Decrease	Movement using the equity method	Impairment allowance for the current period	31 December 2019
CITIC City Development Equity Investment Fund Management (Shenzhen) Co., Ltd.	-	116,857	-	1,161	-	118,018
Jiangsu DDBS Environment Remediation Co., Ltd.	44,075	-	-	1,137	-	45,212
Beijing Tinavi Medical Technology Co., Ltd.	23,723	-	-	(3,706)	-	20,017
Guangdong South Lead TV & Film Co., Ltd.	30,000	-	-	(2,237)	-	27,763
Zhongguancun Equity Trading Service Group Co., Ltd.	47,565	-	-	(1,741)	-	45,824
Shenzhen MALONG TECHNOLOGIES Co., Ltd.	15,000	-	-	(3,574)	-	11,426
Beijing Haifu Capital Management Co., Ltd.	1,250	-	-	2	-	1,252
Xinjin Global Industrial Fund LP	1,100	-	(1,100)	-	-	-
Total	162,713	116,857	(1,100)	(8,958)	-	269,512

As at 31 December 2020, the fair value of CITIC City Development Equity Investment Fund Management (Shenzhen) Co., Ltd., an associate of the Group, was lower than its original book value indicating signs of impairment. As a result, an impairment allowance of RMB77.32 million was recorded by the Group (31 December 2019: Nil).

Notes to the Consolidated Financial Statements (Continued)

For the year ended 31 December 2020

(In RMB thousands, unless otherwise stated)

22 FINANCIAL ASSETS AT FAIR VALUE THROUGH PROFIT OR LOSS

	31 December 2020	31 December 2019
Non-current		
Financial assets at fair value through profit or loss		
Equity investments	3,939,113	3,103,611
Others	2,076,395	192,420
Subtotal	6,015,508	3,296,031
Analyzed into:		
Listed outside Hong Kong	1,574,603	1,141,393
Unlisted	4,440,905	2,154,638
Subtotal	6,015,508	3,296,031
Current		
Financial assets at fair value through profit or loss		
Debt instruments	82,315,132	50,723,715
Equity investments	14,139,675	8,073,044
Fund investments	10,460,975	8,081,851
Others	25,724,358	21,581,292
Subtotal	132,640,140	88,459,902
Analyzed into:		
Listed in Hong Kong	2,356,420	1,768,887
Listed outside Hong Kong	109,195,472	69,129,269
Unlisted	21,088,248	17,561,746
Subtotal	132,640,140	88,459,902
Total	138,655,648	91,755,933

Notes to the Consolidated Financial Statements (Continued)

For the year ended 31 December 2020

(In RMB thousands, unless otherwise stated)

22 FINANCIAL ASSETS AT FAIR VALUE THROUGH PROFIT OR LOSS (Continued)

As at 31 December 2020, the fair value of financial assets pledged as collateral for repurchase agreements (Note 37), placements from China Securities Finance Corporation Limited (“CSF”) (Note 38), short-term borrowings (Note 40), futures business and securities borrowing business by the Group totaled RMB62,442.75 million (31 December 2019: RMB39,212.31 million).

As at 31 December 2020, financial assets held by the Group included securities lent amounted to RMB2,185.24 million (31 December 2019: RMB624.53 million).

As at 31 December 2020, the fair value of financial assets at fair value through profit or loss in restricted period held by the Group was RMB3,754.15 million (31 December 2019: RMB1,154.27 million).

Notes to the Consolidated Financial Statements (Continued)

For the year ended 31 December 2020

(In RMB thousands, unless otherwise stated)

23 FINANCIAL ASSETS AT FAIR VALUE THROUGH OTHER COMPREHENSIVE INCOME

	31 December 2020	31 December 2019
Non-current		
Equity instruments (i)	3,225,144	3,153,312
Analyzed into:		
Unlisted	3,225,144	3,153,312
Current		
Debt instruments	44,816,764	32,430,035
Equity instruments	54,948	60,488
Subtotal	44,871,712	32,490,523
Analyzed into:		
Listed in Hong Kong	1,821,858	890,954
Listed outside Hong Kong	43,049,854	31,599,569
Subtotal	44,871,712	32,490,523
Total	48,096,856	35,643,835

- (i) Equity instruments assets at fair value through other comprehensive income are the specific accounts invested by the Company together with several other securities companies and managed by CSF. According to the relevant contracts, risks and returns of the specific accounts are shared by the Company and other investing securities companies based on investment proportion and the accounts are operated and managed by CSF. The Company manages these financial assets for purposes other than to generate investment returns.

As at 31 December 2020, based on investment account report provided by CSF, the balance of cost and fair value of the Company's specific investment were RMB3,075.00 million and RMB3,225.14 million, respectively (31 December 2019: cost and fair value were RMB3,075.00 million and RMB3,153.31 million, respectively).

- (ii) As at 31 December 2020, the fair value of securities classified as financial assets at fair value through other comprehensive income of the Group which have been pledged as collateral for repurchase agreements (Note 37), placements from CSF (Note 38), short-term borrowings (Note 40) and securities borrowing business were RMB33,765.93 million (31 December 2019: RMB24,019.91 million).

Notes to the Consolidated Financial Statements (Continued)

For the year ended 31 December 2020

(In RMB thousands, unless otherwise stated)

24 FINANCIAL ASSETS HELD UNDER RESALE AGREEMENTS

	31 December 2020	31 December 2019
Non-current		
Analyzed by collateral:		
Stock	1,353,536	2,512,486
Allowance for impairment losses	(5,219)	(5,210)
Subtotal	<u>1,348,317</u>	<u>2,507,276</u>
Current		
Analyzed by collateral:		
Stock	8,279,045	12,561,744
Debts	7,458,949	6,036,856
Others	111,442	104,549
	<u>15,849,436</u>	<u>18,703,149</u>
Allowance for impairment losses	(1,080,550)	(91,669)
Subtotal	<u>14,768,886</u>	<u>18,611,480</u>
Total	<u><u>16,117,203</u></u>	<u><u>21,118,756</u></u>

The Group received securities as collateral in connection with financial assets under resale agreements, some of which are allowed to be re-pledged in the absence of default by counterparties. If the collateral received declines in value, the Group may, in certain circumstances, require additional collateral. The Group had an obligation to return the collateral to its counterparties at the maturity of the contracts.

Notes to the Consolidated Financial Statements (Continued)

For the year ended 31 December 2020

(In RMB thousands, unless otherwise stated)

24 FINANCIAL ASSETS HELD UNDER RESALE AGREEMENTS (Continued)

The fair value of the collateral received in connection with financial assets under resale agreements, the collateral allowed to be re-pledged and the collateral re-pledged were as below:

	31 December 2020	31 December 2019
Collateral received	45,507,600	56,537,257
Including: Collateral allowed to be re-pledged	198,323	187,314
Collateral re-pledged	102,096	83,282

25 REFUNDABLE DEPOSITS

	31 December 2020	31 December 2019
Performance bonds	6,180,363	2,400,221
Trading deposits	2,488,830	362,194
Credit deposits	71,798	31,196
Total	8,740,991	2,793,611

Notes to the Consolidated Financial Statements (Continued)

For the year ended 31 December 2020

(In RMB thousands, unless otherwise stated)

26 DEFERRED TAX ASSETS AND LIABILITIES

Changes of deferred tax assets and deferred tax liabilities are as follow:

Deferred tax assets	Salaries, bonuses, and allowances payable	Fair value changes of financial instruments	Allowance for credit impairment losses	Others	Total
1 January 2020	594,685	13,840	295,637	59,703	963,865
Credited to the consolidated income statement	327,169	85,580	328,011	11,525	752,285
Credited/(debited) to other comprehensive income	–	13,248	–	(3,879)	9,369
31 December 2020	921,854	112,668	623,648	67,349	1,725,519

Deferred tax assets	Salaries, bonuses, and allowances payable	Fair value changes of financial instruments	Allowance for credit impairment losses	Others	Total
1 January 2019	529,303	84,035	335,650	25,518	974,506
Credited/(debited) to the consolidated income statement	65,382	(69,378)	(40,064)	33,812	(10,248)
Credited/(debited) to other comprehensive income	–	(817)	51	373	(393)
31 December 2019	594,685	13,840	295,637	59,703	963,865

Notes to the Consolidated Financial Statements (Continued)

For the year ended 31 December 2020

(In RMB thousands, unless otherwise stated)

26 DEFERRED TAX ASSETS AND LIABILITIES (Continued)

Changes of deferred tax assets and deferred tax liabilities are as follow: (Continued)

Deferred tax liabilities	Fair value changes of financial instruments	Others	Total
1 January 2020	658,549	2,325	660,874
Debited/(credited) to the consolidated income statement	365,651	(935)	364,716
Debited/(credited) to other comprehensive income	39,918	(92)	39,826
31 December 2020	1,064,118	1,298	1,065,416

Deferred tax liabilities	Fair value changes of financial instruments	Others	Total
1 January 2019	331,291	11,351	342,642
Debited/(credited) to the consolidated income statement	253,632	(9,126)	244,506
Debited/(credited) to other comprehensive income	73,626	100	73,726
31 December 2019	658,549	2,325	660,874

27 OTHER NON-CURRENT ASSETS

As at 31 December 2020 and 31 December 2019, other non-current assets of the Group primarily represented long-term deferred expenses incurred on leasehold improvements of property, plant and equipment.

Notes to the Consolidated Financial Statements (Continued)

For the year ended 31 December 2020

(In RMB thousands, unless otherwise stated)

28 MARGIN ACCOUNTS

	31 December 2020	31 December 2019
Margin accounts		
– Individuals	41,168,753	26,694,162
– Institutions	6,515,092	2,260,327
	47,683,845	28,954,489
Allowance for impairment losses	(1,168,670)	(1,148,349)
Total	46,515,175	27,806,140

Margin accounts are funds that the Group provided to clients in margin financing business. As at 31 December 2020 and 31 December 2019, no margin accounts were pledged for repurchase agreements (Note 37).

As at 31 December 2020, the fair value of securities lent in margin financing business was RMB8,978.45 million (31 December 2019: RMB1,029.66 million).

As at 31 December 2020, the Group received collateral with fair value amounted to RMB174,926.49 million (31 December 2019: RMB95,680.44 million), in connection with its margin financing business.

Notes to the Consolidated Financial Statements (Continued)

For the year ended 31 December 2020

(In RMB thousands, unless otherwise stated)

29 ACCOUNTS RECEIVABLE

	31 December 2020	31 December 2019
Trading deposits for return swaps	6,708,687	1,655,190
Clearing funds receivable	112,199	128,775
Assets management fee receivable	114,178	85,346
Clearing settlement fund and refundable deposits advanced on behalf of sponsored structured entities	24,890	24,494
Others	1,069,291	250,033
	8,029,245	2,143,838
Allowance for impairment losses (i)	(11,092)	(6,972)
Total	8,018,153	2,136,866

(i) ECL on account receivables arising from revenue recognized in accordance with IFRS 15 – Revenue, the Group is measured using simplified approach under IFRS9. ECL on other receivables is measured using the general approach and as at 31 December 2020, account receivables which measured using general approach was classified under Stage 1 (31 December 2019: Stage 1).

(ii) Analyzed by aging

	As at 31 December 2020			
	Carrying amount		Allowance for impairment losses	
	Value	Percentage	Value	Percentage
Allowance for impairment losses by portfolio				
Less than 1 year	8,014,585	99.82%	(2,277)	20.54%
1 to 2 years	3,555	0.04%	(1,610)	14.51%
2 to 3 years	2,491	0.03%	(1,308)	11.79%
More than 3 years	8,614	0.11%	(5,897)	53.16%
Total	8,029,245	100.00%	(11,092)	100.00%

	As at 31 December 2019			
	Carrying amount		Allowance for impairment losses	
	Value	Percentage	Value	Percentage
Allowance for impairment losses by portfolio				
Less than 1 year	2,126,028	99.17%	(64)	0.91%
1 to 2 years	5,387	0.25%	(1,086)	15.58%
2 to 3 years	11,194	0.52%	(5,822)	83.51%
More than 3 years	1,229	0.06%	–	–
Total	2,143,838	100.00%	(6,972)	100.00%

Notes to the Consolidated Financial Statements (Continued)

For the year ended 31 December 2020

(In RMB thousands, unless otherwise stated)

30 DERIVATIVE FINANCIAL INSTRUMENTS

	As at 31 December 2020		
	Nominal value	Fair value	
		Assets	Liabilities
Interest rate derivatives	165,977,744	812	950
Equity derivatives	97,824,331	1,449,975	2,274,318
Credit derivatives	292,000	1,913	2,132
Others	15,729,256	179,509	147,220
Total	279,823,331	1,632,209	2,424,620

	As at 31 December 2019		
	Nominal value	Fair value	
		Assets	Liabilities
Interest rate derivatives	142,900,688	87	391
Equity derivatives	71,142,876	939,568	723,540
Credit derivatives	147,000	622	1,463
Others	5,088,463	15,173	36,178
Total	219,279,027	955,450	761,572

Under the daily settlement arrangement, any gains or losses of the Group's positions in futures contracts, among others, were settled daily and the corresponding payments or receipts were included in "cash and bank balances". Accordingly, the amount of mark-to-market gains or losses of unexpired futures contracts, among others, included in derivative financial instruments above was Nil. As at 31 December 2020, the fair value of the Group's unexpired futures contracts was negative RMB153.85 million (31 December 2019: negative RMB56.12 million).

31 CASH HELD ON BEHALF OF CLIENTS

The Group maintains segregated deposit accounts with banks and authorized institutions to hold cash on behalf of customers arising from its normal course of business. The Group has recorded the related amounts as cash held on behalf of clients and the corresponding liabilities as accounts payable to brokerage clients (Note 34). In Mainland China, the use of cash held on behalf of clients for securities trading and settlement is restricted and governed by relevant third-party custodian regulations issued by the CSRC. In Hong Kong, the "Securities and Futures (Client Money) Rules" under the Securities and Futures Ordinance impose similar restrictions.

Notes to the Consolidated Financial Statements (Continued)

For the year ended 31 December 2020
(In RMB thousands, unless otherwise stated)

32 CASH AND BANK BALANCES

	31 December 2020	31 December 2019
Cash on hand	–	23
Deposits in banks	28,580,085	47,221,032
Total	28,580,085	47,221,055

As at 31 December 2020, the Group had restricted deposits of RMB810.72 million (31 December 2019: RMB278.37 million).

33 OTHER CURRENT ASSETS

	31 December 2020	31 December 2019
Interest receivable (i)	59,059	33,749
Commodity Inventories	15,227	21,789
Prepaid expenses	4,013	12,285
Deferred expenses	3,652	6,981
Dividend receivable	202	–
Others	527,301	254,766
	609,454	329,570
Allowance for impairment losses	(44,762)	(37,855)
Total	564,692	291,715

- (i) As at 31 December 2020 and 31 December 2019, interest income of financial assets accrued under effective interest rate method, which was overdue but not received, was reflected in Interest receivable under other current assets. Interest receivable not yet due were included in the carrying amount of the related financial assets.

34 ACCOUNTS PAYABLE TO BROKERAGE CLIENTS

Accounts payable to brokerage clients represent the amounts received from and repayable to clients arising from the ordinary course of the Group's securities brokerage business. For more details, please refer to Cash Held on Behalf of Clients (Note 31).

Notes to the Consolidated Financial Statements (Continued)

For the year ended 31 December 2020

(In RMB thousands, unless otherwise stated)

35 LEASE LIABILITIES

	31 December 2020	31 December 2019
Current		
Lease liabilities	323,956	340,140
Non-current		
Lease liabilities	655,308	735,122
Total	979,264	1,075,262

As at 31 December 2020, the Group's leases committed but not yet commenced were RMB24.56 million (31 December 2019: RMB41.22 million) (Note 53.2).

36 FINANCIAL LIABILITIES AT FAIR VALUE THROUGH PROFIT OR LOSS

	31 December 2020	31 December 2019
Current		
Financial liabilities at fair value through profit or loss (Held for trading)		
– Debt instruments	5,140	518,161
Financial liabilities designated as at fair value through profit or loss		
– Structured notes (i)	342,326	608,183
Subtotal	347,466	1,126,344
Non-current		
Financial liabilities designated as at fair value through profit or loss		
– Structured notes (i)	1,248,263	–
Total	1,595,729	1,126,344

(i) As at 31 December 2020 and 31 December 2019, the structured notes held by the Group were linked to equity indexes.

Notes to the Consolidated Financial Statements (Continued)

For the year ended 31 December 2020

(In RMB thousands, unless otherwise stated)

37 FINANCIAL ASSETS SOLD UNDER REPURCHASE AGREEMENTS

	31 December 2020	31 December 2019
Current		
Analyzed by collateral:		
Debt securities (Notes 22 and 23)	68,879,194	43,014,064
Gold	6,033,940	4,612,845
Others (Notes 22)	9,599,105	7,906,066
Total	84,512,239	55,532,975

As at 31 December 2020 and 31 December 2019, other collaterals mainly included the standard bonds for pledge-style quotation-driven repurchase.

38 PLACEMENTS FROM BANKS AND OTHER FINANCIAL INSTITUTIONS

	31 December 2020	31 December 2019
Current		
Placements from banks	–	8,243,359
Placements from CSF (Notes 22 and 23)	9,035,700	1,020,186
Total	9,035,700	9,263,545

Notes to the Consolidated Financial Statements (Continued)

For the year ended 31 December 2020

(In RMB thousands, unless otherwise stated)

39 TAXES PAYABLE

	31 December 2020	31 December 2019
Current		
Income tax	938,489	324,807
Value added tax	198,371	151,731
Others	256,566	124,056
Total	<u>1,393,426</u>	<u>600,594</u>

40 SHORT-TERM BORROWINGS

	31 December 2020	31 December 2019
Current		
Analyzed by nature:		
Credit borrowings	87,411	183,287
Mortgage borrowings (Notes 22 and 23)	537,763	705,725
Total	<u>625,174</u>	<u>889,012</u>

As at 31 December 2020, the Group had fixed-rate borrowings which carried interest from 0.50% to 3.00%. As at 31 December 2019, the Group had short-term borrowings which carried interest at HIBOR, LIBOR or SOFR plus a margin.

As at 31 December 2020, the Group held collateral with fair value amounted to RMB634.50 million (31 December 2019: RMB838.71 million), in connection with its short-term borrowings.

Notes to the Consolidated Financial Statements (Continued)

For the year ended 31 December 2020

(In RMB thousands, unless otherwise stated)

41 SHORT-TERM FINANCING INSTRUMENTS PAYABLE

Name	Issue date	Maturity date	Coupon rate	1 January 2020	Increase	Decrease	31 December 2020
Short-term commercial paper							
19 CSC CP006	09/10/2019	08/01/2020	2.88%	4,026,439	2,203	(4,028,642)	-
19 CSC CP007	24/10/2019	22/01/2020	3.02%	4,022,774	6,931	(4,029,705)	-
19 CSC CP008	11/12/2019	06/03/2020	3.05%	4,007,000	21,667	(4,028,667)	-
20 CSC CP001	06/01/2020	03/04/2020	2.79%	-	4,026,833	(4,026,833)	-
20 CSC CP002	20/01/2020	17/04/2020	2.79%	-	4,026,833	(4,026,833)	-
20 CSC CP003	19/02/2020	12/05/2020	2.52%	-	4,022,859	(4,022,859)	-
20 CSC CP004	04/03/2020	03/06/2020	2.42%	-	4,024,134	(4,024,134)	-
20 CSC CP005	07/04/2020	24/06/2020	1.50%	-	4,012,822	(4,012,822)	-
20 CSC CP006	21/04/2020	17/07/2020	1.38%	-	4,013,157	(4,013,157)	-
20 CSC CP007	08/05/2020	06/08/2020	1.55%	-	4,517,199	(4,517,199)	-
20 CSC CP008	02/06/2020	28/08/2020	1.58%	-	4,015,064	(4,015,064)	-
20 CSC CP009	22/06/2020	18/09/2020	2.20%	-	4,021,216	(4,021,216)	-
20 CSC CP010	17/07/2020	16/10/2020	2.55%	-	4,025,430	(4,025,430)	-
20 CSC CP011	04/08/2020	03/11/2020	2.60%	-	4,025,929	(4,025,929)	-
20 CSC CP012	03/09/2020	27/11/2020	2.70%	-	4,025,151	(4,025,151)	-
20 CSC CP013	22/09/2020	18/12/2020	2.70%	-	4,025,742	(4,025,742)	-
20 CSC CP014	14/10/2020	13/01/2021	2.69%	-	4,023,289	-	4,023,289
20 CSC CP015	03/11/2020	29/01/2021	3.12%	-	4,522,695	-	4,522,695
20 CSC CP016	26/11/2020	25/02/2021	3.35%	-	4,013,216	-	4,013,216
20 CSC CP017	16/12/2020	17/03/2021	2.80%	-	3,504,296	-	3,504,296
Short-term corporate bond							
20 Xintou S2	28/07/2020	28/07/2021	2.90%	-	1,520,553	(4,259)	1,516,294
Structured notes (i)							
				5,439,740	66,080,415	(46,803,901)	24,716,254
Total				17,495,953	136,477,634	(111,677,543)	42,296,044

Notes to the Consolidated Financial Statements (Continued)

For the year ended 31 December 2020

(In RMB thousands, unless otherwise stated)

41 SHORT-TERM FINANCING INSTRUMENTS PAYABLE (Continued)

Name	Issue date	Maturity date	Coupon rate	1 January 2019	Increase	Decrease	31 December 2019
Short-term corporate bonds							
18 CSC D1	12/02/2018	28/01/2019	5.34%	3,046,921	574	(3,047,495)	-
18 CSC D2	14/05/2018	24/04/2019	4.70%	2,982,426	37,817	(3,020,243)	-
Short-term commercial paper							
19 CSC CP001	25/04/2019	24/07/2019	3.00%	-	3,016,521	(3,016,521)	-
19 CSC CP002	24/05/2019	22/08/2019	2.99%	-	3,016,957	(3,016,957)	-
19 CSC CP003	14/06/2019	12/09/2019	3.06%	-	3,019,869	(3,019,869)	-
19 CSC CP004	12/07/2019	10/10/2019	2.70%	-	3,017,975	(3,017,975)	-
19 CSC CP005	16/09/2019	13/12/2019	2.75%	-	4,026,448	(4,026,448)	-
19 CSC CP006	09/10/2019	08/01/2020	2.88%	-	4,026,439	-	4,026,439
19 CSC CP007	24/10/2019	22/01/2020	3.02%	-	4,022,774	-	4,022,774
19 CSC CP008	11/12/2019	06/03/2020	3.05%	-	4,007,000	-	4,007,000
Structured notes (i)				7,724,359	25,065,979	(27,350,598)	5,439,740
Total				13,753,706	53,258,353	(49,516,106)	17,495,953

As at 31 December 2020 and 31 December 2019, there were no defaults related to any short-term financing instruments payable by the Group.

As at 31 December 2020 and 31 December 2019, the interests of short-term financing instruments payable measured by the effective interest rate method were included in the carrying amount of the related financial instruments, which amounted to RMB258.13 million and RMB71.32 million, respectively.

- (i) As at 31 December 2020 and 31 December 2019, the structured notes issued by the Group are calculated at a fixed annual interest rate or a fixed plus floating interest rate. The fixed interest rate ranges are 2.10%-4.00% and 2.70%-3.70%, respectively.

Notes to the Consolidated Financial Statements (Continued)

For the year ended 31 December 2020

(In RMB thousands, unless otherwise stated)

42 OTHER CURRENT LIABILITIES

	31 December 2020	31 December 2019
Bonds in issue with maturity within one year (1)	15,304,192	22,751,549
Amounts due to other holders of consolidated structured entities at fair value	6,003,742	6,885,486
Trading deposits for return swaps	4,611,335	2,343,033
Salaries, bonuses and allowances payable	3,947,967	2,703,648
Futures settlement risk funds payable	111,404	92,583
Dividends payable (Note 15 and 45)	225,404	371,418
Settlement deposits payable	439,153	372,652
Accounts payable to underwriting clients	75,871	15,069,150
Provision	66,403	54,197
Funds payable to securities holders	5,997	6,047
Securities investor protection fund payable	53,278	34,346
Others	3,652,897	1,915,608
Total	34,497,643	52,599,717

Notes to the Consolidated Financial Statements (Continued)

For the year ended 31 December 2020

(In RMB thousands, unless otherwise stated)

42 OTHER CURRENT LIABILITIES (Continued)

- (1) Bonds in issue with maturity within one year as at 31 December 2020 and 31 December 2019 were as follows:

		31 December 2020	31 December 2019
15 Xintou 01	(i)	–	1,828,260
CSCI FN15 B2009	(ii)	–	1,404,677
17 Xintou G1	(iii)	–	4,124,345
17 Xintou G2	(iv)	–	3,090,134
17 Xintou F1	(v)	–	5,104,367
17 Xintou F2	(vi)	–	3,024,929
18 Xintou F1	(vii)	–	4,172,538
18 Xintou F2	(viii)	4,144,105	–
18 Xintou F3	(ix)	3,578,358	–
18 Xintou F4	(x)	2,551,271	–
18 Xintou C1	(xi)	5,030,184	–
Structured notes	(xii)	274	2,299
Total		<u>15,304,192</u>	<u>22,751,549</u>

- (i) In August 2015, the Company publicly issued a 10-year fixed rate corporate bond with a face value of RMB1.8 billion, which offers the options, at the end of the fifth year, for the Company to redeem it at face value or increase the coupon rate, or the investors to sell back the bond. The bond pays interest annually at 4.20% per annum and is not guaranteed. The bond was fully redeemed in August 2020.
- (ii) In September 2015, the Company's subsidiary CSCI Finance (2015) Co., Ltd. publicly issued a 5-year fixed rate credit enhancement bond with a face value of USD0.2 billion. The bond pays interest semi-annually at 3.125% per annum and is unconditionally and irrevocably guaranteed by another subsidiary of the Company China Securities (International) Finance Holding Co., Ltd. The bond was fully redeemed in September 2020.
- (iii) In April 2017, the Company publicly issued a 3-year fixed rate corporate bond with a face value of RMB4 billion. The bond pays interest annually at 4.48% per annum and is not guaranteed. The bond was fully redeemed in April 2020.
- (iv) In May 2017, the Company publicly issued a 3-year fixed rate corporate bond with a face value of RMB3 billion. The bond pays interest annually at 4.88% per annum and is not guaranteed. The bond was fully redeemed in May 2020.
- (v) In July 2017, the Company privately issued a 3-year fixed rate corporate bond with a face value of RMB5 billion. The bond pays interest annually at 4.74% per annum and is not guaranteed. The bond was fully redeemed in July 2020.

Notes to the Consolidated Financial Statements (Continued)

For the year ended 31 December 2020
(In RMB thousands, unless otherwise stated)

42 OTHER CURRENT LIABILITIES (Continued)

- (1) Bonds in issue with maturity within one year as at 31 December 2020 and 31 December 2019 were as follows: (Continued)
- (vi) In October 2017, the Company privately issued a 3-year fixed rate corporate bond with a face value of RMB3 billion. The bond pays interest annually at 5.07% per annum and is not guaranteed. The bond was fully redeemed in October 2020.
 - (vii) In March 2018, the Company privately issued a 2-year fixed rate corporate bond with a face value of RMB4 billion. The bond pays interest annually at 5.43% per annum and is not guaranteed. The bond was fully redeemed in March 2020.
 - (viii) In April 2018, the Company privately issued a 3-year fixed rate corporate bond with a face value of RMB4 billion. The bond pays interest annually at 5.12% per annum and is not guaranteed.
 - (ix) In July 2018, the Company privately issued a 3-year fixed rate corporate bond with a face value of RMB3.5 billion. The bond pays interest annually at 4.86% per annum and is not guaranteed.
 - (x) In July 2018, the Company privately issued a 3-year fixed rate corporate bond with a face value of RMB2.5 billion. The bond pays interest annually at 4.84% per annum and is not guaranteed.
 - (xi) In November 2018, the Company privately issued a 3-year fixed rate corporate bond with a face value of RMB5 billion. The bond pays interest annually at 4.38% per annum and is not guaranteed.
 - (xii) As at 31 December 2020, the Company had structured notes named “Gushouxin series” amounted to RMB0.27 million, which accrue interests at a fixed annual rate in the range of 3.00%~3.10%, and all of which have remaining tenure less than one year (31 December 2019: RMB2.35 million with a fixed annual interest rate in the range of 3.10%~3.70%; the amount of the remaining tenure less than one year: RMB2.30 million). The principal and interest of these structured notes are payable at maturity and are not guaranteed.

43 BONDS IN ISSUE

	31 December 2020	31 December 2019
Subordinated bonds in issue	25,937,038	19,942,512
Corporate bonds in issue	20,023,181	10,135,228
Financial bonds in issue	4,056,088	4,055,229
Structured notes in issue	–	52
Total	<u>50,016,307</u>	<u>34,133,021</u>

- (1) As at 31 December 2020 and 31 December 2019, there were no defaults related to any bonds in issue.

Notes to the Consolidated Financial Statements (Continued)

For the year ended 31 December 2020

(In RMB thousands, unless otherwise stated)

43 BONDS IN ISSUE (Continued)

(2) The details of bonds in issue

		31 December 2020	31 December 2019
Corporate bonds			
18 Xintou F2	42(1) (viii)	–	4,097,300
18 Xintou F3	42(1) (ix)	–	3,511,197
18 Xintou F4	42(1) (x)	–	2,526,731
20 Xintou G1	(i)	5,098,259	–
20 Xintou G2	(ii)	1,020,559	–
20 Xintou G3	(iii)	3,041,844	–
20 Xintou G4	(iv)	3,038,641	–
20 Xintou G5	(v)	4,553,500	–
CSCIF A N2508	(vi)	3,270,378	–
Subtotal		20,023,181	10,135,228
Subordinated bonds			
18 Xintou C1	42(1) (xi)	–	5,026,758
19 Xintou C1	(vii)	5,699,084	5,690,575
19 Xintou C2	(viii)	5,140,324	5,133,607
19 Xintou C3	(ix)	4,096,928	4,091,572
20 Xintou C1	(x)	4,004,909	–
20 Xintou C2	(xi)	1,000,725	–
20 Xintou C3	(xii)	4,996,249	–
20 Xintou C4	(xiii)	998,819	–
Subtotal		25,937,038	19,942,512
Financial Bonds			
19 CSC Financial Bond 01	(xiv)	4,056,088	4,055,229
Structured notes	42(1) (xii)	–	52
Carrying amount		50,016,307	34,133,021

Notes to the Consolidated Financial Statements (Continued)

For the year ended 31 December 2020

(In RMB thousands, unless otherwise stated)

43 BONDS IN ISSUE (Continued)

(2) The details of bonds in issue (Continued)

- (i) In March 2020, the Company publicly issued a 3-year fixed rate corporate bond with a face value of RMB5 billion. The bond pays interest annually at 2.94% per annum and is not guaranteed.
- (ii) In March 2020, the Company publicly issued a 5-year fixed rate corporate bond with a face value of RMB1 billion. The bond pays interest annually at 3.13% per annum and is not guaranteed.
- (iii) In April 2020, the Company publicly issued a 3-year fixed rate corporate bond with a face value of RMB3 billion. The bond pays interest annually at 2.56% per annum and is not guaranteed.
- (iv) In July 2020, the Company publicly issued a 3-year fixed rate corporate bond with a face value of RMB3 billion. The bond pays interest annually at 3.55% per annum and is not guaranteed.
- (v) In July 2020, the Company publicly issued a 3-year fixed rate corporate bond with a face value of RMB4.5 billion. The bond pays interest annually at 3.46% per annum and is not guaranteed.
- (vi) In August 2020, CSCIF Asia Limited, an indirect wholly owned subsidiary of the Company, issued a 5-year medium-term note with a face value of USD0.5 billion million and an annual interest rate of 1.75%. The note pays interest every six months, and is guaranteed unconditionally and irrevocably by CSC Financial Co., Ltd.
- (vii) In January 2019, the Company privately issued a 3-year fixed rate subordinated bond with a face value of RMB5.5 billion. The bond pays interest annually at 4.00% per annum and is not guaranteed.
- (viii) In April 2019, the Company privately issued a 3-year fixed rate subordinated bond with a face value of RMB5 billion. The bond pays interest annually at 4.20% per annum and is not guaranteed.
- (ix) In May 2019, the Company privately issued a 3-year fixed rate subordinated bond with a face value of RMB4 billion. The bond pays interest annually at 4.12% per annum and is not guaranteed.
- (x) In November 2020, the Company publicly issued a 457-day fixed rate subordinated bond with a face value of RMB4 billion. The bond accrues interest at 3.90% per year and is not guaranteed.
- (xi) In November 2020, the Company publicly issued a 3-year fixed rate subordinated bond with a face value of RMB1 billion. The bond pays interest annually at 4.20% per annum and is not guaranteed.
- (xii) In December 2020, the Company publicly issued a 455-days fixed rate subordinated bond with a face value of RMB5 billion. The bond accrues interest at 3.84% per year and is not guaranteed.
- (xiii) In December 2020, the Company publicly issued a 3-year fixed rate subordinated bond with a face value of RMB1 billion. The bond pays interest annually at 4.18% per annum and is not guaranteed.
- (xiv) In August 2019, the Company publicly issued a 3-year fixed rate financial bond with a face value of RMB4 billion. The bond pays interest annually at 3.52% per annum and is not guaranteed.

Notes to the Consolidated Financial Statements (Continued)

For the year ended 31 December 2020

(In RMB thousands, unless otherwise stated)

44 SHARE CAPITAL

All shares issued by the Company are fully paid common shares, with a notional value of RMB1 per share. The number of shares and nominal value of the Company's share capital are as follows:

	31 December 2020	31 December 2019
Issued and fully paid ordinary shares of RMB1 each (<i>in thousands</i>)		
– A shares	6,495,671	6,385,361
– H shares	1,261,024	1,261,024
Total	7,756,695	7,646,385

The Company completed the registration procedure for its non-public offering of A-shares in the Shanghai branch of China Securities Depository and Clearing Co., Ltd. on 28 December 2020. The Company issued a total of 110,309,559 shares with a nominal value of RMB1 per share.

45 OTHER EQUITY INSTRUMENTS

Other equity instruments of the Group are as follows :

- In January 2015, the Company issued the first tranche of perpetual subordinated bonds of 2015 amounted to RMB2 billion. The bond was fully redeemed in January 2020.
- In March 2015, the Company issued the second tranche of perpetual subordinated bonds of 2015 amounted to RMB3 billion. The bond was fully redeemed in March 2020.
- In August 2019, the Company issued the first tranche of perpetual subordinated bonds of 2019 amounted to RMB5 billion.
- In March 2020, the Company issued the first tranche of perpetual subordinated bonds of 2020 amounted to RMB5 billion.

Notes to the Consolidated Financial Statements (Continued)

For the year ended 31 December 2020

(In RMB thousands, unless otherwise stated)

45 OTHER EQUITY INSTRUMENTS (Continued)

Key terms and conditions relating to the equity instruments that exist at the end of the year are as follows:

- The bonds are repriced every 5 interest-accruing years, and at the end of the repricing cycle, the issuer has the option to extend the bonds for another repricing cycle (another five years) or redeem them in full;
- The bonds offer no redemption option to the investors so that investors cannot require the issuer to redeem their bonds during the duration of the bonds;
- The Company has the option to defer interest payment, except in the event of mandatory interest payments, so that at each interest payment date, the issuer may choose to defer the interest payment to the next payment date for the current period as well as all interests and accreted interests already deferred according to the related terms, without any limitation with respect to the number of deferrals. Mandatory interest payment events are limited to dividend distributions to ordinary equity holders and reductions of registered capital;
- The priority over repayment of the 2019 and the 2020 perpetual subordinated bond is subordinated to the Company's general debts and other subordinated debt, unless in the event of liquidation of the Company, investors of these bonds cannot require the Company to accelerate payment of bonds' principals.

The perpetual subordinated bonds issued by the Company are classified as equity instruments, and recognized under equity in the consolidated statement of financial position. As at 31 December 2020, the interest payable of perpetual subordinated bonds was RMB225 million (Note 42). As at 31 December 2019, the interest payable of perpetual subordinated bonds was RMB371 million (Note 42), which was paid in 2020.

46 RESERVES

The amounts of the Group's reserves and the related movements are presented in the consolidated statement of changes in equity.

(1) Capital reserve

Capital reserve primarily includes share premium arising from the issuance of new shares at prices in excess of par value.

Notes to the Consolidated Financial Statements (Continued)

For the year ended 31 December 2020

(In RMB thousands, unless otherwise stated)

46 RESERVES (Continued)

(2) Surplus reserves

(i) Statutory surplus reserve

Pursuant to the Company Law of the PRC, the Company is required to appropriate 10% of its profit for the year for the statutory surplus reserve until the reserve balance reaches 50% of its registered capital.

Subject to the approval of the shareholders, the statutory surplus reserve may be used to offset accumulated losses, if any, and may also be converted into capital of the Company, provided that the balance of the statutory surplus reserve after this capitalization is not less than 25% of the registered capital immediately before capitalization.

(ii) Discretionary surplus reserve

After making the appropriation to the statutory surplus reserve, the Company may also appropriate its after-tax profit for the year, as determined under China Accounting Standards for Business Enterprises, to its discretionary surplus reserve upon approval by the ordinary equity holders in Annual General Meeting. Subject to the shareholders' approval, the discretionary surplus reserve may be used to offset accumulated losses, if any, and may be converted into capital of the Company.

(3) General reserve

Pursuant to the requirements of regulatory authorities, including the Ministry of Finance and the CSRC, the Company is required to appropriate 10% of its profit for the year for the general risk reserve and 10% for the transaction risk reserve (Note 3.1(23)). Regulatory reserves that are established by subsidiaries and branches in certain countries or jurisdictions outside Mainland China in accordance with the regulatory requirements in their respective territories are also included herein.

(4) Investment revaluation reserve

The investment revaluation reserve represents the fair value changes of financial assets at fair value through other comprehensive income.

(5) Foreign currency translation reserve

The foreign currency translation reserve represents the exchange difference arising from the translation of the financial statements of the subsidiaries incorporated outside Mainland China with functional currencies other than RMB.

Notes to the Consolidated Financial Statements (Continued)

For the year ended 31 December 2020
(In RMB thousands, unless otherwise stated)

47 CASH AND CASH EQUIVALENTS

	31 December 2020	31 December 2019
Cash and bank balances	28,580,085	47,221,055
Less: Restricted deposits (<i>Note 32</i>)	(810,715)	(278,373)
Interest receivable	(3,871)	(7,114)
Cash and cash equivalents	<u>27,765,499</u>	<u>46,935,568</u>

48 INTERESTS IN STRUCTURED ENTITIES

The Group is involved with structured entities primarily through investment management business. The Group determines whether to consolidate these structured entities depending on whether the Group has control over them.

(1) Structured entities included in consolidated financial statements

Considering that the Company acts as either the investment manager for the structured entities, or as principal in investing in the subordinated tranches or all of the shares issued by the structured entities, bearing most or all the risk of the products and obtaining most or all of the variable returns, the Group therefore consolidated these structured entities in its consolidated financial statements.

As at 31 December 2020 and 31 December 2019, total assets of consolidated structured entities, the Group's investments and maximum exposure arising from its investments in consolidated structured entities are as follows:

	31 December 2020	31 December 2019
Total assets	9,351,905	9,051,141
Investments	2,874,197	2,959,775
Maximum exposure	<u>2,860,743</u>	<u>3,014,723</u>

Notes to the Consolidated Financial Statements (Continued)

For the year ended 31 December 2020

(In RMB thousands, unless otherwise stated)

48 INTERESTS IN STRUCTURED ENTITIES (Continued)

(2) Interests in unconsolidated structured entities

(i) Structured entities sponsored by the Group

Unconsolidated structured entities sponsored by the Group primarily include asset management plans and investment funds sponsored by the Group. As the manager of these structured entities, the Group invests, on behalf of its customers, the funds raised in the assets as described in the investment plan related to each structured entity. The interests held by the Group in these unconsolidated structured entities primarily include investments held directly and/or management fees, commission and performance fee earned from managed structured entities. The Group concluded that it acted as an agent rather than a principal based on its assessment of the variable return derived from these structured entities. Therefore, these structured entities are not consolidated by the Group.

For the year ended 31 December 2020, the Group earned management fee, commission and performance fee amounted to RMB967.71 million (31 December 2019: RMB894.57 million) from these unconsolidated structured entities sponsored by the Group, for which the Group held no interest in during and as at the end of the reporting year.

As at 31 December 2020 and 31 December 2019, the maximum exposure and the carrying amount of relevant balance sheet items of the Group arising from these unconsolidated structured entities, for which the Group held interests in as at the end of the reporting year, were set out as below:

	31 December 2020	31 December 2019
Financial assets at fair value through profit or loss		
– Carrying amount	4,232,618	2,405,675
– Maximum exposure	4,285,686	2,430,393

Notes to the Consolidated Financial Statements (Continued)

For the year ended 31 December 2020

(In RMB thousands, unless otherwise stated)

48 INTERESTS IN STRUCTURED ENTITIES (Continued)

(2) Interests in unconsolidated structured entities (Continued)

(ii) Structured entities sponsored by third party financial institutions

As at 31 December 2020 and 31 December 2019, the amount of maximum exposure and the book value of relevant balance sheet items of the Group arising from the interest held of directly invested structured entities sponsored by third party financial institutions were equal, which set out as below:

	31 December 2020	31 December 2019
Financial assets at fair value through profit or loss	34,863,966	28,270,622

49 TRANSFERRED FINANCIAL ASSETS

The Group enters into transactions in the normal course of business by which it transfers recognized financial assets to third parties or customers. In some cases where these transfers may give rise to full or partial derecognition of the financial assets concerned. In other cases where the Group has retained substantially all the risks and rewards of these assets, the Group continues to recognize the transferred assets.

Repurchase transactions

Transferred financial assets that do not qualify for derecognition include debt securities held by counterparties as collateral under repurchase transactions. The counterparties are allowed to re-pledge those securities sold under repurchase transactions in the absence of default by the Group, but have an obligation to return the securities at the maturity of the contract. If the securities increase or decrease in value, the Group may in certain circumstances require counterparties to return part of collateral or be required to place additional collateral. The Group has determined that it retains substantially all the risks and rewards of these securities and therefore does not derecognize them. A financial liability is recognized for cash received.

Notes to the Consolidated Financial Statements (Continued)

For the year ended 31 December 2020

(In RMB thousands, unless otherwise stated)

49 TRANSFERRED FINANCIAL ASSETS (Continued)

Securities lending arrangements

Transferred financial assets that do not qualify for derecognition include securities lent to customers for securities selling transactions, for which the customers provide the Group with collateral that could fully cover the credit risk exposure of the securities lent. The customers have an obligation to return the securities according to the contracts. If the securities increase or decrease in value, the Group may in certain circumstances be required to return part of collateral or require counterparties to place additional collateral. The Group has determined that it retains substantially all the risks and rewards of these securities and therefore does not derecognize them.

The following table analyses the carrying amount of the above-mentioned financial assets transferred to third parties or customers that did not qualify for derecognition and their associated financial liabilities:

	31 December 2020	31 December 2019
Carrying amount of transferred assets		
– Securities lending	2,185,237	624,531
– Financial assets sold under repurchase agreements	–	1,155,843
Total	<u>2,185,237</u>	<u>1,780,374</u>
Carrying amount of related liabilities		
– Financial assets sold under repurchase agreements	–	1,059,736

Notes to the Consolidated Financial Statements (Continued)

For the year ended 31 December 2020
(In RMB thousands, unless otherwise stated)

50 COMMITMENTS AND CONTINGENT LIABILITIES

(1) Capital commitments

	31 December 2020	31 December 2019
Contracted, but not provided for	29,669	2,572

The above-mentioned capital commitments are primarily in respect of the equity investment, purchase of equipment and decoration of properties by the Group.

(2) Legal proceedings

The Company and its subsidiaries are subject to claims and are parties to legal and regulatory proceedings in their ordinary course of businesses. As at 31 December 2020 and 31 December 2019, management of the Group believes that the Group was not involved in any material legal, or arbitration proceedings that if adversely determined, would have material impact on its financial position or results of operations of the Group.

51 RELATED PARTY DISCLOSURES

(1) Beijing State-owned Capital Operation and Management Center

As at 31 December 2019, Beijing State-Owned Capital Operation and Management Center (“Beijing State Management Center”) owned 35.11% of the equity interest of the Company.

Beijing State Management Center was established by State-owned Assets Supervision and Administration Commission of the People’s Government of Beijing Municipality, which is a People-owned enterprise controlled by the PRC government.

Notes to the Consolidated Financial Statements (Continued)

For the year ended 31 December 2020

(In RMB thousands, unless otherwise stated)

51 RELATED PARTY DISCLOSURES (Continued)

(1) Beijing State-owned Capital Operation and Management Center (Continued)

The transactions between Beijing State Management Center and the Group are in the ordinary course of business under normal commercial terms and conditions. Corresponding transactions and balances with this institution were as follows:

	Eleven months ended 30 November 2020	Year ended 31 December 2019
Fee and commission income	940	14,667
Interest expense	(22)	(20)

In January 2020, the Company received a notice from the original largest shareholder, Beijing State Management Center, who intended to transfer all of its holding of 2,684,309,017 A-shares, representing 35.11% of the total share capital of the Company, to Beijing Financial Holdings Group Co., Ltd. ("Beijing Financial Holdings Group") for nil consideration ("Transfer"). In March 2020, Beijing State Management Center and Beijing Financial Holdings Group signed the Agreement on the Transfer. The Transfer has been approved by State-owned Assets Supervision and Administration Commission of People's Government of Beijing Municipality in March 2020 and approved by CSRC in October 2020, respectively. The Transfer registration has been completed on 30 November 2020.

After the completion of the Transfer, Beijing State Management Center no longer holds any shares in the Company and Beijing Financial Holdings Group directly holds 2,684,309,017 A-shares, representing 35.11% of the total share capital of the Company, making it the largest shareholder of the Company. The Transfer has no impacts on the Company's non-controlling shareholders and the status that the Company has no actual controlling person.

Notes to the Consolidated Financial Statements (Continued)

For the year ended 31 December 2020

(In RMB thousands, unless otherwise stated)

51 RELATED PARTY DISCLOSURES (Continued)

(2) Beijing Financial Holdings Group and companies under Beijing Financial Holdings Group

As a result of the Company's non-public offering of A-shares in December 2020, the percentage of shareholding of Beijing Financial Holdings Group has declined passively. As at 31 December 2020, Beijing Financial Holdings Group owned 34.61% of the equity interest of the Company.

Beijing Financial Holdings Group was established by State-owned Assets Supervision and Administration Commission of the People's Government of Beijing Municipality, which is an integrated financial investment holding platform and managed as a municipal level I enterprise.

The Group enters into transactions with Beijing Financial Holdings Group and companies under it in the ordinary course of business under normal commercial terms. In December 2020, the Group had no related-party transactions with Beijing Financial Holdings Group and companies under it.

(3) Central Huijin and companies under Central Huijin

As at 31 December 2020, Central Huijin Investment Limited ("Central Huijin") owned 30.76% of the equity interest of the Company (31 December 2019: 31.21%).

Central Huijin is a wholly-owned subsidiary of China Investment Corporation, which is incorporated in Beijing, the PRC. Central Huijin was established to hold certain equity interests in state-owned financial institutions as authorized by the China State Council and does not engage in other commercial activities. Central Huijin exercises its legal rights and assumes obligations related to the Company on behalf of the PRC Government. Central Huijin has equity interests in certain other banks and financial institutions under the direction of the PRC government.

Notes to the Consolidated Financial Statements (Continued)

For the year ended 31 December 2020

(In RMB thousands, unless otherwise stated)

51 RELATED PARTY DISCLOSURES (Continued)

(3) Central Huijin and companies under Central Huijin (Continued)

The Group enters into transactions with Central Huijin and companies under it in the ordinary course of business under normal commercial terms. Corresponding transactions and balances with these banks and financial institutions were as follows:

	Year ended 31 December	
	2020	2019
Fee and commission income	73,797	106,132
Interest income	348,892	242,334
Other income	2,888	–
Fee and commission expenses	(108,902)	(73,930)
Interest expense	(138,635)	(104,668)
Other operating expenses and costs	(547)	–

	31 December	31 December
	2020	2019
Assets		
Financial assets at fair value through other comprehensive income	1,167,141	277,987
Financial assets at fair value through profit or loss	2,645,946	1,089,795
Derivative financial assets	16,525	60,067
Cash held on behalf of client	8,359,056	7,841,551
Cash and bank balances	2,883,531	1,681,302
Accounts receivable	31,916	35,405
Right of use assets	900	2,390
Liabilities		
Accounts payable to brokerage clients	17,430	4,907
Derivative financial liabilities	82,732	15,156
Financial assets sold under repurchase agreements	4,146,840	500,642
Short-term borrowings	–	89,598
Other current liabilities	77,513	118,556
Lease liabilities	849	2,387

Notes to the Consolidated Financial Statements (Continued)

For the year ended 31 December 2020

(In RMB thousands, unless otherwise stated)

51 RELATED PARTY DISCLOSURES (Continued)

(4) Government related entities

According to the provisions of IAS 24 – Related Parties Disclosures, government entities controlled and jointly controlled by the PRC government and their subsidiaries (the “government related entities”) are also regarded as related parties of the Group.

Part of the Group’s transactions including securities and futures dealing and broking, underwriting of debt securities, purchase and sale of government bonds, and equity and debt securities issued by other government related entities are entered into with government related entities.

Directors of the Company consider that transactions with government related entities are activities conducted in the ordinary course of business under normal commercial terms and conditions, and that the dealings of the Group have not been significantly or unduly affected by the fact that the Group and those entities are government related. The Group has also established pricing policies for products and services and such pricing policies do not depend on whether or not the counterparties are government related entities.

(5) Other major shareholders and its related parties

The Group’s major transactions and balances with other major shareholders and its related parties were as follows:

	Year ended 31 December	
	2020	2019
Fee and commission income	23,956	107,407
Interest income	91,628	62,760
Fee and commission expenses	(45,012)	(37,158)
Interest expense	(14,789)	(47,477)
Other operating expenses and costs	(3,793)	–

Notes to the Consolidated Financial Statements (Continued)

For the year ended 31 December 2020

(In RMB thousands, unless otherwise stated)

51 RELATED PARTY DISCLOSURES (Continued)

(5) Other major shareholders and its related parties (Continued)

	31 December 2020	31 December 2019
Assets		
Financial assets at fair value through other comprehensive income	518,466	260,516
Financial assets at fair value through profit or loss	237,674	117,375
Derivative financial assets	790	6,229
Cash held on behalf of client	8,425,770	2,925,033
Cash and bank balance	719,343	623,182
Accounts receivable	18,051	10,527
Liabilities		
Accounts payable to brokerage clients	603,806	33,766
Derivative financial liabilities	15,262	16,774
Financial assets sold under repurchase agreements	1,388,121	579,585
Other current liabilities	20,507	26,507

(6) The Group's associates

The Group entered into transactions with its associates at arm's length in the ordinary course of business. Management considers that transactions between the Group and its associates are not significant.

(7) Key management personnel

Key management personnel are those who have the authority and responsibility to directly or indirectly plan, direct and control the Group activities, including the board of directors, the board of supervisors and other senior management personnel.

Notes to the Consolidated Financial Statements (Continued)

For the year ended 31 December 2020

(In RMB thousands, unless otherwise stated)

51 RELATED PARTY DISCLOSURES (Continued)

(7) Key management personnel (Continued)

The Group's remuneration paid for key management personnel is disclosed as follow:

	Year ended 31 December	
	2020	2019
Salaries, bonuses and allowances	141,704	134,968
Staff benefits	1,332	1,296
Contributions to defined contribution schemes	3,730	1,641
Total	146,766	137,905

For the year ended 31 December 2020, the remuneration of these individuals above includes 2016 pre-tax deferred bonus paid in 2020. For the year ended 31 December 2019, the remuneration of these individuals above includes 2014 and 2015 pre-tax deferred bonus paid in 2019.

52 FAIR VALUE AND FAIR VALUE HIERARCHY

Fair value is the price that would be received to sell an asset or paid to transfer a liability in an orderly transaction between market participants at the measurement date.

Fair value hierarchy

The Group uses the following hierarchy for determining and disclosing the fair values of financial instruments:

Level 1: where the inputs are unadjusted quoted prices in active markets for identical assets or liabilities at the measurement date.

Level 2: where the inputs are observable for the assets and liabilities, either directly or indirectly, other than quoted prices in Level 1.

Level 3: where the inputs are unobservable inputs for relevant assets or liabilities.

Notes to the Consolidated Financial Statements (Continued)

For the year ended 31 December 2020

(In RMB thousands, unless otherwise stated)

52 FAIR VALUE AND FAIR VALUE HIERARCHY (Continued)

Fair value hierarchy (Continued)

The Group uses valuation techniques or counterparty quotations to determine fair value when market prices are not available in active markets.

The major parameters used in valuation techniques include, among others, underlying securities prices, interest rates, foreign exchange rates, volatilities, which are all observable and available from an active market.

For certain unlisted equity securities (private equity securities), thinly traded equity securities, subordinated tranche of asset-backed securities, certain over-the-counter derivative contracts and trust plans, the management uses counterparty quotations or valuation techniques to determine their fair value. Valuation techniques used primarily include discount cash flow model, option pricing model and comparable companies methods, etc. The fair value measurement of these financial instruments may use unobservable inputs that may have significant impact on the valuation results, and therefore, the Group includes them as Level 3 assets and liabilities. The unobservable parameters that may have impacts on the valuation include, among others, weighted average cost of capital, liquidity discount, price to book ratio and volatility of underlying assets. As at 31 December 2020 and 31 December 2019, fair value changes resulting from the changes in the unobservable inputs were not significant. The Group has implemented internal control procedures to monitor and control the Group's exposures to such financial instruments.

Notes to the Consolidated Financial Statements (Continued)

For the year ended 31 December 2020

(In RMB thousands, unless otherwise stated)

52 FAIR VALUE AND FAIR VALUE HIERARCHY (Continued)

(1) Financial instruments recorded at fair value

	31 December 2020			Total
	Level 1	Level 2	Level 3	
Financial assets at fair value through profit or loss				
– Debt instruments	9,251,365	73,041,875	21,892	82,315,132
– Equity investments	13,741,958	1,717,204	2,619,626	18,078,788
– Fund investments	6,463,824	3,996,984	167	10,460,975
– Others	5,000	25,387,384	2,408,369	27,800,753
Subtotal	29,462,147	104,143,447	5,050,054	138,655,648
Derivative financial assets	323,043	970,900	338,266	1,632,209
Financial assets at fair value through other comprehensive income				
– Debt instruments	1,966,454	42,847,816	2,494	44,816,764
– Equity instruments	54,948	3,225,144	–	3,280,092
Subtotal	2,021,402	46,072,960	2,494	48,096,856
Total assets	31,806,592	151,187,307	5,390,814	188,384,713
Financial liabilities at fair value through profit or loss				
– Financial liabilities held for trading	–	5,140	–	5,140
– Financial liabilities designated as at fair value through profit or loss	–	–	1,590,589	1,590,589
Subtotal	–	5,140	1,590,589	1,595,729
Derivative financial liabilities	300,745	779,006	1,344,869	2,424,620
Total liabilities	300,745	784,146	2,935,458	4,020,349

Notes to the Consolidated Financial Statements (Continued)

For the year ended 31 December 2020

(In RMB thousands, unless otherwise stated)

52 FAIR VALUE AND FAIR VALUE HIERARCHY (Continued)

(1) Financial instruments recorded at fair value (Continued)

	31 December 2019			Total
	Level 1	Level 2	Level 3	
Financial assets at fair value through profit or loss				
– Debt instruments	5,559,555	45,155,332	8,828	50,723,715
– Equity investments	8,500,768	157,020	2,518,867	11,176,655
– Fund investments	5,439,702	2,642,149	–	8,081,851
– Others	–	20,088,269	1,685,443	21,773,712
Subtotal	19,500,025	68,042,770	4,213,138	91,755,933
Derivative financial assets	65,015	714,681	175,754	955,450
Financial assets at fair value through other comprehensive income				
– Debt instruments	830,466	31,597,072	2,497	32,430,035
– Equity instruments	60,488	3,153,312	–	3,213,800
Subtotal	890,954	34,750,384	2,497	35,643,835
Total assets	20,455,994	103,507,835	4,391,389	128,355,218
Financial liabilities at fair value through profit or loss				
– Financial liabilities held for trading	–	518,161	–	518,161
– Financial liabilities designated as at fair value through profit or loss	–	–	608,183	608,183
Subtotal	–	518,161	608,183	1,126,344
Derivative financial liabilities	66,622	308,662	386,288	761,572
Total liabilities	66,622	826,823	994,471	1,887,916

Notes to the Consolidated Financial Statements (Continued)

For the year ended 31 December 2020

(In RMB thousands, unless otherwise stated)

52 FAIR VALUE AND FAIR VALUE HIERARCHY (Continued)

(2) Movements in Level 3 financial instruments measured at fair value

Movements in Level 3 financial instruments measured at fair value in each year are as follow:

	Year ended 31 December 2020				
	Financial assets at fair value through profit or loss	Financial assets at fair value through other comprehensive income	Derivative financial assets	Financial liabilities at fair value through profit or loss	Derivative financial liabilities
1 January 2020	4,213,138	2,497	175,754	608,183	386,288
Total gains or losses for the year	196,041	–	346,861	139,360	1,218,720
Total gains recorded in other comprehensive income	–	(1,010)	–	–	–
Increases	3,185,327	–	158,373	2,839,308	598,791
Decreases	(2,007,952)	–	(342,722)	(1,996,262)	(858,930)
Transfers to Level 3 from Level 1	32,239	–	–	–	–
Transfers to Level 3 from Level 2	114,934	1,007	–	–	–
Transfers to Level 1 from Level 3	(233,305)	–	–	–	–
Transfers to Level 2 from Level 3	(450,368)	–	–	–	–
31 December 2020	<u>5,050,054</u>	<u>2,494</u>	<u>338,266</u>	<u>1,590,589</u>	<u>1,344,869</u>
Gains or losses for the year included in profit or loss for assets/liabilities held at the end of the year	196,041	–	346,861	(139,360)	(1,218,720)

Notes to the Consolidated Financial Statements (Continued)

For the year ended 31 December 2020

(In RMB thousands, unless otherwise stated)

52 FAIR VALUE AND FAIR VALUE HIERARCHY (Continued)

(2) Movements in Level 3 financial instruments measured at fair value (Continued)

Movements in Level 3 financial instruments measured at fair value in each year are as follow: (Continued)

	Year ended 31 December 2019				
	Financial assets at fair value through profit or loss	Financial assets at fair value through other comprehensive income	Derivative financial assets	Financial liabilities at fair value through profit or loss	Derivative financial liabilities
1 January 2019	3,847,796	–	861,154	–	43,699
Total gains or losses for the year	220,853	–	(386,514)	4,041	219,286
Total gains recorded in other comprehensive income	–	(12,285)	–	–	–
Increases	1,916,099	–	367,493	604,142	902,124
Decreases	(1,878,024)	–	(666,379)	–	(778,821)
Transfers to Level 3 from Level 1	8,682	11,079	–	–	–
Transfers to Level 3 from Level 2	97,732	3,703	–	–	–
31 December 2019	<u>4,213,138</u>	<u>2,497</u>	<u>175,754</u>	<u>608,183</u>	<u>386,288</u>
Gains or losses for the year included in profit or loss for assets/liabilities held at the end of the year	220,853	–	(386,514)	(4,041)	(219,286)

Notes to the Consolidated Financial Statements (Continued)

For the year ended 31 December 2020

(In RMB thousands, unless otherwise stated)

52 FAIR VALUE AND FAIR VALUE HIERARCHY (Continued)

(3) Important unobservable input value in fair value measurement of Level 3

The fair value of financial instruments under Level 3 are primarily determined by discounted cash flow model, option pricing model and comparable companies methods, etc. Determinations to classify fair value measures within Level 3 of the valuation hierarchy are primarily based on the significance of the unobservable inputs which mainly include weighted average cost of capital, liquidity discount, price to book ratio, volatility of underlying assets and others to the overall fair value measurement.

(4) Transfers between Level 1 and Level 2

During the year ended 31 December 2020, the amount of financial assets at fair value through profit and loss from Level 1 to Level 2 were RMB459.41 million and the amount of financial assets at fair value through profit and loss from Level 2 to Level 1 were RMB7.53 million.

During the year ended 31 December 2019, the amount of financial assets at fair value through profit and loss and financial assets at fair value through other comprehensive income transferred from Level 1 to Level 2 were RMB40.86 million and RMB9.95 million, respectively

(5) Financial assets and financial liabilities not measured at fair value

The information below summarizes the carrying amounts and fair values of those financial assets and liabilities not measured at fair value in the consolidated statement of financial position. As at 31 December 2020 and 31 December 2019, financial assets and financial liabilities for which the carrying amounts approximate fair value, including financial assets held under resale agreements, refundable deposits, margin accounts, accounts receivable, cash held on behalf of clients, cash and bank balances, lease liabilities, accounts payable to brokerage clients, financial assets sold under repurchase agreements, placements from banks and other financial institutions, short-term borrowings and short-term financing instruments payable are not listed in the table below.

Notes to the Consolidated Financial Statements (Continued)

For the year ended 31 December 2020

(In RMB thousands, unless otherwise stated)

52 FAIR VALUE AND FAIR VALUE HIERARCHY (Continued)

(5) Financial assets and financial liabilities not measured at fair value (Continued)

As at 31 December 2020 and 31 December 2019, the carrying amounts and fair value of bonds in issue (including bonds in issue with maturity within one year) are summarized below:

	31 December 2020	31 December 2019
Bonds in issue (including bonds in issue with maturity within one year)		
– Carrying amount (Notes 42 and 43)	65,320,499	56,884,570
– Fair value	65,557,195	57,441,093

53 FINANCIAL INSTRUMENTS RISK MANAGEMENT

The management considers effective risk management a critical element in ensuring the Company's successful operations. Therefore, the Company has established a set of comprehensive risk management and internal control systems to enable the Company to monitor, evaluate and manage various financial risks in its business activities, including primarily credit risk, market risk and liquidity risk and operational risk.

The Company's risk management and control system is not significantly changed compared to 31 December 2019.

Structure of risk management

The Board

The Board of Directors is the Company's highest decision-making body in risk management, the executive management is the execution body, whilst different units are responsible for directly managing the risks they face in their business or operational activities. The Company has three dedicated risk control departments, namely the Risk Management Department, the Legal and Compliance Department and the Internal Audit Department, which independently monitor and manage risks before the event, during the event and after the event, as per their respective roles and responsibilities.

Notes to the Consolidated Financial Statements (Continued)

For the year ended 31 December 2020

(In RMB thousands, unless otherwise stated)

53 FINANCIAL INSTRUMENTS RISK MANAGEMENT (Continued)

Structure of risk management (Continued)

The Board (Continued)

The Board of Directors is the Company's highest decision-making body in risk management, which makes decisions with respect to the Company's overall risk management strategies and policies, internal control arrangements, and actions to address material risks faced by the Company, among other things.

The Risk Management Committee under the Board of Directors is responsible for supervising the overall risk management of the Company and ensuring the associated risks are adequately managed so that risk management activities can be effectively carried out through the Company's business and operating activities. The Board's Risk Management Committee also has the following responsibilities: preparing the overall risk management policies for the Board's deliberation; determining the strategic structure and resources for risk management so that they are aligned with the internal risk management policies; setting limits for major risks; and supervising and reviewing the risk management policies and making recommendations to the Board.

The Operation Management

The Company's Executives Committee makes overall decisions with respect to the prevention, control, mitigation, or acceptance of risks in the Company's business and operating activities and makes decisions on efforts to improve the internal control rules and procedures and control measures in accordance with the risk management policies adopted by the Board.

The Company Risk Management Committee of the Executives Committee is responsible for discussing and proposing the Company's risk preference and tolerance as well as key risk limits for further decision-making; review and approval of specific risk limits and risk control criteria for each business lines; drafting and promoting the implementation of various risk management rules and measures; review and approval of new businesses and products; review and approval of the Company's risk reports and routine compliance risk reports; and formulating risk control strategies and plans for material business matters.

The Chief Risk Officer of the Company is responsible for leading risk management activities across the Company, including organizing the formulation of relevant risk management rules and procedures, improving the Company's comprehensive risk management practices, organizing the pilot work of consolidated risk control and monitoring, and guiding the Risk Management Department in the identification, evaluation, monitoring and reporting of various risks.

Notes to the Consolidated Financial Statements (Continued)

For the year ended 31 December 2020

(In RMB thousands, unless otherwise stated)

53 FINANCIAL INSTRUMENTS RISK MANAGEMENT (CONTINUED)

Structure of risk management (continued)

The Department, Branch and Subsidiary

Each and every department and branch/subsidiary of the Company, within their respective roles and responsibilities, is responsible for following the decisions, rules and procedures, and risk management policies, and implementing risk-control measures and engaging in direct risk control efforts in their business activities. Every staff of the Company has the responsibility to comply with the Company's relevant rules and procedures and contribute to daily risk control efforts as part of their own job responsibilities.

The Risk Management Department that is responsible for risk management of the Company, the Legal and Compliance Department that is responsible for legal affairs and compliance management, and the Internal Audit Department that is responsible for the Company's internal audit activities are the three independent risk management functions that establish their own rules and procedures and operate independently to promote risk management of the Company. Specifically, the Risk Management Department is responsible for risk management before and during the event through risk monitoring and assessment, the Legal Compliance Department is responsible for managing the overall legal and compliance risks of the Company, and the Internal Audit Department is responsible for conducting audits to identify material defects in key rules and procedures and processes, as well as internal control weakness, and supervising corrections and rectifications.

In addition, pursuant to the needs of risk management in investment banking business, aligned with the regulatory requirements, the Company has established the internal review department. Through such review at the firm level, the Company conducts final risk control prior to the delivery of investment banking projects, and assumes the decision making responsibility of the ultimate approval of materials and documents to be submitted, reported, issued or disclosed in the name of the Company.

Notes to the Consolidated Financial Statements (Continued)

For the year ended 31 December 2020

(In RMB thousands, unless otherwise stated)

53 FINANCIAL INSTRUMENTS RISK MANAGEMENT (Continued)

Risk management activities

The Risk Management Department works with business and management departments to identify major risks during the course of different business and management activities, issue the “Risk Classification and Key Control List”, and continue to update the same in light of business changes and monitoring findings.

The Company establishes a before-the-event risk control mechanism. It focuses on each of the main business lines to formulate specific risk limits and risk control standards, and has explicit procedures of risk control; the Risk Management Department and the Legal and Compliance Department have participated in the before-the-event evaluation for important projects and the operation system, and have expressed their opinions independently; important risk control parameters are directly under the management and control of the Risk Management Department, which also conducts independent verification for valuation model of financial instruments before going online.

The Risk Management Department formulates the risk monitoring processes and indicators for key business and management lines. In particular, risk monitoring indicators for brokerage business, proprietary business, securities financing business, asset management business and custodian business as well as risk control indicators including net capital are monitored through the monitoring system, while the risk monitoring for other business or management lines primarily relies on regular and ad hoc monitoring by means of on-site monitoring, risk information reporting, data access and regular meetings.

The Company also formulates operational process for risk assessment, and determines main assessment methods and qualitative and quantitative risk rating criteria for various types of risks. The Risk Management Department assesses and rates the risk matters on an ongoing basis, evaluates the control of major business risks on a regular basis, and conducts comprehensive year-end assessments of the risk control process, risk events and positions, and risk incidents of the departments, branches and subsidiaries as a key component of their performance assessment.

Notes to the Consolidated Financial Statements (Continued)

For the year ended 31 December 2020

(In RMB thousands, unless otherwise stated)

53 FINANCIAL INSTRUMENTS RISK MANAGEMENT (Continued)

Risk management activities (Continued)

The Company has formulated guidelines for various types of risk management and control, including market risk, credit risk, operational risk, liquidity risk and reputation risk, in order to guide and regulate the response to risks in various business lines. The Company has established crisis management mechanism and programs, and has formulated effective contingency measures and plans for various businesses, especially for key risks and emergencies such as liquidity crisis, accidents on transaction system and major public health incidents, while emergency response mechanism has been established and is drilled sporadically on a regular or irregular basis.

The Risk Management Department establishes a mechanism for the transfer of risk information and significant risk warnings. The Company establishes the risk information management mechanism including transferring and managing risk information and providing significant risk warnings. The Risk Management Department is responsible for formulating operational procedures for communicating and reporting risk information and issuing risk warnings, and the departments and branches and subsidiaries report risk information or issue warnings on potential risks identified by themselves to the Risk Management Department. The Risk Management Department then manages the risk information, performs comprehensive analyses on various risk information to identify risk control weaknesses and loopholes and propose recommendations on improving risk control, reports significant risks to the Chief Risk Officer and executive management or a Risk Management Committee, and at the same time, communicates risk information to relevant departments, while tracking any follow-up activities. The Risk Management Department prepares risk reports and risk control recommendation reports according to the results on risk identification, monitoring and assessment, and reports the findings to involved parties and the executive management of the Company. The Risk Management Department continuously monitors risks and the risk control status by following up on the implementation of risk control recommendations by relevant parties in managing risks identified in the risk reports.

Risk analysis and control

Financial risks in the Company's daily operating activities primarily include market risk, liquidity risk, credit risk, and operational risk. The Company has established specific policies and procedures to identify and address these risks, set out appropriate risk limits and internal control processes to manage these risks, and built integrated control system and information technology systems to continuously monitor these risks.

Notes to the Consolidated Financial Statements (Continued)

For the year ended 31 December 2020

(In RMB thousands, unless otherwise stated)

53 FINANCIAL INSTRUMENTS RISK MANAGEMENT (CONTINUED)

Risk analysis and control (Continued)

53.1 Credit risk

Credit risks refer to the risks of an economic loss caused by the failure of customers, counterparties or issuers of debt financing instruments (also referred to as financiers) to perform their contractual obligations.

Credit risks of the Company relating to the securities financing business, which includes margin financing and stock pledge repurchase agreement, are primarily attributed to a decline in value, or insufficient liquidity of collateral provided by customers; customers' failure to repay debts in full in a timely manner due to legal disputes over collateral assets; and operational misconducts including fraudulent credit information, violation of contracts and regulatory requirements. Control over credit risks for the securities financing business is managed primarily through risk management education programs for customers, credit due diligence and verification of customers, risk assessment on collateralized (pledged) securities, setup of trading limits, daily mark to market of exposure, issuing risk notification to customers, margin calls, forced position liquidation and legal recourse. The Company performs an assessment of the need for any allowance for impairment in accordance with the ECL model of the accounting standards of IFRS 9, and actively carries out debt recovery activities for defaulting customers.

Credit risk relating to bond investments is primarily due to the decline in the creditworthiness of credit issuer of the debt financing instruments or defaults, counterparty defaults. The Company carries out due diligence for issuers and counterparties, establishes internal ratings for issuers, debts and counterparties, manages the access and size of transactions according to the internal and external rating, and controls credit risk using other tools for subsequent monitoring and management. In 2020, the Company further tightened the quality of its investment portfolio, strengthened due diligence of investment targets and counterparties and credit risk management measures to improve the capability of credit risk management, default losses were at low level.

The Company controls credit risks relating to over-the-counter derivative transactions by setting counterparty ratings and credit lines, and setting limits on the size of transactions and related credit risk exposures before transactions can take place. The Company monitors and controls credit risk exposure of counterparties within established limits by adopting mark-to-market practices of derivative transactions and related collateral as well as forced position liquidating procedures.

Notes to the Consolidated Financial Statements (Continued)

For the year ended 31 December 2020

(In RMB thousands, unless otherwise stated)

53 FINANCIAL INSTRUMENTS RISK MANAGEMENT (Continued)

Risk analysis and control (Continued)

53.1 Credit risk (Continued)

In order to manage the credit risk arising from the brokerage business, securities brokerage transactions in mainland China are all settled on a fully pledged basis, which enables settlement risks associated with brokerage business to be well under control. The Company strictly complies with relevant trading and settlement rules and procedures to prevent non-compliant financing operations for clients. In addition, for repurchase agreement transaction, through due diligence, establishment of reasonable customer limits and haircut on collateral bonds, setting standards for minimum collateral level of qualified securities and leverage ratios, concentration limits for single securities used as collateral and other measures, the Company prevents customer under-collateralisation. For option transactions, the Company takes measures including margin deposit management, limits setting and forced liquidation control to manage customers' credit risk.

Furthermore, the Company's Risk Management Department monitors credit risk on an ongoing basis, including monitoring the total amount of credit transactions and credit exposures of the same customer, tracking the qualifying credit status of counterparties and bond issuers, monitoring the collateral coverage of securities and financial business, requiring the business department to fulfill its post-investment management duties, as well as using stress testing and sensitivity analysis, amongst other techniques, to measure the credit risk of major business lines.

Expected credit loss measurement

The measurement of the ECL allowance for financial assets measured at amortized cost and financial assets measured at fair value through other comprehensive income, is an area that requires the use of models and assumptions about the future economic conditions and credit behavior of the clients (such as the likelihood of customers defaulting and the resulting losses).

Notes to the Consolidated Financial Statements (Continued)

For the year ended 31 December 2020

(In RMB thousands, unless otherwise stated)

53 FINANCIAL INSTRUMENTS RISK MANAGEMENT (Continued)

Risk analysis and control (Continued)

53.1 Credit risk (Continued)

Expected credit loss measurement (Continued)

The Group has applied a “three-stage” impairment model for ECL measurement based on changes in credit quality since the initial recognition of financial assets as summarized below:

- A financial instrument that is not credit-impaired on initial recognition is classified as “Stage 1” and has its credit risk continuously monitored by the Group;
- If a significant increase in credit risk (“SICR”) since initial recognition is identified, the financial instrument is moved to “Stage 2” but is not yet deemed to be credit-impaired;
- If the financial instrument is credit-impaired, the financial instrument is then moved to “Stage 3”.

Stage 1: The Group measures the loss allowance for a financial instrument at an amount equal to the next 12 months ECL. Stage 2 and Stage 3: The Group measures the loss allowance for a financial instrument at an amount equal to the lifetime ECL. Purchased or originated credit-impaired financial assets are those financial assets that are credit-impaired on initial recognition. The Group has measured the loss allowance for these financial instruments at an amount equal to the lifetime ECL.

For financial assets applied ECL measurement and classified under Stages 1 and 2, management assesses credit loss allowances using the risk parameter modelling approach that incorporated key parameters, including probability of default (“PD”), loss given default (“LGD”) and exposure at default (“EAD”). For credit-impaired financial assets classified under Stage 3, management assessed the credit loss allowances by estimating the cash flows expected to arise from the financial assets after taking into consideration forward looking factors.

Notes to the Consolidated Financial Statements (Continued)

For the year ended 31 December 2020

(In RMB thousands, unless otherwise stated)

53 FINANCIAL INSTRUMENTS RISK MANAGEMENT (Continued)

Risk analysis and control (Continued)

53.1 Credit risk (Continued)

Expected credit loss measurement (Continued)

The measurement of ECL adopted by the management according to IFRS 9, involves judgements, assumptions and estimations.

- Selection of the appropriate models and determination of relevant key measurement parameters;
- Criteria for determining whether or not there was a significant increase in credit risk, or a default or impairment loss was incurred;
- Determination of forward-looking measurements and weightings; and
- The estimated future cash flows for the financial assets classified under Stage 3.

Measuring ECL – models and parameters

The ECL is measured on either a 12-month (12M) or Lifetime basis depending on whether a SICR has occurred since initial recognition or whether an asset is considered to be credit-impaired.

The Company fully considers forward-looking information when measuring ECL. ECL are the discounted product of the PD, LGD, and EAD after considering the forward-looking impact.

- PD represents the likelihood of a borrower defaulting on its financial obligation, either over the next 12 months (12M PD), or over the remaining lifetime (Lifetime PD) of the obligation. For securities financing business, the Company determines the PD by borrower based on factors including the coverage ratio of underlying collateral value to margin loan (collateral to loan ratio) and the volatility of such collateral's valuation. For debt securities investments, internal credit rating is taken into consideration.

Notes to the Consolidated Financial Statements (Continued)

For the year ended 31 December 2020

(In RMB thousands, unless otherwise stated)

53 FINANCIAL INSTRUMENTS RISK MANAGEMENT (Continued)

Risk analysis and control (Continued)

53.1 Credit risk (Continued)

Expected credit loss measurement (Continued)

Measuring ECL – models and parameters (Continued)

- LGD represents the Group's expectation of the extent of loss on a defaulted exposure. For securities financing business, the Company determines LGD, based on factors including the realizable value of collateral upon forced liquidation taking into consideration the estimated volatility over the realization period. For debt securities investments, LGD is determined based on assessed publicly available information from credit rating agencies, and type of securities.
- EAD is based on the amounts the Group expects to be owed at the time of default, over the next 12 months (12M EAD) or over the remaining lifetime (Lifetime EAD).

The criteria of Significant increase in credit risk (SICR)

The Company evaluates financial instruments to identify whether a SICR has occurred since initial recognition at each balance sheet date. An ECL allowance of financial assets is recognized according to the stage in which the assets are classified. This took account of what reasonable information, including forward looking information, is available to identify whether a SICR had arisen. The Company considers a financial instrument to have experienced a SICR when one or more of the following quantitative, qualitative or backstop criteria have been met.

For securities financing business, the Company sets differentiated collateral to loan ratios as triggering margin calls and force liquidation thresholds (force liquidation thresholds generally no less than 130%) against different exposures related to these transactions, based on the obligors' credit quality, operation situation, contract maturity date, the volatility and liquidity of related collateral securities, and related performance information.

For securities financing business, the Company considered securities financing business to have experienced a SICR if collateral to loan ratios are lower than the force liquidation thresholds, which means a decline in collateral valuation or the quality of the third-party collateral is significantly reduced. As at 31 December 2020 and 31 December 2019, over 95% of the securities financing balances of the Company were covered by collateral value of over the force liquidation thresholds of related loan or repo amounts.

Notes to the Consolidated Financial Statements (Continued)

For the year ended 31 December 2020

(In RMB thousands, unless otherwise stated)

53 FINANCIAL INSTRUMENTS RISK MANAGEMENT (Continued)

Risk analysis and control (Continued)

53.1 Credit risk (Continued)

Expected credit loss measurement (Continued)

The criteria of Significant increase in credit risk (SICR) (Continued)

For debt securities investments, the Company makes use of its internal rating measurement system's results. The Company considers debt securities investments to have experienced a SICR if the latest internal ratings of the issuers of debt securities or the debt securities themselves underwent two notches of downward migration or more, compared with those ratings as at the acquisition date; and if the latest internal rating of issuers of debt securities or the debt securities themselves were under the predetermined grading. As at 31 December 2020 and 31 December 2019, all the debt securities investments of the Company were rated as investment grade or above and there was no SICR.

A backstop is applied to all relevant financial assets and they are considered to have experienced a SICR if the borrower, the counterparty, the issuer or the debtor is more than 30 days past due on its contractual payments.

The Company has used the low credit risk exemption for financial instruments, such as cash and bank accounts, settlement reserve, refundable deposits, financial assets held under resale agreements collateralized by debt securities.

Notes to the Consolidated Financial Statements (Continued)

For the year ended 31 December 2020

(In RMB thousands, unless otherwise stated)

53 FINANCIAL INSTRUMENTS RISK MANAGEMENT (Continued)

Risk analysis and control (Continued)

53.1 Credit risk (Continued)

Expected credit loss measurement (Continued)

Definition of default and credit impairment

The Company assesses whether a financial instrument has been credit-impaired in accordance with IFRS 9, in a manner consistent with its internal credit risk policies for managing financial instruments. The consideration includes qualitative criteria, quantitative criteria and upper limit. The Company defines a financial instrument as credit-impaired, which is fully aligned with the definition of “in default”, when it meets one or more of the following criteria:

- The borrower is more than 90 days past due on its contractual payments;
- For securities financing business, forced liquidation of a client’s position is triggered based on a predetermined threshold of loan to collateral ratios; whereby the collateral valuation falls short of the related loan or repo amounts;
- The latest internal ratings of issuers of debt securities or debt securities themselves are in default grade;
- The debtor, issuer, borrower or counterparty is in significant financial difficulty;
- An active market for that financial asset has disappeared because of debtor’s financial difficulties;
- Concessions have been made by the Company relating to the debtor, issuer, borrower or counterparty’s financial difficulty;
- It is becoming probable that the debtor, issuer, borrower, or counterparty will enter bankruptcy or undertake a financial restructuring, etc.

When a financial asset is considered to be credit-impaired, it may be the result of multiple events, not due to a separately identifiable event.

Notes to the Consolidated Financial Statements (Continued)

For the year ended 31 December 2020

(In RMB thousands, unless otherwise stated)

53 FINANCIAL INSTRUMENTS RISK MANAGEMENT (Continued)

Risk analysis and control (Continued)

53.1 Credit risk (Continued)

Expected credit loss measurement (Continued)

Definition of default and credit impairment (Continued)

In summary, the “three-stage” classification criteria for securities financing business is:

- Securities financing business with collateral to loan ratios above the force liquidation thresholds and those past due for no more than 30 days are classified under Stage 1.
- Securities financing business with collateral to loan ratios fall below the pre-determined force liquidation thresholds but above 100%; or those past due for more than 30 days but no more than 90 days are classified under Stage 2.
- Securities financing business with collateral to loan ratios fall below 100%; or those past due for more than 90 days are classified under Stage 3.

Forward-looking information

The assessment of SICR and the calculation of ECL both incorporate forward-looking information. The Company has performed historical data analysis and identified the key economic variables impacting credit risk and ECL for each financial instrument portfolio. Key economic variables mainly include the cumulative growth rate of Domestic Gross Domestic Product (GDP), Producer Price Index (PPI), Fixed Asset Investments Completion Rate and the growth rate of the financial institutions’ loan balances. Regression analysis has been performed to determine the relationships between these economic variables and macro factors. The Company forecasts the economic variables under different economic scenarios and applies them in the measurement of ECL with Merton Model.

For all portfolios the Company concluded that three scenarios appropriately captured non-linearities of key economic variables. The scenario weightings are determined by a combination of statistical analysis and expert judgement, taking account of the range of possible outcomes each chosen scenario is representative of. The Company reevaluates the quantity and characteristic of the three scenarios at each balance sheet date. As at 31 December 2020 and 31 December 2019, the Company set three scenarios of optimism, base and pessimism for analysis of main product types, and the probability-weight of base scenario employed by the Company was more than that of the other scenarios.

Notes to the Consolidated Financial Statements (Continued)

For the year ended 31 December 2020

(In RMB thousands, unless otherwise stated)

53 FINANCIAL INSTRUMENTS RISK MANAGEMENT (Continued)

Risk analysis and control (Continued)

53.1 Credit risk (Continued)

Expected credit loss measurement (Continued)

Forward-looking information (Continued)

In 2020, the Company's key macroeconomic assumptions used in various macroeconomic scenarios include a forecast cumulative growth rate of 9.10% of GDP, 1.60% of the PPI, 6.70% of fixed Asset Investment Completion Rate, and a forecast growth rate of 11.10% of the financial institutions' loan balances, under the base scenario. In optimistic and pessimistic scenario, the above indicators' forecast value changes around benchmark value by no more than positive or negative 30%.

The assessment of SICR is performed using the Lifetime PD under each of the base and other scenarios multiplied by the associated scenario weighting, as well as qualitative criteria, quantitative criteria and upper limit. The Group measures ECL as either a probability weighted 12-month ECL or a probability weighted lifetime ECL. These probability-weighted ECLs are determined by running each scenario through the relevant ECL model and multiplying it by the appropriate scenario weighting.

As at 31 December 2020, by taking current economy situation, pandemic's impact and supporting policies applied by the government into comprehensive consideration, the Company updated relevant economic indicators for forward-looking measurement based on the latest economic forecasts. As with any economic forecasts, the projections and likelihoods of occurrence are subject to a high degree of inherent uncertainty and therefore the actual outcomes may be significantly different to those projected. The Company considers these forecasts to represent its best estimate of the possible outcomes as at the financial statement date.

Sensitivity analysis

The allowance for credit losses is sensitive to the inputs used in internally developed models, macroeconomic variables in the forward-looking forecasts, weighting applied to economic scenarios and other factors considered when applying expert judgement. Changes in these inputs, assumptions and judgements are likely to have an impact on the measurement of ECLs.

Notes to the Consolidated Financial Statements (Continued)

For the year ended 31 December 2020

(In RMB thousands, unless otherwise stated)

53 FINANCIAL INSTRUMENTS RISK MANAGEMENT (Continued)

Risk analysis and control (Continued)

53.1 Credit risk (Continued)

Expected credit loss measurement (Continued)

Sensitivity analysis (Continued)

As mentioned above, the Company adopts three scenarios for all portfolios, being the optimistic scenario, base scenario and pessimistic scenario. A sensitivity analysis was applied to these scenarios as at 31 December 2020 and 31 December 2019 and the results were as follows:

- (i) The incremental impact on the ECL allowance of applying the probability weighted scenarios was no more than a 5% deviation from the base ECL scenario;
- (ii) The decremental impact on the ECL allowance of increasing the weighting applied to the optimistic scenario by 10% and a corresponding reduction of 10% weighting applied to the base scenario was no more than 5% of the ECL allowance;
- (iii) The incremental impact of shifting 10% of the weighting from the base case scenario to the pessimistic scenario was no more than 5% of the ECL allowance.

Meanwhile, the Company also uses sensitivity analysis to monitor the impact of changes to the credit risk classification of financial assets on ECL. As at 31 December and 31 December 2019, assuming there was no SICR since initial recognition, and all the financial assets in Stage 2 were moved to Stage 1, the decremental impact on ECL allowance recognized in statement of financial position would be less than 5%.

Collateral and other credit enhancements

The Company employed a range of policies and credit enhancements to mitigate credit risk exposure to an acceptable level. The most common of these is accepting collateral for funds advanced or guarantee. The Company determined the type and amount of collateral according to the credit risk evaluation of counterparties. The collateral under margin financing and reverse repurchase agreements is primarily stocks, debt securities, funds etc. The management would test the market value of collateral periodically, and send margin calls according to related agreements, also monitor the market value fluctuation of collaterals when reviewing the measurement of the loss allowance.

Notes to the Consolidated Financial Statements (Continued)

For the year ended 31 December 2020

(In RMB thousands, unless otherwise stated)

53 FINANCIAL INSTRUMENTS RISK MANAGEMENT (Continued)

Risk analysis and control (Continued)

53.1 Credit risk (Continued)

Expected credit loss measurement (Continued)

Impairment provision of securities financing business

As at 31 December 2020, the percentage of impairment provision applied by the Company on securities financing business under the Stage 1, Stage 2 and Stage 3 were 0.26% , 0.54% and 70.50%, respectively (31 December 2019: 0.23%, 1.35% and 50.08%).

Credit risk exposure analysis

As at 31 December 2020 and 31 December 2019, the credit quality of the Company's financing exposures to customers was in good condition and over 95% of the securities financing business of the Company were with collateral to loan ratios no lower than the force liquidation thresholds. High threshold of margin loans to collateral ratios indicated that PD was low. For debt securities investments, the Company employed both open market credit ratings and internal credit ratings simultaneously as admittance criteria. The debt securities will be admitted only when the internal and external ratings criteria are met. Majority of the Company's debt securities investments were rated as investment grade (AA) or above externally.

The Group's maximum exposure to credit risk without taking into account of any collateral and other credit enhancements:

	31 December 2020	31 December 2019
Financial assets at fair value through other comprehensive income	44,816,764	32,430,035
Financial assets held under resale agreements	16,117,203	21,118,756
Refundable deposits	8,740,991	2,793,611
Margin accounts	46,515,175	27,806,140
Financial assets at fair value through profit or loss	117,437,377	79,179,041
Derivative financial assets	1,632,209	955,450
Cash held on behalf of clients	70,268,389	52,695,657
Deposits in banks	28,580,085	47,221,032
Others	8,559,953	2,399,811
Total maximum credit risk exposure	342,668,146	266,599,533

Notes to the Consolidated Financial Statements (Continued)

For the year ended 31 December 2020

(In RMB thousands, unless otherwise stated)

53 FINANCIAL INSTRUMENTS RISK MANAGEMENT (Continued)

Risk analysis and control (Continued)

53.1 Credit risk (Continued)

	31 December 2020			
	Stage of ECL			Total
	Stage 1	Stage 2	Stage 3	
	12-month ECL	Lifetime ECL	Lifetime ECL (Credit- impaired)	
Financial assets held under resale agreements				
Carrying amount	15,219,754	106,378	1,876,840	17,202,972
Loss allowance	(41,902)	(576)	(1,043,291)	(1,085,769)
Book value	<u>15,177,852</u>	<u>105,802</u>	<u>833,549</u>	<u>16,117,203</u>
Including: stock-pledged repurchase business				
Carrying amount	7,649,363	106,378	1,876,840	9,632,581
Loss allowance	(41,415)	(576)	(1,043,291)	(1,085,282)
Collateral	<u>37,293,861</u>	<u>300,487</u>	<u>3,213,311</u>	<u>40,807,659</u>
Margin accounts				
Carrying amount	46,611,235	60	1,072,550	47,683,845
Loss allowance	(99,346)	(2)	(1,069,322)	(1,168,670)
Book value	<u>46,511,889</u>	<u>58</u>	<u>3,228</u>	<u>46,515,175</u>
Financial assets at fair value through other comprehensive income (debt instruments)				
Book value	<u>44,814,270</u>	<u>–</u>	<u>2,494</u>	<u>44,816,764</u>
Loss allowance	(297,592)	–	(20,124)	(317,716)

Notes to the Consolidated Financial Statements (Continued)

For the year ended 31 December 2020

(In RMB thousands, unless otherwise stated)

53 FINANCIAL INSTRUMENTS RISK MANAGEMENT (Continued)

Risk analysis and control (Continued)

53.1 Credit risk (Continued)

	31 December 2019			Total
	Stage of ECL			
	Stage 1	Stage 2	Stage 3	
	12-month ECL	Lifetime ECL	Lifetime ECL (Credit- impaired)	
Financial assets held under resale agreements				
Carrying amount	19,835,841	374,703	1,005,091	21,215,635
Loss allowance	(27,466)	(5,075)	(64,338)	(96,879)
Book value	<u>19,808,375</u>	<u>369,628</u>	<u>940,753</u>	<u>21,118,756</u>
Including: stock-pledged repurchase business				
Carrying amount	13,649,571	374,703	1,005,091	15,029,365
Loss allowance	(26,862)	(5,075)	(64,338)	(96,275)
Collateral	<u>47,569,964</u>	<u>992,840</u>	<u>1,594,753</u>	<u>50,157,557</u>
Margin accounts				
Carrying amount	27,766,695	8	1,187,786	28,954,489
Loss allowance	(67,013)	(1)	(1,081,335)	(1,148,349)
Book value	<u>27,699,682</u>	<u>7</u>	<u>106,451</u>	<u>27,806,140</u>
Financial assets at fair value through other comprehensive income (debt instruments)				
Book value	<u>32,422,774</u>	<u>4,764</u>	<u>2,497</u>	<u>32,430,035</u>
Loss allowance	(10,514)	(1,558)	(15,366)	(27,438)

Notes to the Consolidated Financial Statements (Continued)

For the year ended 31 December 2020

(In RMB thousands, unless otherwise stated)

53 FINANCIAL INSTRUMENTS RISK MANAGEMENT (Continued)

Risk analysis and control (Continued)

53.1 Credit risk (Continued)

The movements of loss allowance are mainly affected by:

- Increases are primarily attributable to new financial instruments recognized, changes in PD, LGD and expected cash flow recovery rate affected by market changes, the resulted movements amongst Stage 1, Stage 2 and Stage 3, and updates of parameters and assumptions in the ECL model;
- Reversals include the reversals caused by the redemption or disposal of financial assets, the impact of changes in model parameters and assumption;
- Transfers between stages due to financial instruments experiencing significant increases (or decreases) in credit risk or becoming credit-impaired, and the corresponding measurement basis changes between the 12-month (12M) or the Lifetime basis; and
- Foreign exchange and other movements include changes in foreign exchange translations for assets denominated in foreign currencies and other movements.

Notes to the Consolidated Financial Statements (Continued)

For the year ended 31 December 2020

(In RMB thousands, unless otherwise stated)

53 FINANCIAL INSTRUMENTS RISK MANAGEMENT (Continued)

Risk analysis and control (Continued)

53.1 Credit risk (Continued)

The Group's credit risk exposure of financial instruments for which an ECL allowance is recognized as follows according to the stage of ECL:

(i) Credit loss allowance for margin accounts

	Stage of ECL			Total
	Stage 1	Stage 2	Stage 3	
	12-month ECL	Lifetime ECL	Lifetime ECL (Credit-impaired)	
1 January 2020	67,013	1	1,081,335	1,148,349
Increases	69,664	2	5,218	74,884
Reversals	(37,327)	–	(9,532)	(46,859)
Write – offs	–	–	(430)	(430)
Transfer:				
Stage 2 to stage 1	1	(1)	–	–
Foreign exchange and other movements	(5)	–	(7,269)	(7,274)
31 December 2020	<u>99,346</u>	<u>2</u>	<u>1,069,322</u>	<u>1,168,670</u>

	Stage of ECL			Total
	Stage 1	Stage 2	Stage 3	
	12-month ECL	Lifetime ECL	Lifetime ECL (Credit-impaired)	
1 January 2019	88,946	5,485	1,104,693	1,199,124
Increases	35,172	–	194,335	229,507
Reversals	(57,194)	(5,165)	(220,351)	(282,710)
Write – offs	–	–	–	–
Transfer:				
Stage 1 to stage 3	(238)	–	238	–
Stage 2 to stage 1	319	(319)	–	–
Stage 3 to stage 1	5	–	(5)	–
Foreign exchange and other movements	3	–	2,425	2,428
31 December 2019	<u>67,013</u>	<u>1</u>	<u>1,081,335</u>	<u>1,148,349</u>

Notes to the Consolidated Financial Statements (Continued)

For the year ended 31 December 2020

(In RMB thousands, unless otherwise stated)

53 FINANCIAL INSTRUMENTS RISK MANAGEMENT (Continued)

Risk analysis and control (Continued)

53.1 Credit risk (Continued)

(ii) Credit loss allowance for financial assets held under resale agreements

	Stage of ECL			Total
	Stage 1	Stage 2	Stage 3	
	12-month ECL	Lifetime ECL	Lifetime ECL (Credit-impaired)	
1 January 2020	27,466	5,075	64,338	96,879
Increases	35,304	554	989,478	1,025,336
Reversals	(19,966)	(416)	(16,033)	(36,415)
Write – offs	–	–	–	–
Transfer:				
Stage 1 to stage 2	(22)	22	–	–
Stage 1 to stage 3	(849)	–	849	–
Stage 2 to stage 3	–	(4,659)	4,659	–
Foreign exchange and other movements	(31)	–	–	(31)
31 December 2020	41,902	576	1,043,291	1,085,769

	Stage of ECL			Total
	Stage 1	Stage 2	Stage 3	
	12-month ECL	Lifetime ECL	Lifetime ECL (Credit-impaired)	
1 January 2019	48,389	51,546	19,661	119,596
Increases	15,964	3,818	34,156	53,938
Reversals	(32,892)	(23,498)	(20,277)	(76,667)
Write – offs	–	–	–	–
Transfer:				
Stage 1 to stage 2	(1,414)	1,414	–	–
Stage 1 to stage 3	(4,220)	–	4,220	–
Stage 2 to stage 3	–	(26,578)	26,578	–
Stage 2 to stage 1	1,627	(1,627)	–	–
Foreign exchange and other movements	12	–	–	12
31 December 2019	27,466	5,075	64,338	96,879

Notes to the Consolidated Financial Statements (Continued)

For the year ended 31 December 2020

(In RMB thousands, unless otherwise stated)

53 FINANCIAL INSTRUMENTS RISK MANAGEMENT (Continued)

Risk analysis and control (Continued)

53.1 Credit risk (Continued)

(iii) Credit loss allowance for financial assets at fair value through other comprehensive income (debt instruments)

	Stage of ECL			Total
	Stage 1	Stage 2	Stage 3	
	12-month ECL	Lifetime ECL	Lifetime ECL (Credit-impaired)	
1 January 2020	10,514	1,558	15,366	27,438
Increases	292,734	–	4,057	296,791
Reversals	(5,539)	(396)	(461)	(6,396)
Write – offs	–	–	–	–
Transfer:				
Stage 2 to stage 3	–	(1,162)	1,162	–
Foreign exchange and other movements	(117)	–	–	(117)
31 December 2020	<u>297,592</u>	<u>–</u>	<u>20,124</u>	<u>317,716</u>

	Stage of ECL			Total
	Stage 1	Stage 2	Stage 3	
	12-month ECL	Lifetime ECL	Lifetime ECL (Credit-impaired)	
1 January 2019	7,978	1,227	1,005	10,210
Increases	9,169	1,160	14,358	24,687
Reversals	(6,602)	(831)	–	(7,433)
Write – offs	–	–	–	–
Transfer:				
Stage 1 to stage 2	(2)	2	–	–
Stage 1 to stage 3	(3)	–	3	–
Foreign exchange and other movements	(26)	–	–	(26)
31 December 2019	<u>10,514</u>	<u>1,558</u>	<u>15,366</u>	<u>27,438</u>

Notes to the Consolidated Financial Statements (Continued)

For the year ended 31 December 2020

(In RMB thousands, unless otherwise stated)

53 FINANCIAL INSTRUMENTS RISK MANAGEMENT (Continued)

Risk analysis and control (Continued)

53.2 Liquidity risk

Liquidity risks refer to the risks that the Company is unable to acquire sufficient funds in a timely manner at a reasonable cost, in response to repay due debts, fulfill other payment obligations and meet other funding needs during normal course of business.

The Company has established clear decision-making levels, authority delegation and risk control rules and procedures, and clearly defined the roles and responsibilities of the Board of Directors, executive management and business departments in liquidity risk management. The Company has established strict rules and procedures for managing its own funds and requires strict compliance with these rules and procedures in taking debts, providing guarantees and making investments; it also sets liquidity risk limits and conducts daily and monthly liquidity position analyses to manage liquidity movements. For effective management of market liquidity risk of its securities portfolios, the Company has implemented securities centralization management for securities investment and financing activities, and has adopted credit rating criteria for fixed-income securities investments. The Company also calculates liquidity coverage ratio and net stable funds ratio as per regulatory requirements and all indicators fall within the safety zone.

The Asset and Liability Management Committee is responsible for organizing and managing the asset and liability allocation plan of the Company, reviewing and approving the internal valuation interest rate of capital and emergency plans for liquidity risk. The Company established the Treasury Operations Department to initiate the management of the liquidity of its proprietary funds, accounting for expanding mid- and long-term stable funding channels, reasonably adjusting the asset allocation among various business lines, and steadily optimizing its assets and liabilities structure. The Company has improved its daily practice for liquidity risk management and control mechanism with the assistance of classified liquidity reserve system, refining internal funds transfer pricing (FTP) system, as well as establishing and optimizing liquidity emergency plans and stress tests. In addition, in year of 2020, the Company issued various medium and long-term debt financing instruments, and equity refinancing instruments, to maintain sufficient liquidity reserve, improve emergency plans for liquidity risk, and ensure liquidity risk under control.

Notes to the Consolidated Financial Statements (Continued)

For the year ended 31 December 2020

(In RMB thousands, unless otherwise stated)

53 FINANCIAL INSTRUMENTS RISK MANAGEMENT (Continued)

Risk analysis and control (Continued)

53.2 Liquidity risk (Continued)

The maturity profile of the financial liabilities as at the end of the reporting year, based on their contractual undiscounted payments, is as follows:

	31 December 2020					Total
	Overdue/ repayable on demand	Less than 3 months	3 months to 1 year	1 to 5 years	More than 5 years	
Accounts payable to brokerage clients	74,710,488	–	–	–	–	74,710,488
Derivative financial liabilities	2,420,159	3,598	813	50	–	2,424,620
Financial liabilities at fair value through profit or loss	–	5,140	342,326	1,248,263	–	1,595,729
Financial assets sold under repurchase agreements	–	78,784,575	5,852,698	–	–	84,637,273
Placements from banks and other financial institutions	–	9,063,700	–	–	–	9,063,700
Short-term borrowings	–	625,426	–	–	–	625,426
Short-term financing instruments payable	–	34,762,554	7,615,333	–	–	42,377,887
Bonds in issue	–	415,363	989,588	51,955,691	–	53,360,642
Lease liabilities	–	137,867	208,494	682,959	24,412	1,053,732
Others (i)	9,337,982	5,214,710	16,266,370	4,050	596	30,823,708
Total	86,468,629	129,012,933	31,275,622	53,891,013	25,008	300,673,205
Cash flows from derivative financial liabilities settled on a net basis	2,420,159	3,144	813	50	–	2,424,166
Gross-settled derivative financial liabilities	–	454	–	–	–	454
Contractual amounts receivable	–	–	–	–	–	–
Contractual amounts payable	–	454	–	–	–	454

(i) Others mainly include bonds in issue with maturity within one year and amounts due to other holders of consolidated structured entities at fair value.

Notes to the Consolidated Financial Statements (Continued)

For the year ended 31 December 2020

(In RMB thousands, unless otherwise stated)

53 FINANCIAL INSTRUMENTS RISK MANAGEMENT (Continued)

Risk analysis and control (Continued)

53.2 Liquidity risk (Continued)

The maturity profile of the financial liabilities as at the end of the reporting year, based on their contractual undiscounted payments, is as follows: (Continued)

	31 December 2019					Total
	Overdue/ repayable on demand	Less than 3 months	3 months to 1 year	1 to 5 years	More than 5 years	
Accounts payable to brokerage clients	54,625,736	–	–	–	–	54,625,736
Derivative financial liabilities	759,681	1,450	313	128	–	761,572
Financial liabilities at fair value through profit or loss	–	842,773	283,754	–	–	1,126,527
Financial assets sold under repurchase agreements	–	52,701,156	2,944,771	–	–	55,645,927
Placements from banks and other financial institutions	–	9,265,754	–	–	–	9,265,754
Short-term borrowings	–	889,352	–	–	–	889,352
Short-term financing instruments payable	–	16,054,406	1,509,107	–	–	17,563,513
Bonds in issue	–	220,000	1,224,568	35,560,221	–	37,004,789
Lease liabilities	–	135,110	238,789	730,122	63,563	1,167,584
Others	20,694,121	10,169,078	19,458,764	10,286	–	50,332,249
Total	76,079,538	90,279,079	25,660,066	36,300,757	63,563	228,383,003
Cash flows from derivative financial liabilities settled on a net basis	759,681	823	262	128	–	760,894
Gross-settled derivative financial liabilities	–	627	51	–	–	678
Contractual amounts receivable	–	–	–	–	–	–
Contractual amounts payable	–	627	51	–	–	678

Notes to the Consolidated Financial Statements (Continued)

For the year ended 31 December 2020

(In RMB thousands, unless otherwise stated)

53 FINANCIAL INSTRUMENTS RISK MANAGEMENT (Continued)

Risk analysis and control (Continued)

53.2 Liquidity risk (Continued)

The table below analyzes the Group's lease agreements, which were committed as at 31 December 2020 and 31 December 2019 but not commenced into the relevant maturity groupings based on their contractual maturities:

	31 December 2020				
	Less than 1 year	1 to 2 years	2 to 5 years	More than 5 years	Total
Lease liabilities	4,552	5,342	13,464	1,198	24,556

	31 December 2019				
	Less than 1 year	1 to 2 years	2 to 5 years	More than 5 years	Total
Lease liabilities	7,109	7,109	20,133	6,865	41,216

53.3 Market risk

Market risk represents risk of fluctuations in fair values or future cash flows of financial instruments due to movements in market prices. Market risks primarily include stock price risk, interest rate risk, foreign exchange rate risk, and other price risks.

Notes to the Consolidated Financial Statements (Continued)

For the year ended 31 December 2020

(In RMB thousands, unless otherwise stated)

53 FINANCIAL INSTRUMENTS RISK MANAGEMENT (Continued)

Risk analysis and control (Continued)

53.3 Market risk (Continued)

For market risks, the Company has established a sound risk management organizational structure and built risk management processes that enables end-to-end coverage of investment activities before, during and after making the investments, with risk limits applied to every investment. The Company annually reviews and approves risk limits for the Company as well as each and every proprietary business lines, including exposure limits, stop-loss limits, VaR limits, sensitivity index limit and stress testing limits, and charges the Risk Management Department to monitor and supervise their implementation and compliance. The Company has adopted daily mark-to-market practices, and implemented stop-loss procedures commensurate with its trading strategies. On a regular basis, the Company assesses the risk tolerance of its proprietary business lines, the effectiveness of its risks and the income level after risk adjustments, and includes the assessment results in the performance evaluation of these business lines. The Company makes on-going efforts to improve its proprietary business management system, including automated controls over relevant limit indicators.

In 2020, the overall scale of the Company's proprietary business increased to achieve better investment income, with market risk effectively controlled within the scope of various risk limit indicators.

(1) Value at risk (VaR)

The Company adopts VaR as a tool to measure the market risk of its entire securities investment portfolio comprising different types and varieties of financial instruments. VaR is a method that estimates the maximum possible loss on the portfolio due to movements in market interest rates or securities prices over a specified time period and within a given confidence level.

Notes to the Consolidated Financial Statements (Continued)

For the year ended 31 December 2020

(In RMB thousands, unless otherwise stated)

53 FINANCIAL INSTRUMENTS RISK MANAGEMENT (Continued)

Risk analysis and control (Continued)

53.3 Market risk (Continued)

(1) Value at risk (VaR) (Continued)

The VaR of the Company's investment portfolio is calculated using the portfolio's historical data information. Although VaR analysis is a key instrument for measuring market risk, it has to rely on historical data and relevant information, and accordingly, it has certain inherent limitations so that it may not accurately predict the future changes of risk factors and in particular, cannot effectively reflect the risk under extreme market conditions. As a supplementary measure, the Company implements daily and specific stress tests to assess the impact on extreme adverse movements in risk indicators to the net capital of the Company and the profit and loss on proprietary portfolio and proposes emergency plans with relevant recommendations and measures accordingly.

Consistent with its internal risk management policy and comparable with peers, the Group's VaR was computed at a confidence level of 95% and with a holding period of 1 trading day. The Group's VaR analysis by risk categories is summarized as follows:

	31 December 2020	31 December 2019
Equity price-sensitive financial instruments	153,437	166,277
Interest rate-sensitive financial instruments	183,447	116,813

In addition, for the purpose of maintaining market stability, the Company made contributions to a special account solely managed by China Securities Finance Corporation Limited and agreed with other investing securities companies to share risks and returns on the investments in proportion to their respective contributions. This investment is also exposed to market risks, but since it is impossible to accurately estimate the exposure, it is not included in the VaR calculation above.

Notes to the Consolidated Financial Statements (Continued)

For the year ended 31 December 2020

(In RMB thousands, unless otherwise stated)

53 FINANCIAL INSTRUMENTS RISK MANAGEMENT (Continued)

Risk analysis and control (Continued)

53.3 Market risk (Continued)

(2) Interest rate risk

Interest rate risk represents the risk of losses to the fair values or future cash flows of financial instruments due to adverse movements in market interest rates. The Company's interest rate risk primarily comes from the interest rate-sensitive financial instruments whose fair values are subject to changes due to adverse movements in market interest rates.

The Company primarily uses interest rate sensitivity analysis to monitor its interest rate risk. Sensitivity analysis measures the impact of fair value changes of financial instruments held at the year-end on the Company's total revenue and total equity when reasonable and possible changes occur to interest rates, assuming all other variables remain the same and market interest rates shift in a parallel manner and does not consider any risk management actions that the management may take to reduce its interest rate risk.

Interest rate sensitivity analysis are as follows:

	31 December 2020	31 December 2019
Sensitivity to revenue		
Change in basis points		
+25 basis points	(502,806)	(303,623)
- 25 basis points	506,548	305,685

	31 December 2020	31 December 2019
Sensitivity to equity		
Change in basis points		
+25 basis points	(250,464)	(267,953)
- 25 basis points	252,889	273,987

Notes to the Consolidated Financial Statements (Continued)

For the year ended 31 December 2020

(In RMB thousands, unless otherwise stated)

53 FINANCIAL INSTRUMENTS RISK MANAGEMENT (Continued)

Risk analysis and control (Continued)

53.3 Market risk (Continued)

(3) Foreign currency rate risk

With respect to foreign exchange rate risk, the Group's foreign-currency-denominated assets and liabilities represent only a small portion in its entire assets and liabilities portfolio. As at 31 December 2020, the foreign exchange exposure is approximately RMB1,533 million (31 December 2019: RMB1,621 million). The Group manages its foreign exchange rate risk by implementing integrated management of domestic and foreign Fixed-Income securities, Currencies and Commodities (FICC) and derivatives business, limiting the size of its foreign-currency-denominated assets and liabilities and setting stop-loss limits for proprietary investments by its overseas subsidiaries. The majority of its income-generating business activities under the current structure are conducted in RMB, with only a small portion denominated in foreign currencies. Given the small portion of the foreign-currency-denominated businesses in both its assets and liabilities portfolio and income structure, the Group believes that its foreign exchange rate risk has an insignificant impact on its current operations.

(4) Other price risks

Other price risks refer to risks of fair value decline to the Group's investment portfolio due to fluctuations in market prices other than stock prices, interest rates, and foreign exchange rates, including primarily commodity prices. The Group's investment portfolio primarily comprises equity securities and their derivative instruments as well as fixed income businesses. Other market price-related businesses include gold trading and commodity derivatives trading where the Group primarily focuses on providing liquidity services and arbitrage trading. The size of its portfolio represents a very small portion of the Group's portfolio and a negligible risk exposure. Accordingly, the Group believes that the other price risks do not have a significant impact on the Group's current operations.

Notes to the Consolidated Financial Statements (Continued)

For the year ended 31 December 2020

(In RMB thousands, unless otherwise stated)

53 FINANCIAL INSTRUMENTS RISK MANAGEMENT (Continued)

Risk analysis and control (Continued)

53.4 Capital management

The Group's objectives of capital management are:

- To safeguard the Company's ability to continue as a going concern so that it can continue to provide returns for equity holders and benefits for other stakeholders;
- To support the Group's stability and growth;
- To maintain a strong capital base to support the development of their business; and
- To comply with the capital requirements under the PRC regulations.

In accordance with Administrative Measures for Risk Control Indicators of Securities Companies (Revised 2016) (the "Administrative Measures") issued by the CSRC in 2016 and Calculation Standards for Risk Control Indicators of Securities Companies (CSRC Announcement [2020] No.10) (the "Calculation Standards") issued by the CSRC in 2020, respectively, the Company is required to meet the following standards for risk control indicators on a continual basis:

- The risk coverage ratio shall be no less than 100%;
- The capital leverage ratio shall be no less than 8%;
- The liquidity coverage ratio shall be no less than 100%;
- The net stable funding ratio shall be no less than 100%;

Notes to the Consolidated Financial Statements (Continued)

For the year ended 31 December 2020

(In RMB thousands, unless otherwise stated)

53 FINANCIAL INSTRUMENTS RISK MANAGEMENT (Continued)

Risk analysis and control (Continued)

53.4 Capital management (Continued)

Risk coverage ratio = net capital/sum of various risk capital provisions x 100%,

Capital leverage ratio = core net capital/total asset on-/off-balance-sheet x 100%,

Liquidity coverage ratio = high quality liquid assets/net cash outflow in 30 days x 100%,

Net stable funding ratio = available amount of stable funding/required amount of stable funding x 100%.

Core net capital refers to net assets minus risk adjustments on certain types of assets as defined in the Calculation Standards.

In March 2020, the Company received a Notice on the Matters about the Pilot of Consolidated Risk Control and Monitoring from CSRC (Notice of Department of Institutions (2020) No. 663), which allowed the Company to officially participate in the pilot of consolidated risk control and to implement differentiated calculation standards for risk control indicators.

Notes to the Consolidated Financial Statements (Continued)

For the year ended 31 December 2020

(In RMB thousands, unless otherwise stated)

54 STATEMENT OF FINANCIAL POSITION OF THE COMPANY

	Note	31 December 2020	31 December 2019
Non-current assets			
Property, plant and equipment		559,705	490,054
Right-of-use assets		772,405	833,701
Investment properties		56,133	49,438
Intangible assets		332,193	209,077
Investment in subsidiaries	20	6,528,123	5,333,123
Investment in associates		47,566	45,824
Financial assets at fair value through profit or loss		4,869,600	3,112,441
Financial assets at fair value through other comprehensive income		3,225,144	3,153,312
Financial assets held under resale agreements		1,348,317	2,507,276
Refundable deposits		4,558,229	960,075
Deferred tax assets		1,608,422	864,274
Other non-current assets		85,054	109,426
Total non-current assets		23,990,891	17,668,021
Current assets			
Margin accounts		46,293,953	27,752,838
Accounts receivable		7,955,142	1,977,201
Financial assets at fair value through profit or loss		116,226,883	75,551,994
Financial assets at fair value through other comprehensive income		42,784,820	31,436,517
Derivative financial assets		1,639,151	955,450
Financial assets held under resale agreements		14,467,809	18,392,326
Cash held on behalf of clients		62,345,724	47,853,696
Cash and bank balances		26,989,088	44,916,905
Other current assets		402,765	151,373
Total current assets		319,105,335	248,988,300
Total assets		343,096,226	266,656,321

Notes to the Consolidated Financial Statements (Continued)

For the year ended 31 December 2020

(In RMB thousands, unless otherwise stated)

54 STATEMENT OF FINANCIAL POSITION OF THE COMPANY (Continued)

	Note	31 December 2020	31 December 2019
Current liabilities			
Accounts payable to brokerage clients		62,619,896	47,967,795
Lease liabilities		259,349	279,206
Derivative financial liabilities		2,451,096	763,495
Financial liabilities at fair value through profit or loss		347,466	1,126,344
Financial assets sold under repurchase agreements		82,131,345	54,928,626
Placements from banks and other financial institutions		9,035,700	9,263,545
Taxes payable		1,292,817	529,492
Short-term financing instruments payable		42,296,044	17,495,953
Other current liabilities		27,910,324	43,974,564
Total current liabilities		<u>228,344,037</u>	<u>176,329,020</u>
Net current assets		<u>90,761,298</u>	<u>72,659,280</u>
Total assets less current liabilities		<u>114,752,189</u>	<u>90,327,301</u>
Non-current liabilities			
Bonds in issue		46,745,928	34,256,291
Lease liabilities		490,645	525,976
Financial liabilities at fair value through profit or loss		1,248,263	–
Deferred tax liabilities		952,400	639,292
Other non-current liabilities		4,394	4,480
Total non-current liabilities		<u>49,441,630</u>	<u>35,426,039</u>
Net assets		<u><u>65,310,559</u></u>	<u><u>54,901,262</u></u>
Equity			
Share capital		7,756,695	7,646,385
Other equity instruments		9,961,509	9,980,698
Reserves		27,330,438	20,858,907
Retained earnings		20,261,917	16,415,272
Total equity		<u><u>65,310,559</u></u>	<u><u>54,901,262</u></u>

Notes to the Consolidated Financial Statements (Continued)

For the year ended 31 December 2020

(In RMB thousands, unless otherwise stated)

55 STATEMENT OF CHANGES IN EQUITY OF THE COMPANY

	Note	Share capital	Other equity instruments	Capital reserve	Surplus reserves	General reserves	Investment revaluation reserve	Retained Earnings	Total
At 1 January 2020		7,646,385	9,980,698	8,690,960	3,416,707	8,530,041	221,199	16,415,272	54,901,262
Profit for the year		-	-	-	-	-	-	8,675,945	8,675,945
Other comprehensive income for the year		-	-	-	-	-	72,164	-	72,164
Total comprehensive income for the year		-	-	-	-	-	72,164	8,675,945	8,748,109
Capital injected by equity holders									
- Issuance of A shares	44	110,310	-	3,737,454	-	-	-	-	3,847,764
- Capital injected by other equity instrument holders	45	-	(19,189)	-	-	-	-	-	(19,189)
Appropriation to surplus reserves	46	-	-	-	867,595	-	-	(867,595)	-
Appropriation to general reserves	46	-	-	-	-	1,794,318	-	(1,794,318)	-
Dividends - 2019	15	-	-	-	-	-	-	(1,796,901)	(1,796,901)
Distribution to other equity instrument holders	15	-	-	-	-	-	-	(370,486)	(370,486)
At 31 December 2020		7,756,695	9,961,509	12,428,414	4,284,302	10,324,359	293,363	20,261,917	65,310,559

The net profit of the Company for the year ended 31 December 2020 amounted to RMB8,676 million (2019: RMB5,397 million).

Notes to the Consolidated Financial Statements (Continued)

For the year ended 31 December 2020

(In RMB thousands, unless otherwise stated)

55 STATEMENT OF CHANGES IN EQUITY OF THE COMPANY (Continued)

	Note	Share capital	Other equity instruments	Capital reserve	Surplus reserves	General reserves	Investment revaluation reserve	Retained Earnings	Total
At 1 January 2019		7,646,385	5,000,000	8,690,960	2,876,986	7,419,395	4,936	14,416,192	46,054,854
Profit for the year		-	-	-	-	-	-	5,397,214	5,397,214
Other comprehensive income for the year		-	-	-	-	-	216,263	-	216,263
Total comprehensive income for the year		-	-	-	-	-	216,263	5,397,214	5,613,477
Capital injected by equity holders									
- Capital injected by other equity instrument holders	45	-	4,980,698	-	-	-	-	-	4,980,698
Appropriation to surplus reserves	46	-	-	-	539,721	-	-	(539,721)	-
Appropriation to general reserves	46	-	-	-	-	1,110,646	-	(1,110,646)	-
Dividends - 2018	15	-	-	-	-	-	-	(1,376,349)	(1,376,349)
Distribution to other equity instrument holders	15	-	-	-	-	-	-	(371,418)	(371,418)
At 31 December 2019		7,646,385	9,980,698	8,690,960	3,416,707	8,530,041	221,199	16,415,272	54,901,262

Notes to the Consolidated Financial Statements (Continued)

For the year ended 31 December 2020

(In RMB thousands, unless otherwise stated)

56 EVENTS AFTER THE REPORTING PERIOD

(1) Subordinated bond issuance

In January 2021, the Company publicly issued a subordinated bond with a face value of RMB3 billion to professional investors. The bond can be divided into two categories: (a) the “21 Xintou C1” has a face value of RMB2 billion, with a maturity of 546 days and a nominal rate of 3.50%; (b) the “21 Xintou C2” has a face value of RMB1 billion, with a maturity of 3 years and a nominal rate of 3.87%. The bond pays interest annually at fixed rate per annum and is not guaranteed.

In March 2021, the Company publicly issued a subordinated bond with a face value of RMB4 billion to professional investors. The bond can be divided into two categories: (a) the “21 Xintou C3” has a face value of RMB3 billion, with a maturity of 455 days, and accrues interest at a nominal rate of 3.40%; (b) the “21 Xintou C4” has a face value of RMB1 billion, with a maturity of 3 years and a nominal rate of 3.88%, and pays interest annually. The bond accrues interest at fixed rate per annum and is not guaranteed.

(2) Short-term commercial paper issuance

In January 2021, the Company publicly issued a 88-day fixed rate commercial paper with a face value of RMB4 billion (“21 CSC CP001”). The bond pays the principal and interest at 2.40% per annum at maturity and is not guaranteed.

In January 2021, the Company publicly issued a 91-day fixed rate commercial paper with a face value of RMB4 billion (“21 CSC CP002”). The bond pays the principal and interest at 2.42% per annum at maturity and is not guaranteed.

In February 2021, the Company publicly issued a 91-day fixed rate commercial paper with a face value of RMB4.5 billion (“21 CSC CP003”). The bond pays the principal and interest at 2.89% per annum at maturity and is not guaranteed.

In March 2021, the Company publicly issued a 88-day fixed rate commercial paper with a face value of RMB4.5 billion (“21 CSC CP004BC”). The bond pays the principal and interest at 2.62% per annum at maturity and is not guaranteed.

(3) Dividend

On 31 March 2021, the Board of directors proposes a cash dividend of RMB3.75 (tax inclusive) per 10 ordinary shares, amounting to RMB2,909 million (tax inclusive) in total based on 7,756,694,797 shares for the year ended 31 December 2020. The dividend distribution represents 31.83% of profit for the year 2020 attributable to ordinary equity holders of the Company in the consolidated financial statements. The remaining undistributed profit will be carried forward to the following years. Such proposal is subject to the approval by the ordinary equity holders in the Annual General Meeting.

ISSUER

CSCIF Asia Limited
Ritter House, Wickhams Cay II,
Road Town, Tortola
VG1110, British Virgin Islands

GUARANTOR

CSC Financial Co., Ltd.
(中信建投证券股份有限公司)
Unit 4, No. 66 Anli Road,
Chaoyang District, Beijing, China

TRUSTEE

**The Hongkong and Shanghai
Banking Corporation Limited**
Level 24, HSBC Main Building
1 Queen's Road Central
Hong Kong

**ISSUING AND
PAYING AGENT,
PAYING AGENT,
REGISTRAR,
TRANSFER AGENT AND
(WHERE APPOINTED)
CALCULATION AGENT**

**The Hongkong and Shanghai
Banking Corporation Limited**
Level 24, HSBC Main Building
1 Queen's Road Central
Hong Kong

**CMU LODGING AND
PAYING AGENT**

**The Hongkong and Shanghai
Banking Corporation Limited**
Level 24, HSBC Main Building
1 Queen's Road Central
Hong Kong

ARRANGERS AND DEALERS

**China Securities (International)
Corporate Finance
Company Limited**
18/F, Two Exchange Square
Central, Hong Kong

**China CITIC Bank
International Limited**
80/F,
International Commerce Centre
1 Austin Road West, Kowloon
Hong Kong

**The Hongkong and Shanghai
Banking Corporation Limited**
Level 17, HSBC Main Building
1 Queen's Road Central
Hong Kong

LEGAL ADVISORS TO THE ISSUER AND THE GUARANTOR*As to English law*

Davis Polk & Wardwell
10th Floor,
The Hong Kong Club Building
3A Chater Road
Hong Kong

As to PRC law

Tian Yuan Law Firm
Suite 509, Tower A,
Corporate Square,
35 Financial Street,
Xicheng District, Beijing

As to British Virgin Islands law

**Maples and Calder
(Hong Kong) LLP**
26th Floor, Central Plaza
18 Harbour Road
Wanchai, Hong Kong

LEGAL ADVISORS TO THE ARRANGERS AND DEALERS*As to English law*

Linklaters
11th Floor
Alexandra House
Chater Road
Hong Kong

As to PRC law

Guantao Law Firm
18/F, Tower B, Xincheng Plaza
5 Finance Street
Xicheng District, Beijing, PRC

INDEPENDENT AUDITOR OF THE GUARANTOR

PricewaterhouseCoopers
Certified Public Accountants
Registered Public Interest Entity Auditor
22/F, Prince's Building
Central
Hong Kong

Appendix 2
Supplemental Offering Circular dated 20 April 2023

IMPORTANT NOTICE

NOT FOR DISTRIBUTION TO ANY PERSON OR ADDRESS IN THE UNITED STATES OR TO, OR FOR THE BENEFIT OF U.S. PERSONS (AS DEFINED IN REGULATION S UNDER THE SECURITIES ACT ("REGULATION S") UNDER THE SECURITIES ACT)

IMPORTANT: You must read the following before continuing. The following applies to the supplemental offering circular following this page (the "Supplemental Offering Circular"), and you are therefore advised to read this carefully before reading, accessing or making any other use of the Supplemental Offering Circular. In accessing the Supplemental Offering Circular, you agree to be bound by the following terms and conditions, including any modifications to them any time you receive any information from us as a result of such access.

NOTHING IN THIS ELECTRONIC TRANSMISSION CONSTITUTES AN OFFER OF SECURITIES FOR SALE IN THE UNITED STATES OR ANY OTHER JURISDICTION WHERE IT IS UNLAWFUL TO DO SO. THE SECURITIES HAVE NOT BEEN, AND WILL NOT BE, REGISTERED UNDER THE UNITED STATES SECURITIES ACT OF 1933, AS AMENDED (THE "SECURITIES ACT"), OR THE SECURITIES LAWS OF ANY STATE OF THE UNITED STATES OR OTHER JURISDICTION AND THE SECURITIES MAY NOT BE OFFERED OR SOLD WITHIN THE UNITED STATES OR TO, OR FOR THE ACCOUNT OR BENEFIT OF, U.S. PERSONS, EXCEPT PURSUANT TO AN EXEMPTION FROM, OR IN A TRANSACTION NOT SUBJECT TO, THE REGISTRATION REQUIREMENTS OF THE SECURITIES ACT AND APPLICABLE STATE OR LOCAL SECURITIES LAWS.

THE SUPPLEMENTAL OFFERING CIRCULAR MAY NOT BE DOWNLOADED, FORWARDED OR DISTRIBUTED, IN WHOLE OR IN PART, TO ANY OTHER PERSON AND MAY NOT BE REPRODUCED IN ANY MANNER WHATSOEVER, AND IN PARTICULAR, MAY NOT BE FORWARDED TO ANY ADDRESS IN THE UNITED STATES NOR TO ANY U.S. PERSONS OR PERSON WHO IS ACTING FOR THE ACCOUNT OR BENEFIT OF A U.S. PERSONS. ANY DOWNLOADING, FORWARDING, DISTRIBUTION OR REPRODUCTION OF THIS SUPPLEMENTAL OFFERING CIRCULAR IN WHOLE OR IN PART IS UNAUTHORISED. FAILURE TO COMPLY WITH THIS DIRECTIVE MAY RESULT IN A VIOLATION OF THE SECURITIES ACT OR THE APPLICABLE LAWS OF OTHER JURISDICTIONS. IF YOU HAVE GAINED ACCESS TO THIS TRANSMISSION CONTRARY TO ANY OF THE FOREGOING RESTRICTIONS, YOU ARE NOT AUTHORISED AND WILL NOT BE ABLE TO PURCHASE ANY OF THE SECURITIES DESCRIBED THEREIN.

Confirmation of Your Representation: In order to be eligible to view the Supplemental Offering Circular or make an investment decision with respect to the securities, investors must not be located in the United States and not be a U.S. person nor acting for the account or benefit of a U.S. person. The Supplemental Offering Circular is being sent at your request and by accepting the e-mail and accessing the Supplemental Offering Circular, you shall be deemed to have represented to CSCIF Asia Limited (the "Issuer"), CSC Financial Co., Ltd. (the "Guarantor"), China Securities (International) Corporate Finance Company Limited, China CITIC Bank International Limited, Industrial and Commercial Bank of China (Asia) Limited, ICBC International Securities Limited, Industrial and Commercial Bank of China Limited, Singapore Branch, Bank of China Limited, Agricultural Bank of China Limited Hong Kong Branch, Bank of Communications Co., Ltd. Hong Kong Branch, BOSC International Company Limited, The Hongkong and Shanghai Banking Corporation Limited, CNCB (Hong Kong) Capital Limited, Industrial and Commercial Bank of China Limited, Dubai (DIFC) Branch, Industrial and Commercial Bank of China (Macau) Limited, Bank of China (Hong Kong) Limited, BOCI Asia Limited, China Construction Bank (Asia) Corporation Limited, CCB International Capital Limited, ABCI Capital Limited, BOCOM International Securities Limited, CMB Wing Lung Bank Limited, CMB International Capital Limited, Industrial Bank Co., Ltd. Hong Kong Branch, Shanghai Pudong Development Bank Co., Ltd., Hong Kong Branch, China Everbright Bank Co., Ltd., Hong Kong Branch, China Minsheng Banking Corp., Ltd., Hong Kong Branch, CMBC Securities Company Limited, China Galaxy International Securities (Hong Kong) Co., Limited, Daiwa Capital Markets Singapore Limited and Standard Chartered Bank (together, the "Joint Lead Managers") that you and any customers you represent are persons outside the United States and not be a U.S. person nor acting for the account or benefit of a U.S. person and the electronic mail address that you gave us and to which this e-mail has been delivered is not located in the United States and not be a U.S. person nor acting for the account or benefit of a U.S. person and that you consent to delivery of the attached Supplemental Offering Circular and any amendments or supplements thereto by electronic transmission.

Notice to capital market intermediaries and prospective investors pursuant to paragraph 21 of the Hong Kong SFC Code of Conduct – Important Notice to Prospective Investors: Prospective investors should be aware that certain intermediaries in the context of the offering of the Notes (as defined in the Supplemental Offering Circular), including certain Joint Lead Managers are "capital market intermediaries" (together, the "CMIs") subject to Paragraph 21 of the Code of Conduct for Persons Licensed by or Registered with the Securities and Futures Commission (the "SFC Code"). This notice to prospective investors is a summary of certain obligations the SFC Code imposes on such CMIs, which require the attention and cooperation of prospective investors. Certain CMIs may also be acting as "overall coordinators" (together, the "OCs") for the offering and are subject to additional requirements under the SFC Code.

Prospective investors who are the directors, employees or major shareholders of the Issuer, the Guarantor, a CMI or its group companies would be considered under the SFC Code as having an association ("Association") with the Issuer, the Guarantor, the CMI or the relevant group company. Prospective investors associated with the Issuer, the Guarantor or any CMI (including its group companies) should specifically disclose this when placing an order for the relevant Series of Notes and should disclose, at the same time, if such orders may negatively impact the price discovery process in relation to the relevant offering. Prospective investors who do not disclose their Associations are hereby deemed not to be so associated. Where prospective investors disclose their Associations but do not disclose that such order may negatively impact the price discovery process in relation to the relevant offering, such order is hereby deemed not to negatively impact the price discovery process in relation to such offering.

Prospective investors should ensure, and by placing an order, prospective investors are deemed to confirm, that orders placed are bona fide, are not inflated and do not constitute duplicated orders (i.e. two or more corresponding or identical orders placed via two or more CMIs). If a prospective investor is an asset management arm affiliated with any Joint Lead Manager, such prospective investor should indicate when placing an order if it is for a fund or portfolio where the Joint Lead Manager or its group company has more than 50 per cent. interest, in which case it will be classified as a "proprietary order" and subject to appropriate handling by CMIs in accordance with the SFC Code and should disclose, at the same time, if such "proprietary order" may negatively impact the price discovery process in relation to the offering of the relevant Series of Notes. Prospective investors who do not indicate this information when placing an order are hereby deemed to confirm that their order is not a "proprietary order". If a prospective investor is otherwise affiliated with any Joint Lead Manager, such that its order may be considered to be a "proprietary order" (pursuant to the SFC Code), such prospective investor should indicate to the relevant Joint Lead Manager when placing such order. Prospective investors who do not indicate this information when placing an order are hereby deemed to confirm that their order is not a "proprietary order". Where prospective investors disclose such information but do not disclose that such "proprietary order" may negatively impact the price discovery process in relation to the relevant offering, such "proprietary order" is hereby deemed not to negatively impact the price discovery process in relation to such offering.

Prospective investors should be aware that certain information may be disclosed by CMIs (including private banks) which is personal and/or confidential in nature to the prospective investor. By placing an order, prospective investors are deemed to have understood and consented to the collection, disclosure, use and transfer of such information by the Joint Lead Managers and/or any other third parties as may be required by the SFC Code, including to the Issuer, the Guarantor, any OCs, relevant regulators and/or any other third parties as may be required by the SFC Code, it being understood and agreed that such information shall only be used for the purpose of complying with the SFC Code, during the bookbuilding process for the offering of the Notes. Failure to provide such information may result in that order being rejected.

You are reminded that the Supplemental Offering Circular has been delivered to you on the basis that you are a person into whose possession the Supplemental Offering Circular may be lawfully delivered in accordance with the laws of the jurisdiction in which you are located and you may not, nor are you authorised to, deliver the Supplemental Offering Circular to any other person. You should not reply by e-mail to this notice, and you may not purchase any securities by doing so. Any reply e-mail communications, including those you generate by using the "Reply" function on your e-mail software, will be ignored or rejected.

The materials relating to the offering of securities to which the Supplemental Offering Circular relates do not constitute, and may not be used in connection with, an offer or solicitation in any place where offers or solicitations are not permitted by law. If a jurisdiction requires that the offering be made by a licensed broker or dealer and the underwriters or any affiliate of the underwriters is a licensed broker or dealer in that jurisdiction, the offering shall be deemed to be made by the underwriters or such affiliate on behalf of the Issuer (as defined in the Supplemental Offering Circular) in such jurisdiction. For a description of certain restrictions on offers, sales and transfer of securities and on the distribution of the Supplemental Offering Circular, see "Subscription and Sale" in the Original Offering Circular (as defined in the Supplemental Offering Circular).

The Supplemental Offering Circular has been sent to you in an electronic form. You are reminded that documents transmitted via this medium may be altered or changed during the process of electronic transmission and consequently none of the Issuer, the Guarantor, the Joint Lead Managers, any person who controls any of the Joint Lead Managers, any director, officer, employee nor agent of the Issuer, the Guarantor, the Joint Lead Managers, or affiliate of any such person accepts any liability or responsibility whatsoever in respect of any difference between the Supplemental Offering Circular distributed to you in electronic format and the hard copy version available to you on request from the Joint Lead Managers. You are responsible for protecting against viruses and other destructive items. Your use of this e-mail is at your own risk and it is your responsibility to take precautions to ensure that it is free from viruses and other items of a destructive nature.

STRICTLY CONFIDENTIAL

CSCIF Asia Limited

(Incorporated with limited liability in the British Virgin Islands)

Issue of CNY1,500,000,000 3.15 per cent. Guaranteed Notes due 2025

Issue of CNY1,500,000,000 3.25 per cent. Guaranteed Notes due 2026

issued under the US\$3,000,000,000

Medium Term Note Programme

Unconditionally and Irrevocably Guaranteed by



CSC Financial Co., Ltd.

(中信建投証券股份有限公司)

(Incorporated with limited liability in the People's Republic of China)

(Hong Kong Stock Exchange Stock Code: 6066; Shanghai Stock Exchange Stock Code: 601066)

This supplemental offering circular (this "**Supplemental Offering Circular**") is supplemental to, forms part of and must be read and construed in conjunction with, the offering circular dated 11 January 2023 (the "**Original Offering Circular**"), together with this Supplemental Offering Circular, the "**Offering Circular**") prepared by CSCIF Asia Limited (the "**Issuer**"), in connection with the US\$3,000,000,000 Medium Term Note Programme described in the Original Offering Circular (the "**Programme**"). This Supplemental Offering Circular is prepared in connection with the CNY1,500,000,000 3.15 per cent. Guaranteed Notes due 2025 (the "**2025 Notes**") and the CNY1,500,000,000 3.25 per cent. Guaranteed Notes due 2026 (the "**2026 Notes**"), together with the 2025 Notes, the "**Notes**" and each a "**Series of Notes**" or a "**Series**") to be issued by the Issuer and unconditionally and irrevocably guaranteed ("**Guarantee**") by the Guarantor under the Programme only and does not otherwise modify the Programme. Terms given a defined meaning in the Original Offering Circular shall, unless the context otherwise requires, have the same meaning when used in this Supplemental Offering Circular. To the extent there is any inconsistency between any statement in this Supplemental Offering Circular and any statement in the Original Offering Circular, the statement in this Supplemental Offering Circular shall prevail. Capitalised terms used but not defined in this Supplemental Offering Circular have the meanings given to them in the Original Offering Circular.

The Notes issued under the Programme will have the benefit of a deed of guarantee dated on or about the Issue Date (as defined in the relevant Pricing Supplement) (the "**Deed of Guarantee**") entered into between the Guarantor and The Hongkong and Shanghai Banking Corporation Limited as trustee (the "**Trustee**"). The Guarantor will be required to register or cause to be registered with the Beijing Branch of the State Administration of Foreign Exchange ("**SAFE**") the Deed of Guarantee within the prescribed timeframe after its execution in accordance with the Foreign Exchange Administration Rules on Cross-border Security (跨境擔保外匯管理規定) promulgated by SAFE following the issuance of the Notes. The Guarantor intends to complete the registration of the Deed of Guarantee with SAFE as soon as practicable and in any event before the Registration Deadline (being 90 Registration Business Days (as defined in the Terms and Conditions of the Notes)) after the Issue Date. The obligations of the Guarantor under the Guarantee shall, save for such exceptions as may be provided by applicable law and subject to Condition 4(a) of the Terms and Conditions of the Notes, at all times rank at least equally with all other present and future unsecured and unsubordinated obligations of the Guarantor.

With respect to the Notes, registration has been completed by the Guarantor in accordance with the Circular on Promoting the Reform of the Administrative System on the Issuance of Enterprises of Foreign Debt Filings and Registrations (NDRC Wai Zi [2015] No. 2044) (國家發改委關於推進企業發行外債備案登記制管理改革的通知) (發改外資[2015]2044號) issued by the NDRC and which came into effect on 14 September 2015 and any implementation rules, reports, certificates or guidelines as may be issued by the NDRC, as supplemented and amended from time to time ("**NDRC Circular**"), as set forth in the relevant Pricing Supplement. After issuance of the Notes, the Guarantor shall file the requisite information and documents with the NDRC within the prescribed timeframe after the Issue Date of the Notes in accordance with the Administrative Measures for the Approval and Registration of Medium and Long-term Foreign Debt of Enterprises (企業中長期外債審核登記管理辦法(中華人民共和國國家發展和改革委員會令第56號)), which took effect on 10 February 2023 and replaced the NDRC Circular on the same date. The PRC government has no obligations under the Notes. See the section entitled "Risk Factors" herein and in the Original Offering Circular.

Application will be made to The Stock Exchange of Hong Kong Limited (the "**Hong Kong Stock Exchange**") for the listing of, and permission to deal in, the Notes by way of debt issues to professional investors (as defined in Chapter 37 of the Rules Governing the Listing of Securities on The Stock Exchange of Hong Kong Limited) ("**Professional Investors**") only. This document is for distribution to Professional Investors only.

Notice to Hong Kong investors: Each of the Issuer and the Guarantor confirms that the Notes are intended for purchase by Professional Investors only and will be listed on the Hong Kong Stock Exchange on that basis. Accordingly, each of the Issuer and the Guarantor confirms that the Notes are not appropriate as an investment for retail investors in Hong Kong. Investors should carefully consider the risks involved.

The Hong Kong Stock Exchange has not reviewed the contents of this document, other than to ensure that the prescribed form disclaimer and responsibility statements, and a statement limiting distribution of this document to Professional Investors only have been reproduced in this document. Listing of the Programme and the Notes on the Hong Kong Stock Exchange is not to be taken as an indication of the commercial merits or credit quality of the Programme, the Notes, the Issuer, the Guarantor or the Group (as defined below) or quality of disclosure in this document. Hong Kong Exchanges and Clearing Limited and the Hong Kong Stock Exchange take no responsibility for the contents of this document, make no representation as to its accuracy or completeness and expressly disclaim any liability whatsoever for any loss howsoever arising from or in reliance upon the whole or any part of the contents of this document.

Each Series of the Notes will be issued in registered form and initially represented by a Global Certificate which will be registered in the name of, and lodged with the Hong Kong Monetary Authority (the "**HKMA**") and deposited on or about the Issue Date with a sub-custodian for the Central Moneymarkets Unit Service (the "**CMU**"), operated by the HKMA.

The Notes and the Guarantee have not been and will not be registered under the United States Securities Act of 1933, as amended (the "**Securities Act**") or with any securities regulatory authority of any state of the United States and may not be offered or sold in the United States or to, or for the account or benefit of, U.S. persons (as such term is defined in Regulation S under the Securities Act ("Regulation S")) except pursuant to an exemption from the registration requirements of the Securities Act. There will be no public offer of securities in the United States. The Notes and the Guarantee are being offered outside the United States in reliance on Regulation S under the Securities Act. For a description of these and certain restrictions on offers and sales of the Notes and the distribution of the Offering Circular, see "**Subscription and Sale**" in the Original Offering Circular. The Notes may be subject to additional selling restrictions as set out in the relevant Pricing Supplement.

Each Series of Notes is expected to be assigned a rating of BBB+ by S&P Global Ratings ("**S&P**"). The Programme has been assigned a rating of "Baa1" by Moody's Investor Services Inc. ("**Moody's**") and a rating of "BBB+" by Fitch Ratings Ltd. In addition, the Guarantor has been assigned a corporate family rating of "Baa1" by Moody's with stable outlook, a long-term foreign and local currency issuer default rating of "BBB+" by Fitch with stable outlook and a long-term issuer credit rating of "BBB+" by S&P with stable outlook. These ratings are only correct as at the date of this Supplemental Offering Circular. A rating is not a recommendation to buy, sell or hold securities and may be subject to suspension, reduction, revision or withdrawal at any time by the assigning rating agency.

Investing in the Notes involves certain risks and may not be suitable for all investors. See "**Risk Factors**" herein and in the Original Offering Circular for a discussion of certain factors to be considered in connection with an investment in the Notes. Investors should have sufficient knowledge and experience in financial and business matters to evaluate the information contained in this Supplemental Offering Circular and the Original Offering Circular and the merits and risks of investing in the Notes in the context of their financial position and particular circumstances. Investors also should have the financial capacity to bear the risks associated with an investment in the Notes. Investors should not purchase the Notes unless they understand and are able to bear risks associated with the Notes.

The sections of the Original Offering Circular entitled "**Selected Financial Information**", "**Risk Factors**", "**Use of Proceeds**", "**Capitalisation**", "**Corporate Structure**", "**Description of the Group**", "**Directors, Supervisors and Senior Management**", "**Taxation**", "**Summary of Relevant PRC and Hong Kong Laws and Regulations**" and "**General Information**" have been supplemented and/or amended with the information in this Supplemental Offering Circular.

With effect from the date of this Supplemental Offering Circular the information appearing in the Original Offering Circular with respect to the Notes shall be amended and/or supplemented by the inclusion of the information set out below.

Joint Global Coordinators, Joint Bookrunners and Joint Lead Managers

China Securities International	China CITIC Bank International	ICBC (Asia)	ICBC International
ICBC Singapore	Bank of China	Agricultural Bank of China Limited Hong Kong Branch	Bank of Communications
BOSC International			HSBC

Joint Bookrunners and Joint Lead Managers

CNCB Capital	ICBC Dubai (DIFC) Branch	ICBC (Macau)	Bank of China (Hong Kong)
BOC International	China Construction Bank (Asia)	CCB International	ABC International
BOCOM International	CMB Wing Lung Bank Limited	CMB International	Industrial Bank Co., Ltd. Hong Kong Branch
Shanghai Pudong Development Bank Hong Kong Branch	China Everbright Bank Hong Kong Branch	China Minsheng Banking Corp., Ltd., Hong Kong Branch	CMBC Capital
China Galaxy International	Daiwa Capital Markets		Standard Chartered Bank

Supplemental Offering Circular dated 20 April 2023

IMPORTANT NOTICE

This Supplemental Offering Circular (read together with the Original Offering Circular) includes particulars given in compliance with the Rules Governing the Listing of Securities on The Stock Exchange of Hong Kong Limited (the “**Listing Rules**”) for the purpose of giving information with regard to the Issuer, the Guarantor and the Group. Each of the Issuer and the Guarantor accepts full responsibility for the accuracy of the information contained in this Supplemental Offering Circular (read together with the Original Offering Circular) and confirms, having made all reasonable enquiries, that to the best of their knowledge and belief there are no other facts the omission of which would make any statement herein misleading.

The Notes will be issued on the terms set out under “*Terms and Conditions of the Notes*” in the Original Offering Circular, as amended and/or supplemented by the Pricing Supplement in respect of the 2025 Notes (the “**2025 Notes Pricing Supplement**”) and the Pricing Supplement in respect of the 2026 Notes (the “**2026 Notes Pricing Supplement**”, together with the 2025 Notes Pricing Supplement, the “**Pricing Supplements**”), each set out in this Supplemental Offering Circular. This Supplemental Offering Circular and the Original Offering Circular must be read and construed together with any amendments or supplements hereto and with any information incorporated by reference herein and, in relation to the Notes, must be read and construed together with the Pricing Supplements. This Supplemental Offering Circular shall be read and construed on the basis that such documents are incorporated and form part of the Original Offering Circular.

The distribution of this Supplemental Offering Circular (together with the Original Offering Circular) and the Pricing Supplements and the offering, sale and delivery of the Notes in certain jurisdictions may be restricted by law. Persons into whose possession this Supplemental Offering Circular (together with the Original Offering Circular) comes are required by the Issuer, the Guarantor and their respective subsidiaries (the “**Group**”), the Joint Lead Managers to inform themselves about and to observe any such restrictions. None of the Issuer, the Guarantor, the Group or the Joint Lead Managers represents that this Supplemental Offering Circular (together with the Original Offering Circular) or the Pricing Supplements may be lawfully distributed, or that the Notes may be lawfully offered, in compliance with any applicable registration or other requirements in any such jurisdiction, or pursuant to an exemption available thereunder, or assumes any responsibility for facilitating any such distribution or offering. In particular, no action has been taken by the Issuer, the Guarantor, the Group or the Joint Lead Managers which would permit a public offering of the Notes or distribution of this Supplemental Offering Circular (together with the Original Offering Circular) or the Pricing Supplements in any jurisdiction where action for such purposes is required. Accordingly, no Notes may be offered or sold, directly or indirectly, and none of the Supplemental Offering Circular (together with the Original Offering Circular), the Pricing Supplements or any advertisement or other offering material may be distributed or published in any jurisdiction, except under circumstances that will result in compliance with any applicable laws and regulations.

There are restrictions on the offer and sale of the Notes and the circulation of documents relating thereto, in certain jurisdictions including, but not limited to, the United States of America, the European Economic Area, the United Kingdom, Japan, Hong Kong, the PRC, Singapore and British Virgin Islands, and to persons connected therewith. The Notes have not been and will not be registered under the Securities Act or with any securities regulatory authority of any state or other jurisdiction of the United States. Subject to certain exceptions, the Notes may not be offered or sold within the United States or to, or for the account or benefit of, U.S. persons (as such term is defined in Regulation S under the Securities Act). The Notes are being offered and sold outside the United States and to a non U.S. person in reliance on Regulation S under the Securities Act. For a description of certain restrictions on offers, sales and transfers of Notes and on the distribution of the Original Offering Circular, see “*Subscription and Sale*” in the Original Offering Circular. The Notes may be subject to additional selling restrictions as set out in each of the Pricing Supplements.

Singapore SFA Product Classification: In connection with Section 309B of the Securities and Futures Act 2001 of Singapore, as modified or amended from time to time (the “SFA”) and the Securities and Futures (Capital Markets Products) Regulations 2018 of Singapore (the “CMP Regulations 2018”), the Issuer has determined, and hereby notifies all relevant persons (as defined in Section 309A(1) of the SFA), that the Notes are ‘prescribed capital markets products’ (as defined in the CMP Regulations 2018) and Excluded Investment Products (as defined in MAS Notice SFA 04-N12: Notice on the Sale of Investment Products and MAS Notice FAA-N16: Notice on Recommendations on Investment Products).

Listing of the Programme and the Notes on the Hong Kong Stock Exchange is not to be taken as an indication of the merits of the Notes, the Issuer, the Guarantor or the Group. In making an investment decision, investors must rely on their own examination of the Issuer, the Guarantor, the Group and the terms of the offering, including the merits and risks involved. See “*Risk Factors*” herein and in the Original Offering Circular for a discussion of certain factors to be considered in connection with an investment in the Notes.

No person has been authorised by the Issuer, the Guarantor or the Group to give any information or to make any representation not contained in or not consistent with this Supplemental Offering Circular (read together with the Original Offering Circular) or any other document entered into in relation to the Programme and the sale of Notes and, if given or made, such information or representation should not be relied upon as having been authorised by the Issuer, the Guarantor, the Group or any of the Joint Lead Managers.

No representation or warranty, express or implied, is made by the Joint Lead Managers, any fiscal agent, paying agents or any of their respective officers, employees, affiliates, advisors or agents as to the accuracy, completeness or sufficiency of the information contained in this Supplemental Offering Circular, and nothing contained in this Supplemental Offering Circular is, or should be, relied upon as a promise or representation by the Joint Lead Managers, fiscal agent, paying agent or their officers, employees, affiliates, advisors or agents. The Joint Lead Managers, the fiscal agent, the paying agents and their respective officers, employees, affiliates, advisors and agents have not independently verified the information contained herein (financial, legal or otherwise) and, to the fullest extent permitted by law, none of the Joint Lead Managers, the fiscal agent, the paying agents or their respective officers, employees, affiliates, advisors or agents accepts any responsibility for the contents of this Supplemental Offering Circular or for any other statement, made or purported to be made by the Joint Lead Managers or on their behalf in connection with the Issuer, the Guarantor, the Group or the issue and offering of the Notes. The Joint Lead Managers, the fiscal agent, the paying agents and their respective officers, employees, affiliates, advisors or agents accordingly disclaim all and any liability whether arising in tort or contract or otherwise (save as referred to above) which might otherwise have in respect of this Supplemental Offering Circular or any such statement.

Neither the delivery of this Supplemental Offering Circular (read together with the Original Offering Circular) nor the Pricing Supplements nor the offering, sale or delivery of any Notes shall in any circumstances create any implication that the information contained this Supplemental Offering Circular (read together with the Original Offering Circular) is true subsequent to the date hereof or that there has been no adverse change, or any event reasonably likely to involve any adverse change, in the prospects or financial or trading position of the Issuer, the Guarantor or the Group since the date hereof or that any other information supplied in connection with the Programme is correct at any time subsequent to the date on which it is supplied or, if different, the date indicated in the document containing the same. The Joint Lead Managers expressly do not undertake to review the financial condition or affairs of the Issuer, the Guarantor or the Group during the term of the Notes or to advise any investor in the Notes of any information coming to their attention.

None of the Joint Lead Managers or any Agents (as defined under “*Terms and Conditions of the Notes*” in the Original Offering Circular) has separately verified the information contained in this Supplemental Offering Circular or the Original Offering Circular. To the fullest extent permitted by law, none of the

Joint Lead Managers or any Agents or any director, officer, employee, agent or affiliate of any such person makes any representation, warranty or undertaking, express or implied, or accepts any responsibility, with respect to the accuracy or completeness of any of the information in this Supplemental Offering Circular or the Original Offering Circular. To the fullest extent permitted by law, none of the Joint Lead Managers or any Agents or any director, officer, employee, agent or affiliate of any such person accepts any responsibility for the contents of this Supplemental Offering Circular or the Original Offering Circular or for any other statement made or purported to be made by any Joint Lead Manager, any Agent, or any director, officer, employee, agent or affiliate of any such person or on its behalf in connection with the Issuer, Guarantor, the Group, the Notes or the issue and offering of the Notes. Each Joint Lead Manager and each Agent accordingly disclaims all and any liability whether arising in tort or contract or otherwise (save as referred to above) which it might otherwise have in respect of this Supplemental Offering Circular or the Original Offering Circular or any such statement.

Neither this Supplemental Offering Circular nor the Original Offering Circular describes all of the risks and investment considerations (including those relating to each investor's particular circumstances) of an investment in the Notes. Each potential purchaser of the Notes should refer to and consider carefully the Pricing Supplements for the Notes, which may describe additional risks and investment considerations associated with such Notes. The risks and investment considerations identified in this Supplemental Offering Circular (read together with the Original Offering Circular) and the Pricing Supplements are provided as general information only. Investors should consult their own financial and legal advisers as to the risks and investment considerations arising from an investment in the Notes and should possess the appropriate resources to analyse such investment and the suitability of such investment in their particular circumstances.

Neither this Supplemental Offering Circular, the Original Offering Circular nor any other information provided or incorporated by reference in connection with the Programme and the Notes are intended to provide the basis of any credit or other evaluation and should not be considered as a recommendation by any of the Issuer, the Guarantor, the Group or the Joint Lead Managers, or any director, officer, employee, agent or affiliate of any such person that any recipient, of this Supplemental Offering Circular or of any such information, should purchase the Notes. Each potential purchaser of the Notes should make its own independent investigation of the financial condition and affairs, and its own appraisal of the creditworthiness, of the Issuer, the Guarantor and the Group. Each potential purchaser of the Notes should determine for itself the relevance of the information contained in this Supplemental Offering Circular (read together with the Original Offering Circular) and its purchase of the Notes should be based upon such investigation as it deems necessary. None of the Joint Lead Managers or the Agents or any agent or affiliate of any such person undertakes to review the financial condition or affairs of the Issuer, the Guarantor or the Group during the life of the arrangements contemplated by this Supplemental Offering Circular nor to advise any investor or potential investor in the Notes of any information coming to the attention of any of the Joint Lead Managers, the Agents or any of them.

The Notes are being offered and sold outside the United States and to a non-U.S. person in reliance on Regulation S. For a description of these and certain further restrictions on offers, sales and transfers of Notes and distribution of this Supplemental Offering Circular, see "*Subscription and Sale*" in the Original Offering Circular, as supplemented by "*Subscription and Sale*" in this Supplemental Offering Circular.

PRESENTATION OF FINANCIAL INFORMATION

Certain financial information in this Supplemental Offering Circular has been derived from the audited consolidated financial statements of the Guarantor as at and for the year ended 31 December 2022 (the “**2022 Historical Financial Statements**”), which were published on 30 March 2023, on the website of the Hong Kong Stock Exchange and are included in the F-pages of this Supplemental Offering Circular. The 2022 Historical Financial Statements were prepared and presented in accordance with the International Financial Reporting Standards (“**IFRS**”) and have been audited by PricewaterhouseCoopers (“**PwC**”), the Guarantor’s independent auditors.

In this Supplemental Offering Circular, because certain amounts have been rounded, totals of columns or rows of numbers in tables may not be equal to the apparent total of the individual items, and actual numbers may differ from those contained herein due to rounding.

Solely for the sake of convenience, this Supplemental Offering Circular contains translations of certain Renminbi amounts into US dollar amounts. Unless indicated otherwise, the translation of Renminbi amounts into US dollar amounts has been made at the rate of RMB6.8972 to US\$1.00, the noon buying rate as set forth in the H.10 statistical release of the Federal Reserve Bank of New York on 30 December 2022. These translations should not be construed as representations that the Renminbi amounts could actually be converted into any US dollar amounts at the rates indicated or at all.

FORWARD-LOOKING STATEMENTS

Certain statements under “Business” and elsewhere in this Supplemental Offering Circular constitute “forward-looking statements”. The words including “believe”, “expect”, “plan”, “anticipate”, “schedule”, “estimate”, “may”, “will”, “would”, “could”, “aim”, “intend”, “project”, “potential”, “future”, “seek”, “should” and similar words or the negative thereof, or expressions identify forward-looking statements. In addition, all statements other than statements of historical facts included in this Supplemental Offering Circular, including, but without limitation, those regarding the financial position, business strategy, prospects, capital expenditure and investment plans of the Group and the plans and objectives of the Group’s management for its future operations (including development plans and objectives relating to the Group’s operations), are forward-looking statements.

Such forward-looking statements involve known and unknown risks, uncertainties and other factors which may cause actual results or performance of the Group to differ materially from those expressed or implied by such forward-looking statements. Reliance should not be placed on these forward-looking statements. Such forward-looking statements are based on numerous assumptions regarding the Group’s present and future business strategies and the environment in which the Group will operate in the future. The Issuer and the Guarantor expressly disclaim any obligation or undertaking to release any updates or revisions to any forward-looking statements contained herein to reflect any change in the Issuer’s, the Guarantor’s or the Group’s expectations with regard thereto or any change of events, conditions or circumstances, on which any such statements were based. This Supplemental Offering Circular discloses important factors that could cause actual results to differ materially from the Issuer’s and the Guarantor’s expectations. All subsequent written and forward-looking statements attributable to the Issuer, the Guarantor or persons acting on behalf of them are expressly qualified in their entirety by such cautionary statements.

STABILISATION

In connection with the issue of the Notes, one or more of the Joint Lead Managers as Stabilisation Manager(s) (or persons acting on behalf of any Stabilisation Manager(s)) (provided that China CITIC Bank International Limited shall not be appointed or acting as the Stabilisation Manager) in the relevant Pricing Supplement may over allot the Notes or effect transactions with a view to supporting the market price of the Notes at a level higher than that which might otherwise prevail. However, stabilisation may not necessarily occur. Any stabilisation action may begin on or after the date on which adequate public disclosure of the terms of the offer of the Notes is made and, if begun, may cease at any time, but it must end no later than the earlier of 30 days after the issue date of the Notes and 60 days after the date of the allotment of the Notes. Any stabilisation action or over-allotment must be conducted by the Stabilisation Manager(s) (or person(s) acting on behalf of any Stabilisation Manager(s)) in accordance with all applicable laws and rules.

DOCUMENTS INCORPORATED BY REFERENCE

This Supplemental Offering Circular should be read and construed in conjunction with the Original Offering Circular (and the documents incorporated by reference therein) and all amendments and supplements from time to time to this Supplemental Offering Circular, which shall be deemed to be incorporated in, and to form part of, this Supplemental Offering Circular and which shall be deemed to modify or supersede the contents of this Supplemental Offering Circular to the extent that a statement contained in any such document is inconsistent with such contents.

Copies of all such documents which are so deemed to be incorporated in, and to form part of, this Supplemental Offering Circular will be available (upon prior written request and proof of holding and identity satisfactory to the Trustee) free of charge, during usual business hours (being between 9:00 a.m. and 3:00 p.m., Hong Kong time) on any weekday (Saturdays, Sundays and public holidays excepted), for inspection at the principal office of the Trustee set out at the end of this Supplemental Offering Circular.

TABLE OF CONTENTS

	Page
SUMMARY	1
SELECTED FINANCIAL INFORMATION	4
RISK FACTORS	7
2025 NOTES PRICING SUPPLEMENT	12
2026 NOTES PRICING SUPPLEMENT	23
USE OF PROCEEDS	34
CAPITALISATION	35
CORPORATE STRUCTURE	37
RECENT DEVELOPMENT	38
DIRECTORS, SUPERVISORS AND SENIOR MANAGEMENT	53
TAXATION	64
SUMMARY OF RELEVANT PRC AND HONG KONG LAWS AND REGULATIONS	65
GENERAL INFORMATION	70
INDEX TO FINANCIAL STATEMENTS	F-1

SUMMARY

The section “Summary” on page 1 to page 6 of the Original Offering Circular shall be deleted in its entirety and replaced with the following:

THE GROUP

Overview

We are a leading large full-service investment bank in the PRC with superior value creation capabilities. We have a strong client base, a premier investment banking brand, a balanced business structure, and a robust and prudent risk management system. We adhere to the core value of “achievements leading to status”, as well as the concepts of “risk management as priority” and “healthy development” to strive for better service for existing customers and realise mutual growth with the enterprise. In the meantime, we penetrated the local market and moved towards the international market to explore potential quality customers. We aim at taking advantage of our investment banking business as the starting point to steadily develop innovative business, becoming a large best-in-class full-service investment bank based in the PRC with a global vision leveraging the development trends in the PRC and global capital market.

As at 31 December 2022, we had a total of 40 securities branches and 273 securities business departments. As at 31 December 2022, the Company has five wholly owned subsidiaries, namely China Securities Futures, China Securities Capital, China Securities International, which is incorporated in Hong Kong, China Securities Investment Limited and China Securities Funds.

Our four business segments are investment banking, wealth management, trading and institutional client services and asset management. Our diversified service and product offerings enable us to achieve synergies across different business lines. With the strong support of our shareholders and our professional management team, we engage in proprietary trading to enhance our financial performance. Through the efforts of our visionary leadership team and our high-calibre employees, we have experienced substantial growth over the years and achieved industry-leading positions in many of our business segments. The table below sets out the detailed components of each business segment.

<u>Investment banking</u>	<u>Wealth management business</u>	<u>Trading and institutional client services business</u>	<u>Asset management business</u>
Equity financing business	Brokerage and wealth management business	Equity sales and trading business	Asset management business of the securities company
Debt financing business	Margin financing and securities lending business	Fixed income products sales and trading business	Fund management business
Financial advisor business	Repurchase business	Investment and research business	Private equity investment business
		Prime brokerage business	
		QFII business and RQFII business	
		Other investment businesses	

As at 31 December 2022, our total assets were RMB509,955.5 million (US\$73,936.6 million), representing an increase of 12.6% as compared to 31 December 2021. For the year ended 31 December 2022, our total revenue and other income amounted to RMB36,470.8 million (US\$5,287.8 million) in aggregate, representing a year-on-year decrease of 6.6%. Our net profit attributable to equity holders amounted to RMB7,517.5 million (US\$1,089.9 million), representing a year-on-year decrease of 26.6%.

Competitive Strengths

As a rapidly developing national comprehensive securities company with strong business competitiveness, we believe the following strengths have contributed to our success and differentiated us from our competitors:

- Our extraordinary position and prestigious reputation;
- Strong support from government and shareholders;
- Well-balanced business layout with outstanding advantages;
- Prudent and comprehensive risk control system and strong risk management capabilities;
- Stable and remarkable financial performance;
- Diversified financing channels and comprehensive liquidity safeguard mechanism; and
- Visionary, professional and dedicated management team.

Business Strategies

To achieve our goal to become a large integrated securities company based in China with global vision and comprehensive advantages, we intend to pursue the following strategies:

- **Customer service:** We will stick to a client-oriented approach by relentlessly improving our customer service system and further strengthening customer development and services.
- **Talent strategy:** We will continue vigorously cultivating and recruiting talents, motivating key employees and improving the quality of employees.
- **Capital strength:** We plan to utilise various tools to continually enhance our capital strength and to optimise our balance sheet.
- **Information technology:** We plan to increase our R&D capacity, propelling the integration and development of online and offline businesses. We also intend to continually strengthen our digital governance.
- **Risk control and compliance:** We plan to construct a comprehensive and integrated risk control mechanism covering the entire process of all business lines, and continue to improve our risk control and management levels.
- **Management and operation:** Through reengineering and informatisation of our organisational process, we intend to vigorously promote the construction of a centralised operating system to further improve and optimize the efficiency and effectiveness of operations management.
- **Internationalisation strategy:** Through integrated management and development of domestic and foreign businesses, we plan to build a comprehensive cross-border business platform that integrates our bountiful resources and leverages our competitive advantages.

Recent Development

Please see the section “*Recent Development*” of this Supplemental Offering Circular for details.

The Issuer

The Issuer was incorporated as a BVI business company with limited liability on 7 July 2015 in the British Virgin Islands under the BVI Business Companies Act (As Revised). Its registered office is located at Ritter House, Wickhams Cay II, Road Town, Tortola VG1110, British Virgin Islands, and its registration number is 1881690. The Issuer is wholly owned by the Guarantor. Under the Issuer's memorandum and articles of association, the Issuer has full capacity to carry on or undertake any business or activity, do any act or enter into any transaction that is not prohibited under any law for the time being in force in the British Virgin Islands. However, so long as the Notes are outstanding, the Issuer will limit its permitted activities as described under "*Terms and Conditions of the Notes*" of the Original Offering Circular. The Issuer's primary purpose is to act as one of the Group's financing subsidiaries to issue and hold the Notes. The Issuer has no material business nor assets and does not have any employees. In the future, the Issuer may, either itself or through direct and indirect subsidiaries and associated companies, issue further bonds and engage in other business activities related to us and may incur substantial liabilities and indebtedness.

SELECTED FINANCIAL INFORMATION

The section “Selected Financial Information” on page 14 to page 17 of the Original Offering Circular shall be supplemented by the following:

The summary audited consolidated financial information of the Guarantor as at and for the years ended 31 December 2021 and 2022 as set forth below is extracted from the Guarantor’s consolidated financial statements as at and for the years ended 31 December 2022, which have been audited by PricewaterhouseCoopers in accordance with International Financial Reporting Standards, or IFRS.

The summary consolidated financial information as set forth below should be read in conjunction with, and is qualified in its entirety by reference to, the relevant audited consolidated financial statements of the Guarantor and the notes thereto included elsewhere in this Supplemental Offering Circular and the Original Offering Circular. The Guarantor’s historical consolidated financial information should not be taken as an indication of its future financial performance.

CONSOLIDATED INCOME STATEMENT

	For the year ended 31 December		
	2021	2022	
	RMB (audited)	RMB (audited) (in thousands)	US\$ (unaudited)
Fee and commission income	15,357,591	15,542,955	2,253,517
Interest income	8,984,511	9,532,551	1,382,090
Net investment gains	8,024,083	4,532,155	657,101
	32,366,185	29,607,661	4,292,707
Other income	6,666,772	6,863,120	995,059
Total revenue and other income	39,032,957	36,470,781	5,287,766
Fee and commission expenses	(1,920,970)	(1,773,490)	(257,132)
Interest expenses	(7,234,074)	(7,141,940)	(1,035,484)
Staff costs	(7,851,617)	(7,891,647)	(1,144,181)
Tax and surcharges	(167,801)	(155,984)	(22,616)
Other operating expenses and costs	(9,106,393)	(9,738,227)	(1,411,910)
Credit impairment reversals/(losses)	297,871	(284,803)	(41,293)
Impairment losses on other assets	(31,291)	(25,980)	(3,767)
Total expenses	(26,014,275)	(27,012,071)	(3,916,382)
Operating profit	13,018,682	9,458,710	1,371,384
Share of profits and losses of associates	2,144	13,516	1,960
Profit before income tax	13,020,826	9,472,226	1,373,344
Income tax expense	(2,785,762)	(1,954,768)	(283,415)
Profit for the year	10,235,064	7,517,458	1,089,929
Attributable to:			
Equity holders of the Company	10,238,704	7,507,304	1,088,457
Non-controlling interests	(3,640)	10,154	1,472
	10,235,064	7,517,458	1,089,929
Earnings per share attributable to ordinary equity holders of the Company (expressed in RMB yuan per share)			
– Basic and diluted	1.25	0.86	

Note:

(1) The gray area in the above table means the line item is not applicable for the specified year.

CONSOLIDATED STATEMENT OF COMPREHENSIVE INCOME

	For the year ended 31 December		
	2021	2022	
	RMB (audited)	RMB (audited) (in thousands)	US\$ (unaudited)
Profit for the year	10,235,064	7,517,458	1,089,929
Other comprehensive income			
Items that may be reclassified to profit or loss in subsequent years			
Net gains/(losses) on investments in debt instruments measured at fair value through other comprehensive income	644,576	(299,156)	(43,374)
Net gains/(losses) on investments in debt instruments measured at fair value through other comprehensive income reclassified to profit or loss on disposal	13,358	(197,193)	(28,590)
Income tax relating to these items	(163,450)	107,029	15,518
Share of other comprehensive income of associates	494,484	(389,320)	(56,446)
Foreign currency translation differences	25	(50)	(7)
	(58,698)	301,472	43,709
Items that will not be reclassified subsequently to profit or loss			
Net losses on investments in equity instruments designated as at fair value through other comprehensive income	(105,282)	(15,772)	(2,287)
Income tax relating to these items	37,536	-	-
	(67,746)	(15,772)	(2,287)
Other comprehensive income/(loss) for the year, net of tax	368,065	(103,670)	(15,031)
Total comprehensive income for the year	10,603,129	7,413,788	1,074,898
Attributable to:			
Equity holders of the Company	10,606,769	7,403,634	1,073,426
Non-controlling interests	(3,640)	10,154	1,472
	10,603,129	7,413,788	1,074,898

CONSOLIDATED STATEMENT OF FINANCIAL POSITION

	As at 31 December		
	2021	2022	
	RMB (audited)	RMB (audited) (in thousands)	US\$ (unaudited)
Non-current assets			
Property, plant and equipment	701,008	670,051	97,148
Right-of-use assets	1,822,761	1,855,388	269,006
Investment properties	49,146	38,142	5,530
Intangible assets	519,133	670,381	97,196
Investment in associates	111,002	107,524	15,590
Financial assets at fair value through profit or loss	7,576,009	9,161,354	1,328,271
Financial assets held under resale agreements	9,906	4,868	706
Refundable deposits	10,395,629	10,881,160	1,577,620
Deferred tax assets	1,967,844	1,892,937	274,450
Other non-current assets	94,082	92,558	13,420
Total non-current assets	23,246,520	25,374,363	3,678,937
Current assets			
Margin accounts	57,808,146	52,870,595	7,665,516
Accounts receivable	23,075,172	10,825,581	1,569,562
Financial assets at fair value through profit or loss	153,971,907	178,149,786	25,829,291
Financial assets at fair value through other comprehensive income	48,358,146	70,719,979	10,253,433
Derivative financial assets	2,517,942	2,863,416	415,156
Financial assets held under resale agreements	19,011,848	25,546,432	3,703,884
Cash held on behalf of clients	88,118,755	103,904,955	15,064,802
Cash and bank balances	36,002,716	38,944,880	5,646,477
Other current assets	680,274	755,511	109,539
Total current assets	429,544,906	484,581,135	70,257,660
Total assets	452,791,426	509,955,498	73,936,597
Current liabilities			
Accounts payable to brokerage clients	93,082,812	109,294,147	15,846,162
Lease liabilities	444,289	512,432	74,296
Derivative financial liabilities	4,295,326	3,258,544	472,444
Financial liabilities at fair value through profit or loss	2,345,498	6,491,380	941,162
Financial assets sold under repurchase agreements	99,595,667	122,153,951	17,710,658
Placements from banks and other financial institutions	8,528,656	8,724,569	1,264,944
Taxes payable	1,486,151	941,312	136,477
Short-term borrowings	987,374	1,243,577	180,302
Short-term financing instruments payable	18,290,179	19,541,248	2,833,215
Other current liabilities	75,365,016	74,037,483	10,734,426
Total current liabilities	304,420,968	346,198,643	50,194,085
Net current assets	125,123,938	138,382,492	20,063,575
Total assets less current liabilities	148,370,458	163,756,855	23,742,512
Non-current liabilities			
Financial liabilities at fair value through profit or loss	5,454,391	5,815,574	843,179
Bonds in issue	60,020,192	62,210,438	9,019,666
Lease liabilities	1,359,022	1,371,584	198,861
Deferred tax liabilities	1,525,316	1,068,210	154,876
Other non-current liabilities	5,253	2,368	343
Total non-current liabilities	68,364,174	70,468,174	10,216,925
Net assets	80,006,284	93,288,681	13,525,587
Equity			
Share capital	7,756,695	7,756,695	1,124,615
Other equity instruments	14,937,500	24,906,528	3,611,107
Reserves	31,323,286	33,396,344	4,842,015
Retained earnings	25,800,975	27,184,779	3,941,422
Equity attributable to equity holders of the Company	79,818,456	93,244,346	13,519,159
Non-controlling interests	187,828	44,335	6,428
Total equity	80,006,284	93,288,681	13,525,587

RISK FACTORS

Prospective investors should have regard to the risk factors described under the section headed “Risk Factors” in the Original Offering Circular.

The sub-section in the Original Offering Circular entitled “We are subject to strict net capital, risk management, liquidity and other similar regulatory requirements that may restrict our business activities.” shall be amended by replacing the risk factor with the following updated risk factor:

We are subject to strict net capital, risk management, liquidity and other similar regulatory requirements that may restrict our business activities.

We are subject to capital adequacy, risk indicator, liquidity and other requirements imposed by the CSRC, the SAC and other regulatory authorities and self-regulatory organisations. According to the Administrative Measures for Risk Control Indicators of Securities Companies (《證券公司風險控制指標管理辦法》) made by the CSRC, effected on 1 November 2006 and revised on 16 June 2016 and 20 March 2020, the risk coverage ratio (namely net capital divided by the sum of various risk capital reserves times 100%) of a securities company shall not be less than 100%; the capital leverage ratio (namely core net capital divided by total on-and off-balance-sheet assets times 100%) of a securities company shall not be less than 8%; the liquidity coverage ratio (namely high-quality liquid assets divided by net cash outflow for the next 30 days times 100%) of a securities company shall not be less than 100%; and the net steady fund rate (available steady funds divided by required steady funds times 100%) of a securities company shall not be less than 100%. Pursuant to the Administrative Measures above, we have established a dynamic net capital and other risk control indicators monitoring mechanism in an endeavor to comply with statutory regulatory standards on risk control indicators based on net capital.

We are also subject to various liquidity requirements. For example, in June 2016 and effective from 1 October 2016 and in March 2020, the CSRC amended the Administrative Measures above and supporting ancillary measures. These amendments adjust the calculation basis and method of net capital and risk capital reserve, add a capital leverage ratio indicator (net core capital to total off- and on-balance-sheet assets), set a mandatory leverage ratio of no less than 8% and set up indicators for specific business lines. According to the SAC, both the liquidity coverage ratio (ratio of good quality liquid assets to estimated net cash outflow for the following 30 days) and the net stable funding ratio (ratio of available stable funding to stable funding required by business) shall reach 100% by 30 June 2015. We have been in compliance with regulatory requirements in terms of major risk control indicators based on net capital. Our leverage ratio was 4.38x, 4.51x and 4.30x as at 31 December 2020, 2021 and 2022, respectively¹. These requirements may restrict the scope and scale of our business activities, and may require us to adjust our existing business in order to be eligible for new and innovative products and services. Our failure to meet such requirements could lead to sanctions, fines, penalties or other disciplinary actions, including a downgrade of our regulatory rating and limitations or prohibitions on our future business activities, which may have a material and adverse effect on our business, financial condition, operating results, reputation and prospects.

The sub-section in the Original Offering Circular entitled “If we cannot successfully maintain and expand our client base and operational network, our securities brokerage business and its revenue could be materially and adversely affected.” shall be amended by replacing the risk factor with the following updated risk factor:

¹ Leverage ratio is calculated by dividing the total assets (net of accounts payable to brokerage clients) by equity attributable to the shareholders of the Company.

If we cannot successfully maintain and expand our client base and operational network, our securities brokerage business and its revenue could be materially and adversely affected.

The securities brokerage business is highly competitive and we have to maintain our client base and attract new clients. As at 31 December 2022, the total number of our A-share capital accounts accounted for 3.8% of the market, ranking ninth in the PRC securities industry. However, there is no assurance that we will be able to continue to maintain or grow our client base. If we are unable to address the needs of our clients by maintaining high-quality client service, continuing product innovation, providing value-added services, or if we otherwise fail to meet our clients' demands or expectations, we may lose our existing clients to our competitors or fail to attract new clients. As a result, our business, financial condition and operating results may be adversely affected.

We serve clients of our securities brokerage business and manage client relationships primarily through our network of securities branches. As at 31 December 2022, we had 273 securities business departments in the PRC. However, there is no assurance that we will be successful in further expanding our operational network due to regulatory changes, difficulties in managing a relatively larger pool of retail brokerage staff and other unforeseeable factors. We may not be able to maintain our current market-leading position in the number of operating outlets and any failure to maintain our competitiveness may have a material and adverse effect on our business, financial condition, operating results and prospects.

In addition, the prevalence of online retail brokerage business in the PRC exposes us to competitive pressure on commission rates from small securities firms with relatively low costs and securities firms which carry out brokerage services primarily through online trading platforms. If we are unable to provide differentiated products and services, our business, financial condition, operating results and prospects may be adversely affected.

The sub-section in the Original Offering Circular entitled "Our substantial amounts of deferred tax assets and level 2 financial assets are subject to accounting uncertainties." shall be amended by replacing the risk factor with the following updated risk factor:

Our substantial amounts of deferred tax assets and level 2 financial assets are subject to accounting uncertainties.

In the application of our accounting policies, our management is required to make judgments, estimates and assumptions about the carrying amounts of certain assets and liabilities that are not readily apparent from other sources. The estimates and associated assumptions are based on historical experience and other factors that are considered to be relevant. Therefore, actual results may differ from these accounting estimates. We believe that the substantial amounts of our deferred tax assets and level 2 financial assets are subject to accounting uncertainties and therefore warrant particular attention.

Our deferred tax assets increased from RMB1,725.5 million as at 31 December 2020 to RMB1,892.9 million as at 31 December 2022. Based on our accounting policies, deferred tax assets are recognised in case of timing differences between the carrying amount of assets for financial reporting purpose and the amounts used for taxation purposes. The realisation of a deferred tax asset mainly depends on our management's judgment as to whether sufficient future taxable profits will be available in the future. Management's assessment is constantly reviewed and additional deferred tax assets are recognised if it becomes probable that future taxable profits will allow the deferred tax assets to be recovered.

For financial reporting purposes, we categorize fair value measurements of financial assets and liabilities into level 1, level 2 or level 3, based on the degree to which the inputs to the fair value measurements are observable and the significance of the inputs to the fair value measurement. As at 31 December 2022, we had RMB197,876.1 million of level 2 financial assets. Compared to level 1 financial assets, we use valuation technique to estimate the fair value of level 2 financial assets and the fair value measurements for these assets using other than quoted prices included within level 1 that are observable for the asset, either directly or indirectly. When estimating fair value using valuation technique, we

consider observable inputs and market data, such as yield curve of interest rate products, foreign currency exchange rate, and implied volatility, among other things. Changes in these factors will affect the estimated fair value of our level 2 financial assets and therefore these assets face uncertainty in accounting estimation.

The sub-section in the Original Offering Circular entitled “We have had and may continue to have negative net cash flow from operating activities.” shall be amended by replacing the risk factor with the following updated risk factor:

We have had and may continue to have negative net cash flow from operating activities.

In 2020 and 2021, we recorded negative RMB38,307.9 million and negative RMB6,654.8 million net cash flows from operating activities, respectively. We recorded RMB24,279.4 million (US\$3,520.2 million) net cash inflow from operating activities in 2022. We cannot assure you that we will not have negative net cash flow from operating activities in the future. If we incur significant negative net cash flow from operating activities, our working capital may be subject to constraints, and we cannot assure you that we will have sufficient cash from other sources to fund our operations. If we resort to other financing activities to generate additional cash, we will incur additional financing costs and we cannot guarantee that we will be able to obtain the financing on terms acceptable to us, or at all.

The sub-section in the Original Offering Circular entitled “We are subject to risks relating to natural disasters, pandemics, epidemics, acts of war or terrorism or other factors beyond its control, including the ongoing COVID-19 pandemic.” shall be amended by replacing the risk factor with the following updated risk factor:

We are subject to risks relating to natural disasters, pandemics, epidemics, acts of war or terrorism or other factors beyond its control, including the ongoing COVID-19 pandemic.

Natural disasters, pandemics, epidemics, acts of war or terrorism or other factors beyond our control may adversely affect the economy, infrastructure and livelihood of the people in the regions we conduct our business. Some regions in China may be under the threat of flood, earthquake, sandstorm, snowstorm, fire or drought, power shortages or failures, potential wars or terrorist attacks or are susceptible to epidemics, such as Severe Acute Respiratory Syndrome (“SARS”), avian influenza, H5N1 influenza, H1N1 influenza or H7N9 influenza, or, most recently, COVID-19 pandemic.

Severe communicable disease outbreaks could result in a widespread health crisis that could materially and adversely affect economic systems and financial markets. For example, the COVID-19 pandemic has affected China and many countries in the world and there have been increasing initial infection and fatality rates across the world. On 11 March 2020, the World Health Organization declared the COVID-19 outbreak a pandemic. Several cities in China where we have operations were placed under a lockdown with restrictions on travel and movement of people as well as prolonged closures of workplaces in an effort to curb the spread of COVID-19, and the pandemic also caused the delay in resumption of local business in the PRC. Further, various variant of COVID-19 spread globally and caused an increase in COVID-19 cases in many places. Since December 2022, the PRC government has relaxed a number of restrictions which it imposed before in response to the COVID-19 pandemic, including business and travel restrictions, mandatory quarantine, lockdowns, limitations on public gatherings and suspension of major events. While many aspects of daily life have gradually returned to normal in China, there is still uncertainty as to the future progress and impact of the disease.

The global outbreak of COVID-19 has created negative economic impact and increased volatility in the PRC and global market, which may in turn adversely affect our business. This has significantly disrupted many aspects of the economy of China and given the high uncertainties associated with the COVID-19 pandemic. While various measures have been relaxed and many aspects of daily life gradually returned to normal routine in China since 2023, it is difficult to predict how long the pandemic will continue to develop and the extent to which we may be affected. There is no assurance that the outbreak will not lead to decreased demand for services we provide. The outbreak may also

adversely affect the abilities of us to keep normal operations and provide uninterrupted services to our customers. The COVID-19 pandemic may further create negative economic impact and increase volatility in the PRC and global market and continue to cause increasing concerns over the prospects of the financial market in PRC.

Our business operations are also subject to risks arising from natural disasters, such as typhoons, floods and earthquakes. Serious natural disasters may result in a tremendous loss of lives and injury and destruction of assets and disrupt our business and operations. Acts of war or terrorism may also injure our employees, cause loss of lives, disrupt our business network and destroy our markets.

Any of these factors above and other factors beyond our control could have an adverse effect on the overall business sentiment and environment, cause uncertainties in the regions where we conduct business, cause our business to suffer in ways that we cannot predict and materially and adversely impact our business, financial condition and results of operations.

The sub-section in the Original Offering Circular entitled “Any failure to complete the relevant registrations or filings with the NDRC relating to the issue of the Notes may have adverse consequences for the Guarantor, the Issuer and/or the investors of the Notes.” shall be amended by replacing the risk factor with the following updated risk factor:

The interpretation of the NDRC Order 56 may involve significant uncertainty, which may adversely affect the enforceability and/or effective performance of the Notes.

According to the Notice on Promoting the Reform of the Administration of the Registration of Foreign Debt Issued by Enterprises (國家發展改革委關於推進企業發行外債備案登記制管理改革的通知)(the “**NDRC Circular**”) issued by the NDRC on 14 September 2015, PRC enterprises and their overseas controlled entities shall procure the registration of any debt securities with a maturity of more than one year or medium to long term loans issued or incurred outside the PRC with the NDRC prior to the issue of the securities or drawings under the loans, and notify the particulars of the relevant issues or drawings within 10 working days after the date of issuance or drawing. On 5 January 2023, the NDRC issued the Administrative Measures for the Approval and Registration of Medium and Long-term Foreign Debt of Enterprises (企業中長期外債審核登記管理辦法(中華人民共和國國家發展和改革委員會令第56號))(the “**NDRC Order 56**”), which took effect on 10 February 2023 and replaced the NDRC Circular on the same date. Pursuant to the NDRC Order 56, Chinese enterprises and their overseas controlled entities or branches are required to, with respect to their foreign debt with a contract maturity of over one year (excluding): (i) submit to the NDRC the offering information (including, without limitation, major operational indicators of such enterprise and issue details of the relevant foreign debt) within ten business days after the completion of the issuance or drawdown of such foreign debt, (ii) submit to the NDRC information on foreign debt raised under the registration certificate within ten business days after the expiry date of such registration certificate, (iii) submit to the NDRC the requisite information, including, without limitation, the use of proceeds, history and future plans for the payment of principal and interest and major operational indicators, within five business days before the end of January and July of each year, and (iv) submit the relevant information to the NDRC promptly upon the occurrence of any material event that may affect the due performance of its obligations under their foreign debt and take measures to avoid the spill over of default risks of their onshore debt securities and cross-default risks.

Thus, the Guarantor shall make the registration of the Notes to be issued prior to the Issue Date (the “**NDRC Pre-Issue Registration**”) and file the requisite information and documents with the NDRC within ten business days after the Issue Date of the Notes (the “**NDRC Post-Issue Filing**”) and any other requisite information and documents with the NDRC within the prescribed timeframes after the Issue Date of the Notes to the NDRC in accordance with the NDRC Order 56. If the Guarantor fails to make the NDRC Pre-Issue Registration, the Guarantor and its personnel in charge may be imposed of disciplinary measures such as interviews and public warnings. Failure to complete the NDRC Post-Issue Filing under the NDRC Order 56 may result in the Guarantor being ordered to take rectification

measures within a time limit, and in the case of aggravating circumstances or in the case that such rectification measures are not taken within the required time limit, the Guarantor and its key person-in-charge may receive regulatory warning for such violations. Interpretation of the NDRC Order 56 may involve significant uncertainty, which may adversely affect the Issuer's ability to perform its obligations under the Notes. In addition, the administration of the NDRC Order 56 may be subject to a certain degree of executive and policy discretions of the NDRC. The NDRC Order 56 are relatively new and there is a lack of clear statutory interpretation regarding how it would be enforced and interpreted. In the worst case scenario, failure to complete the NDRC Pre-Issue Registration or the NDRC Post-Issue Filing may result in it being unlawful for the Guarantor or the Issuer to perform or comply with any of its obligations under the Notes. Potential investors of the Notes are advised to exercise due caution when making their investment decisions.

Each of the Issuer and the Guarantor will undertake under the Terms and Conditions of the Notes to perform the issuance registration and filing as required by laws and regulations as applicable to it from time to time. A failure to complete any applicable registration and filing procedure will not only constitute a breach of the relevant laws and regulations (which may carry administrative penalties), but will also constitute an event of default pursuant to which the Notes could be accelerated.

The sub-section in the Original Offering Circular entitled "We are subject to risks related to the use of "CITIC" brand." shall be amended by replacing the risk factor with the following updated risk factor:

We are subject to risks related to the use of "CITIC" brand.

Since our establishment, we have been using the "CITIC" brand, which provide substantial support to us in enhancing our brand awareness and carrying out our business.

The "CITIC" brand name is also used by the CITIC Group and its affiliated companies. If any of them commits any action that damages the "CITIC" brand name, or any negative publicity is associated with any of these entities, our reputation, business and growth prospects could be harmed, which could adversely affect our operating results and financial condition.

Currently, we are licensed by the CITIC Group to use its certain registered trademarks in the respective registration areas expiring in 2026. There can be no assurance that the CITIC Group will continue to grant license to us after the expiry of the current license. If we cannot renew the license, we may have to use new trademarks which lack public awareness. As such, change of trademarks may have an adverse effect on maintaining existing customer relationship or developing new customer resources.

2025 NOTES PRICING SUPPLEMENT

PRIIPs REGULATION – PROHIBITION OF SALES TO EEA RETAIL INVESTORS – The Notes are not intended to be offered, sold or otherwise made available to and should not be offered, sold or otherwise made available to any retail investor in the European Economic Area (“**EEA**”). For these purposes, a retail investor means a person who is one (or more) of: (i) a retail client as defined in point (11) of Article 4(1) of Directive 2014/65/EU (as amended, “**MiFID II**”); (ii) a customer within the meaning of Directive (EU) 2016/97 (as amended, the “**Insurance Distribution Directive**”), where that customer would not qualify as a professional client as defined in point (10) of Article 4(1) of MiFID II; or (iii) not a qualified investor as defined in Regulation (EU) 2017/1129 (as amended, the “**Prospectus Regulation**”). Consequently, no key information document required by Regulation (EU) No. 1286/2014 (as amended, the “**PRIIPs Regulation**”) for offering or selling the Notes or otherwise making them available to retail investors in the EEA has been prepared and therefore offering or selling the Notes or otherwise making them available to any retail investor in the EEA may be unlawful under the PRIIPs Regulation.

UK PRIIPs REGULATION – PROHIBITION OF SALES TO UK RETAIL INVESTORS – The Notes are not intended to be offered, sold or otherwise made available to and should not be offered, sold or otherwise made available to any retail investor in the United Kingdom (“**UK**”). For these purposes, a retail investor means a person who is one (or more) of: (i) a retail client, as defined in point (8) of Article 2 of Regulation (EU) No 2017/565 as it forms part of domestic law by virtue of the European Union (Withdrawal) Act 2018 (“**EUWA**”); (ii) a customer within the meaning of the provisions of the Financial Services and Markets Act 2000 (the “**FSMA**”) and any rules or regulations made under the FSMA to implement Directive (EU) 2016/97, where that customer would not qualify as a professional client, as defined in point (8) of Article 2(1) of Regulation (EU) No 600/2014 as it forms part of domestic law by virtue of the EUWA; or (iii) not a qualified investor as defined in Article 2 of Regulation (EU) 2017/1129 as it forms part of domestic law by virtue of the EUWA (the “**UK Prospectus Regulation**”). Consequently, no key information document required by Regulation (EU) No 1286/2014 as it forms part of domestic law by virtue of the EUWA (the “**UK PRIIPs Regulation**”) for offering or selling the Notes or otherwise making them available to retail investors in the UK has been prepared and therefore offering or selling the Notes or otherwise making them available to any retail investor in the UK may be unlawful under the UK PRIIPs Regulation.

Notification under Section 309B(1)(c) of the Securities and Futures Act 2001 of Singapore – In connection with Section 309B of the Securities and Futures Act 2001 of Singapore (the “**SFA**”) and the Securities and Futures (Capital Markets Products) Regulations 2018 of Singapore (the “**CMP Regulations 2018**”), the Issuer (as defined below) has determined, and hereby notifies all relevant persons (as defined in Section 309A(1) of the SFA), that the Notes are prescribed capital markets products (as defined in the CMP Regulations 2018) and are Excluded Investment Products (as defined in MAS Notice SFA 04-N12: Notice on the Sale of Investment Products and MAS Notice FAA-N16: Notice on Recommendation on Investment Products).

This document is for distribution to professional investors (as defined in Chapter 37 of the Rules Governing the Listing of Securities on The Stock Exchange of Hong Kong Limited (the “**HKSE**”)) (“**Professional Investors**”) only.

Application will be made to the HKSE for the listing of, and permission to deal in the Notes by way of debt issues to Professional Investors only.

Notice to Hong Kong Investors: Each of the Issuer and the Guarantor (as defined below) confirms that the Notes are intended for purchase by Professional Investors only and will be listed on the HKSE on that basis. Accordingly, each of the Issuer and the Guarantor confirms that the Notes are not appropriate as an investment for retail investors in Hong Kong. Investors should carefully consider the risks involved.

The HKSE has not reviewed the contents of this document, other than to ensure that the prescribed form disclaimer and responsibility statements, and a statement limiting distribution of this document to Professional Investors only have been reproduced in this document. Listing of the Programme and the Notes on the HKSE is not to be taken as an indication of the commercial merits or credit quality of the Programme, the Notes, the Issuer, the Guarantor or the Group (as defined in the Offering Circular (as defined below)) or quality of disclosure in this document. Hong Kong Exchanges and Clearing Limited and the HKSE take no responsibility for the contents of this document, make no representation as to its accuracy or completeness and expressly disclaim any liability whatsoever for any loss howsoever arising from or in reliance upon the whole or any part of the contents of this document.

This document includes particulars given in compliance with the Rules Governing the Listing of Securities on The Stock Exchange of Hong Kong Limited for the purpose of giving information with regard to the Issuer, the Guarantor and the Group. Each of the Issuer and the Guarantor accepts full responsibility for the accuracy of the information contained in this document and confirms, having made all reasonable enquiries, that to the best of its knowledge and belief there are no other facts the omission of which would make any statement herein misleading.

20 April 2023

CSCIF Asia Limited
Legal entity identifier (LEI): 254900FU76ICV5ASRV38
Issue of CNY1,500,000,000 3.15 per cent. Guaranteed Notes due 2025 (the “Notes”)
Unconditionally and Irrevocably Guaranteed by CSC Financial Co., Ltd.
(中信建投證券股份有限公司)
under its U.S.\$3,000,000,000
Medium Term Note Programme

This document constitutes the Pricing Supplement relating to the issue of Notes described herein.

Terms used herein shall be deemed to be defined as such for the purposes of the Terms and Conditions of the Notes (the “Conditions”) set forth in the offering circular dated 11 January 2023, as supplemented by the supplemental offering circular dated 20 April 2023 (together, the “Offering Circular”). This Pricing Supplement contains the final terms of the Notes and must be read in conjunction with the Offering Circular. Full information on the Issuer, the Guarantor and the offer of the Notes is only available on the basis of the combination of the Offering Circular and this Pricing Supplement.

1	(i) Issuer:	CSCIF Asia Limited
	(ii) Guarantor:	CSC Financial Co., Ltd. (中信建投證券股份有限公司)
2	(i) Series Number:	3
	(ii) Tranche Number:	1
	(iii) Date on which the Notes will be consolidated and form a single Series:	Not Applicable
3	Specified Currency or Currencies:	Renminbi (“CNY”)

4	Aggregate Nominal Amount:	
	(i) Series:	CNY1,500,000,000
	(ii) Tranche:	CNY1,500,000,000
5	(i) Issue Price:	100.00 per cent. of the Aggregate Nominal Amount
	(ii) Gross proceeds:	CNY1,500,000,000
6	(i) Specified Denominations:	CNY1,000,000 and integral multiples of CNY10,000 in excess thereof
	(ii) Calculation Amount:	CNY10,000
7	(i) Issue Date:	27 April 2023
	(ii) Interest Commencement Date:	Issue Date
8	Maturity Date:	Interest Payment Date falling on, or nearest to, 27 April 2025
9	Interest Basis:	3.15 per cent. Fixed Rate
10	Redemption/Payment Basis:	Redemption at par
11	Change of Interest Basis or Redemption/Payment Basis:	Not Applicable
12	Put/Call Options:	Relevant Events Put Option
13	Rating Maintenance:	Applicable
14	Date of Board approval for issuance of Notes and Guarantee obtained:	Issuer's Board Resolutions dated 15 July 2020 and Guarantor's Board Resolutions dated 10 February 2023, respectively
15	Regulatory approval for issuance of Notes obtained:	Registration Certificate of Enterprise Foreign Debt dated 17 January 2023
16	Listing:	The Stock Exchange of Hong Kong Listing of the Notes is expected to be effective on 28 April 2023.
17	Method of distribution:	Syndicated

Provisions Relating to Interest (if any) Payable

18	Fixed Rate Note Provisions:	Applicable
	(i) Rate of Interest:	3.15 per cent. per annum payable semi-annually in arrear

	(ii) Interest Payment Date(s):	27 April and 27 October in each year, commencing on 27 October 2023, subject to adjustment in accordance with the Modified Following Business Day Convention
	(iii) Fixed Coupon Amount(s): (Applicable to Notes in definitive form)	Each Fixed Coupon Amount shall be calculated by multiplying the product of the Rate of Interest and the Calculation Amount by the Day Count Fraction and rounding the resultant figure to the nearest CNY0.01, with CNY0.005 being rounded upwards
	(iv) Broken Amount(s): (Applicable to Notes in definitive form)	Not Applicable
	(v) Day Count Fraction:	Actual/365 (Fixed)
	(vi) Determination Date(s):	Not Applicable
	(vii) Other terms relating to the method of calculating interest for Fixed Rate Notes:	None
19	Floating Rate Note Provisions:	Not Applicable
20	Zero Coupon Note Provisions:	Not Applicable
21	Index Linked Interest Note Provisions:	Not Applicable
22	Dual Currency Interest Note Provisions:	Not Applicable
Provisions Relating to Redemption		
23	Issuer Call:	Not Applicable
24	Investor Put:	Not Applicable
25	Relevant Events Put:	Condition 6(d) applies
26	Final Redemption Amount:	CNY10,000 per Calculation Amount
27	Early Redemption Amount payable on redemption for taxation reasons or on event of default and/or the method of calculating the same (if required or if different from that set out in the Conditions):	CNY10,000 per Calculation Amount
General Provisions Applicable to the Notes		
28	Form of Notes:	Registered Notes: Global Certificate exchangeable for Individual Note Certificates in the limited circumstances described in the Global Certificate

29	Additional Financial Centre(s) or other special provisions relating to Payment Dates:	Not Applicable
30	Talons for future Coupons or Receipts to be attached to Definitive Bearer Notes (and dates on which such Talons mature):	No
31	Details relating to Partly Paid Notes: amount of each payment comprising the Issue Price and date on which each payment is to be made and consequences of failure to pay, including any right of the Issuer to forfeit the Notes and interest due on late payment:	Not Applicable
32	Details relating to Instalment Notes:	
	(i) Instalment Amount(s):	Not Applicable
	(ii) Instalment Date(s):	Not Applicable
33	Redenomination applicable:	Redenomination not applicable
34	Consolidation provisions:	Not Applicable
35	Other terms or special conditions:	The Special Conditions set out in Annex of this Pricing Supplement apply

Distribution

36	(i) If syndicated, names and addresses of Managers and commitments:	<p>China Securities (International) Corporate Finance Company Limited 18/F, Two Exchange Square Central Hong Kong</p> <p>China CITIC Bank International Limited 80/F, International Commerce Centre 1 Austin Road West Kowloon Hong Kong</p> <p>Industrial and Commercial Bank of China (Asia) Limited 28/F ICBC Tower 3 Garden Road Central Hong Kong</p> <p>ICBC International Securities Limited 37/F, ICBC Tower 3 Garden Road Hong Kong</p>
----	---	--

Industrial and Commercial Bank of China Limited, Singapore Branch

6 Raffles Quay #23-01
Singapore 048580

Bank of China Limited

7/F, Bank of China Tower
1 Garden Road Central
Hong Kong

Agricultural Bank of China Limited Hong Kong Branch

25/F, Agricultural Bank of China Tower
50 Connaught Road Central
Hong Kong

Bank of Communications Co., Ltd. Hong Kong Branch

3/F, 20 Pedder Street
Central
Hong Kong

BOSC International Company Limited

34/F, Champion Tower
3 Garden Road
Central
Hong Kong

The Hongkong and Shanghai Banking Corporation Limited

Level 17, HSBC Main Building
1 Queen's Road Central
Hong Kong

CNCB (Hong Kong) Capital Limited

2001-2005, 20/F and 10/F, AIA Central
1 Connaught Road Central
Central, Hong Kong

Industrial and Commercial Bank of China Limited, Dubai (DIFC) Branch

Gate Village 01, Level 5 & 6, DIFC
Dubai, UAE. P.O. Box 506856

Industrial and Commercial Bank of China (Macau) Limited

18/F, ICBC Tower Macau Landmark
555, Avenida da Amizade
Macau

Bank of China (Hong Kong) Limited

34/F, Bank of China Tower
1 Garden Road
Hong Kong

BOCI Asia Limited

26/F Bank of China Tower, 1 Garden Road
Central
Hong Kong

China Construction Bank (Asia) Corporation Limited

3 Connaught Road
Central
Hong Kong

CCB International Capital Limited

12/F, CCB Tower, 3 Connaught Road Central
Central
Hong Kong

ABCI Capital Limited

11F, 50 Connaught Road Central
Hong Kong

BOCOM International Securities Limited

9/F, Man Yee Building
68 Des Voeux Road Central
Hong Kong

CMB Wing Lung Bank Limited

8F, CMB Wing Lung Bank Building
45 Des Voeux Road Central
Hong Kong

CMB International Capital Limited

45F, Champion Tower
3 Garden Road
Central
Hong Kong

Industrial Bank Co., Ltd. Hong Kong Branch

10-12/F, One International Finance Centre
1 Harbour View Street
Central
Hong Kong

Shanghai Pudong Development Bank Co., Ltd., Hong Kong Branch

30/F, SPD Bank Tower, One Hennessy
1 Hennessy Road
Hong Kong

China Everbright Bank Co., Ltd., Hong Kong Branch

23/F, Everbright Centre
108 Gloucester Road
Wan Chai
Hong Kong

China Minsheng Banking Corp., Ltd., Hong Kong Branch

40/F, Two IFC
8 Finance Street
Central
Hong Kong

CMBC Securities Company Limited

45/F, One Exchange Square
8 Connaught Place
Central
Hong Kong

China Galaxy International Securities (Hong Kong) Co., Limited

20/F, Wing On Centre
111 Connaught Road Central
Sheung Wan
Hong Kong

Daiwa Capital Markets Singapore Limited

7 Straits View, Marina One East Tower
#16-05/06, Singapore 018936

Standard Chartered Bank

One Basinghall Avenue
London EC2V 5DD
United Kingdom

- (ii) Date of Subscription Agreement: 20 April 2023
- (iii) Stabilisation Manager(s) (if any): Any one of the Managers appointed and acting in its capacity as Stabilisation Manager (provided that China CITIC Bank International Limited shall not be appointed or acting as the Stabilisation Manager)
- 37 If non-syndicated, name of relevant Dealer: Not Applicable
- 38 Total commission and concession: The Issuer (failing whom the Guarantor) shall pay to each Manager a commission as set out in the fee letter to be entered into between the Issuer, the Guarantor and such Manager within 30 calendar days after the date of the Subscription Agreement.
- 39 U.S. Selling Restrictions: Reg. S Category 2; TEFRA not applicable
- 40 Additional selling restrictions: Not Applicable

Operational Information

41	Any clearing system(s) other than Euroclear or Clearstream and the relevant identification number(s):	CMU CMU Instrument Number as set out in item 44(iii) below
42	Delivery:	Delivery against payment
43	Additional Paying Agent(s) (if any):	Not Applicable
44	(i) ISIN:	HK0000921038
	(ii) Common Code:	261172852
	(iii) CMU Instrument Number:	HSBCFN23045
45	The aggregate principal amount of Notes issued has been translated into U.S. dollars at the rate of CNY6.8690 = U.S.\$1.00, producing a sum of (for Notes not denominated in U.S. dollars):	U.S.\$218,372,397.73
46	Ratings:	The Notes to be issued have been rated: BBB+ by S&P A security rating is not a recommendation to buy, sell or hold securities and may be subject to suspension, reduction or withdrawal at any time by the assigning rating agency.

Hong Kong SFC Code of Conduct

47	(i) Rebates:	Not Applicable
	(ii) Contact email addresses where underlying investor information in relation to omnibus orders should be sent:	DCM_HK@csci.hk; DebtSyndicate@csci.hk; hk_syndicate_omnibus@hsbc.com.hk; TMG_GM_Project_CX@cncbinternational.com; dcmhk@bocgroup.com; Jackie.jq.chen@icbcasia.com; Emily.my.zheng@icbcasia.com; ZhuoRuolin.Rollin@icbcasia.com; Project_cx3@icbc.com.cn; Lijun.tan@sg.icbc.com.cn; abchk.dcm@abchina.com.hk; dcm@bankcomm.com.hk; BOSCI_DCM@boscinational.com; ongmingjie@dx.icbc.com.cn; AM_DCMDepartment@mc.icbc.com.cn; abcic.dcm@abci.com.hk; dcm@cmbccap.com; dcm@chinastock.com.hk;
	(iii) Marketing and Investor Targeting Strategy:	Includes institutional investors, sovereign wealth funds, banks, security firms, pension funds, mutual funds, hedge funds, family offices and high net worth individuals

STABILISATION

In connection with the issue of the Notes, one or more of the Dealers named as Stabilisation Manager(s) (or persons acting on behalf of any Stabilisation Manager(s)) in this Pricing Supplement provided that China CITIC Bank International Limited shall not be appointed or acting as the Stabilisation Manager may over-allot Notes or effect transactions with a view to supporting the market price of the Notes at a level higher than that which might otherwise prevail. However, stabilisation may not necessarily occur. Any stabilisation action may begin on or after the date on which adequate public disclosure of the terms of the offer of the Notes is made and, if begun, may cease at any time, but it must end no later than the earlier of 30 days after the issue date of the Notes and 60 days after the date of the allotment of the Notes. Any stabilisation action or over-allotment must be conducted by the relevant Stabilisation Manager(s) (or person(s) acting on behalf of any Stabilisation Manager(s)) in accordance with all applicable laws and rules.

Listing Application

This Pricing Supplement comprises the final terms required for the issue of Notes described herein pursuant to the U.S.\$3,000,000,000 Guaranteed Medium Term Note Programme of CSCIF Asia Limited.

Responsibility

The Issuer and the Guarantor accept responsibility for the information contained in this Pricing Supplement.

Signed on behalf of the Issuer:

Signed on behalf of the Guarantor:

By: _____
Duly authorised

By: _____
Duly authorised

APPENDIX
SPECIAL CONDITIONS

Set out below are the special conditions (“**Special Conditions**”) referred to in paragraph 35 (*Other terms or special conditions*) of this Pricing Supplement. These Special Conditions are applicable only to the Series of Notes governed by this Pricing Supplement.

1. NDRC

- 1.1. Condition 4(f) of the Terms and Conditions of the Notes shall be deleted and replaced in its entirety with the following:

NDRC: In relation to each Tranche of Notes where the NDRC Circular, as replaced by the NDRC Order 56 (as defined below), is applicable, the Guarantor undertakes that, it will submit the NDRC Post-Issue Filing and any other requisite information and documents with the NDRC within the prescribed timeframe after the relevant Issue Date of the relevant Tranche of Notes to the NDRC in accordance with the Measures for the Administration of Examination and Registration of Medium- and Long-term External Debt of Enterprises (企業中長期外債審核登記管理辦法(國家發展和改革委員會令第56號)) which took effect on 10 February 2023 (as supplemented, amended or replaced from time to time) (the “**NDRC Order 56**”) and any implementation rules, reports, certificates, approvals or guidelines as issued by the NDRC from time to time, and as soon as reasonably practicable after the submission of the NDRC Post-Issue Filing, provide the Trustee with (i) a certificate in English substantially in the form set out in the Trust Deed signed by an Authorised Signatory of the Guarantor confirming the submission of the NDRC Post-Issue Filing; and (ii) a copy of the relevant documents evidencing the submission of the NDRC Post-Issue Filing (if any), in each case certified in English as a true and complete copy of the original by an Authorised Signatory of the Guarantor.

- 1.2. The definition of “**NDRC Post-Issue Filing**” under Condition 4 of the Terms and Conditions of the Notes shall be deleted and replaced in its entirety with the following:

“**NDRC Post-Issue Filing**” means the filing of the requisite information and documents with the NDRC within ten business days after the relevant Issue Date of the relevant Tranche of the Notes in accordance with the NDRC Order 56;

2026 NOTES PRICING SUPPLEMENT

PRIIPs REGULATION – PROHIBITION OF SALES TO EEA RETAIL INVESTORS – The Notes are not intended to be offered, sold or otherwise made available to and should not be offered, sold or otherwise made available to any retail investor in the European Economic Area (“**EEA**”). For these purposes, a retail investor means a person who is one (or more) of: (i) a retail client as defined in point (11) of Article 4(1) of Directive 2014/65/EU (as amended, “**MiFID II**”); (ii) a customer within the meaning of Directive (EU) 2016/97 (as amended, the “**Insurance Distribution Directive**”), where that customer would not qualify as a professional client as defined in point (10) of Article 4(1) of MiFID II; or (iii) not a qualified investor as defined in Regulation (EU) 2017/1129 (as amended, the “**Prospectus Regulation**”). Consequently, no key information document required by Regulation (EU) No. 1286/2014 (as amended, the “**PRIIPs Regulation**”) for offering or selling the Notes or otherwise making them available to retail investors in the EEA has been prepared and therefore offering or selling the Notes or otherwise making them available to any retail investor in the EEA may be unlawful under the PRIIPs Regulation.

UK PRIIPs REGULATION – PROHIBITION OF SALES TO UK RETAIL INVESTORS – The Notes are not intended to be offered, sold or otherwise made available to and should not be offered, sold or otherwise made available to any retail investor in the United Kingdom (“**UK**”). For these purposes, a retail investor means a person who is one (or more) of: (i) a retail client, as defined in point (8) of Article 2 of Regulation (EU) No 2017/565 as it forms part of domestic law by virtue of the European Union (Withdrawal) Act 2018 (“**EUWA**”); (ii) a customer within the meaning of the provisions of the Financial Services and Markets Act 2000 (the “**FSMA**”) and any rules or regulations made under the FSMA to implement Directive (EU) 2016/97, where that customer would not qualify as a professional client, as defined in point (8) of Article 2(1) of Regulation (EU) No 600/2014 as it forms part of domestic law by virtue of the EUWA; or (iii) not a qualified investor as defined in Article 2 of Regulation (EU) 2017/1129 as it forms part of domestic law by virtue of the EUWA (the “**UK Prospectus Regulation**”). Consequently, no key information document required by Regulation (EU) No 1286/2014 as it forms part of domestic law by virtue of the EUWA (the “**UK PRIIPs Regulation**”) for offering or selling the Notes or otherwise making them available to retail investors in the UK has been prepared and therefore offering or selling the Notes or otherwise making them available to any retail investor in the UK may be unlawful under the UK PRIIPs Regulation.

Notification under Section 309B(1)(c) of the Securities and Futures Act 2001 of Singapore – In connection with Section 309B of the Securities and Futures Act 2001 of Singapore (the “**SFA**”) and the Securities and Futures (Capital Markets Products) Regulations 2018 of Singapore (the “**CMP Regulations 2018**”), the Issuer (as defined below) has determined, and hereby notifies all relevant persons (as defined in Section 309A(1) of the SFA), that the Notes are prescribed capital markets products (as defined in the CMP Regulations 2018) and are Excluded Investment Products (as defined in MAS Notice SFA 04-N12: Notice on the Sale of Investment Products and MAS Notice FAA-N16: Notice on Recommendation on Investment Products).

This document is for distribution to professional investors (as defined in Chapter 37 of the Rules Governing the Listing of Securities on The Stock Exchange of Hong Kong Limited (the “**HKSE**”)) (“**Professional Investors**”) only.

Application will be made to the HKSE for the listing of, and permission to deal in the Notes by way of debt issues to Professional Investors only.

Notice to Hong Kong Investors: Each of the Issuer and the Guarantor (as defined below) confirms that the Notes are intended for purchase by Professional Investors only and will be listed on the HKSE on that basis. Accordingly, each of the Issuer and the Guarantor confirms that the Notes are not appropriate as an investment for retail investors in Hong Kong. Investors should carefully consider the risks involved.

The HKSE has not reviewed the contents of this document, other than to ensure that the prescribed form disclaimer and responsibility statements, and a statement limiting distribution of this document to Professional Investors only have been reproduced in this document. Listing of the Programme and the Notes on the HKSE is not to be taken as an indication of the commercial merits or credit quality of the Programme, the Notes, the Issuer, the Guarantor or the Group (as defined in the Offering Circular (as defined below)) or quality of disclosure in this document. Hong Kong Exchanges and Clearing Limited and the HKSE take no responsibility for the contents of this document, make no representation as to its accuracy or completeness and expressly disclaim any liability whatsoever for any loss howsoever arising from or in reliance upon the whole or any part of the contents of this document.

This document includes particulars given in compliance with the Rules Governing the Listing of Securities on The Stock Exchange of Hong Kong Limited for the purpose of giving information with regard to the Issuer, the Guarantor and the Group. Each of the Issuer and the Guarantor accepts full responsibility for the accuracy of the information contained in this document and confirms, having made all reasonable enquiries, that to the best of its knowledge and belief there are no other facts the omission of which would make any statement herein misleading.

20 April 2023

CSCIF Asia Limited
Legal entity identifier (LEI): 254900FU76ICV5ASRV38
Issue of CNY1,500,000,000 3.25 per cent. Guaranteed Notes due 2026 (the “Notes”)
Unconditionally and Irrevocably Guaranteed by CSC Financial Co., Ltd.
(中信建投證券股份有限公司)
under its U.S.\$3,000,000,000
Medium Term Note Programme

This document constitutes the Pricing Supplement relating to the issue of Notes described herein.

Terms used herein shall be deemed to be defined as such for the purposes of the Terms and Conditions of the Notes (the “**Conditions**”) set forth in the offering circular dated 11 January 2023, as supplemented by the supplemental offering circular dated 20 April 2023 (together, the “**Offering Circular**”). This Pricing Supplement contains the final terms of the Notes and must be read in conjunction with the Offering Circular. Full information on the Issuer, the Guarantor and the offer of the Notes is only available on the basis of the combination of the Offering Circular and this Pricing Supplement.

1	(i) Issuer:	CSCIF Asia Limited
	(ii) Guarantor:	CSC Financial Co., Ltd. (中信建投證券股份有限公司)
2	(i) Series Number:	4
	(ii) Tranche Number:	1
	(iii) Date on which the Notes will be consolidated and form a single Series:	Not Applicable
3	Specified Currency or Currencies:	Renminbi (“CNY”)

4	Aggregate Nominal Amount:	
	(i) Series:	CNY1,500,000,000
	(ii) Tranche:	CNY1,500,000,000
5	(i) Issue Price:	100.00 per cent. of the Aggregate Nominal Amount
	(ii) Gross proceeds:	CNY1,500,000,000
6	(i) Specified Denominations:	CNY1,000,000 and integral multiples of CNY10,000 in excess thereof
	(ii) Calculation Amount:	CNY10,000
7	(i) Issue Date:	27 April 2023
	(ii) Interest Commencement Date:	Issue Date
8	Maturity Date:	Interest Payment Date falling on, or nearest to, 27 April 2026
9	Interest Basis:	3.25 per cent. Fixed Rate
10	Redemption/Payment Basis:	Redemption at par
11	Change of Interest Basis or Redemption/Payment Basis:	Not Applicable
12	Put/Call Options:	Relevant Events Put Option
13	Rating Maintenance:	Applicable
14	Date of Board approval for issuance of Notes and Guarantee obtained:	Issuer's Board Resolutions dated 15 July 2020 and Guarantor's Board Resolutions dated 10 February 2023, respectively
15	Regulatory approval for issuance of Notes obtained:	Registration Certificate of Enterprise Foreign Debt dated 17 January 2023
16	Listing:	The Stock Exchange of Hong Kong Listing of the Notes is expected to be effective on 28 April 2023.
17	Method of distribution:	Syndicated

Provisions Relating to Interest (if any) Payable

18	Fixed Rate Note Provisions:	Applicable
	(i) Rate of Interest:	3.25 per cent. per annum payable semi-annually in arrear

(ii)	Interest Payment Date(s):	27 April and 27 October in each year, commencing on 27 October 2023, subject to adjustment in accordance with the Modified Following Business Day Convention
(iii)	Fixed Coupon Amount(s): (Applicable to Notes in definitive form)	Each Fixed Coupon Amount shall be calculated by multiplying the product of the Rate of Interest and the Calculation Amount by the Day Count Fraction and rounding the resultant figure to the nearest CNY0.01, with CNY0.005 being rounded upwards
(iv)	Broken Amount(s): (Applicable to Notes in definitive form)	Not Applicable
(v)	Day Count Fraction:	Actual/365 (Fixed)
(vi)	Determination Date(s):	Not Applicable
(vii)	Other terms relating to the method of calculating interest for Fixed Rate Notes:	None
19	Floating Rate Note Provisions:	Not Applicable
20	Zero Coupon Note Provisions:	Not Applicable
21	Index Linked Interest Note Provisions:	Not Applicable
22	Dual Currency Interest Note Provisions:	Not Applicable

Provisions Relating to Redemption

23	Issuer Call:	Not Applicable
24	Investor Put:	Not Applicable
25	Relevant Events Put:	Condition 6(d) applies
26	Final Redemption Amount:	CNY10,000 per Calculation Amount
27	Early Redemption Amount payable on redemption for taxation reasons or on event of default and/or the method of calculating the same (if required or if different from that set out in the Conditions):	CNY10,000 per Calculation Amount

General Provisions Applicable to the Notes

28	Form of Notes:	Registered Notes: Global Certificate exchangeable for Individual Note Certificates in the limited circumstances described in the Global Certificate
----	----------------	---

29	Additional Financial Centre(s) or other special provisions relating to Payment Dates:	Not Applicable
30	Talons for future Coupons or Receipts to be attached to Definitive Bearer Notes (and dates on which such Talons mature):	No
31	Details relating to Partly Paid Notes: amount of each payment comprising the Issue Price and date on which each payment is to be made and consequences of failure to pay, including any right of the Issuer to forfeit the Notes and interest due on late payment:	Not Applicable
32	Details relating to Instalment Notes:	
	(i) Instalment Amount(s):	Not Applicable
	(ii) Instalment Date(s):	Not Applicable
33	Redenomination applicable:	Redenomination not applicable
34	Consolidation provisions:	Not Applicable
35	Other terms or special conditions:	The Special Conditions set out in Annex of this Pricing Supplement apply

Distribution

36	(i) If syndicated, names and addresses of Managers and commitments:	<p>China Securities (International) Corporate Finance Company Limited 18/F, Two Exchange Square Central Hong Kong</p> <p>China CITIC Bank International Limited 80/F, International Commerce Centre 1 Austin Road West Kowloon Hong Kong</p> <p>Industrial and Commercial Bank of China (Asia) Limited 28/F ICBC Tower 3 Garden Road Central Hong Kong</p> <p>ICBC International Securities Limited 37/F, ICBC Tower 3 Garden Road Hong Kong</p>
----	---	--

Industrial and Commercial Bank of China Limited, Singapore Branch

6 Raffles Quay #23-01
Singapore 048580

Bank of China Limited

7/F, Bank of China Tower
1 Garden Road Central
Hong Kong

Agricultural Bank of China Limited Hong Kong Branch

25/F, Agricultural Bank of China Tower
50 Connaught Road Central
Hong Kong

Bank of Communications Co., Ltd. Hong Kong Branch

3/F, 20 Pedder Street
Central
Hong Kong

BOSC International Company Limited

34/F, Champion Tower
3 Garden Road
Central
Hong Kong

The Hongkong and Shanghai Banking Corporation Limited

Level 17, HSBC Main Building
1 Queen's Road Central
Hong Kong

CNCB (Hong Kong) Capital Limited

2001-2005, 20/F and 10/F, AIA Central
1 Connaught Road Central
Central, Hong Kong

Industrial and Commercial Bank of China Limited, Dubai (DIFC) Branch

Gate Village 01, Level 5 & 6, DIFC
Dubai, UAE. P.O. Box 506856

Industrial and Commercial Bank of China (Macau) Limited

18/F, ICBC Tower Macau Landmark
555, Avenida da Amizade
Macau

Bank of China (Hong Kong) Limited

34/F, Bank of China Tower
1 Garden Road
Hong Kong

BOCI Asia Limited

26/F Bank of China Tower, 1 Garden Road
Central
Hong Kong

China Construction Bank (Asia) Corporation Limited

3 Connaught Road
Central
Hong Kong

CCB International Capital Limited

12/F, CCB Tower, 3 Connaught Road Central
Central
Hong Kong

ABCI Capital Limited

11F, 50 Connaught Road Central
Hong Kong

BOCOM International Securities Limited

9/F, Man Yee Building
68 Des Voeux Road Central
Hong Kong

CMB Wing Lung Bank Limited

8F, CMB Wing Lung Bank Building
45 Des Voeux Road Central
Hong Kong

CMB International Capital Limited

45F, Champion Tower
3 Garden Road
Central
Hong Kong

Industrial Bank Co., Ltd. Hong Kong Branch

10-12/F, One International Finance Centre
1 Harbour View Street
Central
Hong Kong

Shanghai Pudong Development Bank Co., Ltd., Hong Kong Branch

30/F, SPD Bank Tower, One Hennessy
1 Hennessy Road
Hong Kong

China Everbright Bank Co., Ltd., Hong Kong Branch

23/F, Everbright Centre
108 Gloucester Road
Wan Chai
Hong Kong

China Minsheng Banking Corp., Ltd., Hong Kong Branch

40/F, Two IFC
8 Finance Street
Central
Hong Kong

CMBC Securities Company Limited

45/F, One Exchange Square
8 Connaught Place
Central
Hong Kong

China Galaxy International Securities (Hong Kong) Co., Limited

20/F, Wing On Centre
111 Connaught Road Central
Sheung Wan
Hong Kong

Daiwa Capital Markets Singapore Limited

7 Straits View, Marina One East Tower
#16-05/06, Singapore 018936

Standard Chartered Bank

One Basinghall Avenue
London EC2V 5DD
United Kingdom

- (ii) Date of Subscription Agreement: 20 April 2023
- (iii) Stabilisation Manager(s) (if any): Any one of the Managers appointed and acting in its capacity as Stabilisation Manager (provided that China CITIC Bank International Limited shall not be appointed or acting as the Stabilisation Manager)
- 37 If non-syndicated, name of relevant Dealer: Not Applicable
- 38 Total commission and concession: The Issuer (failing whom the Guarantor) shall pay to each Manager a commission as set out in the fee letter to be entered into between the Issuer, the Guarantor and such Manager within 30 calendar days after the date of the Subscription Agreement.
- 39 U.S. Selling Restrictions: Reg. S Category 2; TEFRA not applicable
- 40 Additional selling restrictions: Not Applicable

Operational Information

41	Any clearing system(s) other than Euroclear or Clearstream and the relevant identification number(s):	CMU CMU Instrument Number as set out in item 44(iii) below
42	Delivery:	Delivery against payment
43	Additional Paying Agent(s) (if any):	Not Applicable
44	(i) ISIN:	HK0000921020
	(ii) Common Code:	261172747
	(iii) CMU Instrument Number:	HSBCFN23044
45	The aggregate principal amount of Notes issued has been translated into U.S. dollars at the rate of CNY6.8690 = U.S.\$1.00, producing a sum of (for Notes not denominated in U.S. dollars):	U.S.\$218,372,397.73
46	Ratings:	The Notes to be issued have been rated: BBB+ by S&P A security rating is not a recommendation to buy, sell or hold securities and may be subject to suspension, reduction or withdrawal at any time by the assigning rating agency.

Hong Kong SFC Code of Conduct

47	(i) Rebates:	Not Applicable
	(ii) Contact email addresses where underlying investor information in relation to omnibus orders should be sent:	DCM_HK@csci.hk; DebtSyndicate@csci.hk; hk_syndicate_omnibus@hsbc.com.hk; TMG_GM_Project_CX@cncbinternational.com; dcmhk@bocgroup.com; Jackie.jq.chen@icbcasia.com; Emily.my.zheng@icbcasia.com; ZhuoRuolin.Rollin@icbcasia.com; Project_cx3@icbc.com.cn; Lijun.tan@sg.icbc.com.cn; abchk.dcm@abchina.com.hk; dcm@bankcomm.com.hk; BOSCI_DCM@boscinational.com; ongmingjie@dx.icbc.com.cn; AM_DCMDepartment@mc.icbc.com.cn; abcic.dcm@abci.com.hk; dcm@cmbccap.com; dcm@chinastock.com.hk;
	(iii) Marketing and Investor Targeting Strategy:	Includes institutional investors, sovereign wealth funds, banks, security firms, pension funds, mutual funds, hedge funds, family offices and high net worth individuals

STABILISATION

In connection with the issue of the Notes, one or more of the Dealers named as Stabilisation Manager(s) (or persons acting on behalf of any Stabilisation Manager(s)) in this Pricing Supplement provided that China CITIC Bank International Limited shall not be appointed or acting as the Stabilisation Manager may over-allot Notes or effect transactions with a view to supporting the market price of the Notes at a level higher than that which might otherwise prevail. However, stabilisation may not necessarily occur. Any stabilisation action may begin on or after the date on which adequate public disclosure of the terms of the offer of the Notes is made and, if begun, may cease at any time, but it must end no later than the earlier of 30 days after the issue date of the Notes and 60 days after the date of the allotment of the Notes. Any stabilisation action or over-allotment must be conducted by the relevant Stabilisation Manager(s) (or person(s) acting on behalf of any Stabilisation Manager(s)) in accordance with all applicable laws and rules.

Listing Application

This Pricing Supplement comprises the final terms required for the issue of Notes described herein pursuant to the U.S.\$3,000,000,000 Guaranteed Medium Term Note Programme of CSCIF Asia Limited.

Responsibility

The Issuer and the Guarantor accept responsibility for the information contained in this Pricing Supplement.

Signed on behalf of the Issuer:

Signed on behalf of the Guarantor:

By: _____
Duly authorised

By: _____
Duly authorised

APPENDIX
SPECIAL CONDITIONS

Set out below are the special conditions (“**Special Conditions**”) referred to in paragraph 35 (*Other terms or special conditions*) of this Pricing Supplement. These Special Conditions are applicable only to the Series of Notes governed by this Pricing Supplement.

1. NDRC

- 1.1. Condition 4(f) of the Terms and Conditions of the Notes shall be deleted and replaced in its entirety with the following:

NDRC: In relation to each Tranche of Notes where the NDRC Circular, as replaced by the NDRC Order 56 (as defined below), is applicable, the Guarantor undertakes that, it will submit the NDRC Post-Issue Filing and any other requisite information and documents with the NDRC within the prescribed timeframe after the relevant Issue Date of the relevant Tranche of Notes to the NDRC in accordance with the Measures for the Administration of Examination and Registration of Medium- and Long-term External Debt of Enterprises (企業中長期外債審核登記管理辦法(國家發展和改革委員會令第56號)) which took effect on 10 February 2023 (as supplemented, amended or replaced from time to time) (the “**NDRC Order 56**”) and any implementation rules, reports, certificates, approvals or guidelines as issued by the NDRC from time to time, and as soon as reasonably practicable after the submission of the NDRC Post-Issue Filing, provide the Trustee with (i) a certificate in English substantially in the form set out in the Trust Deed signed by an Authorised Signatory of the Guarantor confirming the submission of the NDRC Post-Issue Filing; and (ii) a copy of the relevant documents evidencing the submission of the NDRC Post-Issue Filing (if any), in each case certified in English as a true and complete copy of the original by an Authorised Signatory of the Guarantor.

- 1.2. The definition of “**NDRC Post-Issue Filing**” under Condition 4 of the Terms and Conditions of the Notes shall be deleted and replaced in its entirety with the following:

“**NDRC Post-Issue Filing**” means the filing of the requisite information and documents with the NDRC within ten business days after the relevant Issue Date of the relevant Tranche of the Notes in accordance with the NDRC Order 56;

USE OF PROCEEDS

The net proceeds of the issue of the 2025 Notes and the 2026 Notes will each be used for cross-border fixed income business or to refinance our existing offshore indebtedness.

CAPITALISATION

The section “Capitalisation” on page 61 to page 62 of the Original Offering Circular shall be deleted in its entirety and replaced with the following:

The following table sets out the consolidated capitalisation and indebtedness of the Group as at 31 December 2022. The table should be read in conjunction with the Group’s audited consolidated financial statements as at 31 December 2022 and the notes thereto included in this Supplemental Offering Circular.

	As at 31 December 2022			
	Actual		As adjusted	
	RMB	US\$(¹)	RMB	US\$(¹)
	(audited)	(unaudited)	(unaudited)	(unaudited)
	(in millions)			
Current borrowings				
Short-term borrowings	1,244	180	1,244	180
Short-term financing instruments payable	19,541	2,833	19,541	2,833
Placements from banks and other financial institutions	8,725	1,265	8,725	1,265
Bonds in issue with maturity within one year	39,572	5,737	39,572	5,737
Non-current borrowings				
Bonds in issue	62,210	9,020	62,210	9,020
2025 Notes to be issued	–	–	1,500	217
2026 Notes to be issued	–	–	1,500	217
Equity				
Share capital	7,757	1,125	7,757	1,125
Other equity instruments	24,907	3,611	24,907	3,611
Reserves	33,396	4,842	33,396	4,842
Retained earnings	27,185	3,941	27,185	3,941
Equity attributable to equity holders of the Company	93,245	13,519	93,245	13,519
Non-controlling interests	44	6	44	6
Total equity	93,289	13,526	93,289	13,526
Total capitalisation ⁽²⁾	224,581	32,561	227,581	32,996

Notes:

- (1) Translation of currency amounts between Renminbi and U.S. dollars have been made at the rate of RMB6.8972 to U.S.\$1.00, the noon buying rate in New York City on 30 December 2022 as set forth in the weekly H.10 statistical release of the Federal Reserve Board of the Federal Reserve Bank of New York.
- (2) Total capitalisation equals the sum of indebtedness and total equity.

In January 2023, we completed issuance of corporate bonds in an aggregate amount of RMB3.0 billion in two tranches, including (i) RMB0.5 billion with a term of three years and a coupon rate of 3.20%, which offers the options, at the end of the second year, for us to adjust the coupon rate, or the investors to sell back the bond; and (ii) RMB2.5 billion with a term of five years and a coupon rate of 3.35%, which offers the options, at the end of the third year, for the Company to adjust the coupon rate, or the investors to sell back the bond.

In January 2023, we completed issuance of short-term commercial papers in the amount of RMB2.5 billion with a term of 277 days and a coupon rate of 2.55%.

In January 2023, we completed issuance of short-term commercial papers in the amount of RMB2.0 billion with a term of 360 days and a coupon rate of 2.78%.

In February 2023, we completed issuance of corporate bonds in the amount of RMB1.5 billion to professional investors with a term of two years and a coupon rate of 3.10%.

In February 2023, we completed issuance of short-term commercial papers in the amount of RMB3.0 billion with a term of 358 days and a coupon rate of 2.72%.

In February 2023, we completed issuance of short-term commercial papers in the amount of RMB3.0 billion with a term of 183 days and a coupon rate of 2.57%.

In February 2023, we completed issuance of short-term commercial papers in the amount of RMB1.0 billion with a term of 182 days and a coupon rate of 2.65%.

In March 2023, we completed issuance of short-term commercial papers in the amount of RMB2.0 billion with a term of 173 days and a coupon rate of 2.62%.

In March 2023, we completed issuance of short-term commercial papers in the amount of RMB3.0 billion with a term of 362 days and a coupon rate of 2.78%.

In March 2023, we completed issuance of short-term commercial papers in the amount of RMB3.0 billion with a term of 182 days and a coupon rate of 2.57%.

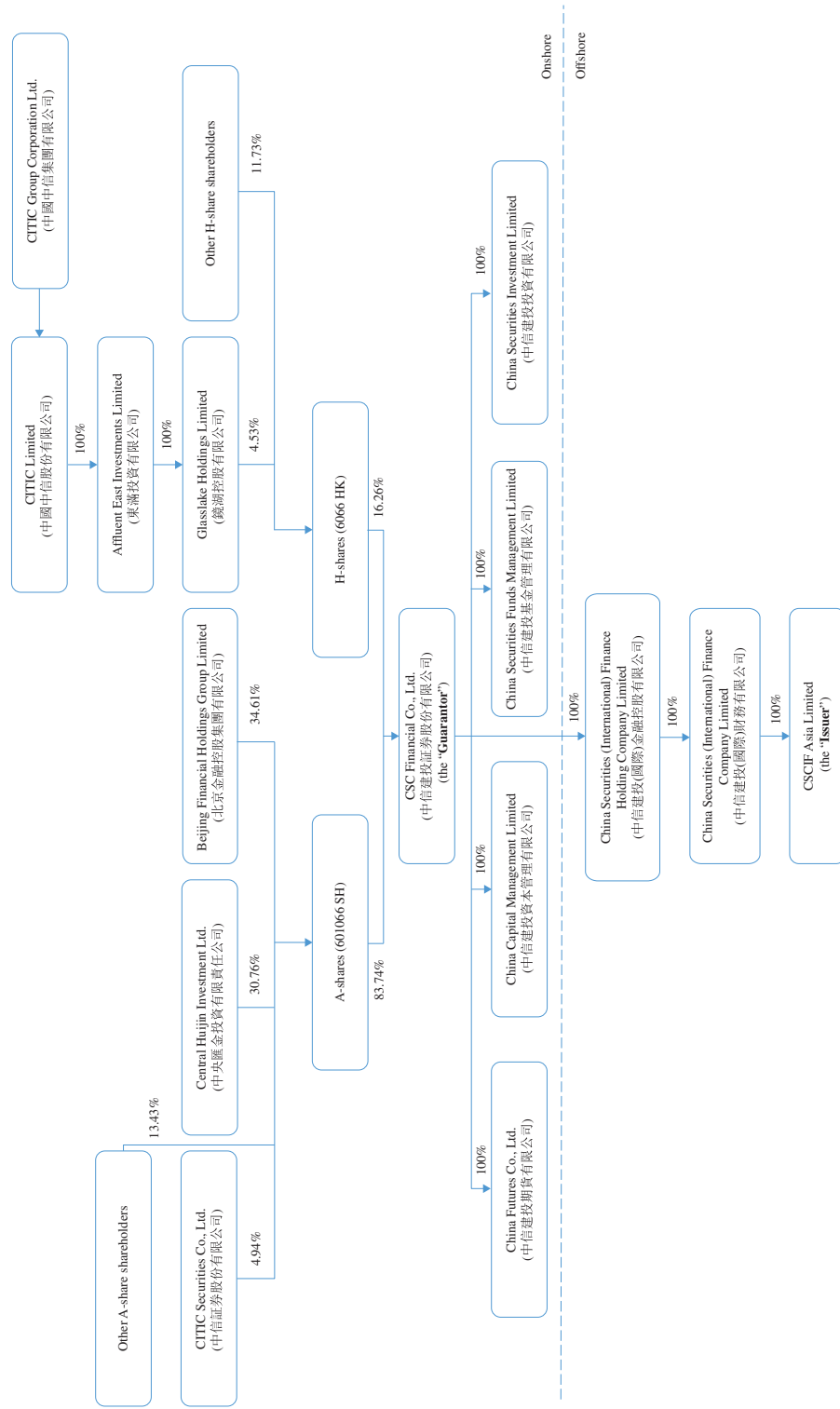
In March 2023, we completed issuance of short-term commercial papers in the amount of RMB2.0 billion with a term of 359 days and a coupon rate of 2.72%.

Except as disclosed in this Supplemental Offering Circular, there has been no material adverse change in the Group's capitalisation since 31 December 2022. The Group may from time to time issue commercial papers, corporate bonds, subordinated bonds or other debt securities in compliance with applicable laws and regulations to finance our operation in the ordinary course of business.

CORPORATE STRUCTURE

The section “Corporate Structure” on page 123 of the Original Offering Circular shall be deleted in its entirety and replaced with the following:

The following chart sets forth the corporation structure of our corporate structure as at 31 December 2022.



RECENT DEVELOPMENT

OVERVIEW

As at 31 December 2022, our total assets were RMB509,955.5 million (US\$73,936.6 million), representing an increase of 12.6% as compared to 31 December 2021. For the year ended 31 December 2022, our total revenue and other income amounted to RMB36,470.8 million (US\$5,287.8 million) in aggregate, representing a year-on-year decrease of 6.6%. Our net profit attributable to equity holders amounted to RMB7,517.5 million (US\$1,089.9 million), representing a year-on-year decrease of 26.6%.

As at 31 December 2022, we had a total of 40 securities branches and 273 securities business departments. As at 31 December 2022, the Company has five wholly owned subsidiaries, namely China Securities Futures, China Securities Capital, China Securities International, which is incorporated in Hong Kong, China Securities Investment Limited and China Securities Funds.

CORE COMPETITIVENESS

Leading innovative business system

We have a balanced and all-round investment banking business, a wealth management business with comprehensive product spectrum and continuously improved investment advisory capabilities, a professional and integrated trading and institutional client service capabilities, and a fast-growing “large asset management” business with huge potential. We implemented integrated management of subsidiaries to ensure our maximum resources efficiency, comprehensive customer service and large-scale business development. The innovative, leading, healthy and balanced business system ensures that we can quickly seize market opportunities and effectively resist business fluctuations, which is the stabilizer for our continuous growth.

Well-structured customer base

We have a customer base with industry-leading scale, complete and reasonable structure. We serve leading enterprises and high-quality companies in various industries, as well as a number of small and medium-sized enterprises with the characteristics of “professionalism, refinement, specialization and novelty”, maintain stable cooperation with major financial institutions and investment institutions in the market, and serve government customers to make good use of the capital market as well as tens of millions of individual customers to do a good job in wealth management.

In the process of serving corporate customers, institutional customers, government customers and individual customers, we adhered to the philosophy of “finance for people”, and increased the customer stickiness and consolidated the customer base with professional, sincere, all-round and continuously optimized comprehensive financial services. Customers with reasonable structure and constant growth have laid the foundation for our healthy development.

Comprehensive coverage of channel network

We have more than 300 physical outlets across the country, covering major cities and potential regions, and have a wholly-owned subsidiary in Hong Kong, which has professional advantages in providing integrated financial solutions and global capital services. We have independently built an industry-leading online intelligent investment advisory platform. More than 6,000 professional licensed consultants are able to quickly respond to customers’ online consultation. We are cultivating a professional, young and nationwide content team. On the basis of online and offline interconnection, we are creating more diversified, professional and attractive content services, which will become a new growth driver for our channel network.

Continuous enhancement of technology research and development

Over the years, we have continued to promote digital construction with the standards of “recording, analyzing, measuring and improving all”, strived to realize the same customer management, same business management and unified operation management, and continuously strengthened the deep integration of artificial intelligence, big data, cloud computing, blockchain and other emerging technologies with business scenarios. We are orderly promoting and gradually realizing the intelligence of customer service, business processing and operation process. The continuously strengthened research and development capability is the technical basis of empowering employees, empowering management and empowering business.

Industry-leading risk control and compliance

We have established a scientific and reasonable comprehensive risk management system and compliance management system with clear rights and responsibilities, covering the whole process before, during and after the event, and with strategic foresight. We are one of the first batch of six consolidated supervision pilot enterprises in the domestic securities industry, and also one of the first batch of companies included in the Supervision White List. A prudent, stable and industry-leading risk control and compliance management mechanism is a strong guarantee for our long-term healthy development.

Corporate culture of excellence

Adhering to the core value of “recognition for achievement”, we have formed 12-character development experience of “following the right path, acting diligently, pursuing simplicity and never turning the skip”. Adhering to the business philosophy of “mutual benefit for others”, we have built a corporate culture rooted in employees, growing together with customers and developing together with the market, and is committed to building us into a first-class investment bank in China that is trusted by customers, recognized by employees and satisfied by shareholders. We have attached great importance to the training and cultivation of cadres and employees at all levels. The talent team has excellent structure, high stability and strong professional ability. We have a proactive management team and a diligent and loyal staff team.

Strong shareholder background

Beijing Financial Holdings Group Co., Ltd., Central Huijin Investment Ltd. and CITIC Group Corporation, our major investors, are large state-owned enterprises with strong capital strength, mature capital operation experience, rich market resources and high social recognition, and are important executives of national strategies and important explorers of financial reform.

DEVELOPMENT STRATEGIES AND BUSINESS PLAN

We strive to be a first-class investment bank in China that is trusted by customers, recognized by employees, and satisfactory to shareholders. We kept our mission of “pooling talents, serving customers, creating value and contributing to society” firmly in mind, and attached great importance to our business philosophy of “people-oriented, learning from others and learning from history”. We insisted on the correct and clear strategic direction, balanced the development speed and quality, put risk management in an important position, insisted on the employment ideality of people first and employing people from all corners of the world, so as to adhere to the path of healthy development. We expect to be committed to improving customer service capability, and better serving the national strategies and the real economy through establishing long-term effective strategies, so as to achieve our own high-quality development and that of the securities industry.

In order to materialize the above visions, we will consolidate its advantage of leading in value-creating ability and attach great importance to promoting work on customer development and customer service to improve service quality; strengthen talent strategy to improve team quality; increase capital and fund strength to optimize and improve balance sheet performance; improve information technology capability

to promote our digital transformation; keep improving compliance risk control capability to ensure our sound development; and keep enhancing modern management and operation capabilities to improve efficiency and benefits.

In 2023, we will thoroughly grasp the rules of financial work, acquire a deep understanding of the political importance and the people-centered nature of financial work, and comprehensively strengthen the Party’s construction. We will firmly build a solid risk prevention and control system, and strengthen the ability to prevent and resolve risks and the ability to resist risks. We will also coordinate the enhancement of the “customer-oriented” professional service capabilities, enhance customer stickiness and improve the brand recognition. We will continue to optimize and expand the scale of asset management, explore and build a professional buyer investment and research system, deepen cross-border integration, promote cross-border integration business layout, improve the cross-border integration management guarantee, and strengthen the training and management of international talents. We will continue to promote digital transformation, improve the integrity of digital construction, solidly promote the work on “cost reduction and efficiency increase”, further strengthen cost management and control efforts, and firmly achieve the goal of improving the quality and increasing the efficiency.

BUSINESS OF THE GROUP

Our principal businesses comprise four segments: investment banking business, wealth management business, trading and institutional client services business and asset management business.

The table below sets forth the breakdown of our total revenue and other income by business segments for the years indicated:

	For the year ended 31 December				
	2021		2022		
	RMB	% ⁽¹⁾	RMB	US\$	% ⁽¹⁾
	(in thousands, except for percentages)				
Investment banking	5,963,318	15.3%	6,174,576	895,229	16.9%
Wealth management.	9,655,948	24.7%	9,165,012	1,328,802	25.1%
Trading and institutional client services	14,187,947	36.3%	11,992,544	1,738,755	32.9%
Asset management.	1,896,812	4.9%	1,730,772	250,938	4.7%
Other businesses	7,328,932	18.8%	7,407,877	1,074,042	20.4%
Total.	39,032,957	100.0%	36,470,781	5,287,766	100.0%

(1) Represents the percentage of total revenue in RMB.

Investment Banking Segment

Equity Financing Business

In 2022, we completed 79 equity financing projects, with a lead underwriting amount of RMB133.388 billion, ranking No. 2 and No. 3 in the PRC securities industry, respectively. Among them, we completed 41 IPO projects as a lead underwriter, with a lead underwriting amount of RMB58.7 billion, both ranking No. 2 in the PRC securities industry. We completed 38 equity refinancing projects as a lead underwriter, with a lead underwriting amount of RMB74.7 billion, both ranking No. 3 in the PRC securities industry. We completed 19 convertible bond projects with a lead underwriting amount of RMB39.7 billion, ranking No. 1 in the PRC securities industry in terms of the number of convertible bond projects completed according to Wind Info.

In 2022, we sponsored 4 IPO projects of central state-owned companies, ranking No.1 in the PRC securities industry for four consecutive years since 2019. We firmly carried out our business with a focus on national strategy, and provided services for the listing of a large number of science and

technology innovation-oriented enterprises that support major national strategies. We also continued to make contribution to the promotion of green development. For example, we completed more than ten green equity financing projects.

According to National Equities Exchange and Quotations Co., Ltd. (the “**NEEQ Company**”), in 2022, we completed the listing of 13 companies on the NEEQ, and the private placement of 18 companies listed on the NEEQ, raising funds of RMB640 million. According to NEEQ Company, as at 31 December 2022, the Company continued to supervise 47 innovative companies on the NEEQ.

For project reserves, according to SSE, SEZE and Wind Info, as at 31 December 2022, we had 79 IPO projects under review, ranking No. 2 in the PRC securities industry, and 24 equity refinancing projects (including convertible bonds) under review, ranking No. 2 in the PRC securities industry.

The table below sets forth the amount of lead underwriting and the number of offerings about our equity sponsorship and underwriting for the years indicated:

<u>Items</u>	<u>For the year ended 31 December</u>			
	<u>2021</u>		<u>2022</u>	
	<u>Amount of lead underwriting</u>	<u>Number of offerings</u>	<u>Amount of lead underwriting</u>	<u>Number of offerings</u>
	<u>(RMB'00 million)</u>		<u>(RMB'00 million)</u>	
IPO	533.5	47	587.1	41
Refinancing Issuance	859.3	53	746.8	38
Total	1,392.8	100	1,333.9	79

Note: The statistical scope of refinancing includes allotment of shares, public placement, financing-oriented private placement (inclusive of non-public issuance, reorganization ancillary financing), preference shares, but excludes asset-oriented private placement.

For overseas equity financing business, China Securities International completed 7 IPO sponsor deals in Hong Kong market in 2022. The equity financing proceeds totaled HK\$3.7 billion.

Debt Financing Business

In 2022, the bond market experienced ups and downs. In the year, China implemented a proactive fiscal policy and a prudent monetary policy. The operation of the market was mainly affected by domestic and foreign macroeconomic trends, as well as unexpected factors such as the Russia-Ukraine conflict.

In 2022, we completed a total of 2,501 bond lead underwriting projects, ranking No. 2 in the PRC securities industry, with a lead underwriting scale of RMB1,306.8 billion, ranking No. 2 in the PRC securities industry, among which we completed 789 lead underwriting projects of corporate bonds, with a lead underwriting scale of RMB434.2 billion, ranking first in the PRC securities industry in terms of the number of lead underwriting projects and the lead underwriting scale for eight consecutive years since 2015.

In 2022, we actively implemented major national strategic policies. In terms of serving green development, we led the underwriting of 78 green bonds, with an underwriting scale of RMB41.5 billion, among which we completed 24 carbon neutral special bonds, with an underwriting scale of RMB6.6 billion. We led the underwriting of green technology innovation exchangeable bond project of a state-owned company for its clean energy development and ecological environmental protection project construction. We also led the underwriting of five ocean-specific blue bonds, supporting sustainable development and utilization of ocean resources.

In terms of serving national innovation-driven development strategies, we led underwriting of 33 technological innovation corporate bonds with an underwriting scale of RMB21.0 billion. According to SAC, we ranked No. 1 in the PRC securities industry both in terms of the number and amount for the lead underwriting of the technology innovation corporate bonds, and ranked No. 2 in the PRC securities industry both in terms of the number and amount for the lead underwriting or management of the green corporate bonds (including asset securitization products). We also led the underwriting of digital economy corporate bond, which was the first “digital economy” bond in the whole market.

The table below sets forth the amount of lead underwriting, total project scale and the number of offerings about our debt financing business for the years indicated:

Items	For the year ended 31 December					
	2021			2022		
	Amount of lead underwriting	Total project scale	Number of offerings	Amount of lead underwriting	Total project scale	Number of offerings
	(RMB) (in millions)			(RMB) (in millions)		
Corporate bonds	457,220	1,012,703	699	434,219	988,022	789
Enterprise bonds	41,761	87,930	71	29,814	68,970	59
Convertible bonds	25,324	62,530	12	46,030	119,705	20
Financial bonds.	245,175	1,438,455	103	253,978	1,680,257	143
Others*	759,890	4,042,946	1,582	542,721	3,728,110	1,490
Total	1,529,370	6,644,564	2,467	1,306,762	6,585,064	2,501

* “Others” mainly consist of medium-term notes, short-term commercial papers, private placement notes, asset-backed securitisation, government-backed agency bonds and exchangeable bonds.

For overseas business, China Securities International participated in and completed 81 bond underwriting projects in offshore market in 2022, with an underwriting scale of HK\$174.0 billion, including a total of 35 global coordinator projects, with an underwriting scale of HK\$63.4 billion.

Financial Advisory Business

In 2022, we completed 12 projects of the acquisition of assets through issuance of shares and major asset restructuring, ranking No. 2 in the PRC securities industry with a transaction amount of RMB28.6 billion, ranking No. 3 in the PRC securities industry. In terms of project reserves, as at 31 December 2022, we have three projects of the acquisition of assets through issuance of shares and major asset restructuring under review, ranking No. 2 in the PRC securities industry according to Wind Info.

For overseas business, China Securities International completed one financial advisory project in the Hong Kong market in 2022.

Wealth Management Segment

Brokerage and Wealth Management Business

We endeavored to establish an integrated client services platform and ecological chain to develop businesses covering financial products, margin financing and securities lending, the NEEQ, investment advisory services, futures, options and precious metals business through resource integration. We, with our customer oriented culture, continued to strengthen the core competitiveness of brokerage business with clients as the focus through raising the standard of service and enhancing procedures, and strived to fulfill diversified wealth management, investment and financing needs of clients at different levels.

In terms of the securities brokerage and wealth management businesses, we took “making it no longer difficult to maintain and increase the value of wealth” as its mission, continued to strengthen the efforts in customer development, product sales and professional trading customer service, improved the

construction of operation system, accelerated the pace of technology empowerment, built a wealth “iron army” team, and continuously promoted the transformation of wealth management, laying a solid foundation for the successful completion of our “14th Five-Year Plan”.

According to SSE, SZSE, China Securities Depository and Clearing Corporation Limited and SAC, in 2022, our net income from the securities brokerage business of the Company accounted for 4.0% of the market, ranking No. 6 in the PRC securities industry; our net income from the agency trading securities business (including seat leasing) accounted for 3.9% of the market, ranking No. 8 in the PRC securities industry; the share of our net income from agency sales of financial products in the market was 5.4%, ranking No. 6 in the PRC securities industry; the market value of our custody securities accounted for 5.9% of the market, ranking No. 3 in the PRC securities industry; the number of our A-share capital accounts accounted for 3.8% of the market, ranking No. 9 in the PRC securities industry.

According to SSE, SZSE, China Securities Depository and Clearing Corporation Limited and SAC, as at 31 December 2022, our stocks and hybrid public funds maintained a scale of RMB72.3 billion, and non-monetary public funds maintained a scale of RMB80.7 billion, both ranking the No. 4 in the PRC securities industry. According to SSE, SZSE, China Securities Depository and Clearing Corporation Limited and SAC, the market share of our stock funds trading volume in 2022 reached a record high, and direct A-share trading volume ranked No. 8 and No. 9 in Shanghai and Shenzhen markets, respectively. In 2022, the sales of our key financial products amounted to RMB121.2 billion, and the number of our customers increased by 1.3 million.

We continuously optimized the customer experience in the mobile transaction client-side APP, “Qingting Dianjin”, with average monthly active customers ranking No. 7 in the PRC securities industry. We continued to consolidate our leading advantage in online investment advisory service platform by providing online investment advisory service for 45.8 million persons. Our pilot project of fund investment advisory business has been in good progress, with a total of 126,000 contracts signed. We kept optimizing our financial product system and uplifting the supply of various products. As at 31 December 2022, we had 312 branches for brokerage business (excluding Shanghai Free Trade Zone Branch), of which 57% were located in Beijing, Shanghai, Guangdong, Fujian, Zhejiang, Jiangsu and Shandong, and among which 54 branches were in Beijing. We are a securities company with the largest number of securities branches established in Beijing. The numerous and orderly distributed securities sales network have laid a solid client base for the steady development of our wealth management business.

China Futures continuously improved the level of Internet marketing and collaborative cooperation based on the good development that had been achieved in recent years, and achieved an increase in major financial indicators and business indicators in 2022. In 2022, China Futures’ operating revenue and net profit reached a new record for three consecutive year since 2020, achieving an agency transaction volume of RMB14.9 trillion, representing a year-on-year increase of 6.6%. As at 31 December 2022, the number of our new customers increased 30.3% year-on-year and the scale of our customer equity increased 36.3% year-on-year. In 2022, the scale of our asset management ranked No. 2 in the PRC securities industry. As at 31 December 2022, China Futures had set up 28 branches and set up a subsidiary in charge of risk management in Chongqing, which has laid a solid foundation for the development of futures brokerage and risk management businesses.

In terms of overseas business, the aggregate transaction amount of stock agency of China Securities International was HK\$60.4 billion in 2022. As at 31 December 2022, we had 26,432 customers increased by 5,421 from the end of 2021, and the total market value of the shares of our customers under custody amounted to HK\$26.8 billion.

Margin Financing and Securities Lending Business

In 2022, the scale of margin financing and securities lending business in the whole market decreased. As at 31 December 2022, the balance of margin financing and securities lending in Shanghai and Shenzhen stock markets was RMB1,540.4 billion, representing a year-on-year decrease of 15.9%. As at 31 December 2022, our balance of margin financing and securities lending was RMB60.0 billion, representing a year-on-year decrease of 10.5%, and our market share was 3.9%, representing a year-on-year increase of 0.2%. According to SAC and Wind Info, we ranked No. 10 in the PRC securities industry in terms of interest income from margin financing and securities lending in 2022. As at 31 December 2022, we had 0.2 million margin financing and securities lending accounts, representing a year-on-year increase of 4.5%.

For overseas business, following the principle of risk management and real transaction and based on the management of customers' credit and securities held, China Securities International strives to meet customers' investment and financing needs and promotes the development of financing business with the improvement of customers' asset scale and financing business scale. As at 31 December 2022, the balance of financing business of China Securities International was HK\$296 million, representing a year-on-year increase of 74%.

Repurchase Business

As at 31 December 2022, our balance of principal of collateralized stock repurchase business was RMB10,892 million, among which, our balance of principal of investment (on-balance sheet) collateralized stock repurchase business amounted to RMB5,290 million, with an average collateral coverage ratio of 268.7% and our balance of principal of management (off-balance sheet) collateralized stock repurchase business amounted to RMB5,602 million. According to SAC, we ranked No. 9 in the PRC securities industry in terms of interest income from collateralized stock repurchase in 2022.

Trading and Institutional Client Services

Equity Sales and Trading Business

Our equity sales and trading business mainly provides trading, advisory and research services, and distributes stocks underwritten by us to institutional clients. We also engage in proprietary trading and market-making activities of stocks, funds, ETF, and financial derivatives, including stock index futures, commodity futures, options and total return swaps. We provide clients with customized options and swaps products linked to various types of assets to meet the hedging and investment demand of institutional clients.

With regard to the equity trading business, against the backdrop of significant fluctuations in the whole A-Share market in 2022, we adhered to the business orientation of absolute gains and strengthened risk control. In the derivatives trading business, we actively responded to market changes, enriched the strategies of principal investment, continuously promoted business model innovation, and provided standardized and customized customer solutions based on market demand. We further expanded the types of investment transactions and the scope of market-making services, provided liquidity and market-making services for stocks, funds, options, futures and other products in the exchanges, steadily promoted the over-the-counter derivatives business, and continuously strengthened digital construction, so as to meet the asset allocation and risk management needs of customers. We actively expanded cross-border derivatives business, with types of transactions covering international mainstream markets, which will effectively cater to various business needs of domestic and foreign institutional customers. We also enriched the strategy index product system, independently developed two core indexes, namely, the "CSC Chinese Assets Risk Parity Index (CARP)" and "CSC World Assets Risk Parity Index (WARP)", and correspondingly developed a number of satellite indexes, including national debt momentum, commodity momentum and commodity arbitrage. The strategy index components cover the most representative asset classes in the world, such as domestic and foreign stocks, bonds and commodities,

and are fully allocated across different countries and asset classes. In the meanwhile, we used risk parity technology to optimize the allocation and diversify risk exposures and achieve the goal of going through the cycle.

With respect to equity sales business, we completed 79 equity sales projects as a lead underwriter in 2022, with a cumulative sales amount of RMB133,388 million, among which, we completed 41 IPO projects, 38 non-public share issuance projects, and 19 convertible bond projects. We achieved success for our overall equity sales business, and underwriting amount of our IPO projects and equity refinancing projects ranked No. 2 and No. 3 in the PRC securities industry according to Wind Info, respectively.

For overseas business, in 2022, the institutional sales and trading businesses of China Securities International mainly provide trading, advisory and research services, and sell stocks underwritten by the Company to institutional clients. China Securities International has formed a cross-industry, cross-market and cross-asset class research service matrix, aiming to constantly improve service system for institutional clients, further enhance our influence in the secondary stock market in Hong Kong, and gradually establish brand awareness. As at 31 December 2022, the cumulative number of our institutional clients for the institutional sales and trading businesses of China Securities International was 551, and the cumulative stock trading volume of such institutional clients reached HK\$41.0 billion in 2022.

Fixed Income Products Sales and Trading Business

In 2022, upon accelerating the construction of the whole fixed-income securities, currencies and commodities (“FICC”) business system, we maintained our leading position in the bond sales industry, and ranked second among domestic financial institutions in terms of the credit bond sales scale according to Bloomberg L.P., ranked first in the market for eight consecutive years since 2015 both in terms of the underwriting amount and number of corporate bonds, and ranked first among brokers for five consecutive years since 2018 in terms of the lead underwriting amount of association products according to Wind Info. We continued to develop the market-making business, newly obtained the market maker qualification for treasury bond futures from the China Financial Futures Exchange, and won the Excellent Northbound Trading Market Maker and Bond Connect Marketing Award. We also explored and developed non-directional trading, built neutral strategies and improved the income from intermediary business, and vigorously promoted the development of foreign exchange and commodity business. Our commodity business covers more than 20 varieties of domestic futures exchanges. We actively deployed the transformation of customer demand, and implemented several new businesses upon the FICC customer demand, such as Chinese-funded USD bond yield swap (Southbound), RMB bond yield swap (Northbound), Hong Kong structured paper and foreign exchange quanto option.

For overseas business, China Securities International actively explored carbon trading to help successfully realize the goals of “carbon peaking and carbon neutrality”, and successfully carried out its first EU carbon emission allowance transaction, making a breakthrough in zero carbon trading. China Securities International has become the first batch of trading participants in the international carbon market of Hong Kong Stock Exchange. China Securities International ranked No. 5 among PRC brokers in terms of the underwriting amount of Chinese USD bonds according to Bloomberg L.P.

Investment Research Business

Our investment research business mainly provides institutional clients with research consultation services covering certain aspects, including macroeconomy, fixed income, strategy, financial engineering, large-scale asset allocation, fund research and industry research. Our clients mainly include, among others, the NSSF, all mainstream public funds, issuance asset management companies, bank, security private funds, equity fund and overseas financial institutions. We provide institutional clients with professional security research reports and various kinds of tailored research services. In the first half of 2022, the market share of our income from public fund commissions was 5.3%, ranking No. 2 in the PRC securities industry according to Wind Info.

In 2022, we continuously improved our customer service system, vigorously increased the strategic customer coverage rate, strengthened the diversification of revenue sources, continued to improve the full coverage system in research areas, and further improved the refinement of business management and the effectiveness of compliance management by taking advantage of the increase in the informatization rate. We also continuously optimized the business management process, and improved the functions of data statistics, sharing and analysis.

As at 31 December 2022, our research and sales teams had a total of 295 members. Our research business was divided into 10 industry segments covering 38 research fields. In 2022, we completed a total of 6,838 securities research reports, provided 52,974 on-line and off-line roadshows for institutional customers, conducted 2,087 investigations, and successfully organized large conferences and other various professional research service activities. We have continuously promoted internationalization of our research business, improved integrated management system for our research business, and provided research services to dozens of overseas large-scale asset management institutional clients. Our research business is also committed to providing policy research support for government departments and regulatory agencies.

For overseas business, China Securities International gave full play to the advantages of integration of domestic and foreign research resources, provided high-quality investment and research services according to the investment preferences of overseas institutional customers, and worked with our primary market business department to further enhance the influence of China Securities International in overseas markets.

Prime Brokerage Business

We are one of the securities companies in the industry that possess and undertake the widest range of businesses, and support most types of prime brokerage systems, including margin financing and securities lending, stock index futures, commodity futures, stock options, BSE, Southbound Trading and over-the-counter public funds, to offer our clients with convenience and favourable experience in carrying out various businesses at the same time. Our self-developed special counter for institutional transactions provides financial institutions with independent and more functional trading channels, which is widely recognized by banks, public offerings and insurance customers. The turnover of our prime brokerage business continued to grow, the trading effect of our algorithmic trading continued to optimize, and the types and scale of our customers continued to expand.

As at 31 December 2022, the number of existing customers in our Prime Brokerage system was 9,338, representing a year-on-year increase of 31.7%. A total of 27 public fund companies and 10 insurance asset management institutions used our algorithm trading services in their binding offer, and a total of 122 customers used our agency commissioning service, with a total of 179 targets traded.

In 2022, we had 71 custodian public funds, and the number of our custodian public funds ranked No. 1 among PRC securities companies. As at 31 December 2022, our total scale of asset custody and operation services was RMB795.4 billion, representing a year-on-year increase of 5.9%, among which we had asset 5,809 custody products and 6,001 operational service products, representing a year-on-year increase of 30.0% and 32.1%, respectively.

QFI and WFOE Businesses

As a domestic broker of qualified foreign investors (the “**QFI**”) and wholly foreign owned enterprises (the “**WFOE**”), we have accumulated many years of experience in serving foreign customers and have focused on providing full-product one-stop financial services for foreign organizations. In 2022, we continuously tapped into the QFI and WFOE business opportunities, strengthened customer stickiness with the help of first-class securities research service resources, continuously optimized the account opening and trading processes by continuously upgrading and improving the trading system and trading

algorithm, and made efforts to improve the investment and trading experience of foreign customers. Currently, we have formed a specialized investment trading service system for foreign organizations, which features rich securities research services, advanced trading systems and trading algorithms.

Alternative Investment Business

In 2022, in the complicated economic situation and volatile capital market environment, China Securities Investment adhered to the principle of “maintaining stable and sustainable development” and the concept of “serving the real economy, technological innovation, economic transformation and national strategy”, focused on the investment scope with equity investment as its principal business, pan-equity investment and innovative investment business as its secondary business, and worked on project development, reserve and investment layout in an orderly manner subject to strict control of the project quality. China Securities Investment completed 42 investment projects (including 14 IPO co-investments on STAR Market) with an investment amount of RMB2.1 billion in 2022.

Investment Management Segment

Asset Management Business of the Securities Company

In 2022, with regard to the asset management business, we adhered to the customer-oriented principle, continuously improved the customer service system, and comprehensively made arrangements for its product lines. We also continuously enriched our asset management product matrix, provided comprehensive product strategies and diversified services to meet the investment needs of various customers for different terms, strategies and risk preferences, and continuously improved our active management capability.

The scale of fixed income, equity and other types of products in our asset management business grew steadily. In 2022, we orderly promoted the establishment of our asset management subsidiary. As at 31 December 2022, the assets managed by us amounted to RMB477.5 billion, representing an increase of RMB50.2 billion or 11.7% year-on-year as compared with the end of 2021 according to SAC.

The table below sets forth the scale of our asset management business for the years indicated:

	As at 31 December	
	2021	2022
	(RMB) (in millions)	
AUM under collective asset management business	161,290	204,852
AUM under targeted asset management business	128,645	130,318
AUM under specialised asset management business	137,337	142,281
Total	427,272	477,451

Source: Securities Association of China

For overseas business, we made efforts to promote steady development of our asset management business of China Securities International and actively improved its active management capability in 2022. Under the market situation of the significant decline in both of the Hong Kong stock market and the Chinese USD bond market, we went ahead steadily and surely, and all the funds topped their categories and beat benchmarks.

Fund Management Business

In 2022, China Fund focused on public funds as its principal business, enhanced its market competitiveness primarily in the aspects such as investment, sales and service of public fund products. It actively adjusted its business structure, developed new businesses and continuously enriched its product portfolio. As at 31 December 2022, the asset management scale of China Fund was RMB102,571 million, among which, the management scale of public offering products was RMB56,460 million, representing a year-on-year increase of 16.9%, the management scale of special account

products was RMB45,898 million, representing a year-on-year increase of 299.3%, and the management scale of ABS products was RMB214 million, representing a year-on-year increase of 89.2%. According to Wind Info and Asset Management Association of China, as at 31 December 2022, China Fund managed a total of 48 public funds (including 15 new products established in 2022), among which 19 products entered top 50% of the market, 7 products entered top 20% of the market and 4 products entered top 10% of the market.

Private Equity Investment Business

In 2022, China Capital adhered to the “large fund” strategy, continuously widened the fund-raising channels, expanded the fund management scale, persisted in in-depth research in key areas based on market hotspots, and continuously improved the project development efficiency and the project investment quality. In 2022, China Capital completed the project investment of over RMB4 billion. As at 31 December 2022, 8 of the invested projects of China Capital were listed and 6 of the invested projects of China Capital were pending the approval in the meeting.

As at 31 December 2022, China Capital had 63 registered funds under management with a fund management scale of exceeding RMB65 billion. According to Asset Management Association of China, at the end of 2022, China Capital ranked No. 6 among private equity subsidiaries of PRC brokers in terms of the average monthly paid-in amount.

AWARDS

In 2022, we have received prestigious awards and honors including, among others:

- 2021-2022 Excellent Investor Education Base, issued by CSRC
- Grade A in the Evaluation on the Education of Investors in Securities Companies in 2022, issued by Securities Association of China, SSE, SZSE and NEEQ Company
- Excellent Award for the 8th Securities and Futures Industry Science and Technology Awards issued by Securities and Futures Industry Science and Technology Award Committee of Securities Association of China
- Excellent Corporate Bond Underwriter, Excellent Industrial Bond Underwriter, Excellent Private Enterprise Corporate Bond Underwriter, Excellent Underwriter Serving National Strategy, Excellent Manager for Asset Securitization Business, Excellent Bond Dealer and Excellent Bond Investment Institution (Proprietary) in 2022, issued by SSE
- 2022 Excellent Funds Market Maker, issued by SSE
- Top 100 SSE Bond Market Trading Institutions and Top 10 SSE Bond Market Broker Proprietary Institutions in 2022, issued by SSE
- Excellent Corporate Bond Underwriter, Excellent Institution Underwriting Interest-Rate Bonds, Excellent Fixed-Income Innovative Product Intermediary and Excellent Institution Participating in the Innovation of Bond Financing Support Mechanism for Private Enterprises in 2022, issued by SZSE

EMPLOYEES

As at 31 December 2022, we had a total of 14,147 employees. We are committed to recruiting, training and retaining skilled and experienced employees throughout our operations. We intend to achieve this by offering competitive remuneration packages as well as by focusing on training and career development.

The following table sets forth the number of our employees in each function as at 31 December 2022:

Function	Number of employees
Business personnel	11,452
Information technology personnel	1,134
Financial personnel	297
Administration personnel	104
Others	1,160
Total	14,147

RISK MANAGEMENT

Overview

We attach great importance to the formation of a risk management system all the time. We adhere to the strategic policy of healthy development, establish the business philosophy of putting risk management in an important position adopt the risk concept of “risk management as priority, risk management by all”. Our risk management is in line with our general operating strategic goal. We continue to enhance our risk management system in accordance with the needs arising from our business development, market condition changes and the regulatory requirements, so as to enhance our risk management capability. We ensured the enhancement and effective operation of a comprehensive risk management mechanism.

Structure of Risk Management

The Board of Directors is our ultimate decision-making body for risk management. The executive management is the executive body, while different units are responsible for directly managing the risks in their business or operational activities. We have three dedicated risk control departments, namely the Risk Management Department, the Legal and Compliance Department and the Audit Department, which independently monitor and manage risks before, during and after the event, according to their respective roles and responsibilities.

The Board of Directors makes decisions with respect to our risk management strategies and policies, risk management system, internal control arrangements, as well as the resolution of significant risk events. The Supervisory Committee carries out supervision on the performance of risk management duties of the Board of Directors, Executive Committee and senior management in accordance with laws, regulations and our articles of association.

The Risk Management Committee under the Board of Directors is responsible for supervising our overall risk management in general and ensuring the risks are adequately managed so that management activities may be effectively carried out on risks associated with our business and operating activities. The Risk Management Committee under the Board of Directors considers and advises the overall objectives and basic policies of compliance management and risk management, confirms the specific constitution of risk management strategies and risk management resources so that they are aligned with the internal risk management policies; formulates tolerance level for major risks; and supervises and reviews the risk management policies and makes recommendations to the Board.

The Supervisory Committee is responsible for the supervision responsibility of overall risk management, supervises and inspects the due diligence of the Board of Directors and the Company’s Executive Committee in risk management, and urges rectification.

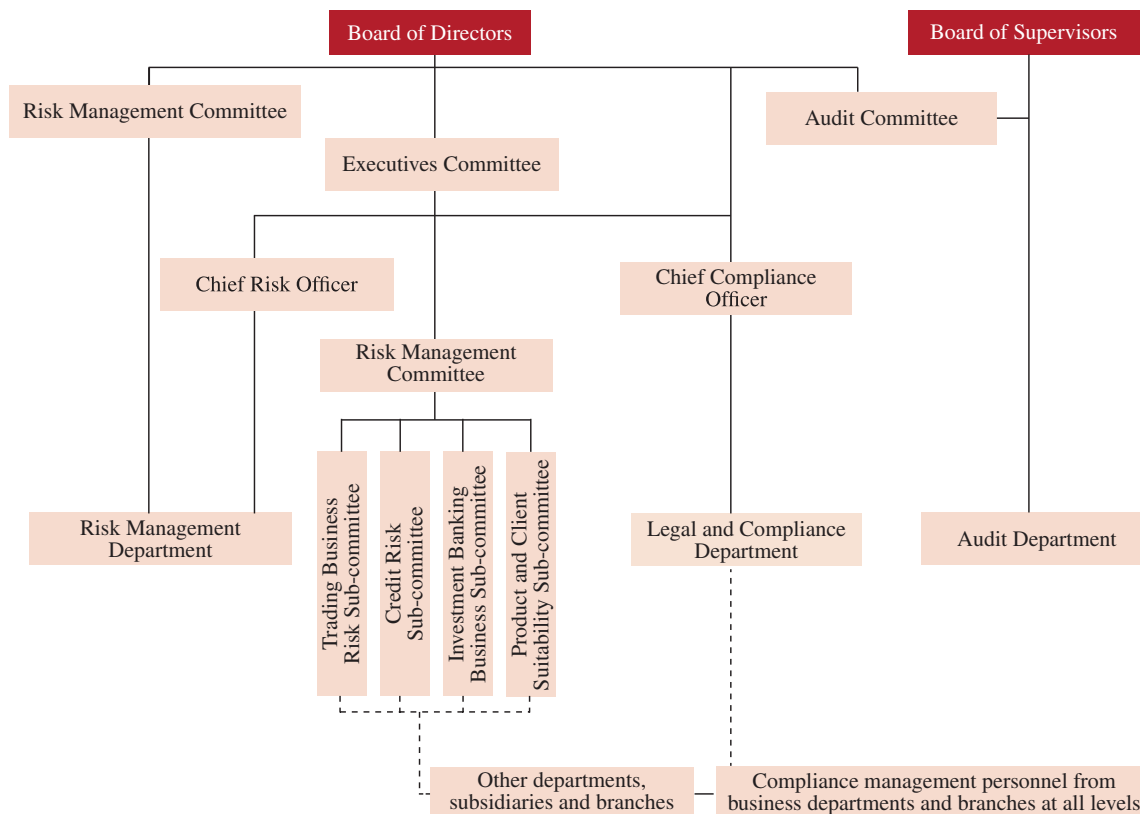
Executive Committee makes overall decisions with respect to the prevention, control, mitigation, or acceptance of risks in our business and operating activities and makes decisions on efforts to improve the internal control rules and procedures and control measures in accordance with the risk management policies adopted by the Board.

The Risk Management Committee under the Executive Committee is responsible for determining our risk appetite, risk tolerance level, overall risk limits, important specific risk limits and risk control standards; formulating and promoting the implementation of our risk management rules and procedures; approving risk limits and risk control standards specific to each business line; reviewing and approving new business and new products; reviewing and approving our risk reports; conducting research on risk control strategies and action plans for major business matters.

Our Chief Risk Officer is responsible for leading our professional risk management activities, including organizing the formulation of relevant risk management rules and procedures, improving our risk management practices, and guiding the Risk Management Department in the identification, evaluation, monitoring and reporting of various risks.

Each and every department, branch and subsidiary of ours, within their respective roles and responsibilities, is responsible for following the rules and procedures, and risk control polices, and implementing risk-control measures and engaging in direct risk control efforts in their business activities. All staff has the responsibility to comply with our relevant rules and procedures and contribute to daily risk control efforts as part of their own job responsibilities.

The Risk Management Department is responsible for our risk management, the Legal and Compliance Department is responsible for legal affairs and compliance management, and the Audit Department is responsible for our internal audit activities. The aforementioned three independent risk management departments, establish their own rules and procedures and operate independently to promote our risk management. Specifically, the Risk Management Department is responsible for risk management before and during the event through risk monitoring and assessment, the Legal and Compliance Department is responsible for managing our overall legal and compliance risks, and the Audit Department is responsible for conducting audits to identify material defects in key rules and procedures and processes, as well as internal control weakness, and supervising corrections and rectifications.



In addition, we have established the internal audit department. Through company-level review, we conducted export management and terminal risk control of investment banking projects, and ultimate approval of decision-making functions for the materials and documents submitted, reported, issued or disclosed in our name.

Risk Management Mechanism

The Risk Management Department works with business and management departments to identify major risks during the course of different business and management activities, explicit key control measures, issue the Risk Catalogue and Key Control List, and continue to update the same in light of business changes and monitoring findings.

We established a before-the-event risk control mechanism. It focuses on each of the main business lines to formulate specific risk limits and risk control standards, and has explicit procedures of risk control; the Risk Management Department and the Legal and Compliance Department have participated in the review of new business and new products, the before-the-event evaluation for important projects and the operation system, and have expressed their opinions independently; important risk control parameters are directly under the management and control of the Risk Management Department, which also conducts independent verification for the valuation model of financial instruments before going online.

The Risk Management Department formulates the risk monitoring processes and indicators for key business and management lines. In particular, risk monitoring indicators for the brokerage business, proprietary business, securities financing business, and asset management business as well as risk control indicators including net capital are monitored through the monitoring system, while the risk monitoring for other business or management lines primarily relies on regular and ad hoc monitoring by means of on-site monitoring, risk information reporting, data access and regular meetings. Main businesses of subsidiaries fall within the scope of monitoring.

We also formulate operational process for risk assessment, and determine main assessment methods and qualitative and quantitative risk rating criteria for various types of risks. The Risk Management Department assesses and rates the risk matters on an ongoing basis, evaluates the control of major business risks on a regular basis, and conducts comprehensive year-end assessments of the risk control process, risk events and positions, risk incidents and the risk-adjusted income level of the departments, branches and subsidiaries as a key component of their performance assessment.

We have formulated guidelines for various types of risk management and control, including market risk, credit risk, operational risk, liquidity risk, reputation risk and information technology risk, in order to guide and regulate the response to risks in various business lines. We have established crisis management mechanism and programs, and have formulated effective contingency measures and plans for various businesses, especially for key risks and emergencies such as liquidity crisis and accidents on transaction systems, while an emergency response mechanism has been established and is drilled sporadically on a regular basis.

We are responsible for building mechanisms for communicating and reporting risk information and significant risk warnings, communicating and managing risk information and providing significant risk warnings. The Risk Management Department is responsible for formulating operational procedures for communicating and reporting risk information and issuing risk warnings, and the departments and branches and subsidiaries report risk information or issue warnings on potential risks identified by themselves to the Risk Management Department. The Risk Management Department then manages the risk information, performs comprehensive analyses on various risk information to identify risk control weaknesses and loopholes and propose recommendations on improving risk control, reports significant risks to the Chief Risk Officer and Risk Management Committee or executive management, and at the same time, communicates risk information to the relevant departments, while tracking any follow-up activities. The Risk Management Department prepares risk reports and risk control recommendation reports according to the results on risk identification, monitoring and assessment, and reports the findings to involved parties and our executive management. The Risk Management Department continuously monitors risks and the risk control status by following up on the implementation of risk control recommendations by relevant parties in managing risks identified in the risk reports.

The Legal and Compliance Department manages legal and compliance risks through compliance consultation, compliance review, compliance inspection, compliance supervision, compliance reporting, complaints reporting and handling, compliance accountability, information segregation wall, anti-money laundering and a series of compliance management methods as well as contracts, litigation management and other before- and during-the-event management for business lines.

The Audit Department detects material defects in key rules and procedures and processes or internal control weaknesses through audits, reports these issues to the Supervisory Committee, the Audit Committee of the Board, executive management, the Legal and Compliance Department and the Risk Management Department, and drives any follow-up corrections and rectifications.

We, by continuously promoting the implementation of consolidated management, further optimised the comprehensive risk management mechanism, kept enhancing internal control, risk measurement, credit risk management and risk management in the subsidiaries. Our risk management capability of grouping and our fine management level have been further strengthened by increasing input in staffing and development of risk management system.

LEGAL PROCEEDINGS

We may become a party to legal proceedings arising in the ordinary course of our business. There has been no legal proceeding pending or threatened against us that could, individually or in the aggregate, have a material adverse effect on our business, financial condition or results of operations.

DIRECTORS, SUPERVISORS AND SENIOR MANAGEMENT

The section “Directors, Supervisors and Senior Management” on page 158 to page 170 of the Original Offering Circular shall be deleted in its entirety and replaced with the following:

DIRECTORS

The following table sets forth information regarding our directors as at the date of this Supplement Offering Circular:

<u>Name</u>	<u>Age</u>	<u>Position</u>
Wang Changqing	59	Secretary of the Party committee, Chairman of the Board, Executive Director and Chairman of Executive Committee
Li Geping	55	Deputy secretary of the Party committee, Executive Director, General Manager, Member of Executive Committee and Chief Financial Officer
Zhu Jia	40	Non-executive Director
Wu Ruilin	58	Non-executive Director
Yang Dong	46	Non-executive Director
Wang Hua	46	Non-executive Director
Po Wai Kwong	66	Independent Non-executive Director
Lai Guanrong	61	Independent Non-executive Director
Zhou Chengyue	64	Independent Non-executive Director
Zhang Zheng	50	Independent Non-executive Director
Wu Xi	46	Independent Non-executive Director

Executive Directors

Mr. Wang Changqing (王常青) is the secretary of the Party Committee, Chairman and an Executive Director of the Board, and the Chairman of the Executive Committee of the Company. Mr. Wang joined the Company in November 2005, and has been serving as an Executive Director since February 2007, and Chairman and the Chairman of the Executive Committee since September 2011. Mr. Wang is currently the vice chairman of the Securities Association of China, the president of the Securities Association of Beijing, a member of the fifth session of board of directors of the SSE. Mr. Wang served as the deputy plant manager of the Copper Powder Plant (銅粉分廠) in Beijing Smelting Factory (北京冶煉廠), the deputy director of production planning department in the Beijing Non-Ferrous Metal Industry Corporation (北京市有色金屬工業總公司), the director and deputy general manager of Beijing Kaibao Travel and Food Company (北京凱寶旅遊食品公司), the head of the equity underwriting department of the Beijing representative office of Daiwa Securities Group Inc., the general manager of the Shanghai investment banking department, the deputy general manager of the investment banking headquarter, the administrative head and managing director of the investment banking business and vice chairman of the corporate finance committee in CITIC Securities Co., Ltd., and the deputy general manager, general manager and member of the Executive Committee of the Company. Mr. Wang obtained a Bachelor of Engineering degree from Northeastern Institute of Technology (currently known as Northeastern University) and a Master’s degree in Economics from Renmin University of China.

Mr. Li Geping (李格平), is the deputy secretary of the Party Committee, executive Director, the General Manager, a member of the Executive Committee and Chief Financial Officer of the Company. Mr. Li joined the Company in February 2018, and has been serving as an Executive Director, the General Manager and a member of the Executive Committee of the Company since April 2018, the Chief Financial Officer of the Company since May 2018, the chairman of China Securities International and the director of China Securities Investment. Mr. Li currently also serves as the chairman of the equity and alternative investment business committee of the Securities Association of China, vice-chairman of the self-discipline committee of the SSE, a member of the fifth session of board of directors of the SZSE, and the chairman of the SZSE Stock Issuance Standardization Committee. Mr. Li was a

teacher of Zhongnan University of Finance and Economics (currently known as Zhongnan University of Economics and Law); Mr. Li served as deputy secretary of the Party committee, director and president of Changjiang Securities Company Limited (長江證券股份有限公司); the secretary general of Securities Association of China; the deputy head of the regulatory department of securities and funds authority of the CSRC; the head of securities institution management department/insurance institution management department of Central Huijin Investment Ltd. Mr. Li obtained a bachelor degree of economics and a master's degree of economics from Zhongnan University of Finance and Economics (now known as Zhongnan University of Economics and Law), respectively. He obtained a doctoral degree of economics from the research institute in Chinese Academy of Social Sciences, and has enjoyed government special subsidies issued by the State Council. Mr. Li is also a researcher.

Non-Executive Directors

Ms. Zhu Jia (朱佳), is a Non-executive Director of the Company. Ms. Zhu has been serving as a Director of the Company since April 2018, and she currently serves as the assistant to the general manager of investment and merger and acquisition department of Beijing Financial Holdings Group, the director and deputy general manager (presiding over the work) of Jingquan Private Equity Fund Management (Beijing) Co., Ltd. (環泉私募基金管理(北京)有限公司), the director of Jingquan International (Hong Kong) Co., Ltd. (環泉國際(香港)有限公司), and the director of Shengxin Futures Co., Ltd. Ms. Zhu held positions in the Beijing branch of the Bank of East Asia (Hong Kong) (東亞銀行(香港)北京分行), and Beijing State-owned Capital Operation and Management Limited. Ms. Zhu obtained a master's degree of finance and investment from the University of Exeter. Ms. Zhu obtained a title of financial economist.

Mr. Wu Ruilin (武瑞林), is a Non-executive Director of the Company. Mr. Wu has been serving as a director of the Company since April 2023. Currently, he serves as the external director of Central Huijin Investment Ltd. Mr. Wu served as the deputy head of the price survey and statistics section of the survey and information division, deputy chief of the financial institution management section of the Foreign Investment Management Office, deputy director of Foreign Investment Management Office, deputy director of Foreign Exchange Management Division (responsible for daily operations), deputy director of Foreign Exchange Adjustment Center (responsible for daily operations) of The People's Bank of China, Beijing Branch, deputy director of the general office of the Information Center of the State Administration of Foreign Exchange, director of Planning Bureau, deputy director of the personnel department (internal audit department) of the State Administration of Foreign Exchange, full-time deputy secretary of the Party committee of the State Administration of Foreign Exchange of the Communist Party of China and secretary of the discipline inspection commission of the State Administration of Foreign Exchange, deputy director of Management and Inspection Department, deputy chief and second-level inspector of the Business Supervision Division of the Current Account Management Department of the State Administration of Foreign Exchange, director of China Jianyin Investment Ltd. (中國建銀投資有限責任公司). Mr. Wu obtained a postgraduate diploma in economic management from the Party School of the Central Committee of C.P.C. and is qualified as an economist.

Mr. Yang Dong (楊棟), is a Non-executive Director of the Company. Mr. Yang has been serving as a director of the Company since October 2021, and he currently serves as the external director of Central Huijin Investment Ltd. Mr. Yang previously worked in Tianjin Branch of the People's Bank of China, Finance Research Institute of the People's Bank of China and other institutions. He served as senior deputy manager of Banking Department, director of ICBC Equity Management Office of Banking Institutions Department I, director and senior manager of ICBC Equity Management Office of Equity Management Department I of Central Huijin Investment Ltd. Mr. Yang obtained a bachelor's degree in management science and a master's degree in economics from Hebei Agricultural University. Mr. Yang obtained his doctorate in economics from Renmin University of China, and has the title of senior economist.

Ms. Wang Hua (王華), is a Non-executive Director of the Company. Ms. Wang has been serving as a director of the Company since June 2021, and she currently serves as the deputy general manager of the Finance Department, deputy general manager of the Human Resources Department and deputy director of the Party Committee Organization Department of CITIC Group Corporation, and director of CITIC Urban Development & Operation Co., Ltd. Ms. Wang Hua previously served as director of the Tax Department of the Finance Department, assistant to the general manager of the Finance Department and director of the Tax Department, deputy general manager of the Finance Department and director of the Tax Department of CITIC Group Corporation, the director of CITIC Heavy Industries Co., Ltd. (a company listed on the SSE), the director of Zhonghai Trust Co., Ltd., and the director of China Agriculture Industry Development Fund Co., Ltd. Ms. Wang Hua obtained a bachelor's degree in accounting and a master's degree in accounting from Dongbei University of Finance and Economics.

Mr. Po Wai Kwong (浦偉光), is an independent Non-executive Director of the Company. Mr. Po has been serving as an independent director of the Company since May 2021, an independent director of Everbright Securities Company Limited (a company listed on the SSE and the Hong Kong Stock Exchange) since December 2020, an independent director of Citibank (Hong Kong) Limited since July 2021. He is currently a member of the Advisory Committee of the Hang Seng Index in Hong Kong. Mr. Po previously served as the senior director of the Securities and Futures Commission (SFC)(證券及期貨事務監察委員會) of Hong Kong, the executive director of the Insurance Authority (保險業監管局) of Hong Kong and a member of International Advisory Council of the CSRC. Mr. Po obtained a bachelor's degree in business administration and a master's degree in business administration from the Chinese University of Hong Kong (香港中文大學), and is also an accountant.

Mr. Lai Guanrong (賴觀榮) is an independent Non-executive Director of the Company. Mr. Lai has been serving as an independent Director of the Company since May 2021, and he currently serves as a director of China Sciences Group (Holding) Corporation (中科實業集團(控股)有限公司). Mr. Lai has also been serving as an independent director of Chinasoft International Limited (a company listed on Hong Kong Stock Exchange), an independent director of Dongxing Securities Co., Ltd. (a company listed on the SSE), and an independent director of New China Life Insurance Company Ltd. (a company listed on the SSE). Mr. Lai served as the deputy general manager (presiding over the work) of Min Fa Security Limited Company (閩發證券有限責任公司), the deputy chief officer of the office of People's Bank of China Fujian Branch (中國人民銀行福建省分行), the general manager of Fujian Minnan Qiaoxiang Trust and Investment Company (福建省閩南僑鄉信託投資公司), the president of Huafu Securities Limited (華福證券有限責任公司), the secretary of the party committee and president of Jiahe Life Insurance Co., Ltd. (嘉禾人壽保險股份有限公司), the vice chairman of ABC Life Insurance Co., Ltd. (農銀人壽保險股份有限公司), the chairman of the supervisory committee of Beijing Zhongguancun Science City Construction Holding Co., Ltd. (北京中關村科學城建設股份有限公司), the chief economist and member of the investment committee of Shenzhen CMAF Investment Management Co., Ltd. (深圳市遠致富海投資管理有限公司), and the independent director of Xin Yuan Enterprises Group Limited (信源企業集團有限公司)(a company listed on Hong Kong Stock Exchange). Mr. Lai obtained a bachelor's degree in finance from Xiamen University, a master's degree in monetary banking from the Graduate School of the People's Bank of China, and a doctorate in economics from Xiamen University.

Mr. Zhou Chengyue (周成躍), is an Independent Non-executive Director of the Company. Mr. Zhou has been serving as an independent Director of the Company since September 2, 2022, and he currently serves as an executive director of the China Finance Association, a deputy director of the China Finance Association's Professional Committee on PPP Research, and an advisor to the 8th China Bond Index Expert Steering Committee of China Central Depository & Clearing Co., Ltd. Mr. Zhou was the director of the General Department of the Department of State Bonds, the director of the Department of Domestic Bonds of the Department of State Bonds and Finance, the director of the Department of State Bonds Management of the Department of State Treasury, the deputy director of the Department of State Treasury and the inspector of the Department of Finance of the Ministry of Finance, and the chairman of

board of directors of China PPP Investment Funds Co., Ltd. Mr. Zhou obtained a bachelor’s degree in economics with a major in finance from Hubei Institute of Finance and Economics (now Zhongnan University of Economics and Law).

Mr. Zhang Zheng (張曄), is an Independent Non-executive Director of the Company. Mr. Zhang has been serving as an independent Director of the Company since September 2, 2022, and he currently serves as a professor and deputy dean of Guanghua School of Management of Peking University. He is also an independent director of CCB Trust Co., Ltd. and an independent director of Harbin Bank Co., Ltd. (a company listed on the Hong Kong Stock Exchange). Currently, Mr. Zhang is also a deputy director of the Financial Management Professional Committee of the China Management Science Society and a deputy director of the Equity Investment Professional Committee of the Chinese Academy of Management. During the past three years, Mr. Zhang was an external supervisor of China Cinda Asset Management Co., Ltd. (a company listed on the Hong Kong Stock Exchange). Mr. Zhang obtained a bachelor’s degree and a master’s degree with a major in applied mathematics from Nankai University, and a doctorate degree in finance from Peking University.

Mr. Wu Xi (吳溪), is an Independent Non-executive Director of the Company. Mr. Wu has been serving as an independent Director of the Company since September 2, 2022, and he currently serves as a professor and dean of the School of Accountancy of Central University of Finance and Economics, and is also an independent director of Trust Mutual Life Insurance Company and an independent director of Dajia Insurance Group Co., Ltd. Currently, Mr. Wu is also a member of the Education and Training Committee of the Chinese Institute of Certified Public Accountants, and an executive director of the Council of the China Audit Society. Mr. Wu was the assistant dean and deputy dean of the School of Accountancy of Central University of Finance and Economics. In the past three years, Mr. Wu served as an independent director of China Publishing & Media Co., Ltd. (a company listed on the SSE) and an independent director of Henan Zhongfu Industry Co., Ltd. (a company listed on the SSE). Mr. Wu obtained a bachelor’s degree with a major in accounting from Zhejiang Institute of Finance and Economics (now Zhejiang University of Finance & Economics), and a master’s degree and a doctorate degree with a major in accounting from Central University of Finance and Economics.

SUPERVISORS

The following table sets forth information regarding our supervisors as at the date of this Supplement Offering Circular:

<u>Name</u>	<u>Age</u>	<u>Position</u>
Zhou Xiaoyu	58	Deputy secretary of the Party committee and Chairman of the Supervisory Committee
Ai Bo	52	Supervisor
Wang Xiaoguang.	46	Supervisor
Lin Xuan	50	A member of the Party committee and Employee Representative Supervisor
Zhao Ming	51	Employee Representative Supervisor

Mr. Zhou Xiaoyu (周笑予) is the deputy secretary of the Party committee and the chairman of supervisory committee of the Company. Mr. Zhou joined our Company in November 2005 and has been serving as the chairman of supervisory committee since August 2021, and the chairman of supervisory committee of China Futures. Mr. Zhou currently also serves as a member of self-discipline committee of the Securities Association of China. Mr. Zhou served as an engineer in Guangzhou Design Institute of Ministry of Light Industry, the executive deputy general manager in Shenzhen branch, the general manager of the business department in Dalian branch, the general manager of Shenyang Branch and the general manager of the brokerage business management of Huaxia Securities Co., Ltd., and the general manager of the Brokerage Business Management Department, the administrative head of the Treasury Operation Department, the administrative head of the Margin Financing and Securities Lending

Department, director of Party Committee Office, the administrative head of the Human Resources Department and a member of the Executive Committee of the Company. Mr. Zhou obtained a Bachelor of Engineering degree from Tianjin Institute of Light Industry and Master of Engineering degree from South China University of Technology.

Ms. Ai Bo (艾波) is a Supervisor of the Company. Ms. Ai has been serving as a Supervisor of the Company since August 2016 and she currently serves as the director of Party committee inspection office of China Investment Corporation. Ms. Ai worked for the secretariat for confidential matters of the general office of the Ministry of Supervision, the former general supervision office of supervision department under the Central Commission for Discipline Inspection and the former second discipline inspection office under the Central Commission for Discipline Inspection. Ms. Ai obtained a master's degree in Management from Kunming University of Science and Technology and obtained a certificate of certified enterprise risk manager.

Mr. Wang Xiaoguang (王曉光), is a Supervisor of the Company. Mr. Wang has been serving as a Supervisor of the Company since June 2022 and he currently serves as a director dispatched to China Jianyin Investment Limited by China Investment Corporation. Mr. Wang served as the director of the development statistics and audit bureau of the National Audit Office, and the head of the audit team of the office of the supervisory committee/the companies directly managed by internal audit department, the head of the audit team of the companies directly managed by the audit department and the head of the third team of the audit department of China Investment Corporation. Mr. Wang obtained a bachelor's degree with a major in accounting from Shanxi University and is qualified as a senior auditor.

Ms. Lin Xuan (林煊) is a member of the Party committee, an employee representative Supervisor and the administrative head of Human Resources department of the Company. Ms. Lin joined the Company in November 2005. She has been serving as an employee representative Supervisor since April 2018, the administrative head of Human Resources Department since January 2022, and she also serves as a supervisor of China Capital Management. Ms. Lin currently serves as a vice-chairman of talent development committee of the Securities Association of China, a member of Beijing Financial Staff Union. Ms. Lin served as business director and assistant to general manager of the investment banking department and the acquisitions department of Huaxia Securities Co., Ltd. (華夏證券股份有限公司), and assistant to general manager, director, executive director and managing director of investment banking department of the Company and the administrative head of Internal Audit Department. Ms. Lin obtained a bachelor's degree in Economics from Renmin University of China, a master's degree in Economics from the Graduate School of the People's Bank of China (currently known as PBC School of Finance, Tsinghua University in China), and a PhD degree in Economics from Graduate School of Chinese Academy of Social Sciences.

Mr. Zhao Ming (趙明) is an employee representative Supervisor of the Company, administrative head of Financial Planning Department and Treasury Operation Department. Mr. Zhao has been serving as the administrative head of Financial Planning Department and Treasury Operation Department (currently the Treasury Department) of the Company since July 2018; and an employee representative Supervisor since April 2019. Mr. Zhao also serves as a director of CSCI Capital, a director of China Securities Investment and the supervisor of China Futures. Mr. Zhao once served as a business director of Investment Banking Department of Huaxia Securities Co., Ltd., the manager of Investment Banking Department of Shanghai Electric Group Finance Company Co., Ltd. (上海電氣集團財務有限責任公司), the managing director of Capital Market Department and the managing director of the Investment Banking Department of the Company. Mr. Zhao obtained a Bachelor's Degree in law from the People's Public Security University of China, a Master of Laws from Southwest University of Political Science and Law, a Master of Business Administration from China Europe International Business School and qualified as a lawyer and a certified public accountant.

SENIOR MANAGEMENT

The senior management is responsible for the daily management of our business operation. The following table sets forth information regarding our senior management as at the date of this Supplement Offering Circular:

<u>Name</u>	<u>Age</u>	<u>Position</u>
Wang Changqing	59	Secretary of the Party committee, Chairman of the Board, Executive Director and Chairman of Executive Committee
Li Geping	55	Deputy secretary of the Party committee, Executive Director, General Manager, Member of Executive Committee and Chief Financial Officer
Zhou Zhigang	58	A member of the Party committee and Member of Executive Committee
Jiang Yueqin	57	A member of the Party committee and Member of Executive Committee
Li Tiesheng	51	Member of Executive Committee
Wang Guangxue	50	Member of Executive Committee and Secretary of the board of directors
Zhang Xinfan	55	Member of Executive Committee
Liu Naisheng	52	Member of Executive Committee
Huang Ling	46	Member of Executive Committee
Ding Jianqiang	49	Member of Executive Committee and Chief Compliance Officer
Xiao Gang	53	Member of Executive Committee and Chief Information Officer
Peng Wende	56	Member of Executive Committee and Chief Risk Officer

Mr. Wang Changqing (王常青). Please see “Directors, Supervisors and Senior Management – Biographies of Directors and Senior Management – Directors – Mr. Wang Changqing.”

Mr. Li Geping (李格平). Please see “Directors, Supervisors and Senior Management – Biographies of Directors and Senior Management – Directors – Mr. Li Geping.”

Mr. Zhou Zhigang (周志鋼) is a member of Party committee, a member of the Executive Committee of the Company. Mr. Zhou joined our Company in November 2005. He has been a member of the Executive Committee since February 2009, and he also serves as a director of China Futures. Mr. Zhou currently also serves as a member of the Financing Business Committee of the Securities Association of China. Mr. Zhou served as the assistant director of the application software chamber of Institute of Computer Technology of East China, the deputy director of computer center, director of the research and development center of Shanghai Wanguo Holdings Ltd., the chief engineer and the general manager of the E-commerce department of Huaxia Securities Co., Ltd., deputy general manager, chairman of Brokerage Business Management Committee, Chief Risk Officer and Chief Compliance Officer of the Company. Mr. Zhou obtained a Bachelor of Science degree and a Master of Science degree from Fudan University. He obtained his MBA degree from CEIBS and a certificate of senior engineer.

Mr. Jiang Yueqin (蔣月勤) is a member of the Party committee and a member of the Executive Committee of the Company. Mr. Jiang joined our Company in January 2007 and has been serving as a member of the Executive Committee since May 2009. Mr. Jiang also serves as a vice chairman of the AMAC and a member of the asset management business committee of the Securities Association of China. Mr. Jiang served as a programmer of Shenzhen Shekou Xinxin Software Company, the deputy general manager of Shenzhen branch, and general manager of trading department and chief dealer of CITIC Securities Co., Ltd., the general manager of Changsheng Fund Management Co., Ltd., the assistant to general manager, administrative head of Institutional Business Department and

administrative head of Asset Management Department of our Company, and the chairman of the board of directors of China Fund. Mr. Jiang obtained a Bachelor of Engineering degree and a Master of Engineering degree from University of Electronic Science and Technology in the PRC.

Mr. Li Tiesheng (李鐵生) is a member of the Executive Committee of the Company. Mr. Li joined our Company in June 2013 and has been serving as a member of the Executive Committee since June 2013 and a director of China Securities Investment. He has also been serving as the chairman of China Capital and a director of China Securities Investment. Mr. Li served as the business manager of the securities department and the futures department as well as the general manager of Shenzhen Zhongbaoxin Financial Consultant Co. Ltd in China People's Insurance Trust and Investment Company, the deputy manager of Hong Kong Jiangnan Finance Company Limited, deputy director of Great Wall Securities Co., Ltd., general manager of New Jiangnan Investment Company Limited, a member of party committee and the vice-president of Beijing Branch of China Merchants Bank Co., Ltd. Mr. Li obtained a bachelor's degree in engineering from Beijing Institute of Technology and a master's degree in economics from Renmin University of China.

Mr. Wang Guangxue (王廣學), is a member of the Executive Committee, the Secretary of the Board and the Administrative Head of the Executive Office of the Company. Mr. Wang joined our Company in November 2005 and has been serving as the Administrative Head of the Executive Office of our Company since November 2011. He has been serving as a member of the Executive Committee and the Secretary of the Board since January and April 2014, respectively. He has also been serving as the chairman of China Futures and director of China Securities International. At present, Mr. Wang also served as a member of the Securities Industry Cultural Construction Committee of Securities Association of China, a member of the Council of China Futures Association, the Chairman of Fixed Income Operating Committee of the Securities Association of Beijing, a member of Supervisory Committee of Shanghai Futures Exchange and a member (Chairman) of the Information Technology Application Committee of the 4th Board of Directors of Dalian Commodity Exchange. Mr. Wang served as a staff of the foreign economic relations department of planning committee of Liyang City, Jiangsu Province (now known as the development and reform commission of Liyang City); the business manager, senior business director and assistant to general manager of the investment banking department of Huaxia Securities co., Ltd.; and the assistant to general manager and deputy general manager of the Investment Banking Department of our Company. Mr. Wang obtained a Bachelor of Science degree from Qingdao Ocean University (currently known as Ocean University of China), and a Master of Economics degree and a Doctor of Economics degree from Fudan University, and had the title of senior economist.

Mr. Zhang Xinfan (張昕帆), is a member of the Executive Committee, Chairman of the Brokerage Business Management Committee and the Co-Chairman of the Institutional Business Committee of the Company. Mr. Zhang joined our Company in November 2005 and has been serving as a member of the Executive Committee since January 2014 and the Chairman of the Brokerage Business Management Committee since April 2014. Mr. Zhang has been serving as the Co-Chairman of the Institutional Business Committee since September 2018 and also a director of China Futures, a member of the Committee of Securities Brokerage of the Securities Association of China, the Vice-Chairman of Wealth Management Committee of the Securities Association of Beijing. Mr. Zhang served as the director of securities business department of Dalian Branch of Industrial and Commercial Bank of China; the manager of Dalian securities business department, the deputy general manager of Shenyang branch and the deputy general manager of the brokerage business management head office of Huaxia Securities Co., Ltd.; and the deputy general manager of the Brokerage Business Management Department, the manager of the securities business department of Beijing Dongzhimen South Street and the vice-chairman of the Brokerage Business Management Committee of our Company. Mr. Zhang obtained a Bachelor's degree in Economics from Dongbei University of Finance and Economics, a Master's degree in Business Administration from Peking University and has the title of senior economist.

Mr. Liu Naisheng (劉乃生), is a member of the Executive Committee, the Chairman of the Investment Banking Business Management Committee of the Company. Mr. Liu joined our Company in March 2006. He has been serving as a member of the Executive Committee since January 2014 and the Chairman of the Investment Banking Business Management Committee since January 2021. He has also been serving as a director of China Securities International, director of Beijing Equity Trading Center and director of Beijing Shunlong Zhiyuan Enterprise Management Consulting Co., Ltd. (formerly Zhongguancun Equity Trading Service Group Co., Ltd.). Mr. Liu currently also serves as the vice chairman of Investment Banking Committee of the Securities Association of China, vice chairman of Investment Banking Quality Control Committee of Beijing Securities Association, member of the SSE Sci-Tech Board and vice chairman of the listing training committee of SZSE. Mr. Liu worked in China Xinxing Corporation (Group), China Science and Technology International Trust and Investment Co., Ltd. and China Science and technology Securities Co., Ltd. and served as the administrative head of the Investment Banking Department and director of the Investment Banking Business Committee of the Company. Mr. Liu obtained a Bachelor of Engineering degree from Beijing Institute of Machinery (currently known as Beijing Information Science & Technology University) and obtained an MBA degree from Tsinghua University, and has the qualification of sponsor representative of A Shares.

Mr. Huang Ling (黃凌), is a member of the Executive Committee, Chairman of the Institutional Business Committee and Co-Chairman of the Investment Banking Business Management Committee of the Company. Mr. Huang joined our Company in November 2005 and has been serving as a member of the Executive Committee from January 2014, Chairman of the Institutional Business Committee from September 2018, and Co-Chairman of the Investment Banking Business Management Committee from January 2021. He has also been serving as the Chairman of the board of directors of China Fund and a director of China Securities International. Mr. Huang has also been serving as the vice chairman of the Green Development Committee of Securities Association of China, the vice chairman of the Bond Development Committee of the Council of Shanghai Stock Exchange, and a member of the Asset Management Business Committee of Beijing Securities Association. Mr. Huang served as a senior business director of the general management department of Huaxia Securities Co., Ltd., and the assistant to the general manager of the debt business department, administrative head of the Bond Underwriting Department, and the Co-Director of the Investment Banking Business Committee of the Company. Mr. Huang obtained a Bachelor's degree in economics from China Institute of Finance, a Master's degree in economics from the Graduate School of the PBOC (currently known as PBC School of Finance, Tsinghua University), and a Ph.D. in economics from Hunan University. He has the title of senior economist.

Mr. Ding Jianqiang (丁建強), is a member of Executive Committee, Chief Compliance Officer and administrative head of the Legal and Compliance Department of the Company. Mr. Ding joined our Company in November 2005, and has been serving as the administrative head of the Legal and Compliance Department since January 2007, member of Executive Committee since April 2019, and the Chief Compliance Officer since May 2019. Mr. Ding also serves as a director of China Securities Investment. Mr. Ding also serves as a member of Securities Compliance Committee of Securities Association of China (中國證券業協會), a member of Securities Compliance Committee of Securities Association of Beijing. Mr. Ding previously served as an assistant to the general manager of Legal Affairs Department of Huaxia Securities Co., Ltd., the assistant to the general manager of the Legal and Compliance Department and the Chief Lawyer of the Company. Mr. Ding obtained a Bachelor's Degree in law from China University of Political Science and Law, and obtained professional qualification as a lawyer.

Mr. Xiao Gang (肖鋼), is a member of Executive Committee of the Company, Chief Information Officer and administrative head of the IT Department. Mr. Xiao joined our Company in November 2005 and has been serving as the administrative head of the IT Department since August 2012; and a member of Executive Committee, the Chief Information Officer since April 2019. Mr. Xiao currently served as a member of Information Technology Committee of the Securities Association of China, the Chairman of the Fintech and Information Technology Committee of Beijing Securities Association, an expert in

Fintech Research and Development Center (Shenzhen) of Securities and Futures Industry of SZSE, a member of WG22 and WG5 Working Groups and a chief expert of WG43 Working Group of Securities Sub-committee of China Financial Standardization Technical Committee (CFSTC). Mr. Xiao worked in Beijing Kangtaike Electronic Technology Co., Ltd. (北京康泰克電子技術有限公司), and served as a senior engineer of Computer Center of Huaxia Securities Co., Ltd., a senior engineer and deputy general manager of IT Department of the Company. Mr. Xiao obtained a Bachelor's degree in Computer Application from Beijing Union University and has the professional qualification as an engineer.

Mr. Peng Wende (彭文德), is a member of the Executive Committee, the Chief Risk Officer and the administrative head of the Risk Management Department of the Company. Mr. Peng joined our Company in November 2005 and has been serving as a member of the Executive Committee of the Company since July 2019, the administrative head of the Risk Management Department since February 2023 and the Chief Risk Officer since March 2023. In addition, he is also a supervisor of China Securities Investment. Mr. Peng served as the head of Engineering Department of Xinda Industrial Co., Ltd. (鑫達實業有限公司), the deputy general manager of Guangzhou Branch, the general manager of Beijing Sanlihe Securities Business Department and the general manager of Chongqing Branch of Huaxia Securities Co., Ltd., the general manager of Southwest Management Headquarters of the Company, the chairman of China Futures, and a director, general manager and chairman of the Executive Committee of China Securities International. Mr. Peng obtained a Bachelor's degree in Engineering from Huazhong University of Science and Technology, a Master's degree in Management Engineering from South China University of Technology, and a Doctoral Degree in Enterprise Management from Sun Yatsen University.

Board Committees

We have formed four board committees, namely the Development Strategy Committee, the Risk Management Committee, the Audit Committee and the Remuneration and Nomination Committee.

Development Strategy Committee

The Development Strategy Committee consists of six directors, namely Mr. Wang Changqing, Mr. Li Geping, Ms. Zhu Jia, Mr. Yang Dong, Ms. Wang Hua and Mr. Lai Guanrong. Mr. Wang Changqing currently serves as the chairman of the committee. The Development Strategy Committee is responsible for researching and forecasting the Company's long-term development strategy and establishing the Company's development strategy plans. The primary duties of the Development Strategy Committee include, but are not limited to, the following:

- understanding and mastering the overall operations of the Company;
- understanding, analysing and mastering the current conditions of international and domestic markets;
- understanding and mastering relevant policies of the State;
- understanding the cultural construction of the Company, evaluating the operation status of the Company's cultural concept and strategy integration development mechanism, and improving the compatibility between the Company's culture and development strategy;
- studying the short, medium and long-term development strategies of the Company or the relevant issues;
- providing consultancy advice on the Company's major decisions on long-term development strategy and major investments, reform etc.;
- reviewing and approving research reports on development strategies;

- issuing routine research reports regularly or from time to time; and
- performing such other duties determined by the Board and required by the listing rules or regulatory requirement of the place where the ordinary shares of the Company are listed.

Risk Management Committee

The Risk Management Committee comprises five Directors, namely Mr. Li Geping, Mr. Yang Dong, Ms. Wang Hua, Mr. Zhou Chengyue and Mr. Zhang Zheng. The Risk Management Committee shall be mainly responsible to monitor the overall risk management of the Company and control such risks within reasonable limits, so as to ensure that the Company may implement effective risk management plans with respect to various risks in the business related activities of the Company. The primary duties of the Risk Management Committee are as follows:

- to review and advise on the general objectives and basic policies of compliance management and risk management;
- to determine strategic structures and resources for the risk management of the Company, and to ensure that they are compatible with the internal risk management policies of the Company;
- to review and advise on the establishment and duties of the institution for compliance management and risk management;
- to evaluate the risks relating to major decisions to be considered and approved by the Board and the solutions for such major risks, and to provide advice in this regard;
- to define the limits of major risks;
- to supervise, examine and make recommendation to the Board on relevant risk management policies;
- to review and approve the compliance reports and risk evaluation reports required to be considered and approved by the Board, and providing advice in this regard; and
- other duties to be determined by the Board of Directors and other duties required by the listing rules or regulatory requirements of the places where the Company's shares are listed.

Audit Committee

The Audit Committee comprises three Directors, namely Mr. Wu Xi, Mr. Po Wai Kwong and Mr. Zhou Chengyue. Mr. Wu Xi currently serves as the chairman of the Audit Committee. The Audit Committee is responsible for the compliance control of the operating management and investment business of the Company and the review and supervision of the internal auditing works and results of the Company. The primary duties of the Audit Committee are as follows:

- to supervise the annual audit and make judgment on the truthfulness, accuracy and completeness of the audited information contained in the financial reports before submitting the reports to the Board;
- to propose to engage or dismiss the external auditor of the Company, and to supervise the practice of external auditors;
- to supervise the internal audit system and its implementation;
- to be responsible for the communications between the internal audit and the external audit;

- to review and approve the financial information of the Company and its disclosure;
- to examine the internal control system of the Company; and
- other duties determined by the Board of Directors and other duties required by the listing rules or regulatory requirements of the places where the Company's shares are listed.

Remuneration and Nomination Committee

The Remuneration and Nomination Committee comprises five Directors, namely Mr. Lai Guanrong, Mr. Wang Changqing, Mr. Po Wai Kwong, Mr. Zhang Zheng and Mr. Wu Xi. Mr. Lai Guanrong currently serves as the chairman of the Remuneration and Nomination Committee. The Remuneration and Nomination Committee is mainly responsible for formulation of the appraisal standards of the Company's Directors and the senior management, as well as conducting appraisal; formulation and examination of remuneration policy and proposal for the Directors and the senior management (including but not limited to performance evaluation standards, procedures and major evaluation systems, major programs and systems of incentives and penalties); researching the selection standard of Directors and the senior management and making suggestions of the candidates. The primary duties of the Remuneration and Nomination Committee are as follows:

- to formulate and implement a performance evaluation system responsive to the changing market conditions, competitive remuneration package and the incentive measures for awards and punishments related to operating results, in accordance with the features of the financial and securities industry, the respective scope, responsibilities, significance of the Directors and senior management and remuneration levels of similar positions in other relevant enterprises;
- to assess the fulfillment of duties of the Directors and senior management of the Company and to appraise their annual performance;
- to review and advise on the appraisal and remuneration system for the Directors and senior management;
- to monitor the implementation of the remuneration system for the Directors and senior management;
- to review and advise on the election standards and procedures of the Directors and senior management; to search for eligible candidates for Directors and senior management; to review and provide opinions on the qualification criteria of candidates for Directors and senior management; and
- other duties determined by the Board of Directors and other duties required by the listing rules or regulatory requirements of the places where the Company's shares are listed.

TAXATION

The sub-section titled “Profits Tax” on pages 171 to 172 of the Original Offering Circular shall be deleted in its entirety and replaced with the following:

Hong Kong profits tax is chargeable on every person carrying on a trade, profession or business in Hong Kong in respect of profits arising in or derived from Hong Kong from such trade, profession or business (excluding profits arising from the sale of capital assets).

Interest on the Notes may be deemed to be profits arising in or derived from Hong Kong from a trade, profession or business carried on in Hong Kong in the following circumstances:

- (i) interest on the Notes is derived from Hong Kong and is received by or accrues to a corporation carrying on a trade, profession or business in Hong Kong;
- (ii) interest on the Notes is derived from Hong Kong and is received by or accrues to a person, other than a corporation, carrying on a trade, profession or business in Hong Kong and is in respect of the funds of that trade, profession or business;
- (iii) interest on the Notes is received by or accrues to a financial institution (as defined in the Inland Revenue Ordinance (Cap. 112) of Hong Kong (the “**IRO**”)) and arises through or from the carrying on by the financial institution of its business in Hong Kong; or
- (iv) interest on the Notes is received by or accrues to a corporation, other than a financial institution, and arises through or from the carrying on in Hong Kong by the corporation of its intra-group financing business (within the meaning of section 16(3) of the IRO).

Sums received by or accrued to a financial institution by way of gains or profits arising through or from the carrying on by the financial institution of its business in Hong Kong from the sale, disposal or redemption of Bonds will be subject to Hong Kong profits tax. Sums received by or accrued to a corporation, other than a financial institution, by way of gains or profits arising through or from the carrying on in Hong Kong by the corporation of its intra-group financing business (within the meaning of section 16(3) of the IRO) from the sale, disposal or other redemption of Bonds will be subject to Hong Kong profits tax.

Sums derived from the sale, disposal or redemption of Bonds will be subject to Hong Kong profits tax where received by or accrued to a person, other than a financial institution, who carries on a trade, profession or business in Hong Kong and the sum has a Hong Kong source unless otherwise exempted. The source of such sums will generally be determined by having regard to the manner in which the Notes are acquired and disposed of.

In addition, the Inland Revenue (Amendment) (Taxation on Specified Foreign-sourced Income) Ordinance 2022 (Cap. 112) of Hong Kong (the “**Amendment Ordinance**”) came into effect on 1 January 2023. Under the Amendment Ordinance, certain foreign-sourced interest on the Notes and gains from the sale, disposal or redemption of Bonds accrued to an MNE entity (as defined in the Amendment Ordinance) carrying on a trade, profession or business in Hong Kong are regarded as arising in or derived from Hong Kong and subject to Hong Kong profits tax when they are received in Hong Kong. The Amendment Ordinance also provides for relief against double taxation in respect of certain foreign-sourced income and transitional matters.

In certain circumstances, Hong Kong profits tax exemptions (such as concessionary tax rates) may be available. Investors are advised to consult their own tax advisors to ascertain the applicability of any exemptions to their individual position.

SUMMARY OF RELEVANT PRC AND HONG KONG LAWS AND REGULATIONS

The section in “Regulation on the Issuance of Foreign Notes” on pages 179 of the Original Offering Circular shall be deemed to be amended and replaced with the following:

Regulation on the Issuance of Foreign Notes

NDRC issued the NDRC Order 56 on 5 January 2023, which came into effect on 10 February 2023. Pursuant to the NDRC Order 56, Chinese enterprises and their overseas controlled entities or branches are required to, with respect to their foreign debt with a contract maturity of over one year (excluding), obtain a registration certificate from NDRC before raising such foreign debt. In addition to such registration requirement, Chinese enterprises and their overseas controlled entities are also required to, after raising any foreign debt with a contract maturity of over one year: (i) submit to NDRC the debt-raising information (including, without limitation, major operational indicators of such enterprise and details on the relevant foreign debt) within 10 PRC business days after the completion of the issuance or drawdown of such foreign debt, (ii) submit to NDRC information on foreign debt raised under the registration certificate within 10 PRC business days after the expiry date of such registration certificate, (iii) submit to NDRC the requisite information, including, without limitation, the use of proceeds, history and future plans for the payment of principal and interest and major operational indicators, within 5 PRC business days before the end of January and July of each year, and (iv) submit the relevant information to NDRC promptly upon the occurrence of any material event that may affect the due performance of its obligations under their foreign debt and take measures to avoid the spill over of default risks of their onshore debt securities and cross-default risks.

Failure to comply with the registration requirement under the NDRC Order 56 before raising any foreign debt may result in the relevant enterprises and their key person-in-charge being imposed regulatory actions, including mandatory consultations and public warnings. NDRC may require mandatory rectifications, or, in the cases of aggravated violation, issue regulatory warnings, to enterprises that fail to comply with the reporting obligations under the NDRC Order 56. If the enterprise fails to submit the relevant information within the required rectification period, NDRC may impose regulatory warnings against such enterprise and its key person-in-charge.

The section in “Securities Brokerage” on pages 185 of the Original Offering Circular shall be deemed to be amended and replaced with the following:

Securities Brokerage

According to the provisions of the Regulations on Supervision (《證券公司監督管理條例》) (effective from 1 June 2008 and amended on 29 July 2014) and the Administrative Measures on Securities Brokerage Services (《證券經紀業務管理辦法》) (effective from 28 February 2023), a securities company engaging in securities brokerage business shall perform the following duties in accordance with the law:

- Carrying out marketing activities in a regulated manner;
- Fully understanding investors and performing suitability management obligations;
- Implementing the requirements of the real-name account system;
- Performing anti-money laundering obligations;
- Managing and monitoring investors’ opening and use of accounts, fund transfer and securities trading, etc.;
- Ensuring the safety and continuity of the trading of investors;
- Carrying out investor education;

- Preventing illegal and irregular securities trading activities;
- Maintaining the normal market order; and
- Other duties as prescribed by the CSRC, stock exchanges and the China Securities Depository and Clearing Corporation Limited.

In addition, the Administrative Measures on Securities Brokerage Services also established certain requirements for securities companies engaging in securities brokerage services, such as conduct unified management of the accounts, assets, systems, personnel, premises, etc. involved in securities brokerage services, and adopt measures to identify, monitor and dispose of various types of risks, strengthen unified management of marketing activities to prevent practitioners from carrying out business activities in violation of regulations and so on.

The section in “Securities Asset Management” on pages 189 to 190 of the Original Offering Circular shall be deemed to be amended and replaced with the following:

Securities Asset Management

According to the Administrative Measures on Private Offering Asset Management Business of Securities and Futures Business Organisations (《證券期貨經營機構私募資產管理業務管理辦法》), which was latest amended on 12 January 2023 and took effective on 1 March 2023, and the Circular on Strengthening Supervision on Asset Management Business of Securities Companies (《關於加強證券公司資產管理業務監管的通知》)(effective from 14 March 2013), securities and futures business organisation engaging in private offering asset management business shall be subject to approval by the CSRC pursuant to the law, unless otherwise stipulated by laws, administrative regulations and the CSRC. Securities companies may set up a single asset management plan for a single investor, or set up a collective asset management plan for multiple investors. The number of investors of a collective asset management plan shall not be less than two, and shall not exceed 200.

The Administrative Regulations on Asset-backed Securitisation of Securities Companies and Subsidiaries of Fund Management Companies (《證券公司及基金管理公司子公司資產證券化業務管理規定》)(promulgated on 19 November 2014 with immediate effect) allows securities companies and subsidiaries of fund management companies which are qualified for client asset management to conduct the asset-backed securitisation business.

Pursuant to the Interim Provisions on Operation and Management of Private Asset Management Business of Securities and Futures Operation Institutions (《證券期貨經營機構私募資產管理業務運作管理暫行規定》)(promulgated on 14 July 2016 with effect from 18 July 2016), securities companies (i) shall neither sell asset management plans in breach of rules, nor engage in such acts as inappropriate publicity, misleading or deceiving investors, or in any means guaranteeing to the investors that their principal will not suffer any loss or promising a minimum return, (ii) shall establish a structured asset management plan and shall not violate the principle of “sharing of interests and risks and matching risks with returns”, (iii) shall not entrust any individual or unqualified third party with the provisions of investment advice, and managers shall not be exempted from legal liability on the grounds of such entrustment, and (iv) shall not engage in or participate in private asset management business with a “cash-pooling feature”.

The section in “Securities Underwriting and Sponsorship” on pages 192 to 193 of the Original Offering Circular shall be deemed to be amended and replaced with the following:

Securities Underwriting and Sponsorship

According to the regulations of the Administrative Measures for the Sponsorship of the Offering and Listing of Securities (《證券發行上市保薦業務管理辦法》)(effective from 12 June 2020 and amended on 17 January 2023 with effect from the same date), securities companies shall apply for the sponsoring

institution qualification from the CSRC to sponsor the offering and listing business of securities. Issuers shall employ securities companies which have obtained sponsoring institution qualification to perform the sponsorship duties for the following matters: initial public offerings, public issuance of shares to non-specific qualified investors and list the shares on the Beijing Stock Exchange, issuance of new shares or convertible corporate notes by listing companies, public issuance of depository receipts, and other conditions identified by the CSRC.

Any securities firm applying for sponsoring institution qualification shall meet the following requirements:

- its registered capital and net capital shall comply with relevant requirements;
- it shall have comprehensive systems of corporate governance and internal control and indicators of risk control in line with relevant regulations;
- its sponsor business shall have sound mechanisms of business procedures, internal risk assessment and control, as well as a reasonable internal structure, proper research and sales capabilities, and other background support;
- it shall have a strong sponsor business team, with reasonable professional structure, and the number of professionals shall not be less than 35, among which, the number of personnel who have engaged in sponsor-related businesses during the past three years shall not be less than 20;
- the number of its professionals who have qualified as sponsor representatives shall not be less than four;
- It shall not have been punished due to grave violation of any law or regulation in the past two years, imposed with any major regulatory measures in the past year, or investigated by any relevant agency or industrial self-disciplinary organization due to grave violation of any law or regulation; and
- it shall meet other requirements of the CSRC.

In addition, the Views of the CSRC on Further Promoting IPO Reform (《中國證監會關於進一步推進新股發行體制改革的意見》)(promulgated on 30 November 2013 with immediate effect) further stipulated that sponsor institutions and securities service institutions shall undertake in public offering and listing documents that if false, or misleading statements are made, or a material omission occurs in the documents issued, prepared and produced by issuers for initial public offerings which result in losses to investors, then sponsor institutions and securities service organisations must compensate the losses of investors in accordance with the law.

According to the Administrative Measures for the Issuance and Trading of Corporate Notes (《公司債券發行與交易管理辦法》)(effective from 15 January 2015 and amended on 26 February 2021), the issuance of corporate notes shall be underwritten by securities companies with qualification to engage in securities underwriting business. When underwriting corporate notes, underwriters shall be in compliance with the Administrative Measures for the Issuance and Trading of Corporate Notes (《公司債券發行與交易管理辦法》) and applicable regulations on due diligence, risk control and internal control issued by the CSRC and the SAC, to formulate a strict risk management system, and to internal control system and enhance pricing and placing management.

The section in “Corporate Governance and Risk Control of Asset Management Company” on pages 196 to 197 of the Original Offering Circular shall be deemed to be amended and replaced with the following:

Corporate Governance and Risk Control of Asset Management Company

Corporate governance

Pursuant to provisions of the Regulations on Formation of Subsidiaries of Securities Companies (Provisional)(《證券公司設立子公司試行規定》)(as amended on 11 October 2012), as the subsidiary of a securities company, an asset management company shall establish a sound corporate governance structure, sound risk management system, compliance management system and internal control system, and a securities company shall not take advantage of its capacity as controlling shareholder to damage the legal rights and interests of its asset management subsidiaries and their clients. Proper Chinese Wall systems should be established between a securities company and its asset management subsidiaries to avoid potential risk transference or conflicts of interests.

Risk control

In accordance with provisions of the Administrative Measures on Private Offering Asset Management Business of Securities and Futures Business Organisations (《證券期貨經營機構私募資產管理業務管理辦法》)(latest amended on 12 January 2023 and took effective on 1 March 2023), securities companies shall comply with prudent operation rules, formulate scientific and reasonable investment strategies and risk management system, effectively prevent and control risks, and ensure that their business matches their capital, management capacity and risk control level, and shall implement centralised operation management, establish and improve upon internal control and compliance management system, adopt effective measures, manage private offering asset management business and other businesses separately, control improper flow and use of sensitive information, and prevent insider trading, use of undisclosed information for trading, conflict of interest and profit tunneling.

Pursuant to Regulations on the Operation and Management of Private Asset Management Plans for Securities and Futures Operators (《證券期貨經營機構私募資產管理計劃運作管理規定》)(latest amended on 12 January 2023 and took effective on 1 March 2023), a securities and futures operator shall prepare a risk disclosure statement when raising funds under an asset management scheme. The risk disclosure shall have targeted content and a clear, definite and understandable statement, and fully disclose various risks, such as the market risk, credit risk, liquidity risk, operational risk, related-party transaction risk and specific risk in regard to the employment of investment consultants in an eye-catching manner.

The section in “Corporate Governance and Risk Control of Sponsoring Institution” on pages 197 of the Original Offering Circular shall be deemed to be amended and replaced with the following:

Corporate Governance and Risk Control of Sponsoring Institution

Corporate governance

Pursuant to provisions of the Regulations on Formation of Subsidiaries of Securities Companies (Provisional)(《證券公司設立子公司試行規定》)(as amended on 11 October 2012), as the subsidiary of a securities company, a company engaged in securities sponsoring and underwriting business shall establish a sound corporate governance structure, sound risk management system, compliance management system and internal control system, and a securities company shall not take advantage of its capacity as controlling shareholder to damage the legal rights and interests of its subsidiaries and their clients. Proper Chinese Wall systems should be established between a securities company and its subsidiaries to avoid potential risk transference or conflicts of interests.

Risk control

According to provisions of the Measures for the Administration of the Sponsorship of the Offering and Listing of Securities (《證券發行上市保薦業務管理辦法》)(effective from 14 June 2009 and amended on 7 December 2017, 12 June 2020 and 17 February 2023), a sponsoring institution shall establish a sound

internal control system for sponsorship and establish as well as improve the due diligence system, guidance system, internal auditing system for documents of application, system of continuing supervision over the issuer after the listing of securities, continuing training system for sponsor representatives and sponsorship-related personnel as well as a system for work paper, and maintain separate work papers for sponsorship work related to each project.

The section in “Issuance of Foreign Debts” on pages 199 of the Original Offering Circular shall be deemed to be deleted in its entirety.

GENERAL INFORMATION

The section in “General Information” on pages 215 to 216 of the Original Offering Circular shall be deemed to be deleted in its entirety and replaced with the following:

AUTHORISATIONS

The Issuer and the Guarantor have obtained all necessary consents, approvals and authorisations in connection with the establishment of the Programme and the issue of the Notes thereunder, provided that (1) the size of the Notes is in the scope authorised by the board of directors and the resolutions of shareholders’ meeting of the Guarantor; (2) as for each Tranche of Notes, the pre-issue registration in accordance with the NDRC Circular or the NDRC Order 56 issued by the NDRC is obtained. The establishment of the Programme and the issue of the Notes thereunder was authorised by the resolutions of the board of directors of the Issuer passed on 15 July 2020 and the resolutions of the board of directors of the Guarantor passed on 10 February 2023.

The Guarantor has obtained all necessary consents, approvals and authorisations in connection with the giving and performance of the Guarantee, provided that (1) the size of the Notes is in the scope authorized by the board of directors and the resolutions of shareholders’ meeting of the Guarantor; (2) as for each Tranche of Notes, the pre-issue registration in accordance with the NDRC Circular or the NDRC Order 56 issued by the NDRC is obtained; and (3) the relevant Guarantee is registration with SAFE or its local branches.

The PRC counsel to the Issuer, the Guarantor and the Dealers have advised that no approvals or consents are required from any regulatory authorities or other relevant authorities in the PRC for the Issuer and the Guarantor to enter into the Trust Deed and the Agency Agreement and the Guarantor to enter into the Deed of Guarantee, provided that (1) the size of the Notes is in the scope authorised by the board of directors and the resolutions of shareholders’ meeting of the Guarantor; (2) as for each Tranche of Notes, the pre-issue registration in accordance with the NDRC Circular or the NDRC Order 56 issued by the NDRC is obtained; and (3) the relevant Guarantee is registered with SAFE or its local branches.

LITIGATION

There are no legal or arbitration proceedings against or affecting the Issuer, the Guarantor, any of their respective subsidiaries or any of their assets, and neither of the Issuer nor the Guarantor is aware of any pending or threatened proceedings, which are material in the context of the issue of the Notes or the giving of the Guarantee.

NO MATERIAL ADVERSE CHANGE

Since 31 December 2022, there has been no material adverse change, nor any development or event involving a prospective material adverse change, in or affecting the general affairs, financial condition, results of operations or prospects of the Issuer, the Guarantor and any of their respective subsidiaries.

DOCUMENTS AVAILABLE

For so long as Notes may be issued pursuant to this Supplemental Offering Circular and the Original Offering Circular, copies of the following documents will be available (upon written request and proof of holding and identity satisfactory to the Trustee), during usual business hours (being between 9:00 a.m. and 3:00 p.m., Hong Kong time) on any weekday (Saturdays, Sundays and public holidays excepted), for inspection at the principal office of the Agents, being at the date of this Supplemental Offering Circular, at Level 24, HSBC Main Building, 1 Queen’s Road Central, Hong Kong:

- (i) the Trust Deed (which includes the form of the Notes in global and definitive form);

- (ii) the Agency Agreement; and
- (iii) the Deed of Guarantee.

For so long as Notes may be issued pursuant to this Supplemental Offering Circular and the Original Offering Circular, copies of the following documents will be available (upon written request and proof of holding and identity satisfactory to the Issuer), during usual business hours (being between 9:00 a.m. and 3:00 p.m., Hong Kong time) on any weekday (Saturdays, Sundays and public holidays excepted), for inspection at the principal office of the Issuer, being at the date of this Supplemental Offering Circular, at 18/F, Two Exchange Square, Central, Hong Kong:

- (i) the constitutive documents of each of the Issuer and the Guarantor;
- (ii) the audited consolidated financial statements of the Guarantor as at and for the years ended 31 December 2020, 2021 and 2022;
- (iii) the Pricing Supplements; and
- (iv) a copy of the Original Offering Circular together with this Supplemental Offering Circular and any other documents incorporated herein or therein referenced.

CLEARING OF THE NOTES

Notes have been accepted for clearance through the CMU. The relevant CMU instrument numbers, ISIN codes and common codes will be set out in the relevant Pricing Supplement relating to each Series of Notes. The Issuer may also apply to have the Notes accepted for clearance through the Euroclear and Clearstream systems. The relevant ISIN and the Common Code will be specified in the applicable Pricing Supplement. If the Notes are to clear through an additional or alternative clearing system, the appropriate information will be set out in the relevant Pricing Supplement.

FINANCIAL STATEMENTS

The Consolidated Financial Statements, which are included elsewhere in the Original Offering Circular, have been audited by PwC, the Guarantor's independent auditor, as stated in their reports appearing herein.

The 2022 Historical Financial Statements, which are included elsewhere in this Supplemental Offering Circular, have been audited by PwC, the Guarantor's independent auditor, as stated in their report appearing herein.

LISTING OF NOTES

Application has been made to the Hong Kong Stock Exchange for the listing of the Programme, and for the permission to deal in, and for the listing of, the Notes issued under the Programme during the 12-month period after the date of the Original Offering Circular on the Hong Kong Stock Exchange by way of debt issues to Professional Investors only. The issue price of the Notes listed on the Hong Kong Stock Exchange will be expressed as a percentage of their nominal amount. It is expected that dealings will, if permission is granted to deal in and for the listing of such Notes, commence on or about the next business day following the date of issue of the Notes. Admission to the Hong Kong Stock Exchange and quotation of any Notes on the Hong Kong Stock Exchange is not to be taken as an indication of the merits of the Programme, the Notes, the Guarantee, the Issuer, the Guarantor or the Group. The Hong Kong Stock Exchange assumes no responsibility for the correctness of any of the statements made or opinions or reports contained herein.

TEFRA D LEGEND

Notes issued pursuant to TEFRA D (other than temporary Global Notes) and any Coupons, Receipts and Talons appertaining thereto will bear the following legend: “Any United States person who holds this obligation will be subject to limitations under the United States income tax laws, including the limitations provided in Sections 165(j) and 1287(a) of the Internal Revenue Code”.

INDEX TO FINANCIAL STATEMENTS

Audited Consolidated Financial Statements for the year ended 31 December 2022

Independent Auditor's Report	F-2
Consolidated Income Statement	F-10
Consolidated Statement of Comprehensive Income	F-11
Consolidated Statement of Financial Position	F-12
Consolidated Statement of Changes in Equity	F-14
Consolidated Statement of Cash Flows	F-16
Notes to the Consolidated Financial Statements	F-18

INDEPENDENT AUDITOR'S REPORT

To the Shareholders of CSC Financial Co., Ltd.
(Incorporated in the People's Republic of China with limited liability)

OPINION

What we have audited

The consolidated financial statements of CSC Financial Co., Ltd. (the "Company") and its subsidiaries (the "Group"), which are set out on pages 182 to 304, comprise:

- the consolidated statement of financial position as at 31 December 2022;
- the consolidated income statement for the year then ended;
- the consolidated statement of comprehensive income for the year then ended;
- the consolidated statement of changes in equity for the year then ended;
- the consolidated statement of cash flows for the year then ended; and
- the notes to the consolidated financial statements, which include significant accounting policies and other explanatory information.

Our opinion

In our opinion, the consolidated financial statements give a true and fair view of the consolidated financial position of the Group as at 31 December 2022, and of its consolidated financial performance and its consolidated cash flows for the year then ended in accordance with International Financial Reporting Standards ("IFRSs") and have been properly prepared in compliance with the disclosure requirements of the Hong Kong Companies Ordinance.

INDEPENDENT AUDITOR'S REPORT (CONTINUED)

BASIS FOR OPINION

We conducted our audit in accordance with International Standards on Auditing (“ISAs”). Our responsibilities under those standards are further described in the Auditor’s Responsibilities for the Audit of the Consolidated Financial Statements section of our report.

We believe that the audit evidence we have obtained is sufficient and appropriate to provide a basis for our opinion.

Independence

We are independent of the Group in accordance with the International Code of Ethics for Professional Accountants (including International Independence Standards) issued by the International Ethics Standards Board for Accountants (“IESBA Code”), and we have fulfilled our other ethical responsibilities in accordance with the IESBA Code.

KEY AUDIT MATTERS

Key audit matters are those matters that, in our professional judgement, were of most significance in our audit of the consolidated financial statements of the current period. These matters were addressed in the context of our audit of the consolidated financial statements as a whole, and in forming our opinion thereon, and we do not provide a separate opinion on these matters.

Key audit matters identified in our audit are summarized as follows:

- Consolidation of structured entities
- Expected credit impairment allowance of Margin accounts, Financial assets held under resale agreements and Financial assets at fair value through other comprehensive income (debt instruments)
- Valuation of financial instruments measured at fair value and classified as Level 3

INDEPENDENT AUDITOR'S REPORT (CONTINUED)

Key Audit Matter	How our audit addressed the Key Audit Matter
Consolidation of structured entities	
Refer to Note 2.3, 3.2(5) and 48 to the consolidated financial statements.	We obtained an understanding of the management's internal control and assessment process of the consolidation assessment of structured entities, and assessed the inherent risk of material misstatement by considering the degree of estimation uncertainty and level of other inherent risk factors.
The Group acted as asset manager for, or invested in, a number of investment funds and asset management plans which were structured entities. Management made significant judgements when concluding on whether the Group controlled, and therefore should consolidate these structured entities.	We evaluated and tested the effectiveness of the design and operation of the Group's internal controls related to the consolidation assessment of structured entities, including the judgement of power, the calculation of variable returns, and the consolidation scope and results.
Management has determined that the Group had control of certain structured entities based on their assessment of: i) the Group's power over the entities; ii) its exposure to variable returns from its involvement with those entities; and iii) its ability to use its power to affect the amount of its returns from these structured entities. Those structured entities over which Management has concluded the Group had control have been consolidated and their aggregated total assets were RMB8,328.45 million as at 31 December 2022.	We read a sample of the contracts from the Group's asset management and investment portfolio to assess: i) the extent of power the Group had over its structured entities; ii) the Group's exposure or rights to variable returns from its involvement with those structured entities; and iii) the relationship between the Group's power and returns with respect to the structured entities.
The significant judgements exercised by Management in assessing whether the Group had control over the structured entities and the amount of structured entities managed or invested by the Group resulted in this matter being identified as a key audit matter.	We selected a sample of Management's calculations of the Group's exposure or rights to variable returns from its involvement with the structured entities. We then traced the data used in these calculations back to the related contracts and other materials, and re-performed the calculations to test their accuracy.
	Based on the audit procedures performed above, the judgements of consolidating structured entities made by Management were considered acceptable.

INDEPENDENT AUDITOR'S REPORT (CONTINUED)

Key Audit Matter	How our audit addressed the Key Audit Matter
<p>Expected credit impairment allowance of Margin accounts, Financial assets held under resale agreements and Financial assets at fair value through other comprehensive income (debt instruments)</p> <p>Refer to Notes 3.1(5), 3.2(1), 13, 23, 24, 28 and 53.1 to the consolidated financial statements.</p> <p>As at 31 December 2022, the Group recognized the following financial assets in its consolidated statement of financial position:</p> <ul style="list-style-type: none"> • Margin accounts amounted to RMB54,146.42 million with a credit loss allowance of RMB1,275.83 million; • Financial assets held under resale agreements amounted to RMB26,080.97 million with a credit loss allowance of RMB529.67 million; • Financial assets at fair value through other comprehensive income (debt instruments) amounted to RMB70,629.67 million with a credit loss allowance of RMB743.03 million. <p>The credit impairment losses for the aforesaid financial assets recognized in the Group's consolidated income statement for the year ended 31 December 2022 amounted to RMB293.81 million.</p>	<p>We obtained an understanding of the management's internal control and assessment process of expected credit impairment allowance of margin accounts, financial assets held under resale agreements, and financial assets at fair value through other comprehensive income (debt instruments), and assessed the inherent risk of material misstatement by considering the degree of estimation uncertainty and level of other inherent risk factors.</p> <p>We understood, evaluated and tested the Group's internal controls relating to the measurement of ECL, primarily including:</p> <ol style="list-style-type: none"> (1) Governance over ECL models, including the selection and approval of modelling methodology; and the ongoing monitoring and optimization of the models; (2) Significant management judgements and assumptions, including the judgement of model selections, parameters estimation, significant increase in credit risk ("SICR"), defaults and credit-impaired, and the approval of forward-looking measurements; (3) Internal controls over the accuracy and completeness of key inputs used by the models; (4) Internal controls relating to estimated future cash flows for the financial assets classified under Stage 3.

INDEPENDENT AUDITOR'S REPORT (CONTINUED)

Key Audit Matter	How our audit addressed the Key Audit Matter
<p>Management applied a three – stage impairment model to calculate their ECL. For such financial assets classified under Stages 1 and 2, Management assessed credit loss allowances using the risk parameter modelling approach that incorporated key parameters, including probability of default, loss given default and exposure at default. For credit-impaired financial assets classified under Stage 3, Management assessed the credit loss allowances by estimating the cash flows expected to arise from the financial assets.</p>	<p>We assessed the appropriateness of the modelling methodologies adopted for ECL measurement, and examined key inputs used by the models, including related financial assets risk exposure, the value of the collateral of Margin accounts and Financial assets held under resale agreements, credit rating information of the debt instruments etc, on a sample basis.</p>
<p>The measurement model for ECL involves significant management judgements and assumptions for each type of product and investment, primarily including the following:</p>	<p>We examined appropriateness of the management's application of SICR, defaults and credit impairment criteria on a sample basis, based on information such as the borrower's credit, guarantees and overdue days, etc.</p>
<ol style="list-style-type: none"> <li data-bbox="151 1003 774 1099">(1) Selection of the appropriate models and determination of relevant key measurement parameters; <li data-bbox="151 1133 774 1229">(2) Criteria for determining whether or not there was a significant increase in credit risk, or a default or impairment loss was incurred; <li data-bbox="151 1263 774 1323">(3) Determination of forward-looking measurements and weightings; and <li data-bbox="151 1357 774 1417">(4) The estimated future cash flows for the financial assets classified under Stage 3. 	<p>For forward-looking measurements, we assessed the management's setting of economic scenarios and weightings, the selection of economic indicators and the reasonableness of the prediction of economic indicators by using statistical techniques. In addition, we performed sensitivity analysis of economic scenarios and weightings.</p>
<p>The Group has established governance processes and controls over the measurement of ECL.</p>	<p>For financial assets classified under Stage 3, we examined, on a sample basis, the credit loss allowance calculated by Management with reference to information of borrowers, the latest collateral valuations and payback period, etc.</p>
<p>For measuring ECL, the Group developed a number of complex models, adopted numerous parameters and data inputs, and applied significant management judgements and assumptions. In addition, the amounts involved were significant to the Group's consolidated financial statements. This led to this matter being identified as a key audit matter.</p>	<p>Based on the audit procedures performed, we considered the models, key parameters, significant judgements and assumptions adopted by Management in the ECL measurement and the measurement result to be acceptable.</p>

INDEPENDENT AUDITOR'S REPORT (CONTINUED)

Key Audit Matter	How our audit addressed the Key Audit Matter
Valuation of financial instruments measured at fair value and classified as Level 3	
<p>Refer to Note 3.1(5)、3.2(3)、22、23、30、36 and 52(1)、(2)、(3) to the consolidated financial statements.</p>	<p>We obtained an understanding of the management's internal control and assessment process of the valuation of Level 3 Financial Instruments measured at fair value, and assessed the inherent risk of material misstatement by considering the degree of estimation uncertainty and level of other inherent risk factors.</p>
<p>As at 31 December 2022, the Group's financial instruments included those classified under Level 3 in the fair value hierarchy ("Level 3 Financial Instruments"), which were measured using valuation techniques that involve significant unobservable inputs. Such inputs included liquidity discount, price to book ratio and volatility of underlying assets, etc. The amounts of Level 3 financial assets and financial liabilities as at 31 December 2022 were RMB14,827.77 million and RMB12,464.82 million, respectively.</p>	<p>We evaluated the design and tested the operating effectiveness of the Group's relevant controls over data inputs to the Level 3 Financial Instruments valuation models and the ongoing monitoring and optimization of the models.</p>
<p>Valuation of the Level 3 Financial Instruments was a key area of audit focus due to the size of their amounts and the significant judgements and assumptions made by the management, including the selection of models and unobservable inputs used in the valuation process.</p>	<p>We evaluated the appropriateness of the models used by management for the valuation of Level 3 Financial Instruments based on those used in current industry practice.</p>
	<p>We also evaluated on a sample basis the accuracy of the observable inputs and the reasonableness and appropriateness of the unobservable inputs used for measuring the fair value of Level 3 Financial Instruments with reference to relevant market data.</p>
	<p>We performed an independent valuation and sensitivity analysis of the Level 3 Financial Instruments on a sample basis.</p>
	<p>Based on the results of our procedures performed above, we considered the models and parameters adopted and the valuation estimated by the management to be acceptable.</p>

INDEPENDENT AUDITOR'S REPORT (CONTINUED)

OTHER INFORMATION

The directors of the Company are responsible for the other information. The other information comprises all of the information included in the annual report other than the consolidated financial statements and our auditor's report thereon.

Our opinion on the consolidated financial statements does not cover the other information and we do not express any form of assurance conclusion thereon.

In connection with our audit of the consolidated financial statements, our responsibility is to read the other information and, in doing so, consider whether the other information is materially inconsistent with the consolidated financial statements or our knowledge obtained in the audit, or otherwise appears to be materially misstated.

If, based on the work we have performed, we conclude that there is a material misstatement of this other information, we are required to report that fact. We have nothing to report in this regard.

RESPONSIBILITIES OF DIRECTORS AND THOSE CHARGED WITH GOVERNANCE FOR THE CONSOLIDATED FINANCIAL STATEMENTS

The directors of the Company are responsible for the preparation of the consolidated financial statements that give a true and fair view in accordance with IFRSs and the disclosure requirements of the Hong Kong Companies Ordinance, and for such internal control as the directors determine is necessary to enable the preparation of consolidated financial statements that are free from material misstatement, whether due to fraud or error.

In preparing the consolidated financial statements, the directors are responsible for assessing the Group's ability to continue as a going concern, disclosing, as applicable, matters related to going concern and using the going concern basis of accounting unless the directors either intend to liquidate the Group or to cease operations, or have no realistic alternative but to do so.

Those charged with governance are responsible for overseeing the Group's financial reporting process.

AUDITOR'S RESPONSIBILITIES FOR THE AUDIT OF THE CONSOLIDATED FINANCIAL STATEMENTS

Our objectives are to obtain reasonable assurance about whether the consolidated financial statements as a whole are free from material misstatement, whether due to fraud or error, and to issue an auditor's report that includes our opinion. We report our opinion solely to you, as a body, and for no other purpose. We do not assume responsibility towards or accept liability to any other person for the contents of this report. Reasonable assurance is a high level of assurance, but is not a guarantee that an audit conducted in accordance with ISAs will always detect a material misstatement when it exists. Misstatements can arise from fraud or error and are considered material if, individually or in the aggregate, they could reasonably be expected to influence the economic decisions of users taken on the basis of these consolidated financial statements.

As part of an audit in accordance with ISAs, we exercise professional judgement and maintain professional scepticism throughout the audit. We also:

- Identify and assess the risks of material misstatement of the consolidated financial statements, whether due to fraud or error, design and perform audit procedures responsive to those risks, and obtain audit evidence that is sufficient and appropriate to provide a basis for our opinion. The risk of not detecting a material misstatement resulting from fraud is higher than for one resulting from error, as fraud may involve collusion, forgery, intentional omissions, misrepresentations, or the override of internal control.

INDEPENDENT AUDITOR'S REPORT (CONTINUED)

- Obtain an understanding of internal control relevant to the audit in order to design audit procedures that are appropriate in the circumstances, but not for the purpose of expressing an opinion on the effectiveness of the Group's internal control.
- Evaluate the appropriateness of accounting policies used and the reasonableness of accounting estimates and related disclosures made by the directors.
- Conclude on the appropriateness of the directors' use of the going concern basis of accounting and, based on the audit evidence obtained, whether a material uncertainty exists related to events or conditions that may cast significant doubt on the Group's ability to continue as a going concern. If we conclude that a material uncertainty exists, we are required to draw attention in our auditor's report to the related disclosures in the consolidated financial statements or, if such disclosures are inadequate, to modify our opinion. Our conclusions are based on the audit evidence obtained up to the date of our auditor's report. However, future events or conditions may cause the Group to cease to continue as a going concern.
- Evaluate the overall presentation, structure and content of the consolidated financial statements, including the disclosures, and whether the consolidated financial statements represent the underlying transactions and events in a manner that achieves fair presentation.
- Obtain sufficient appropriate audit evidence regarding the financial information of the entities or business activities within the Group to express an opinion on the consolidated financial statements. We are responsible for the direction, supervision and performance of the group audit. We remain solely responsible for our audit opinion.

We communicate with those charged with governance regarding, among other matters, the planned scope and timing of the audit and significant audit findings, including any significant deficiencies in internal control that we identify during our audit.

We also provide those charged with governance with a statement that we have complied with relevant ethical requirements regarding independence, and to communicate with them all relationships and other matters that may reasonably be thought to bear on our independence, and where applicable, actions taken to eliminate threats or safeguards applied.

From the matters communicated with those charged with governance, we determine those matters that were of most significance in the audit of the consolidated financial statements of the current period and are therefore the key audit matters. We describe these matters in our auditor's report unless law or regulation precludes public disclosure about the matter or when, in extremely rare circumstances, we determine that a matter should not be communicated in our report because the adverse consequences of doing so would reasonably be expected to outweigh the public interest benefits of such communication.

The engagement partner on the audit resulting in this independent auditor's report is Siaw Jian Chern.

PricewaterhouseCoopers
Certified Public Accountants

Hong Kong, 30 March 2023

CONSOLIDATED INCOME STATEMENT

FOR THE YEAR ENDED 31 DECEMBER 2022

(In RMB thousands, unless otherwise stated)

	Note	Year ended 31 December 2022	2021
Revenue			
Fee and commission income	6	15,542,955	15,357,591
Interest income	7	9,532,551	8,984,511
Net investment gains	8	4,532,155	8,024,083
		<u>29,607,661</u>	<u>32,366,185</u>
Other income	9	6,863,120	6,666,772
Total revenue and other income		<u>36,470,781</u>	<u>39,032,957</u>
Fee and commission expenses	10	(1,773,490)	(1,920,970)
Interest expenses	10	(7,141,940)	(7,234,074)
Staff costs	10	(7,891,647)	(7,851,617)
Tax and surcharges		(155,984)	(167,801)
Other operating expenses and costs	10	(9,738,227)	(9,106,393)
Credit impairment (losses)/reversals	13	(284,803)	297,871
Impairment losses on other assets		(25,980)	(31,291)
Total expenses		<u>(27,012,071)</u>	<u>(26,014,275)</u>
Operating profit		<u>9,458,710</u>	<u>13,018,682</u>
Share of profits and losses of associates		13,516	2,144
Profit before income tax		9,472,226	13,020,826
Income tax expense	14	(1,954,768)	(2,785,762)
Profit for the year		<u>7,517,458</u>	<u>10,235,064</u>
Attributable to:			
Equity holders of the Company		7,507,304	10,238,704
Non-controlling interests		10,154	(3,640)
		<u>7,517,458</u>	<u>10,235,064</u>
Earnings per share attributable to ordinary equity holders of the Company (expressed in RMB yuan per share)			
– Basic and diluted	16	<u>0.86</u>	<u>1.25</u>

The accompanying notes form an integral part of these consolidated financial statements.

CONSOLIDATED STATEMENT OF COMPREHENSIVE INCOME

FOR THE YEAR ENDED 31 DECEMBER 2022

(In RMB thousands, unless otherwise stated)

	Year ended 31 December	
	2022	2021
Profit for the year	7,517,458	10,235,064
Other comprehensive income		
Items that may be reclassified to profit or loss in subsequent years		
Net (losses)/gains on investments in debt instruments measured at fair value through other comprehensive income	(299,156)	644,576
Net (losses)/gains on investments in debt instruments measured at fair value through other comprehensive income reclassified to profit or loss on disposal	(197,193)	13,358
Income tax relating to these items	107,029	(163,450)
	(389,320)	494,484
Share of other comprehensive income of associates	(50)	25
Foreign currency translation differences	301,472	(58,698)
Items that will not be reclassified subsequently to profit or loss		
Net losses on investments in equity instruments designated as at fair value through other comprehensive income	(15,772)	(105,282)
Income tax relating to these items	-	37,536
	(15,772)	(67,746)
Other comprehensive (loss)/income for the year, net of tax	(103,670)	368,065
Total comprehensive income for the year	<u>7,413,788</u>	<u>10,603,129</u>
Attributable to:		
Equity holders of the Company	7,403,634	10,606,769
Non-controlling interests	10,154	(3,640)
	<u>7,413,788</u>	<u>10,603,129</u>

The accompanying notes form an integral part of these consolidated financial statements.

CONSOLIDATED STATEMENT OF FINANCIAL POSITION

AS AT 31 DECEMBER 2022

(In RMB thousands, unless otherwise stated)

	Note	31 December 2022	31 December 2021
Non-current assets			
Property, plant and equipment	17	670,051	701,008
Right-of-use assets	18	1,855,388	1,822,761
Investment properties		38,142	49,146
Intangible assets	19	670,381	519,133
Investment in associates	21	107,524	111,002
Financial assets at fair value through profit or loss	22	9,161,354	7,576,009
Financial assets held under resale agreements	24	4,868	9,906
Refundable deposits	25	10,881,160	10,395,629
Deferred tax assets	26	1,892,937	1,967,844
Other non-current assets	27	92,558	94,082
Total non-current assets		25,374,363	23,246,520
Current assets			
Margin accounts	28	52,870,595	57,808,146
Accounts receivable	29	10,825,581	23,075,172
Financial assets at fair value through profit or loss	22	178,149,786	153,971,907
Financial assets at fair value through other comprehensive income	23	70,719,979	48,358,146
Derivative financial assets	30	2,863,416	2,517,942
Financial assets held under resale agreements	24	25,546,432	19,011,848
Cash held on behalf of clients	31	103,904,955	88,118,755
Cash and bank balances	32	38,944,880	36,002,716
Other current assets	33	755,511	680,274
Total current assets		484,581,135	429,544,906
Total assets		509,955,498	452,791,426
Current liabilities			
Accounts payable to brokerage clients	34	109,294,147	93,082,812
Lease liabilities	35	512,432	444,289
Derivative financial liabilities	30	3,258,544	4,295,326
Financial liabilities at fair value through profit or loss	36	6,491,380	2,345,498
Financial assets sold under repurchase agreements	37	122,153,951	99,595,667
Placements from banks and other financial institutions	38	8,724,569	8,528,656
Taxes payable	39	941,312	1,486,151
Short-term borrowings	40	1,243,577	987,374
Short-term financing instruments payable	41	19,541,248	18,290,179
Other current liabilities	42	74,037,483	75,365,016
Total current liabilities		346,198,643	304,420,968
Net current assets		138,382,492	125,123,938
Total assets less current liabilities		163,756,855	148,370,458

CONSOLIDATED STATEMENT OF FINANCIAL POSITION (CONTINUED)

AS AT 31 DECEMBER 2022

(In RMB thousands, unless otherwise stated)

	Note	31 December 2022	31 December 2021
Non-current liabilities			
Financial liabilities at fair value through profit or loss	36	5,815,574	5,454,391
Bonds in issue	43	62,210,438	60,020,192
Lease liabilities	35	1,371,584	1,359,022
Deferred tax liabilities	26	1,068,210	1,525,316
Other non-current liabilities		2,368	5,253
Total non-current liabilities		70,468,174	68,364,174
Net assets		93,288,681	80,006,284
Equity			
Share capital	44	7,756,695	7,756,695
Other equity instruments	45	24,906,528	14,937,500
Reserves	46	33,396,344	31,323,286
Retained earnings		27,184,779	25,800,975
Equity attributable to equity holders of the Company		93,244,346	79,818,456
Non-controlling interests		44,335	187,828
Total equity		93,288,681	80,006,284

The accompanying notes form an integral part of these consolidated financial statements.

Approved and authorized for issue by the Board of Directors on 30 March 2023.

Wang Changqing

Chairman

Li Geping

Executive Director and General Manager

CONSOLIDATED STATEMENT OF CHANGES IN EQUITY

FOR THE YEAR ENDED 31 DECEMBER 2022

(In RMB thousands, unless otherwise stated)

	Attributable to equity holders of the Company											
	Note	Share capital	Other equity instruments	Reserves					Retained earnings	Subtotal	Non-controlling interests	Total
				Capital reserve	Surplus reserves	General reserves	Investment revaluation reserve	Foreign currency translation reserve				
At 1 January 2022		7,756,695	14,937,500	12,447,626	5,616,762	12,514,173	713,053	31,672	25,800,975	79,818,456	187,828	80,006,284
Profit for the year		-	-	-	-	-	-	-	7,507,304	7,507,304	10,154	7,517,458
Other comprehensive income for the year		-	-	-	-	-	(405,142)	301,472	-	(103,670)	-	(103,670)
Total comprehensive income for the year		-	-	-	-	-	(405,142)	301,472	7,507,304	7,403,634	10,154	7,413,788
Capital injected by equity holders												
- Capital injected by subsidiaries' non-controlling equity holders		-	-	-	-	-	-	-	-	-	6,000	6,000
- Capital injected by other equity instrument holders	45	-	9,969,028	-	-	-	-	-	-	9,969,028	-	9,969,028
- Others		-	-	(30,625)	-	-	-	-	-	(30,625)	(152,934)	(183,559)
Appropriation to surplus reserves	46	-	-	-	768,738	-	-	-	(768,738)	-	-	-
Appropriation to general reserves	46	-	-	-	-	1,438,615	-	-	(1,438,615)	-	-	-
Dividends - 2021	15	-	-	-	-	-	-	-	(3,063,894)	(3,063,894)	-	(3,063,894)
Distribution to other equity instrument holders	15	-	-	-	-	-	-	-	(852,253)	(852,253)	-	(852,253)
Dividends to non-controlling interests		-	-	-	-	-	-	-	-	-	(6,713)	(6,713)
At 31 December 2022		7,756,695	24,906,528	12,417,001	6,385,500	13,952,788	307,911	333,144	27,184,779	93,244,346	44,335	93,288,681

CONSOLIDATED STATEMENT OF CHANGES IN EQUITY (CONTINUED)

FOR THE YEAR ENDED 31 DECEMBER 2022

(In RMB thousands, unless otherwise stated)

	Attributable to equity holders of the Company											
	Note	Share capital	Other equity instruments	Reserves					Retained earnings	Subtotal	Non-controlling interests	Total
				Capital reserve	Surplus reserves	General reserves	Investment revaluation reserve	Foreign currency translation reserve				
At 1 January 2021		7,756,695	9,961,509	12,490,667	4,524,647	10,548,880	286,290	90,370	22,076,125	67,735,183	336,264	68,071,447
Profit for the year		-	-	-	-	-	-	-	10,238,704	10,238,704	(3,640)	10,235,064
Other comprehensive income for the year		-	-	-	-	-	426,763	(58,698)	-	368,065	-	368,065
Total comprehensive income for the year		-	-	-	-	-	426,763	(58,698)	10,238,704	10,606,769	(3,640)	10,603,129
Capital injected by equity holders												
- Capital injected by other equity instrument holders	45	-	4,975,991	-	-	-	-	-	-	4,975,991	-	4,975,991
- Others		-	-	(43,041)	-	-	-	-	-	(43,041)	(133,969)	(177,010)
Appropriation to surplus reserves	46	-	-	-	1,114,925	-	-	-	(1,114,925)	-	-	-
Appropriation to general reserves	46	-	-	-	-	1,965,293	-	-	(1,965,293)	-	-	-
Dividends - 2020	15	-	-	-	-	-	-	-	(2,908,761)	(2,908,761)	-	(2,908,761)
Distribution to other equity instrument holders	15	-	-	-	-	-	-	-	(547,685)	(547,685)	-	(547,685)
Dividends to non-controlling interests		-	-	-	-	-	-	-	-	-	(4,490)	(4,490)
Others		-	-	-	(22,810)	-	-	-	22,810	-	(6,337)	(6,337)
At 31 December 2021		<u>7,756,695</u>	<u>14,937,500</u>	<u>12,447,626</u>	<u>5,616,762</u>	<u>12,514,173</u>	<u>713,053</u>	<u>31,672</u>	<u>25,800,975</u>	<u>79,818,456</u>	<u>187,828</u>	<u>80,006,284</u>

The accompanying notes form an integral part of these consolidated financial statements.

CONSOLIDATED STATEMENT OF CASH FLOWS

FOR THE YEAR ENDED 31 DECEMBER 2022

(In RMB thousands, unless otherwise stated)

	Year ended 31 December	
	2022	2021
Cash flows from operating activities		
Profit before income tax	9,472,226	13,020,826
Adjustments for:		
Interest expenses on bonds in issue, short-term financing instruments payable, borrowings and lease liabilities	3,734,584	3,854,544
Dividend income and interest income from financial assets at fair value through other comprehensive income	(1,882,014)	(1,791,380)
Net gains from disposal of financial assets at fair value through other comprehensive income	(196,771)	(111,527)
Net losses/(gains) from disposal of subsidiaries and associates	6,744	(556,091)
Share of profits from associates and joint ventures	(13,516)	(2,144)
Net losses on disposal of property, plant, equipment and other assets	1,536	1,494
Revaluation losses/(gains) on financial instruments at fair value through profit or loss	1,474,321	(931,436)
Net foreign exchange losses	26,104	33,122
Depreciation and amortization	1,011,524	746,538
Credit impairment losses/(reversals)	284,803	(297,871)
Impairment losses on other assets	25,980	31,291
	<u>13,945,521</u>	<u>13,997,366</u>
Net changes in operating assets		
Margin accounts	5,235,685	(10,995,679)
Financial assets at fair value through profit or loss	(29,485,663)	(21,787,293)
Cash held on behalf of clients	(15,710,633)	(17,774,268)
Financial assets held under resale agreements	(6,408,821)	(2,472,616)
Other operating assets	12,031,454	(16,280,617)
	<u>(34,337,978)</u>	<u>(69,310,473)</u>
Net changes in operating liabilities		
Accounts payable to brokerage clients	16,211,335	18,372,325
Financial liabilities at fair value through profit or loss	5,691,114	6,134,556
Financial assets sold under repurchase agreements	22,516,495	15,035,548
Placements from banks and other financial institutions	200,000	(500,000)
Other operating liabilities	2,585,982	12,230,683
	<u>47,204,926</u>	<u>51,273,112</u>
Net cash inflow/(outflow) from operating activities before tax	26,812,469	(4,039,995)
Income tax paid	(2,533,069)	(2,614,851)
Net cash inflow/(outflow) from operating activities	<u>24,279,400</u>	<u>(6,654,846)</u>

CONSOLIDATED STATEMENT OF CASH FLOWS (CONTINUED)

FOR THE YEAR ENDED 31 DECEMBER 2022

(In RMB thousands, unless otherwise stated)

	Year ended 31 December 2022	2021
Cash flows from investing activities		
Net cash flow from purchase or disposal of financial assets at fair value through other comprehensive income	(22,258,844)	223,625
Dividend income and interest income received from financial assets at fair value through other comprehensive income	1,554,197	1,779,281
Cash paid for purchase of property, plant and equipment, intangible assets and other assets	(546,949)	(620,361)
Net cash flow from investments in associates	–	413,243
Other cash flows from investing activities	9,337	985
Net cash (outflow)/inflow from investing activities	(21,242,259)	1,796,773
Cash flows from financing activities		
Cash inflows from perpetual bonds	10,000,000	5,000,000
Cash inflows from subsidiaries' non-controlling equity holders	6,000	–
Cash inflows from borrowing activities	8,798,678	26,794,483
Cash inflows from issuing bonds	88,797,753	153,316,326
Cash outflows from dividend distribution to ordinary shareholders	(3,063,894)	(2,908,761)
Cash outflows from distribution to other equity instrument holders	(625,000)	(417,500)
Cash outflows from distribution to subsidiaries' non-controlling equity holders	(6,713)	(10,827)
Repayments of interest on debts	(3,844,702)	(3,179,295)
Repayments of debts	(99,092,589)	(165,285,731)
Other cash outflows from financing activities	(834,724)	(797,112)
Net cash inflow from financing activities	134,809	12,511,583
Net change in cash and cash equivalents	3,171,950	7,653,510
Cash and cash equivalents at the beginning of the year	35,235,352	27,765,499
Effect of exchange rate changes on cash and cash equivalents	153,652	(183,657)
Cash and cash equivalents at the end of the year (Note 47)	38,560,954	35,235,352

The accompanying notes form an integral part of these consolidated financial statements.

NOTES TO THE CONSOLIDATED FINANCIAL STATEMENTS

FOR THE YEAR ENDED 31 DECEMBER 2022

(In RMB thousands, unless otherwise stated)

1 GENERAL INFORMATION

CSC Financial Co., Ltd. (the “Company”) (formerly known as China Securities Finance Co., Ltd.) is the successor entity of China Securities Finance Limited Liability Company which was approved for establishment by the China Securities Regulatory Commission (the “CSRC”) on 2 November 2005. The original registered capital of the Company was RMB2,700,000,000. The registered address of the Company is Unit 4, No.66 Anli Road, Chaoyang District, Beijing, the People’s Republic of China (the “PRC”).

The Company received the approval of CSRC on 30 June 2011 to convert into a joint stock company, with registered capital increased to RMB6,100,000,000.

The Company completed its initial public offering of overseas listed foreign shares (“H shares”) on The Stock Exchange of Hong Kong Limited on 9 December 2016. Under this offering, the Company issued a total of 1,076,470,000 new shares with a nominal value of RMB1 per share. On 5 January 2017, the Company issued an additional 69,915,238 H shares through partial exercise of the over-allotment option with a nominal value of RMB1 per share. The registered capital of the Company increased to RMB7,246,385,238 after such issuance. The Company completed the industrial and commercial registration for these changes on 5 June 2017, and obtained its new business license with the Unified Social Credit Code of 91110000781703453H on 9 June 2017.

The Company completed its initial public offering of domestic listed shares (“A shares”) on the Shanghai Stock Exchange on 20 June 2018. The Company issued a total of 400,000,000 shares with a nominal value of RMB1 per share. After this issuance, the share capital of the Company increased to RMB7,646,385,238. The Company completed the registration procedure for its non-public offering of A-shares in the Shanghai branch of China Securities Depository and Clearing Co., Ltd. on 28 December 2020. The Company issued a total of 110,309,559 shares with a nominal value of RMB1 per share. After this issuance, the share capital of the Company increased to RMB7,756,694,797. And the company completed the registration procedures for the change of business license related to the registered capital on 25 June 2021.

The principal activities of the Company and its subsidiaries (collectively, the “Group”) include securities brokerage, financial advisory relating to securities trading and securities investment activities, securities underwriting and sponsoring, proprietary trading and investment of securities, securities asset management, agency sale of securities investment funds, introducing brokerage for futures companies, margin financing and securities lending services, agency sale of financial products, market-making of stock options, custodian services for securities investment funds, and sale of precious metal products, commodity futures brokerage, financial futures brokerage market-making trading business of listed securities and asset management, equity investment and corporate management services, investment management, raising and management of investment funds, investment management of equity investment, investment consulting, project consulting.

NOTES TO THE CONSOLIDATED FINANCIAL STATEMENTS (CONTINUED)

FOR THE YEAR ENDED 31 DECEMBER 2022

(In RMB thousands, unless otherwise stated)

2 BASIS OF PREPARATION

The consolidated financial statements have been prepared in accordance with International Financial Reporting Standards (“IFRSs”), as issued by the International Accounting Standards Board (“IASB”). In addition, the consolidated financial statements include applicable disclosures required by the Rules Governing the Listing of Securities on the Stock Exchange of Hong Kong Limited and by the Hong Kong Companies Ordinance (Cap.622).

The consolidated financial statements have been prepared under the historical cost convention, except for derivative financial instruments, financial assets/liabilities at fair value through profit or loss, financial assets at fair value through other comprehensive income, which have been measured at fair value, as further explained in the respective accounting policies below. The consolidated financial statements are presented in Renminbi (“RMB”) and all values are rounded to the nearest thousand except when otherwise indicated.

2.1 Amendments to the accounting standards effective in 2022 and adopted by the Group

(1)	Amendments to IFRS 3	Business Combinations
(2)	Amendments to IAS16	Property, Plant and Equipment
(3)	Amendments to IAS 37	Provisions, Contingent Liabilities and Contingent Assets
(4)	Amendments to IFRS 1, IFRS 9, IFRS 16 and IAS 41	IASB Annual Improvements 2018 -2020 cycle
(5)	IFRIC Agenda Decision (IFRS 9 and IFRS 16)	Lessor forgiveness of lease payments

1) Amendments to IFRS 3: Business Combinations

Amendments to IFRS 3: ‘Business combinations’ update a reference in IFRS 3 to the Conceptual Framework for Financial Reporting without changing the accounting requirements for business combinations.

2) Amendments to IAS 16: Property, Plant and Equipment

Amendments to IAS 16, ‘Property, plant and equipment’ prohibit a company from deducting from the cost of property, plant and equipment amounts received from selling items produced while the company is preparing the asset for its intended use. Instead, a company will recognise such sales proceeds and related cost in profit or loss.

3) Amendments to IAS 37: Provisions, Contingent Liabilities and Contingent Assets

Amendments to IAS 37, ‘Provisions, contingent liabilities and contingent assets’ specify which costs a company includes when assessing whether a contract will be loss-making.

NOTES TO THE CONSOLIDATED FINANCIAL STATEMENTS (CONTINUED)

FOR THE YEAR ENDED 31 DECEMBER 2022

(In RMB thousands, unless otherwise stated)

2 BASIS OF PREPARATION (CONTINUED)

2.1 Amendments to the accounting standards effective in 2022 and adopted by the Group (Continued)

4) Amendments to IFRS 1, IFRS 9, IFRS 16 and IAS 41: IASB Annual Improvements 2018-2020 cycle

Annual improvements make minor amendments to IFRS 1, 'First-time Adoption of IFRS', IFRS 9, 'Financial instruments', IAS 41, 'Agriculture' and the Illustrative Examples accompanying IFRS 16, 'Leases'.

5) IFRIC Agenda Decision (IFRS 9 and IFRS 16): Lessor forgiveness of lease payments

The agenda decision addresses the accounting from the perspective of the lessor, in particular how the expected credit loss ('ECL') model in IFRS 9 should be applied to the operating lease receivable when the lessor expects to forgive payments due from the lessee under the lease contract before the rent concession is granted, and whether to apply the derecognition requirements in IFRS 9 or the lease modification requirements in IFRS 16 when accounting for the rent concession.

There were no significant impacts from the amendments above on the Group's consolidated financial statements.

NOTES TO THE CONSOLIDATED FINANCIAL STATEMENTS (CONTINUED)

FOR THE YEAR ENDED 31 DECEMBER 2022
(In RMB thousands, unless otherwise stated)

2 BASIS OF PREPARATION (CONTINUED)

2.2 Standards and amendments relevant to the Group that are not yet effective and have not been adopted before their effective dates by the Group

The Group has not adopted the following new and amended standards that have been issued but are not yet effective.

		Effective for annual periods beginning on or after
(1)	Amendments to IAS 1 Non current liabilities with covenants	1 January 2024
(2)	Amendments to IFRS 16 Leases on sale and leaseback	1 January 2024
(3)	Amendments to IFRS 17 Insurance Contracts	1 January 2023
(4)	Amendments to IFRS 10 and IAS 28 Sale or Contribution of Assets between An Investor and Its Associate or Joint Venture	The amendments were originally intended to be effective for annual periods beginning on or after 1 January 2016. The effective date has now been deferred. Early application of the amendments continues to be permitted.
(5)	Amendments to IAS 1, IFRS Practice Statement 2 and IAS 8 Disclosure of Material Accounting Policy Information, and Distinction of Changes in Accounting Policies from Changes in Accounting Estimates	1 January 2023
(6)	Amendments to IAS 12 Deferred tax related to assets and liabilities arising from a single transaction	1 January 2023

1) Amendments to IAS 1: Non current liabilities with covenants

These amendments clarify that covenants of loan arrangements which an entity must comply with only after the reporting date would not affect classification of a liability as current or non-current at the reporting date. The amendments also introduce additional disclosure requirements. When an entity classifies a liability arising from a loan arrangement as non-current and that liability is subject to the covenants which an entity is required to comply with within twelve months of the reporting date, the entity shall disclose information in the notes, including the carrying amount of the liability, information about the covenants, facts and circumstances, if any, that indicate the entity may have difficulty complying with the covenants. The Group anticipates that the adoption of the amendments will not have a significant impact on the Group's consolidated financial statements.

NOTES TO THE CONSOLIDATED FINANCIAL STATEMENTS (CONTINUED)

FOR THE YEAR ENDED 31 DECEMBER 2022

(In RMB thousands, unless otherwise stated)

2 BASIS OF PREPARATION (CONTINUED)

- 2.2 Standards and amendments relevant to the Group that are not yet effective and have not been adopted before their effective dates by the Group (Continued)

2) Amendments to IFRS 16: Leases on sale and leaseback

These amendments specifies that in subsequently measuring the lease liability, the seller-lessee determines 'lease payments' and 'revised lease payments' in a way that does not result in the seller-lessee recognising any amount of the gain or loss that relates to the right of use it retains. Any gains and losses relating to the full or partial termination of a lease continue to be recognised when they occur as these relate to the right of use terminated and not the right of use retained. The Group anticipates that the adoption of the amendments will not have a significant impact on the Group's consolidated financial statements.

3) Amendments to IFRS 17: Insurance Contracts

IFRS 17 was issued in May 2017 as replacement for IFRS 4 Insurance Contracts. It requires a current measurement model where estimates are re-measured each reporting period. Contracts are measured using the building blocks of: discounted probability-weighted cash flows, an explicit risk adjustment, and a contractual service margin ("CSM") representing the unearned profit of the contract which is recognized as revenue over the coverage period. The new rules will affect the financial statements and key performance indicators of all entities that issue insurance contracts or investment contracts with discretionary participation features. The Group anticipates that the adoption of these amendments will not have any impact on the Group's consolidated financial statements.

4) Amendments to IFRS 10 and IAS 28: Sale or Contribution of Assets between An Investor and Its Associate or Joint Venture

These amendments address an inconsistency between IFRS 10 and IAS 28 in the sale and contribution of assets between an investor and its associate or joint venture. A full gain or loss is recognized when a transaction involves a business. A partial gain or loss is recognized when a transaction involves assets that do not constitute a business, even if those assets are in a subsidiary. The Group anticipates that the adoption of these amendments will not have a significant impact on the Group's consolidated financial statements.

NOTES TO THE CONSOLIDATED FINANCIAL STATEMENTS (CONTINUED)

FOR THE YEAR ENDED 31 DECEMBER 2022
(In RMB thousands, unless otherwise stated)

2 BASIS OF PREPARATION (CONTINUED)

2.2 Standards and amendments relevant to the Group that are not yet effective and have not been adopted before their effective dates by the Group (Continued)

5) Amendments to IAS 1, IFRS Practice Statement 2 and IAS 8: Disclosure of Material Accounting Policy Information, and Distinction of Changes in Accounting Policies from Changes in Accounting Estimates

Amendments to IAS1 require companies to disclose their material accounting policy information rather than their significant account policies and provide a definition of material accounting policy information. Amendments to IFRS Practice Statement 2 provide guidance on how to apply the concept of materiality to accounting policy disclosures. Amendments to IAS 8 clarifies how companies should distinguish changes in accounting policies from changes in accounting estimates. The Group anticipates that the adoption of these amendments will not have a significant impact on the Group's consolidated financial statements.

6) Amendments to IAS 12: Deferred tax related to assets and liabilities arising from a single transaction

These amendments require companies to recognise deferred tax on transactions that, on initial recognition give rise to equal amounts of taxable and deductible temporary differences. The Group anticipates that the adoption of the amendments will not have a significant impact on the Group's consolidated financial statements.

2.3 Basis of consolidation

The consolidated financial statements comprise the financial statements of the Company and its subsidiaries. The accounting policies and accounting period of the Company and its subsidiaries are consistent.

Subsidiaries are all entities (including structured entities) over which the Group has control. Control is achieved when the Group is exposed, or has rights, to variable returns from its involvement with the investee and has the ability to affect those returns through its power over the investee. When the Group assesses whether it has power over an investee, the Group's voting rights or potential voting rights and other contractual arrangements are considered.

Income or expenses resulted from acquisition or disposal of subsidiaries, from the date on which the Company obtains control to the date on which the Company ceases its control over subsidiaries, are in the scope of consolidation. Intra-group assets and liabilities, equity, income, expenses, and cash flow which are relevant to all intra-group transactions occurred should be eliminated on consolidation.

A portion of equity over subsidiaries and profit or loss which does not belong to the Company should be treated as non-controlling interests. Non-controlling interests represent the portion of profit or loss and net assets in subsidiaries not held by the Company and are presented separately in the consolidated income statement and within equity in the consolidated statement of financial position separately from the equity attributable to equity holders of the Company.

NOTES TO THE CONSOLIDATED FINANCIAL STATEMENTS (CONTINUED)

FOR THE YEAR ENDED 31 DECEMBER 2022

(In RMB thousands, unless otherwise stated)

3 SIGNIFICANT ACCOUNTING POLICIES, SIGNIFICANT ACCOUNTING JUDGEMENTS AND ESTIMATES

3.1 Significant accounting policies

(1) Accounting period

The accounting year starts on 1 January and ends on 31 December.

(2) Functional and presentation currency

The Company's functional and presentation currency is RMB.

Each entity in the Group determines its own functional currency according to its economic situation. The functional currency is denominated in RMB in the consolidated financial statements.

(3) Cash and cash equivalents

Cash comprises cash on hand and demand deposits which are not restricted as to use.

Cash equivalents comprise short term, highly liquid investments, which are readily convertible into known amounts of cash and are subject to an insignificant risk of changes in value.

(4) Foreign currency transactions and foreign currency translation

The Group adopts the sub-account system to record foreign currency transactions. Foreign currency transactions are initially recorded on the original currency respectively at the dates of the transactions.

Monetary assets and liabilities denominated in foreign currencies are retranslated at the prevailing functional currency exchange rates at the end of the reporting period. The exchange rate is the central parity rate quoted by the People's Bank of China or authorized bodies. All differences are taken to the consolidated income statement. Non-monetary items denominated in foreign currencies that are measured at historical costs are translated at the balance sheet date using the spot exchange rates at the date of the transactions.

The assets and liabilities of foreign operation subsidiaries denominated in foreign currencies are translated to RMB at the spot exchange rate at the end of reporting period for consolidated financial statements. The equity items, excluding "retained earnings", are translated to RMB at the spot exchange rates at the transaction dates. The income and expenses of foreign operation are translated to RMB at the rates that approximate the spot exchange rates. The exchange differences resulting from foreign currency financial statement translation of subsidiaries are recognized in other comprehensive income ("OCI") and accumulated in the foreign exchange translation reserve. The cash flows of overseas operations are translated at the spot exchange rates on the dates of the cash flows. The effect of exchange rate changes on cash is presented separately in the cash flow statement.

NOTES TO THE CONSOLIDATED FINANCIAL STATEMENTS (CONTINUED)

FOR THE YEAR ENDED 31 DECEMBER 2022

(In RMB thousands, unless otherwise stated)

3 SIGNIFICANT ACCOUNTING POLICIES, SIGNIFICANT ACCOUNTING JUDGEMENTS AND ESTIMATES (CONTINUED)

3.1 Significant accounting policies (Continued)

(5) Financial instruments

(a) Initial recognition, classification and measurement of financial instruments

Financial assets and financial liabilities are recognized when the Group becomes a party to the contractual provisions of the instrument. Regular way purchases and sales of financial assets are recognized on trade-date, the date on which the Group commits to purchase or sell the asset.

At initial recognition, the Group measures a financial asset or financial liability at its fair value plus or minus, in the case of a financial asset or financial liability not at fair value through profit or loss, transaction costs that are incremental and directly attributable to the acquisition or issue of the financial asset or financial liability. Transaction costs of financial assets and financial liabilities carried at fair value through profit or loss are expensed in profit or loss.

Financial assets

Financial assets are classified on the basis of the Group's business model for managing the assets and the cash flow characteristics of the assets in the following measurement categories: (i) Amortized cost; (ii) Fair value through other comprehensive income ("FVOCI"); (iii) Fair value through profit or loss ("FVPL").

Business model reflects how the Group manages the assets in order to generate cash flows. That is, whether the Group's objective is solely to collect the contractual cash flows from the assets or is to collect both the contractual cash flows and cash flows arising from the sale of assets. If neither of these is applicable (e.g. financial assets are held for trading purposes), then the financial assets are classified as part of "other" business model and measured at FVPL. Factors considered by the Group in determining the business model for a group of assets include past experience on how the cash flows for these assets were collected, how the asset's performance is evaluated and reported to key management personnel, how risks are assessed and managed and how managers are compensated.

Where the business model is to hold assets to collect contractual cash flows or to collect contractual cash flows and sell, the Group assesses whether the financial instruments' cash flows represent solely payments of principal and interest (the "SPPI"). In making this assessment, the Group considers whether the contractual cash flows are consistent with a basic lending arrangement, i.e. interest includes only consideration for the time value of money, credit risk, other basic leading risks and a profit margin that is consistent with a basic lending arrangement. Where the contractual terms introduce exposure to risk or volatility that are inconsistent with a basic lending arrangement, the related financial asset is classified and measured at fair value through profit or loss.

NOTES TO THE CONSOLIDATED FINANCIAL STATEMENTS (CONTINUED)

FOR THE YEAR ENDED 31 DECEMBER 2022

(In RMB thousands, unless otherwise stated)

3 SIGNIFICANT ACCOUNTING POLICIES, SIGNIFICANT ACCOUNTING JUDGEMENTS AND ESTIMATES (CONTINUED)

3.1 Significant accounting policies (Continued)

(5) Financial instruments (Continued)

(a) *Initial recognition, classification and measurement of financial instruments (Continued)*

Financial assets (Continued)

Financial assets with embedded derivatives are considered in their entirety when determining whether their cash flows are SPPI.

The classification requirements for debt instruments assets and equity instruments assets are described as below:

Debt Instruments

Debt instruments are those instruments that meet the definition of a financial liability from the issuer's perspective, such as government bonds, corporate bonds and subordinated bonds. Classification and subsequent measurement of debt instruments depend on: (i) the Group's business model for managing the asset; and (ii) the cash flow characteristics of the asset.

Based on these factors, the Group classifies its debt instruments into one of the following three measurement categories:

- (i) Amortized cost: Assets that are held for collection of contractual cash flows where those cash flows represent SPPI and that are not designated as at FVPL, are measured at amortized cost.
- (ii) Fair value through other comprehensive income: Financial assets that are held for collection of contractual cash flows and for selling the assets, where the assets' cash flows represent SPPI and that are not designated as at FVPL, are measured at FVOCI.
- (iii) Fair value through profit or loss: Assets that do not meet the criteria for amortized cost or FVOCI are measured at FVPL.

The Group may also irrevocably designate financial assets at fair value through profit or loss if doing so significantly reduces or eliminates a mismatch created by assets and liabilities being measured on different bases.

NOTES TO THE CONSOLIDATED FINANCIAL STATEMENTS (CONTINUED)

FOR THE YEAR ENDED 31 DECEMBER 2022

(In RMB thousands, unless otherwise stated)

3 SIGNIFICANT ACCOUNTING POLICIES, SIGNIFICANT ACCOUNTING JUDGEMENTS AND ESTIMATES (CONTINUED)

3.1 Significant accounting policies (Continued)

(5) Financial instruments (Continued)

(a) *Initial recognition, classification and measurement of financial instruments (Continued)*

Financial assets (Continued)

Equity instruments

Equity instruments are instruments that meet the definition of equity from the issuer's perspective; that is, instruments that do not contain a contractual obligation to pay and that evidence a residual interest in the issuer's net assets. Examples of equity instruments include basic ordinary shares.

The Group subsequently measures all equity investments at FVPL, except where the Group's management has elected, at initial recognition, to irrevocably designate an equity investment at FVOCI. The Group's policy is to designate equity investments as FVOCI when those investments are held for purposes other than to generate investment returns.

Financial liabilities

Financial liabilities are classified as subsequently measured at amortized cost, except for financial liabilities at FVPL, which is applied to derivatives, financial liabilities held for trading (e.g. short positions in the trading booking) and other financial liabilities designated as such at initial recognition.

Contingent liabilities recognized by buyers should be measured as FVPL under business combination for entities owned by different ultimate shareholders.

An entity may, at initial recognition, irrevocably designate a financial liability as measured at fair value through profit or loss: (i) it eliminates or significantly reduces a measurement or recognition inconsistency (sometimes referred to as 'an accounting mismatch'); (ii) a group of financial liabilities or financial assets and financial liabilities is managed and its performance is evaluated on a fair value basis, in accordance with a documented risk management or investment strategy, and information about the group is provided internally on that basis to the entity's key management personnel.

(b) *Reclassification of financial assets*

When the Group changes its business model for managing financial assets, it shall reclassify all affected financial assets, and apply the reclassification prospectively from the reclassification date. The Group does not restate any previously recognized gains, losses (including impairment gains or losses) or interest. Reclassification date is the first day of the first reporting period following the change in business model that results in the Group reclassifying financial assets.

NOTES TO THE CONSOLIDATED FINANCIAL STATEMENTS (CONTINUED)

FOR THE YEAR ENDED 31 DECEMBER 2022

(In RMB thousands, unless otherwise stated)

3 SIGNIFICANT ACCOUNTING POLICIES, SIGNIFICANT ACCOUNTING JUDGEMENTS AND ESTIMATES (CONTINUED)

3.1 Significant accounting policies (Continued)

(5) Financial instruments (Continued)

(c) Subsequent measurement of financial instruments

Subsequent measurement of financial instruments depends on the categories:

Amortized cost

The amortized cost is the amount at which the financial asset or financial liability is measured at initial recognition: (i) minus the principal repayments; (ii) plus or minus the cumulative amortization using the effective interest method of any difference between that initial amount and the maturity amount and; (iii) for financial assets, adjusted for any loss allowance.

The effective interest rate is the rate that exactly discounts estimated future cash payments or receipts through the expected life of the financial asset or financial liability to the gross carrying amount of a financial asset (i.e. its amortized cost before any impairment allowance) or to the amortized cost of a financial liability. The calculation does not consider expected credit losses (“ECL”) and includes transaction costs, premiums or discounts and fees and points paid or received that are integral to the effective interest rate. For purchased or originated credit-impaired (“POCI”) financial assets, the Group calculates the credit-adjusted effective interest rate, which is calculated based on the amortized cost of the financial asset instead of its gross carrying amount and incorporates the impact of expected credit losses in estimated future cash flows.

When the Group revises the estimates of future cash flows, the carrying amount of the respective financial asset or financial liability is adjusted to reflect the new estimate discounted using the original effective interest rate. Any changes are recognized in profit or loss.

Interest income is calculated by applying the effective interest rate to the gross carrying amount of financial assets, except for: (i) POCI financial assets, whose interest income is calculated, since initial recognition, by applying the credit-adjusted effective interest rate to their amortized cost; and (ii) financial assets that are not POCI but have subsequently become credit-impaired, whose interest income is calculated by applying the effective interest rate to their amortized cost (i.e. net of the expected credit loss allowance). If, in a subsequent period, the financial assets improve their qualities so that they are no longer credit-impaired and the improvement in credit quality is related objectively to a certain event occurring after the application of the above-mentioned rules, then the interest income is calculated by applying the effective interest rate to their gross carrying amount.

NOTES TO THE CONSOLIDATED FINANCIAL STATEMENTS (CONTINUED)

FOR THE YEAR ENDED 31 DECEMBER 2022

(In RMB thousands, unless otherwise stated)

3 SIGNIFICANT ACCOUNTING POLICIES, SIGNIFICANT ACCOUNTING JUDGEMENTS AND ESTIMATES (CONTINUED)

3.1 Significant accounting policies (Continued)

(5) Financial instruments (Continued)

(c) Subsequent measurement of financial instruments (Continued)

Fair value through other comprehensive income

Debt instruments

Movements in the carrying amount are taken through other comprehensive income ("OCI"), except for the recognition of impairment gains or losses, interest revenue and foreign exchange gains and losses on the instrument's amortized cost which are recognized in profit or loss.

Equity instruments

The equity instrument investments that are held for purposes other than to generate investment returns are designated as FVOCI. When this election is used, fair value gains and losses are recognized in OCI and are not subsequently reclassified to profit or loss, including on disposal. Dividends, when representing a return on such investments, continue to be recognized in profit or loss when 1) the Group's right to receive payments is established, 2) it is probable that future economic benefits associated with the item will flow to the Group, 3) the amounts of the dividends can be measured reliably.

Financial assets at fair value through profit or loss

Debt instruments

A gain or loss on a debt investment that is subsequently measured at fair value through profit or loss and is not part of a hedging relationship is recognized in profit or loss and presented in the profit or loss statement within "Net investment gains" in the period in which it arises.

Equity instruments

Gains and losses on equity investments at FVPL are included in the "Net investment gains" in the consolidated income statement.

NOTES TO THE CONSOLIDATED FINANCIAL STATEMENTS (CONTINUED)

FOR THE YEAR ENDED 31 DECEMBER 2022

(In RMB thousands, unless otherwise stated)

3 SIGNIFICANT ACCOUNTING POLICIES, SIGNIFICANT ACCOUNTING JUDGEMENTS AND ESTIMATES (CONTINUED)

3.1 Significant accounting policies (Continued)

(5) Financial instruments (Continued)

(c) *Subsequent measurement of financial instruments (Continued)*

Financial liabilities at fair value through profit or loss

Gains or losses on financial liabilities designated as at FVPL are presented partially in other comprehensive income (the amount of change in the fair value of the financial liability that is attributable to changes in the credit risk of that liability, which is determined as the amount that is not attributable to changes in market conditions that give rise to market risk) and partially profit or loss (the remaining amount of change in the fair value of the liability). This is unless such a presentation would create, or enlarge, an accounting mismatch, in which case the gains or losses attributable to changes in the credit risk of the liability are also presented in profit or loss. The gains and losses from financial liabilities including the effects of credit risk variance should be recognized in current profit and loss by the Group.

(d) *Fair value of financial instruments*

Fair value is the price that would be received to sell an asset or paid to transfer a liability in an orderly transaction between market participants at the measurement date. Fair value measurement is based on the presumption that the transaction to sell the asset or transfer the liability takes place either in the principal market for the asset or liability, or in the absence of a principal market, in the most advantageous market for the asset or liability. The principal or the most advantageous market must be accessible by the Group. The fair value of an asset or a liability is measured using the assumptions that market participants would use when pricing the asset or liability, assuming that market participants act in their economic best interest.

The fair values of quoted financial assets and financial liabilities in active markets are based on current bid prices and ask prices, as appropriate. If there is no active market, the Group establishes fair value by using valuation techniques. These include the use of market approach, income approach and cost approach. When using valuation techniques, unobservable market inputs would not be used unless relevant observable inputs are not available or not practicable to access.

Default Valuation Adjustments (DVA) are applied to the Group's financial liabilities at fair value through profit or loss, and assumes that DVA stay the same before and after the transfer of the liability. DVA refer to risk that enterprises fail to perform the obligation, including but not limited to their own credit risk.

NOTES TO THE CONSOLIDATED FINANCIAL STATEMENTS (CONTINUED)

FOR THE YEAR ENDED 31 DECEMBER 2022

(In RMB thousands, unless otherwise stated)

3 SIGNIFICANT ACCOUNTING POLICIES, SIGNIFICANT ACCOUNTING JUDGEMENTS AND ESTIMATES (CONTINUED)

3.1 Significant accounting policies (Continued)

(5) Financial instruments (Continued)

(d) Fair value of financial instruments (Continued)

The Group uses the following hierarchy for determining and disclosing the fair values of financial assets and financial liabilities based on the inputs used when determining the fair value:

Level 1: Quoted prices (unadjusted) in active markets for identical assets or liabilities that the entity can access at the measurement date.

Level 2: Valuation technique using inputs other than quoted prices included within level 1 that are observable for the asset or liability, either directly or indirectly.

Level 3: Valuation technique using inputs for the asset or liability that is not based on observable market data (unobservable inputs).

The level of fair value measurement depends on the lowest level of input that is significant to the entire fair value measurement.

(e) Impairment of financial assets

The Group assesses on a forward-looking basis the ECL associated with its debt instrument assets carried at amortized cost and FVOCI.

ECL is the weighted average of credit losses with the respective risks of a default occurring as the weights. Credit loss is the difference between all contractual cash flows that are due to the Group in accordance with the contract and all the cash flows that the Group expects to receive (i.e. all cash shortfalls), discounted at the original effective interest rate (or credit-adjusted effective interest rate for POCI financial assets).

The Group measures the ECL of a financial instrument reflects: (i) an unbiased and probability-weighted amount that is determined by evaluating a range of possible outcomes; (ii) the time value of money; and (iii) reasonable and supportable information that is available without undue cost or effort at the reporting date about past events, current conditions and forecasts of future economic conditions.

NOTES TO THE CONSOLIDATED FINANCIAL STATEMENTS (CONTINUED)

FOR THE YEAR ENDED 31 DECEMBER 2022

(In RMB thousands, unless otherwise stated)

3 SIGNIFICANT ACCOUNTING POLICIES, SIGNIFICANT ACCOUNTING JUDGEMENTS AND ESTIMATES (CONTINUED)

3.1 Significant accounting policies (Continued)

(5) Financial instruments (Continued)

(e) Impairment of financial assets (Continued)

For financial instruments whose impairment losses are measured using the ECL model, the Group assesses whether their credit risk has increased significantly since their initial recognition, and applies a three-stage impairment model to calculate their impairment allowance and recognize their ECL, as follows:

Stage 1: The Group measures the loss allowance for a financial instrument at an amount equal to the next 12 months ECL if the credit risk of that financial instrument has not increased significantly since initial recognition.

Stage 2: The Group measures the loss allowance for a financial instrument at an amount equal to the lifetime ECL if the credit risk of that financial instrument has increased significantly since initial recognition, but is not yet deemed to be credit-impaired.

Stage 3: The Group measures the loss allowance for a financial instrument at an amount equal to the lifetime ECL if the financial instrument is credit-impaired.

The Group applies the impairment requirements for the recognition and measurement of credit loss allowance for debt instruments that are measured at FVOCI. The loss allowance is recognized in OCI and the impairment loss is recognized in profit or loss, and it should not reduce the carrying amount of the financial asset in the statement of financial position.

The Group has measured the loss allowance for a financial instrument at an amount equal to the lifetime ECL in the previous reporting period, but determines to measure it at an amount equal to the next 12 months ECL at the current reporting date since the credit risk of that financial instrument has increased significantly since initial recognition is no longer met, and the amount of ECL reversal is recognized in profit or loss, except for POCI financial assets.

NOTES TO THE CONSOLIDATED FINANCIAL STATEMENTS (CONTINUED)

FOR THE YEAR ENDED 31 DECEMBER 2022

(In RMB thousands, unless otherwise stated)

3 SIGNIFICANT ACCOUNTING POLICIES, SIGNIFICANT ACCOUNTING JUDGEMENTS AND ESTIMATES (CONTINUED)

3.1 Significant accounting policies (Continued)

(5) Financial instruments (Continued)

(f) Derivative financial instruments

Derivative financial instruments are initially recognized at fair value on the date a derivative contract is entered into and are subsequently remeasured at their fair value. Derivatives are recognized as assets when the fair value is positive and as liabilities when the fair value is negative.

The changes on fair value of derivative financial instruments are directly recognized in the consolidated income statement. The difference between fair value and carrying amount is recognized as investment income when disposing.

(g) Derecognition of Financial Instruments

A financial asset is derecognized, when one of the following criteria is satisfied: (i) the contractual rights to receive cash flows from the assets have expired; (ii) the Group has transferred substantially all the risks and rewards of ownership of the financial asset; (iii) the Group has neither transferred nor retained substantially all the risks and rewards of ownership of the financial asset, but has not retained control.

When equity financial assets designated as at FVOCI are derecognized, the cumulative gain or loss previously recognized in OCI is reclassified to retained earnings. When other financial assets are derecognized, the cumulative gain or loss previously recognized in OCI is reclassified from equity to profit or loss and recognized in "Net investment gains".

A financial liability is derecognized when it is wholly or partly extinguished, that is when the obligation is wholly or partly discharged. Fair value gains and losses are charged to profit or loss. When financial liabilities designated as at FVPL are derecognized, cumulative gains and losses are subsequently reclassified from other comprehensive income to retained earnings.

(h) Offsetting financial instruments

Financial assets and liabilities are offset and the net amount is reported in the consolidated statement of financial position when there is a current legally enforceable right to set off the recognized amounts and there is an intention to settle on a net basis, or realize the asset and settle the liability simultaneously. Otherwise, financial assets and financial liabilities are reported separately.

NOTES TO THE CONSOLIDATED FINANCIAL STATEMENTS (CONTINUED)

FOR THE YEAR ENDED 31 DECEMBER 2022

(In RMB thousands, unless otherwise stated)

3 SIGNIFICANT ACCOUNTING POLICIES, SIGNIFICANT ACCOUNTING JUDGEMENTS AND ESTIMATES (CONTINUED)

3.1 Significant accounting policies (Continued)

(6) Leases

(a) *Initial measurement of the right-of-use asset and lease liability*

Initial measurement of the right-of-use asset

The right-of-use asset is defined as the right of underlying assets in the lease term for the Group as a lessee. The lease term is defined as the non-cancellable period of the lease for the Group as a lessee.

At the commencement date, a lessee shall measure the right-of-use asset at cost. The cost of the right-of-use asset shall comprise:

- (a) the amount of the initial measurement of the lease liability;
- (b) any lease payments made at or before the commencement date, less any lease incentives received;
- (c) any initial direct costs incurred by the lessee; and
- (d) an estimate of costs to be incurred by the lessee in dismantling and removing the underlying asset, restoring the site on which it is located or restoring the underlying asset to the condition required by the terms and conditions of the lease.

Initial direct costs are defined as incremental costs. Incremental costs would not have been incurred if a lease had not been obtained.

Initial measurement of the lease liability

At the commencement date, a lessee shall measure the lease liability at the present value of the lease payments that are not paid at that date.

The lease payments shall be discounted using the interest rate implicit in the lease, if that rate can be readily determined. If that rate cannot be readily determined, the lessee shall use the lessee's incremental borrowing rate.

The lessee uses as the discount rate the interest rate implicit in the lease – this is the rate of interest that causes the present value of lease payments and the unguaranteed residual value to equal the sum of the fair value of the underlying asset and any initial direct costs of the lessor.

The incremental borrowing rate is defined as the rate of interest that a lessee would have to pay to borrow, over a similar term and with a similar security, the funds necessary to obtain an asset of a similar value to the cost of the right-of-use asset in a similar economic environment.

NOTES TO THE CONSOLIDATED FINANCIAL STATEMENTS (CONTINUED)

FOR THE YEAR ENDED 31 DECEMBER 2022

(In RMB thousands, unless otherwise stated)

3 SIGNIFICANT ACCOUNTING POLICIES, SIGNIFICANT ACCOUNTING JUDGEMENTS AND ESTIMATES (CONTINUED)

3.1 Significant accounting policies (Continued)

(6) Leases (Continued)

(b) *Subsequent measurement of the right-of-use asset and lease liability*

Subsequent measurement of the right-of-use asset

At the commencement date, the Group as a lessee shall measure the right-of-use asset at cost and apply the depreciation requirements in IAS 16 Property, Plant and Equipment in depreciating the right-of-use asset. If the lease transfers ownership of the underlying asset to the lessee by the end of the lease term, the lessee shall depreciate the right-of-use asset from the commencement date to the end of the useful life of the underlying asset. Otherwise, the lessee shall depreciate the right-of-use asset from the commencement date to the earlier of the end of the useful life of the right-of-use asset or the end of the lease term.

Subsequent measurement of the lease liability

After the commencement date, the Group shall recognise interest on the lease liability in profit or loss. Interest on the lease liability in each period during the lease term shall be the amount that produces a constant periodic rate of interest on the remaining balance of the lease liability.

(c) *Recognition of short-term leases and leases of low value assets*

Short-term leases are leases with a lease term of 12 months from the commencement date or less. Leases of low value assets are the underlying assets are of low value when new. The right-of-use asset and lease liability are not recognized by the Group for short-term leases and leases of low value assets.

(7) Reverse repurchase agreements and financial assets sold under repurchase agreements

Financial assets transferred as collateral in connection with repurchase agreements, involving fixed repurchase dates and prices, are not derecognized. They continue to be recorded as original financial assets before transferred. The corresponding liability is included in financial assets sold under repurchase agreements.

Consideration paid for financial assets held under agreements to resell are recorded as reverse repurchase agreements, the related collateral accepted is not recognized in the consolidated financial statements.

The difference between the purchase and resale consideration, and that between the sale and repurchase consideration, is amortized over the period of the respective transaction using the effective interest method and is recognized through profit or loss.

NOTES TO THE CONSOLIDATED FINANCIAL STATEMENTS (CONTINUED)

FOR THE YEAR ENDED 31 DECEMBER 2022

(In RMB thousands, unless otherwise stated)

3 SIGNIFICANT ACCOUNTING POLICIES, SIGNIFICANT ACCOUNTING JUDGEMENTS AND ESTIMATES (CONTINUED)

3.1 Significant accounting policies (Continued)

(8) Margin financing and securities lending services

Margin financing and securities lending services refer to the lending of funds by the Group to clients for purchase of securities, or lending of securities by the Group to clients for securities selling, for which the clients provide the Group with collateral.

The Group recognizes margin accounts at initial recognition, and recognizes interest income accordingly. Securities lent are not derecognized, but still accounted for as the original financial assets, and interest income is recognized accordingly.

Securities trading on behalf of margin financing and securities lending clients are accounted for as securities brokerage services.

(9) Fiduciary wealth management

The Group's fiduciary wealth management business includes targeted asset management, collective asset management and specified asset management. The Group keeps separate accounting records for each of these investment schemes, and periodically reconciles the accounting and valuation results of each scheme with the custodians.

(10) Associates

Associates are all entities over which the Group has significant influence. Significant influence is the power to participate in the financial and operating policy decisions of the investee, but is not control or joint control over those policies.

The Group's investments in associates are stated in the consolidated statement of financial position at the Group's share of net assets under the equity method of accounting. The Group's share of the post-acquisition results and reserves of associates is included in the consolidated income statement and consolidated reserves, respectively. Unrealized gains and losses resulting from transactions between the Group and its associates are eliminated to the extent of the Group's investments in the associates.

(11) Investment properties

Investment properties comprise real estate properties for the purpose of earning rental income and/or for capital appreciation, including buildings that have been leased out.

The Group's investment properties are accounted for using the cost model. The initial recognition and subsequent measurement of buildings and properties that are leased out are accounted for using the same measurement and depreciation methods as those for property, plant and equipment.

NOTES TO THE CONSOLIDATED FINANCIAL STATEMENTS (CONTINUED)

FOR THE YEAR ENDED 31 DECEMBER 2022

(In RMB thousands, unless otherwise stated)

3 SIGNIFICANT ACCOUNTING POLICIES, SIGNIFICANT ACCOUNTING JUDGEMENTS AND ESTIMATES (CONTINUED)

3.1 Significant accounting policies (Continued)

(12) Property, plant and equipment

(a) Recognition criteria for property, plant and equipment

Property, plant and equipment refer to tangible assets held and controlled by the Group that the Group expects to use for more than one year for using in the supply of services or for administrative purpose. An asset is recognized as property, plant and equipment only if the following criteria are both satisfied:

- (i) It is highly probable that future economic benefits associated with the property, plant and equipment will flow to the Group;
- (ii) The cost of the asset can be measured reliably.

(b) Property, plant and equipment initially measured at cost

Cost of an item of purchased property, plant and equipment comprises purchase price, tax and any costs directly attributable to bringing the asset to the condition necessary for its intended use and it includes transportation costs, installation and assembly costs, and professional service fees.

Expenditure incurred after the property, plant and equipment have been put into operation, such as repairs and maintenance expenditure are recognized in the profit or loss as incurred. Depreciation of property, plant and equipment is calculated on the straight-line basis monthly.

Estimated useful life, depreciation rate and estimated residual value of each item of property, plant and equipment which are required by the operation of the Group are as follows:

Types of property plant and equipment	Estimated useful life	Monthly depreciation rate	Estimated residual value
Properties and buildings	35 years	2.262‰	5%
Electronic devices	2 to 5 years	1.667%-4.167%	0%
Transportation vehicles	5 years	1.617%	3%
Communication equipment	5 years	1.617%	3%
Office equipment	3 years	2.778%	0%
Security equipment	5 years	1.617%	3%
Others	5 years	1.617%	3%

The years that the property, plant and equipment were already in use were excluded when determining the estimated useful lives of these types of the property, plant and equipment. The estimated useful life, the estimated residual value and the depreciation method of each type of the property, plant and equipment are reviewed, and adjusted if appropriate, at each financial year end. Gains and losses on disposal of property, plant and equipment, the costs of disposal and taxes in connection with such disposal are considered in the determination of the estimated residual value.

NOTES TO THE CONSOLIDATED FINANCIAL STATEMENTS (CONTINUED)

FOR THE YEAR ENDED 31 DECEMBER 2022

(In RMB thousands, unless otherwise stated)

3 SIGNIFICANT ACCOUNTING POLICIES, SIGNIFICANT ACCOUNTING JUDGEMENTS AND ESTIMATES (CONTINUED)

3.1 Significant accounting policies (Continued)

(12) Property, plant and equipment (Continued)

(c) Construction in progress

Costs of construction in progress are determined based on the actual expenditure incurred which include all necessary expenditure incurred during the construction period, borrowing costs eligible for capitalization and other costs incurred to bring the asset to its intended use.

Items classified as construction in progress are transferred to property, plant and equipment when such assets are ready for their intended use.

(13) Intangible assets

Intangible assets are recognized only when it is probable that future economic benefits associated with the item will flow to the Group and the cost of the item can be measured reliably, and measured initially at cost. Intangible assets acquired from business combination and their fair value can be measured reliably are recognized as intangible assets individually and measured at their fair value as at date of combination.

Useful lives of intangible assets are determined as the period that the assets are expected to generate economic benefits for the Group, and when there is no foreseeable limit on the period of time over which the asset is expected to generate economic benefits for the Group, the intangible assets are regarded as having indefinite useful life.

Intangible assets with finite useful lives shall be amortized on a straight-line basis over the useful period. The useful lives and amortization method of the intangible assets with finite useful lives shall be reviewed by the Group at least at each financial year end, and adjusted as appropriate. The residual value of an intangible asset with a finite useful life shall be assumed to be zero unless there is a commitment by a third party to purchase the asset at the end of its useful life, or there is an active market for the asset, where residual value can be determined by reference to that market; and it is probable that such a market will exist at the end of the asset's useful life.

Trading seat rights at Shanghai and Shenzhen Stock Exchanges are amortized over 10 years (subject to any changes in industry rules subsequently issued) and charged to the consolidated income statement. Outsourcing software is amortized over 5 years. Self-developed software, patents, non-patents, trade mark right, client relationship and other intangible assets are amortized over their useful lives.

Intangible assets with indefinite useful lives need to be assessed for impairment no matter if there is any impairment evidence. These assets need not to be amortized, and their useful lives shall be reviewed during every accounting period. If there is any evidence to support that the useful lives are definite, these intangible assets shall apply the policies of intangible assets with definite useful lives.

NOTES TO THE CONSOLIDATED FINANCIAL STATEMENTS (CONTINUED)

FOR THE YEAR ENDED 31 DECEMBER 2022

(In RMB thousands, unless otherwise stated)

3 SIGNIFICANT ACCOUNTING POLICIES, SIGNIFICANT ACCOUNTING JUDGEMENTS AND ESTIMATES (CONTINUED)

3.1 Significant accounting policies (Continued)

(14) Long-term pre-paid expense

Improvement expenses on property, plant and equipment under operating leases are amortized on a straight-line basis over the shorter of the contractual lease terms and 5 years, while long-term pre-paid expenses are amortized on a straight-line basis over their respective benefit periods but no longer than 10 years.

(15) Revenue

An entity should determine at contract inception whether control of a good or service is transferred over time or at a point in time. The determination should depict the transfer of benefits to the customer and should be evaluated from the customer's perspective.

An entity should first assess whether the performance obligation is satisfied with the following criteria over time. If not, the good or service transfers at a point in time.

- (i) The customer concurrently receives and consumes the benefits provided by the entity's performance as the entity performs.
- (ii) The entity's performance creates or enhances a customer-controlled assets.
- (iii) The entity's performance does not create an asset with an alternative use and the entity has a right to payment for performance completed to date.

Where performance of a single service contract takes place over time, revenue should be recognized as performance takes place, excluding the stage of performance cannot be determined.

An entity that cannot reasonably measure the outcome of a performance obligation, but expects to recover the costs incurred, should recognize revenue only to the extent of the cost until a reliable measure of progress can be made.

NOTES TO THE CONSOLIDATED FINANCIAL STATEMENTS (CONTINUED)

FOR THE YEAR ENDED 31 DECEMBER 2022

(In RMB thousands, unless otherwise stated)

3 SIGNIFICANT ACCOUNTING POLICIES, SIGNIFICANT ACCOUNTING JUDGEMENTS AND ESTIMATES (CONTINUED)

3.1 Significant accounting policies (Continued)

(15) Revenue (Continued)

An entity will recognize revenue at a point in time (when control transfers) for performance obligation that meet the criteria for recognition of revenue at a point in time:

- Revenue from underwriting services is recognized when the control of the underwriting services is provided to the client. The revenue is usually recognized upon completion of the offering.
- Revenue from the securities brokerage services is recognized on the date of the securities transaction.
- Revenue from asset management services is recognized when management services are provided in accordance with the asset management contract.
- Revenues from other businesses, including investment banking advisory and sponsoring services are recognized when the contractual obligations are fulfilled.

Interest income of debt investments at amortized costs and FVOCI, is measured by carrying amount and effective interest rate. Interest income of credit impaired financial assets are measured by amortized cost and effective interest rate. Net gains of holding period from financial investments at FVPL is measured as “Net investment gains”.

(16) Income tax

Income tax comprises current tax and deferred income tax. Current tax is the amount of current income tax payable calculated based on current taxable income. Taxable income is calculated based on the adjustment to the current year pre-tax accounting profit according to the applicable tax laws.

For current income tax liabilities or current income tax assets generated from the current and prior periods, the expected income tax payable or the income tax deduction is calculated according to the applicable tax laws.

The Group measures deferred income tax using the liability method on temporary differences arising between the carrying amount of an asset or liability at the end of the reporting period and its tax base.

NOTES TO THE CONSOLIDATED FINANCIAL STATEMENTS (CONTINUED)

FOR THE YEAR ENDED 31 DECEMBER 2022

(In RMB thousands, unless otherwise stated)

3 SIGNIFICANT ACCOUNTING POLICIES, SIGNIFICANT ACCOUNTING JUDGEMENTS AND ESTIMATES (CONTINUED)

3.1 Significant accounting policies (Continued)

(16) Income tax (Continued)

All taxable temporary differences are recognized as deferred income tax liabilities, except:

- (i) The deferred income tax liability arises from the initial recognition of goodwill or of an asset or liability in a transaction that is not a business combination and, at the time of the transaction, affects neither the accounting profit nor taxable income or deductible expenses; and
- (ii) In respect of taxable temporary differences associated with investments in subsidiaries, associates and joint ventures, when the timing of the reversal of the temporary differences can be controlled and it is probable that the temporary differences will not be reversed in the foreseeable future.

Deferred income tax assets are recognized for all deductible temporary differences, the carryforward of unused tax credits and any unused tax losses. Deferred tax assets are recognized to the extent that it is probable that taxable profit will be available against which the deductible temporary differences, the carryforward of unused tax credits and unused tax losses can be utilized, except:

- (i) The deferred income tax asset relating to the deductible temporary differences arises from the initial recognition of an asset or liability in a transaction that is not a business combination and, at the time of the transaction, affects neither the accounting profit nor taxable income or deductible expenses; and
- (ii) In respect of deductible temporary differences associated with investments in subsidiaries, associates and joint ventures, deferred income tax assets are recognized only to the extent that it is probable that the temporary differences will be reversed in the foreseeable future and taxable profit will be available against which the temporary differences can be utilised.

Deferred income tax assets and deferred income tax liabilities are measured at the tax rates that are expected to apply to the period when the asset is realized or the liability is settled, based on tax rates (and tax laws) that have been enacted or substantively enacted by the end of each reporting period and reflect the corresponding tax effect.

The carrying amount of deferred income tax assets is reviewed at the end of each reporting period and reduced to the extent that it is no longer probable that sufficient taxable income will be available to allow all or part of the deferred income tax asset to be utilized. When it is virtually probable that sufficient taxable income will be available, the reduced amount will be reversed accordingly.

NOTES TO THE CONSOLIDATED FINANCIAL STATEMENTS (CONTINUED)

FOR THE YEAR ENDED 31 DECEMBER 2022

(In RMB thousands, unless otherwise stated)

3 SIGNIFICANT ACCOUNTING POLICIES, SIGNIFICANT ACCOUNTING JUDGEMENTS AND ESTIMATES (CONTINUED)

3.1 Significant accounting policies (Continued)

(16) Income tax (Continued)

Deferred tax assets and liabilities are offset:

- (i) when there is a legally enforceable right to set off deferred tax assets against deferred tax liabilities; and
- (ii) when they relate to income taxes levied by the same taxation authority and the Group intends to settle its current tax assets and liabilities on a net basis.

(17) Employee compensation

Employee compensation refers to all forms of consideration and other related expenditure given or incurred by the Group in exchange for services rendered by employees or compensate for the termination of labour contract. The compensation payable is recognized as liability in the accounting period of services provided by employee. The employee compensation comprises of short-term compensation, post-employment welfare, termination benefits, and other long-term employee welfares.

Short-term compensation comprises of staff salaries, bonus, allowances, and subsidies, as well as social insurance expenses including employee welfare, medical insurance charge, work-related injury insurance charge, and maternity insurance and also covers housing funds, labour union expenses, personnel education expenses, short-term paid leave, short-term profit-sharing plan, non-monetary welfare and other short-term compensations.

Post-employment welfare plans refer to agreements reached with employees or policies and measures established by the Group in relation to post-employment welfare. The defined contribution plans refer to post-employment welfare plans in which the Group pays contribution to an independent fund and the Group has no further payment obligation.

(18) Government grants

Government grants are recognized at their fair value where there is reasonable assurance that the grant will be received and all attaching conditions will be complied with. Where the Group receives grants of monetary assets, the grants are recorded at the amount received or receivable. Where the Group receives grants of non-monetary assets, the grants are recorded at the fair value of the non-monetary assets. When fair value cannot be reliably measured, they are recognized at nominal amount.

Government grants for purchasing, building or forming long-term assets in other methods stipulated in government documents are recognized as government grants related to assets. Judgements should be made based on the necessary basic conditions for obtaining the government grants when government documents are unclearly stated. Government grants with purchasing, building or forming long-term assets in other methods as basic condition are recognized as government grants related to assets, whereas the other grants are related to income.

NOTES TO THE CONSOLIDATED FINANCIAL STATEMENTS (CONTINUED)

FOR THE YEAR ENDED 31 DECEMBER 2022

(In RMB thousands, unless otherwise stated)

3 SIGNIFICANT ACCOUNTING POLICIES, SIGNIFICANT ACCOUNTING JUDGEMENTS AND ESTIMATES (CONTINUED)

3.1 Significant accounting policies (Continued)

(18) Government grants (Continued)

Government grants related to income which are to compensate relevant expenditures or losses in future periods are recognized as deferred income and released into the consolidated income statement during the period when the expense incurs. Government grants that are to compensate the incurred expenses or losses are recognized into profit or loss directly. Government grants related to assets are recognized as deferred income, and released to profit or loss over the expected useful life of the relevant assets by equal annual instalments. Government grants measured at nominal amount are recorded in the consolidated income statement directly.

(19) Impairment

The Group assesses impairment of assets other than deferred tax assets and financial assets as follows:

The Group assesses at each financial reporting date whether there is any indication that assets are impaired. When any such indication exists, the Group estimates the recoverable amount and assesses impairment allowance. For goodwill acquired from business combination and intangible assets with indefinite useful life, no matter there is objective evidence of impairment or not, impairment should be assessed at each annual financial reporting date. Impairment for intangible assets not readily for use is also assessed annually.

The recoverable amount is the higher of an asset's fair value less costs of disposal and the present value of the estimated future cash flow expected to be derived from the asset. The Group estimates the recoverable amount on the basis of individual asset. When it is difficult to estimate the recoverable amount individually, the recoverable value of the cash generating units which the asset belongs to will be estimated. The recognition of a group of assets shall base on whether the main cash flow generated by the group of assets is independent from those generated by other assets or groups of assets.

When recoverable amounts of assets or groups of assets are lower than their carrying amounts, the Group reduces the carrying amount to recoverable amount. The reduced amounts are recognized in the consolidated income statement and corresponding allowances are made.

For impairment test of goodwill, goodwill acquired in a business combination is, from the acquisition date, allocated to each of the Group's cash-generating units, or groups of cash-generating units when being unable to be allocated to each of the cash-generating units. Cash-generating units or groups of cash-generating units refer to those that can benefit from the synergies of the combination and are not larger than the reportable segment determined by the Group.

NOTES TO THE CONSOLIDATED FINANCIAL STATEMENTS (CONTINUED)

FOR THE YEAR ENDED 31 DECEMBER 2022

(In RMB thousands, unless otherwise stated)

3 SIGNIFICANT ACCOUNTING POLICIES, SIGNIFICANT ACCOUNTING JUDGEMENTS AND ESTIMATES (CONTINUED)

3.1 Significant accounting policies (Continued)

(19) Impairment (Continued)

When performing impairment test for the (groups of) cash-generating unit to which goodwill is allocated, if there is indication of impairment, the Group firstly tests the (groups of) cash-generating unit excluding goodwill, calculates the recoverable amount and recognizes relevant impairment losses. The Group then tests the (groups of) cash-generating units including goodwill, and compares the carrying amount and recoverable amount. If the carrying amount exceeds the recoverable amount, the amount of impairment loss is firstly deducted from the carrying amount of goodwill allocated to the (groups of) cash-generating unit, and then from the carrying amount of each of other assets (other than goodwill) within the (groups of) cash-generating unit, on pro rata basis.

Once the loss of impairment of the above-mentioned assets has been recognized, it will not be reversed in the future accounting period.

(20) Related parties

If a party has the power to control, jointly control or exercise significant influence over another party, or vice versa, or where the Group and one or more parties are subject to common control or joint control from another party, they are considered to be related parties.

A party is considered to be related to the Group if:

- (a) the party is a person or a close member of that person's family and that person:
 - (i) has control or joint control over the Group;
 - (ii) has significant influence over the Group; or
 - (iii) is a member of the key management personnel of the Group or of a parent of the Group;

NOTES TO THE CONSOLIDATED FINANCIAL STATEMENTS (CONTINUED)

FOR THE YEAR ENDED 31 DECEMBER 2022

(In RMB thousands, unless otherwise stated)

3 SIGNIFICANT ACCOUNTING POLICIES, SIGNIFICANT ACCOUNTING JUDGEMENTS AND ESTIMATES (CONTINUED)

3.1 Significant accounting policies (Continued)

(20) Related parties (Continued)

- (b) the party is an entity where any of the following conditions applies:
- (i) the entity and the Group are members of the same group;
 - (ii) one entity is an associate or joint venture of the other entity (or of a parent, subsidiary or fellow subsidiary of the other entity);
 - (iii) the entity and the Group are joint ventures of the same third party;
 - (iv) one entity is a joint venture of a third entity and other entity is an associate of the third entity;
 - (v) the entity is a post-employment benefit plan for the benefit of employees of either the Group or an entity related to the Group;
 - (vi) the entity is controlled or jointly controlled by a person identified in (a); and
 - (vii) a person identified in (a)(i) has significant influence over the entity or is a member of the key management personnel of the entity (or of a parent of the entity).

(21) Contingencies

The obligation pertinent to contingencies shall be recognized as provisions when the following conditions are satisfied concurrently:

- the obligation is a present obligation of the Group;
- the obligation is probable to cause a future outflow of resources from the Group as a result of performance of the obligation; and
- the amount of the obligation can be reliably measured.

The amount of a provision is initially measured in accordance with the best estimate of the necessary expenses for the performance of the current obligation. To determine the best estimate, the Group takes into full consideration of risks, uncertainty, time value of money and other factors pertinent to the contingencies. The Group reviews the book value of the provisions at each balance sheet date. If there is substantial evidence that the amount of provisions cannot reflect the current best estimate, the Group will adjust the amount in accordance with the current best estimate.

A contingent liability is a possible obligation that a rise from past events and whose existence will be confirmed only by the occurrence or non-occurrence of one or more uncertain future events not wholly within the control of the entity; or, a present obligation that arises from past events but it is not probable that an outflow of resources embodying economic benefits will be required to settle the obligation; or the amount of the obligation cannot be measured with sufficient reliability.

NOTES TO THE CONSOLIDATED FINANCIAL STATEMENTS (CONTINUED)

FOR THE YEAR ENDED 31 DECEMBER 2022

(In RMB thousands, unless otherwise stated)

3 SIGNIFICANT ACCOUNTING POLICIES, SIGNIFICANT ACCOUNTING JUDGEMENTS AND ESTIMATES (CONTINUED)

3.1 Significant accounting policies (Continued)

(22) Perpetual bonds

Perpetual bonds issued by the Group, which satisfied with the following criteria are classified as equity instruments:

- (i) Financial instruments exclude those are settled on a net basis in cash (or other financial assets);
- (ii) Financial instruments must or can be settled on own equity: (a) For non-derivative contracts, they exclude those are settled gross by delivery of a variable number of own shares; (b) Derivative contracts that result in the delivery of a fixed amount of cash or other financial assets for a fixed number of an entity's own equity instruments.

Dividends for the perpetual bonds, which are classified as equity instruments, are accounted for as profit distribution.

(23) Profit distribution

After-tax profit for the year is firstly applied to make up for the losses of previous years. Secondly, the Company sets aside 10% of after-tax profit for a statutory surplus reserve, 10% of after-tax profit for a general risk reserve, and according to the requirements of the CSRC, sets aside 10% of after-tax profit for a transaction risk reserve. In addition, with the approval from the Annual General Meeting, the Company may appropriate certain proportions of net profit for a discretionary surplus reserve after setting aside the statutory surplus reserve. The remaining after-tax profit is distributed according to the resolution approved at the Annual General Meeting. If the aggregate balance of the statutory reserve has reached 50% of the Company's registered capital, appropriation for the statutory reserve is no longer mandatory.

General risk reserve and transaction risk reserve sets aside by the Company are used to make up for any losses arising from securities transactions. The Company's reserve funds are used to make up for any losses of the Company, expand the Company's business or as additional capital of the Company. However, capital reserve cannot be used to make up for the Company's losses. When the statutory reserve funds are converted to capital, the balance of the statutory reserve funds cannot be less than 25% of the Company's registered capital.

Dividends proposed by the directors are not deducted from equity, until they have been approved by the ordinary equity holders in the Annual General Meeting. When these dividends have been approved by the ordinary equity holders, they are recognized as a liability.

NOTES TO THE CONSOLIDATED FINANCIAL STATEMENTS (CONTINUED)

FOR THE YEAR ENDED 31 DECEMBER 2022

(In RMB thousands, unless otherwise stated)

3 SIGNIFICANT ACCOUNTING POLICIES, SIGNIFICANT ACCOUNTING JUDGEMENTS AND ESTIMATES (CONTINUED)

3.2 Significant accounting judgements and estimates

During the preparation of the Group's financial statements, management will make judgements, estimates and assumptions about the impact of future uncertainties on revenue, expenses, assets and liabilities, and disclosure of contingent liabilities. At the end of the reporting period, management made the following judgements and main assumptions on major future uncertainties, which might lead to adjustments in the book value of assets and liabilities.

(1) Measurement of the expected credit loss allowance

The measurement of the expected credit loss ("ECL") allowance for debt instruments, including investments in financial assets measured at amortized cost and FVOCI is an area that requires the use of models and assumptions about future economic conditions and credit behavior of the client (such as the likelihood of customers defaulting and the resulting losses).

A number of significant judgements are also required in applying the accounting requirements for measuring ECL, such as:

- Selection of the appropriate models and determination of relevant key measurement parameters;
- Criteria for determining whether or not there was a significant increase in credit risk, or a default or impairment loss was incurred;
- Determination of forward-looking measurements and weightings; and
- The estimated future cash flows for the financial assets classified under Stage 3.

Inputs, assumptions and estimation techniques

ECL are the discounted product of probability of default having considered the forward-looking impact, exposure at default, and loss given default.

Forward – looking information incorporated in the ECL model

A pervasive concept in measuring ECL in accordance with IFRS9 is that it should consider forward-looking information. The assessment of SICR and the calculation of ECL both incorporated forward-looking information. The Group has performed historical data and identified the key economic variables impacting credit risk and ECL for each financial instrument portfolio. These economic variables and their associated impact on the probability of default ("PD") vary by product type. The impact of these economic variables on the PD has been determined by performing statistical regression analysis to understand the impact changes in these variables have had historically on default rates.

Details of the significant accounting judgements and estimates above please refer to Note 53.1.

NOTES TO THE CONSOLIDATED FINANCIAL STATEMENTS (CONTINUED)

FOR THE YEAR ENDED 31 DECEMBER 2022

(In RMB thousands, unless otherwise stated)

3 SIGNIFICANT ACCOUNTING POLICIES, SIGNIFICANT ACCOUNTING JUDGEMENTS AND ESTIMATES (CONTINUED)

3.2 Significant accounting judgements and estimates (Continued)

(2) Classification of financial assets

When the Group determines the classification of financial assets, a number of significant judgements in the business model and the contractual cash flow characteristics of the financial assets are required. Factors considered by the Group in determining the business model for a group of financial assets include past experience on how the cash flows for these assets were collected, how the asset's performance is evaluated and reported to key management personnel, how risks are assessed and managed and how managers are compensated.

When the Group assesses whether the contractual cash flows of the financial assets are consistent with basic lending arrangements, the main judgements are described as below: whether the principal amount may change over the life of the financial asset (for example, if there are prepayment of principal); whether the interest includes only consideration for the time value of money, credit risk, other basic lending risks and a profit margin and cost, associated with holding the financial asset for a particular period of time.

(3) Fair Value of financial instruments

For financial instruments where there is a lack of active market, the Group uses valuation methods to determine its fair value. Valuation methods include referring to the transaction price determined when fair transactions are conducted between economic entities with complete information and willingness to buy and sell in the market, referring to the fair value of another similar financial instrument in the market, or using discount cash flow analysis and option pricing model to estimate. Valuation methods maximize the use of observable market information. However, when observable market information is unavailable, management will estimate the significant non-observable information included in the valuation methods.

(4) Income tax

The Group needs to make a judgement on future tax treatment of certain transactions to confirm income tax. In accordance with relevant tax regulations, the Group carefully evaluates the impact of income tax on transactions and accordingly calculates income tax. The deferred income tax assets can only be recognized when there is a possibility of future taxable profits and can be used to offset the temporary differences. This requires a major judgement on the tax treatment of certain transactions and a significant estimate of the possibility of having sufficient future taxable profits to offset deferred income tax assets.

NOTES TO THE CONSOLIDATED FINANCIAL STATEMENTS (CONTINUED)

FOR THE YEAR ENDED 31 DECEMBER 2022

(In RMB thousands, unless otherwise stated)

3 SIGNIFICANT ACCOUNTING POLICIES, SIGNIFICANT ACCOUNTING JUDGEMENTS AND ESTIMATES (CONTINUED)

3.2 Significant accounting judgements and estimates (Continued)

(5) Consolidation of structured entities

Management needs to make significant judgements on whether to control and consolidate structured entities, confirming whether it will affect accounting treatment and the financial situation and operating results of the Group.

In assessing control, the Group needs to consider: 1) the power of the investor to the investee; 2) the variable return enjoyed by the investee in the relevant activities; and 3) the ability to use the power of the investee to influence the amount of its return. If one or more of the three control elements mentioned above change, the Group will reassess whether control still exists.

In judging whether the Group controls the structured entities, it also needs to consider whether the Group's decision-making behavior is carried out as a principal or as an agent. Considerations usually include the scope of decision-making power of the Group to the structured entities, the substantive rights enjoyed by other parties, the level of remuneration of the Group, and the risk that the Group bears variable returns for holding other interests of the structured entities.

4 TAXATION

According to relevant PRC tax policies, the most significant categories of taxes to which the Group is currently subjected are as follows:

(1) Income tax

From 1 January 2008, the "Enterprise Income Tax Law of the PRC" and the "Regulations on the Implementation of Enterprise Income Tax Law of the PRC" became effective for the Company and its subsidiaries excluding China Futures Co., Ltd. and China Securities (International) Finance Holding Co., Ltd. Income tax computation and payment are governed by the "Announcement of the State Administration of Taxation on Printing and Distributing Administrative Measures for Collection of Consolidated Payments of Enterprise Income Tax by Enterprises with Multi-Location Operations" (Public Notice of the State Administration of Taxation [2012] No. 57). The PRC Enterprise income tax rate applicable to the Company is 25%.

In accordance with Announcement on Continuation of Implementation of Tax Preferential Treatments concerning Western China Development Strategy [2020] No. 23 issued by the Ministry of Finance (the "MOF"), the State Administration of Taxation (the "SAT") and the National Development and Reform Commission, the applicable income tax rates for China Futures Co., Ltd. is 15%.

The income tax rate for China Securities (International) Finance Holding Co., Ltd. is 16.5%.

NOTES TO THE CONSOLIDATED FINANCIAL STATEMENTS (CONTINUED)

FOR THE YEAR ENDED 31 DECEMBER 2022

(In RMB thousands, unless otherwise stated)

4 TAXATION (CONTINUED)

(2) Value added tax

Pursuant to the “Circular regarding the Comprehensive Implementation of the Pilot Programs for Transformation from Business Taxes to Value-added Taxes (the “VAT Pilot Programs”)” (Cai Shui [2016] No.36), the “Circular regarding Further Clarification of Relevant Policies Applicable to the Financial Sector in the Comprehensive Implementation of the VAT Pilot Programs (Cai Shui [2016] No.46), the “Supplementary Circular regarding VAT Policies Applicable to Transactions between Financial Institutions” (Cai Shui [2016] No.70) issued by the MOF and the SAT of the PRC, effective from 1 May 2016, the Group is subject to value-added taxes on its income from principal businesses at 6%.

In accordance with the “Circular regarding the Value-added Taxes Policies for Financial, Real Estate Development and Education Ancillary and Other Services” (Cai Shui [2016] No.140), the “Supplementary Circular regarding Issues concerning Value-added Taxes Policies for Asset Management Products” (Cai Shui [2017] No.2) and the “Circular on the Relevant Issues concerning Value-added Tax Levied on Asset Management Products” (Cai Shui [2017] No.56), the Group shall pay VAT at rate of 3% for related asset management taxable activities undertaken after 1 January 2018 as the manager of asset management products.

After the implementation of the VAT Pilot Programs, the Group’s related income is presented at value net of its respective VAT in the consolidated income statement.

(3) Urban maintenance and construction taxes and educational surcharges are charged at 7% and 3% of VAT payable, respectively. In addition, according to the provisions of “Administrative Measures for Collection and Usage of Local Educational Surcharges in Beijing” (Jing Zheng Fa [2011] No.72), since 1 January 2012, the local educational surcharges of the Company’s head office and securities trading department located in Beijing are paid at 2% of the total amount of value-added tax payable.

(4) Vehicle and vessel taxes, property taxes and stamp duties are levied in accordance with the provisions of the relevant tax laws and regulations.

5 OPERATING SEGMENT INFORMATION

For management purposes, the Group’s operating businesses are structured and managed separately according to the nature of their operations and the services they provide. Each of the Group’s operating segments represents a strategic business engaged in the following activities.

Investment banking segment: provides investment banking services, including financial advisory, sponsoring, underwriting of equity and debt securities.

Wealth management segment: serves as a brokerage agent for corporate and personal clients in the trading of equity stocks, funds, bonds and futures; and provides margin financing and securities lending services to these clients.

Trading and institutional client services segment: engages in trading of financial products; serves as a brokerage agent for institutional clients (financial institutions) in the trading of equity stocks, funds and bonds, and provides them with margin financing and securities lending; provides services in relation to sales of financial products to institutional clients, and provides specialized research and advisory services to assist their investment decision-making.

NOTES TO THE CONSOLIDATED FINANCIAL STATEMENTS (CONTINUED)

FOR THE YEAR ENDED 31 DECEMBER 2022

(In RMB thousands, unless otherwise stated)

5 OPERATING SEGMENT INFORMATION (CONTINUED)

Asset management segment: develops asset management products, fund management products services, and private placement offerings, and provides related services through subsidiaries and consolidated structured entities.

Other segment: primarily commodity trading and the treasury function from the head office.

Management monitors the performance and results of these operating segments for considerations of resource allocation and operating decision-making.

Income taxes are managed as a whole and are not allocated to operating segments.

	Year ended 31 December 2022					Total
	Investment banking	Wealth management	Trading and institutional client services	Asset management	Others	
Segment revenue and other income						
Fee and commission income	6,174,276	4,247,456	3,645,856	1,475,367	–	15,542,955
Interest income	–	4,840,950	3,912,035	9,600	769,966	9,532,551
Net investment gains	–	–	4,300,915	231,240	–	4,532,155
Other income	300	76,606	133,738	14,565	6,637,911	6,863,120
Total revenue and other income	6,174,576	9,165,012	11,992,544	1,730,772	7,407,877	36,470,781
Segment expenses	(3,252,872)	(6,609,660)	(9,268,961)	(820,702)	(7,059,876)	(27,012,071)
Including: Interest expenses	(89,036)	(2,060,389)	(4,885,372)	(48,063)	(59,080)	(7,141,940)
Credit impairment losses	(321)	33,504	(315,238)	(2,736)	(12)	(284,803)
Impairment losses on other assets	–	–	–	–	(25,980)	(25,980)
Operating profit	2,921,704	2,555,352	2,732,583	910,070	348,001	9,458,710
Share of profits and losses of associates	–	–	–	(63)	13,579	13,516
Profit before income tax	2,921,704	2,555,352	2,732,583	910,007	361,580	9,472,226
Income tax expense						(1,954,768)
Net profit for the year						<u>7,517,458</u>
Total assets	1,134,297	126,130,308	341,722,794	5,073,415	35,894,684	509,955,498
Total liabilities	4,454,062	115,780,838	285,247,111	3,007,586	8,177,220	416,666,817
Other segment information:						
Depreciation and amortization	291,765	280,334	314,410	72,482	52,533	1,011,524
Capital expenditure	158,603	158,265	174,198	33,382	22,501	546,949

NOTES TO THE CONSOLIDATED FINANCIAL STATEMENTS (CONTINUED)

FOR THE YEAR ENDED 31 DECEMBER 2022

(In RMB thousands, unless otherwise stated)

5 OPERATING SEGMENT INFORMATION (CONTINUED)

	Year ended 31 December 2021					Total
	Investment banking	Wealth management	Trading and institutional client services	Asset management	Others	
Segment revenue and other income						
Fee and commission income	5,958,018	4,740,294	3,260,573	1,398,706	–	15,357,591
Interest income	–	4,866,233	3,379,715	10,124	728,439	8,984,511
Net investment gains	–	–	7,544,248	479,835	–	8,024,083
Other income	5,300	49,421	3,411	8,147	6,600,493	6,666,772
Total revenue and other income	<u>5,963,318</u>	<u>9,655,948</u>	<u>14,187,947</u>	<u>1,896,812</u>	<u>7,328,932</u>	<u>39,032,957</u>
Segment expenses	(3,021,202)	(6,502,094)	(8,803,960)	(771,514)	(6,915,505)	(26,014,275)
Including: Interest expenses	(108,615)	(2,156,328)	(4,833,654)	(101,593)	(33,884)	(7,234,074)
Credit impairment losses	(895)	184,600	113,076	(1,465)	2,555	297,871
Impairment losses on other assets	–	–	–	–	(31,291)	(31,291)
Operating profit	<u>2,942,116</u>	<u>3,153,854</u>	<u>5,383,987</u>	<u>1,125,298</u>	<u>413,427</u>	<u>13,018,682</u>
Share of profits and losses of associates	–	–	–	(2,158)	4,302	2,144
Profit before income tax	<u>2,942,116</u>	<u>3,153,854</u>	<u>5,383,987</u>	<u>1,123,140</u>	<u>417,729</u>	<u>13,020,826</u>
Income tax expense						<u>(2,785,762)</u>
Net profit for the year						<u><u>10,235,064</u></u>
Total assets	<u>939,919</u>	<u>121,733,400</u>	<u>291,813,742</u>	<u>4,919,401</u>	<u>33,384,964</u>	<u>452,791,426</u>
Total liabilities	<u>4,630,435</u>	<u>117,413,058</u>	<u>239,385,986</u>	<u>4,239,546</u>	<u>7,116,117</u>	<u>372,785,142</u>
Other segment information:						
Depreciation and amortization	178,690	197,663	269,053	58,460	42,672	746,538
Capital expenditure	153,591	170,482	238,526	34,980	22,782	620,361

NOTES TO THE CONSOLIDATED FINANCIAL STATEMENTS (CONTINUED)

FOR THE YEAR ENDED 31 DECEMBER 2022

(In RMB thousands, unless otherwise stated)

6 FEE AND COMMISSION INCOME

	Year ended 31 December	
	2022	2021
Brokerage services income	7,277,827	7,718,226
Investment banking income	6,174,276	5,958,018
Asset and fund management income	1,475,367	1,398,706
Others	615,485	282,641
Total	<u>15,542,955</u>	<u>15,357,591</u>

7 INTEREST INCOME

	Year ended 31 December	
	2022	2021
Margin financing and securities lending	3,822,950	4,113,375
Bank deposits	3,072,053	2,607,286
Financial assets at fair value through other comprehensive income	1,875,224	1,594,370
Financial assets held under resale agreements	568,777	573,151
Others	193,547	96,329
Total	<u>9,532,551</u>	<u>8,984,511</u>

8 NET INVESTMENT GAINS

	Year ended 31 December	
	2022	2021
Net (losses)/gains from financial assets at fair value through profit or loss	(1,527,449)	8,996,380
Net (losses)/gains from disposal of subsidiaries and associates	(6,744)	556,091
Dividend income from financial assets at fair value through other comprehensive income	6,790	197,010
Net gains from disposal of financial assets at fair value through other comprehensive income	196,771	111,527
Net gains/(losses) from financial liabilities at fair value through profit or loss	1,018,093	(537,072)
Net gains/(losses) from derivatives	4,717,051	(831,268)
Net gains/(losses) attributable to other interest holders of consolidated structured entities	127,643	(468,585)
Total	<u>4,532,155</u>	<u>8,024,083</u>

NOTES TO THE CONSOLIDATED FINANCIAL STATEMENTS (CONTINUED)

FOR THE YEAR ENDED 31 DECEMBER 2022

(In RMB thousands, unless otherwise stated)

9 OTHER INCOME

	Year ended 31 December	
	2022	2021
Income from bulk commodity trading	6,596,553	6,560,270
Net gains/(losses) on foreign exchange	101,809	(33,122)
Government grants	65,966	58,364
Rental income	13,600	17,505
Gains on disposal of property, plant and equipment	(1,536)	818
Others	86,728	62,937
Total	<u>6,863,120</u>	<u>6,666,772</u>

10 EXPENSES

	Year ended 31 December	
	2022	2021
Fee and commission expenses:		
Brokerage expenses	1,347,476	1,481,862
Investment banking expenses	247,671	326,650
Others	178,343	112,458
Total	<u>1,773,490</u>	<u>1,920,970</u>
Interest expenses:		
Bonds in issue	3,177,324	3,042,260
Financial assets sold under repurchase agreements	1,983,748	2,037,448
Placements from banks and other financial institutions	672,582	881,654
Accounts payable to brokerage clients	573,525	334,622
Short-term financing instruments payable	470,579	762,576
Lease liabilities	64,677	41,166
Borrowings	22,004	8,542
Others	177,501	125,806
Total	<u>7,141,940</u>	<u>7,234,074</u>
Staff costs (including directors' and supervisors' remuneration):		
Salaries, bonuses and allowances	6,364,971	6,701,689
Staff benefits	943,751	702,965
Contributions to defined contribution schemes (i)	582,925	446,963
Total	<u>7,891,647</u>	<u>7,851,617</u>

NOTES TO THE CONSOLIDATED FINANCIAL STATEMENTS (CONTINUED)

FOR THE YEAR ENDED 31 DECEMBER 2022

(In RMB thousands, unless otherwise stated)

10 EXPENSES (CONTINUED)

- (i) Retirement benefits are included, and their nature is described below:

Full-time employees of the Group in Mainland China are covered by various government-sponsored retirement plans including social pension schemes and corporate pension schemes, under which the employees are entitled to a monthly pension. Relevant government agencies determine the amount of pension benefits and are responsible for the related pension liabilities to eligible retired employees. The Group is required to make monthly contributions to these government-sponsored retirement plans for active employees, which are expensed as incurred. The Group has no obligation for post-retirement benefits beyond these contributions.

In addition, the Group participates in various defined contribution retirement schemes for its qualified employees in certain countries or regions outside of Mainland China.

Other operating expenses and costs:

	Year ended 31 December	
	2022	2021
Cost of bulk commodity trading	6,593,450	6,536,063
Depreciation and amortization expenses	1,011,524	746,538
Electronic equipment operating expenses	369,095	321,614
Office operating expenses	346,264	226,447
Membership fees of exchanges	265,058	169,137
Business travel expenses	174,850	195,408
Postal and communication expenses	154,700	151,468
Business entertainment expenses	109,716	131,646
Consulting expenses	105,232	97,984
Business publicity expenses	95,924	54,825
Auditors' remuneration	6,644	6,533
Including: Audit service	5,851	5,489
Non-audit service	793	1,044
Others	505,770	468,730
Total	9,738,227	9,106,393

NOTES TO THE CONSOLIDATED FINANCIAL STATEMENTS (CONTINUED)

FOR THE YEAR ENDED 31 DECEMBER 2022

(In RMB thousands, unless otherwise stated)

11 DIRECTORS' AND SUPERVISORS' REMUNERATION

(1) Details of the directors' and supervisors' remuneration are as follows:

Name	Year ended 31 December 2022				Total remuneration before tax
	Salaries, allowances and other benefits	Discretionary bonuses	Directors' fees	Retirement benefits	
Executive Directors					
Wang Changqing (<i>Chairman</i>)	2,103	1,700	-	152	3,955
Li Geping (<i>General Manager</i>)	1,983	1,800	-	152	3,935
Non-executive Directors					
Yu Zhongfu	-	-	-	-	-
Wang Xiaolin (<i>a</i>)	-	-	-	-	-
Zhang Qin	-	-	-	-	-
Zhu Jia	-	-	-	-	-
Zhang Wei (<i>b</i>)	-	-	-	-	-
Yang Dong (<i>c</i>)	-	-	-	-	-
Wang Hua (<i>d</i>)	-	-	-	-	-
Independent Non-executive Directors					
Dai Deming (<i>e</i>)	-	-	280	-	280
Bai Jianjun (<i>f</i>)	-	-	275	-	275
Liu Qiao (<i>g</i>)	-	-	275	-	275
Pu Weiguang (<i>h</i>)	-	-	335	-	335
Lai Guanrong (<i>i</i>)	-	-	340	-	340
Zhou Chengyue (<i>j</i>)	-	-	-	-	-
Zhang Zheng (<i>k</i>)	-	-	85	-	85
Wu Xi (<i>l</i>)	-	-	85	-	85
Supervisors					
Zhou Xiaoyu (<i>m</i>)	1,551	1,800	-	152	3,503
Lin Xuan	1,455	1,800	-	147	3,402
Zhao Ming	1,186	2,500	-	137	3,823
Ai Bo	-	-	-	-	-
Zhao Lijun (<i>n</i>)	-	-	-	-	-
Wang Xiaoguang (<i>o</i>)	-	-	-	-	-
Total	8,278	9,600	1,675	740	20,293

NOTES TO THE CONSOLIDATED FINANCIAL STATEMENTS (CONTINUED)

FOR THE YEAR ENDED 31 DECEMBER 2022

(In RMB thousands, unless otherwise stated)

11 DIRECTORS' AND SUPERVISORS' REMUNERATION (CONTINUED)

(1) Details of the directors' and supervisors' remuneration are as follows: (Continued)

Name	Year ended 31 December 2021				Total remuneration before tax
	Salaries, allowances and other benefits	Discretionary bonuses	Directors' fees	Retirement benefits	
Executive Directors					
Wang Changqing (<i>Chairman</i>)	2,095	2,450	–	144	4,689
Li Geping (<i>General Manager</i>)	1,970	2,450	–	144	4,564
Non-executive Directors					
Yu Zhongfu	–	–	–	–	–
Wang Xiaolin (<i>a</i>)	–	–	–	–	–
Zhang Qin	–	–	–	–	–
Zhu Jia	–	–	–	–	–
Wang Hao (<i>p</i>)	–	–	–	–	–
Zhang Wei (<i>b</i>)	–	–	–	–	–
Yang Dong (<i>c</i>)	–	–	–	–	–
Wang Hua (<i>d</i>)	–	–	–	–	–
Independent Non-executive Directors					
Feng Genfu (<i>q</i>)	–	–	105	–	105
Zhu Shengqin (<i>r</i>)	–	–	105	–	105
Dai Deming (<i>e</i>)	–	–	230	–	230
Bai Jianjun (<i>f</i>)	–	–	230	–	230
Liu Qiao (<i>g</i>)	–	–	230	–	230
Pu Weiguang (<i>h</i>)	–	–	140	–	140
Lai Guanrong (<i>i</i>)	–	–	140	–	140
Supervisors					
Zhou Xiaoyu (<i>m</i>)	643	2,300	–	62	3,005
Lin Xuan	1,450	2,400	–	141	3,991
Zhao Ming	1,185	2,750	–	132	4,067
Ai Bo	–	–	–	–	–
Zhao Lijun (<i>n</i>)	–	–	–	–	–
Total	7,343	12,350	1,180	623	21,496

NOTES TO THE CONSOLIDATED FINANCIAL STATEMENTS (CONTINUED)

FOR THE YEAR ENDED 31 DECEMBER 2022

(In RMB thousands, unless otherwise stated)

11 DIRECTORS' AND SUPERVISORS' REMUNERATION (CONTINUED)

- (1) Details of the directors' and supervisors' remuneration are as follows: (Continued)

Except for the remuneration shown above, directors and supervisors received the following deferred bonuses in 2022 and 2021:

For the year ended 31 December 2022, Executive Director Wang Changqing received deferred bonuses of RMB2.00 million, Executive Director Li Geping received deferred bonuses of RMB2.00 million, Supervisor Zhou Xiaoyu received deferred bonuses of RMB1.70 million, Supervisor Lin Xuan received deferred bonuses of RMB1.70 million, Supervisor Zhao Ming received deferred bonuses of RMB0.56 million.

For the year ended 31 December 2021, Executive Director Wang Changqing received deferred bonuses of RMB1.81 million, Supervisor Lin Xuan received deferred bonuses of RMB0.88 million, Supervisor Zhao Ming received deferred bonuses of RMB0.79 million.

In 2022 and 2021, no directors and supervisors waived their remuneration. For non-executive directors and supervisors whose pre-tax remuneration were not paid by the Group was shown as zero in the above tables.

- (a) Wang Xiaolin resigned as non-executive director in March 2023.
- (b) Zhang Wei was appointed as non-executive director in June 2021.
- (c) Yang Dong was appointed as non-executive director in October 2021.
- (d) Wang Hua was appointed as non-executive director in June 2021.
- (e) Dai Deming resigned as independent non-executive director in September 2022.
- (f) Bai Jianjun resigned as independent non-executive director in September 2022.
- (g) Liu Qiao resigned as independent non-executive director in September 2022.
- (h) Pu Weiguang was appointed as independent non-executive director in May 2021.
- (i) Lai Guanrong was appointed as independent non-executive director in May 2021.
- (j) Zhou Chengyue was appointed as independent non-executive director in September 2022.
- (k) Zhang Zheng was appointed as independent non-executive director in September 2022.
- (l) Wu Xi was appointed as independent non-executive director in September 2022.
- (m) Zhou Xiaoyu was appointed as supervisor in August 2021.
- (n) Zhao Lijun resigned as supervisor in June 2022.

NOTES TO THE CONSOLIDATED FINANCIAL STATEMENTS (CONTINUED)

FOR THE YEAR ENDED 31 DECEMBER 2022
(In RMB thousands, unless otherwise stated)

11 DIRECTORS' AND SUPERVISORS' REMUNERATION (CONTINUED)

(1) Details of the directors' and supervisors' remuneration are as follows: (Continued)

- (o) Wang Xiaoguang was appointed as supervisor in June 2022.
- (p) Wang Hao resigned as non-executive director in September 2021.
- (q) Feng Genfu resigned as independent non-executive director in May 2021.
- (r) Zhu Shengqin resigned as independent non-executive director in May 2021.

(2) Other benefits and rights of directors and supervisors

For each of the years ended 31 December 2022 and 31 December 2021, no emoluments were paid by the Group to any of the persons who were directors, or supervisors as an inducement to join or upon joining the Group or as compensation for loss of office. Except for the contributions to social pension schemes and corporate pension schemes, there were no other retirement benefits for directors or supervisors; meanwhile, there were no consideration provided to third parties for making available directors' and supervisors' services.

For each of the years ended 31 December 2022 and 31 December 2021, no significant transactions, arrangements and contracts in relation to the Group's business to which the Company was a party and in which a director of the Company had a material interest, whether directly or indirectly. In addition, the Group did not provide any guarantees or securities to certain controlled body corporates and connected entities of the directors or supervisors in respect of their loans, quasi-loans or credit transactions.

12 FIVE HIGHEST PAID EMPLOYEES

For the year ended 31 December 2022 and 31 December 2021, the five highest paid employees excluded directors and supervisors are as follows:

	Year ended 31 December	
	2022	2021
Salaries, allowances and other benefits	7,188	8,155
Discretionary bonuses	8,250	25,300
Discretionary deferred bonuses	44,142	25,416
Retirement benefits	730	680
Total	<u>60,310</u>	<u>59,551</u>

NOTES TO THE CONSOLIDATED FINANCIAL STATEMENTS (CONTINUED)

FOR THE YEAR ENDED 31 DECEMBER 2022

(In RMB thousands, unless otherwise stated)

12 FIVE HIGHEST PAID EMPLOYEES (CONTINUED)

The number of these individuals whose remuneration fell within the following bands is set out below:

	Year ended 31 December	
	2022	2021
RMB9,000,001 to RMB10,000,000 yuan	1	–
RMB10,000,001 to RMB11,000,000 yuan	–	2
RMB11,000,001 to RMB12,000,000 yuan	1	–
RMB12,000,001 to RMB13,000,000 yuan	1	2
RMB13,000,001 to RMB14,000,000 yuan	1	1
RMB14,000,001 to RMB15,000,000 yuan	1	–
Total	5	5

For the year ended 31 December 2022, the remuneration of these individuals above includes 2015、2016 and 2018 pre-tax deferred bonus paid in 2022. For the year ended 31 December 2021, the remuneration of these individuals above includes 2017 pre-tax deferred bonus paid in 2021.

For each of the years ended 31 December 2022 and 31 December 2021, no remunerations were paid by the Group to these individuals as an inducement to join or upon joining the Group or as compensation for loss of office.

13 CREDIT IMPAIRMENT LOSSES/(REVERSALS)

	Year ended 31 December	
	2022	2021
Financial assets at fair value through other comprehensive income	319,638	120,647
Margin financing	86,335	14,806
Financial assets held under resale agreements	(112,159)	(443,932)
Others	(9,011)	10,608
Total	284,803	(297,871)

NOTES TO THE CONSOLIDATED FINANCIAL STATEMENTS (CONTINUED)

FOR THE YEAR ENDED 31 DECEMBER 2022

(In RMB thousands, unless otherwise stated)

14 INCOME TAX EXPENSE

(1) Income tax

	Year ended 31 December	
	2022	2021
Current income tax		
– Mainland China	2,214,212	2,679,917
– Outside Mainland China	9,976	15,964
Subtotal	2,224,188	2,695,881
Deferred income tax	(269,420)	89,881
Total	<u>1,954,768</u>	<u>2,785,762</u>

(2) Reconciliation between income tax and accounting profit

A reconciliation of the income tax expense applicable to profit before tax at the PRC statutory income tax rate of 25% to income tax expense at the Group's effective income tax rate is as follows:

	Year ended 31 December	
	2022	2021
Profit before income tax	9,472,226	13,020,826
Income tax at the PRC statutory income tax rate	2,368,057	3,255,207
Effects of different applicable rates of tax prevailing in various jurisdictions	(62,350)	(71,455)
Non-deductible expenses	77,731	21,659
Non-taxable income	(350,332)	(402,319)
Others	(78,338)	(17,330)
Income tax expenses at the Group's effective income tax rate	<u>1,954,768</u>	<u>2,785,762</u>

NOTES TO THE CONSOLIDATED FINANCIAL STATEMENTS (CONTINUED)

FOR THE YEAR ENDED 31 DECEMBER 2022

(In RMB thousands, unless otherwise stated)

15 DIVIDENDS

	Year ended 31 December	
	2022	2021
Dividends on ordinary shares proposed and paid	3,063,894	2,908,761
Distribution to other equity instrument holders (Note 16(ii))	852,253	547,685

A cash dividend of RMB2.70 (tax inclusive) per 10 ordinary shares related to the year of 2022, amounting to RMB2,094 million (tax inclusive) in total has been proposed by the directors and is subject to approval by the ordinary equity holders in the annual general meeting.

A cash dividend of RMB3.95 (tax inclusive) per 10 ordinary shares related to the year of 2021 amounting to RMB3,064 million (tax inclusive) in total and based on 7,756,694,797 shares was approved at the annual general meeting held on 28 June 2022. All dividends were distributed on 18 August 2022.

A cash dividend of RMB3.75 (tax inclusive) per 10 ordinary shares related to the year of 2020 amounting to RMB2,909 million (tax inclusive) in total and based on 7,756,694,797 shares was approved at the annual general meeting held on 29 June 2021. All dividends were distributed on 19 August 2021.

16 EARNINGS PER SHARE ATTRIBUTABLE TO ORDINARY EQUITY HOLDERS OF THE COMPANY

Basic earnings per share was calculated by dividing profit for the year attributable to ordinary equity holders of the Company by the weighted average number of ordinary shares outstanding. The calculations of basic and diluted earnings per share are based on:

	Year ended 31 December	
	2022	2021
Earnings:		
Profit attributable to equity holders of the Company	7,507,304	10,238,704
Less: Profit attributable to other equity instrument holders of the Company (i)	(852,253)	(547,685)
Profit attributable to ordinary equity holders of the Company	6,655,051	9,691,019
Shares:		
Weighted average number of ordinary shares in issue (thousand) (Note 44)	7,756,695	7,756,695
Basic and diluted earnings per share (in RMB yuan)	0.86	1.25

There were no dilutive shares during the year ended 31 December 2022 (year ended 31 December 2021: None).

(i) As of 31 December 2022, there were six tranches of perpetual subordinated bonds existed under the terms and conditions as detailed in Note 45 Other Equity Instruments.

For the purpose of calculating basic earnings per ordinary share, profit attributable to other equity holders was deducted from the profit attributable to ordinary equity holders of the Company.

NOTES TO THE CONSOLIDATED FINANCIAL STATEMENTS (CONTINUED)

FOR THE YEAR ENDED 31 DECEMBER 2022

(In RMB thousands, unless otherwise stated)

17 PROPERTY, PLANT AND EQUIPMENT

	Properties and buildings	Electronic devices	Transportation vehicles	Communication equipment	Office equipment	Security equipment	Others	Total
Cost								
1 January 2022	421,191	951,128	35,030	4,813	77,232	8,230	37,149	1,534,773
Increases	16,792	187,400	1,421	184	1,701	2,677	5	210,180
Decreases	-	(55,821)	(1,123)	(346)	(21,209)	(655)	-	(79,154)
31 December 2022	437,983	1,082,707	35,328	4,651	57,724	10,252	37,154	1,665,799
Accumulated depreciation								
1 January 2022	(154,151)	(534,360)	(31,031)	(3,632)	(69,564)	(6,263)	(34,764)	(833,765)
Increases	(19,406)	(214,667)	(981)	(342)	(3,308)	(687)	(1,802)	(241,193)
Decreases	-	56,055	1,089	268	21,193	605	-	79,210
31 December 2022	(173,557)	(692,972)	(30,923)	(3,706)	(51,679)	(6,345)	(36,566)	(995,748)
Net carrying amount								
31 December 2022	264,426	389,735	4,405	945	6,045	3,907	588	670,051
Cost								
1 January 2021	413,761	826,027	36,670	6,743	76,659	8,699	37,059	1,405,618
Increases	7,430	282,738	2,528	454	6,709	818	304	300,981
Decreases	-	(157,637)	(4,168)	(2,384)	(6,136)	(1,287)	(214)	(171,826)
31 December 2021	421,191	951,128	35,030	4,813	77,232	8,230	37,149	1,534,773
Accumulated depreciation								
1 January 2021	(140,092)	(539,891)	(34,291)	(5,633)	(73,431)	(6,853)	(33,140)	(833,331)
Increases	(14,059)	(151,970)	(783)	(380)	(2,262)	(678)	(1,801)	(171,933)
Decreases	-	157,501	4,043	2,381	6,129	1,268	177	171,499
31 December 2021	(154,151)	(534,360)	(31,031)	(3,632)	(69,564)	(6,263)	(34,764)	(833,765)
Net carrying amount								
31 December 2021	267,040	416,768	3,999	1,181	7,668	1,967	2,385	701,008

NOTES TO THE CONSOLIDATED FINANCIAL STATEMENTS (CONTINUED)

FOR THE YEAR ENDED 31 DECEMBER 2022

(In RMB thousands, unless otherwise stated)

18 RIGHT-OF-USE ASSETS

	Properties and buildings	Others	Total
Cost			
1 January 2022	2,342,235	259,637	2,601,872
Increases	617,194	24,493	641,687
Decreases	(276,676)	(1,126)	(277,802)
Foreign currency translation differences	20,296	–	20,296
31 December 2022	<u>2,703,049</u>	<u>283,004</u>	<u>2,986,053</u>
Accumulated depreciation			
1 January 2022	(668,905)	(110,206)	(779,111)
Increases	(532,083)	(42,679)	(574,762)
Decreases	231,932	630	232,562
Foreign currency translation differences	(9,354)	–	(9,354)
31 December 2022	<u>(978,410)</u>	<u>(152,255)</u>	<u>(1,130,665)</u>
Carrying amount			
31 December 2022	<u>1,724,639</u>	<u>130,749</u>	<u>1,855,388</u>
Cost			
1 January 2021	1,445,123	259,434	1,704,557
Increases	1,241,641	2,839	1,244,480
Decreases	(338,081)	(2,636)	(340,717)
Foreign currency translation differences	(6,448)	–	(6,448)
31 December 2021	<u>2,342,235</u>	<u>259,637</u>	<u>2,601,872</u>
Accumulated depreciation			
1 January 2021	(632,906)	(74,977)	(707,883)
Increases	(371,530)	(37,501)	(409,031)
Decreases	333,484	2,272	335,756
Foreign currency translation differences	2,047	–	2,047
31 December 2021	<u>(668,905)</u>	<u>(110,206)</u>	<u>(779,111)</u>
Carrying amount			
31 December 2021	<u>1,673,330</u>	<u>149,431</u>	<u>1,822,761</u>

NOTES TO THE CONSOLIDATED FINANCIAL STATEMENTS (CONTINUED)

FOR THE YEAR ENDED 31 DECEMBER 2022

(In RMB thousands, unless otherwise stated)

19 INTANGIBLE ASSETS

	Software	Trading seat rights and others	Total
Cost			
1 January 2022	984,043	74,618	1,058,661
Increases	317,605	–	317,605
Decreases	(10,518)	–	(10,518)
Foreign currency translation differences	2,317	76	2,393
31 December 2022	<u>1,293,447</u>	<u>74,694</u>	<u>1,368,141</u>
Accumulated amortization			
1 January 2022	(469,928)	(69,600)	(539,528)
Increases	(165,533)	–	(165,533)
Decreases	8,782	–	8,782
Foreign currency translation differences	(1,481)	–	(1,481)
31 December 2022	<u>(628,160)</u>	<u>(69,600)</u>	<u>(697,760)</u>
Net carrying amount			
31 December 2022	<u>665,287</u>	<u>5,094</u>	<u>670,381</u>
Cost			
1 January 2021	721,623	74,221	795,844
Increases	279,866	415	280,281
Decreases	(16,815)	–	(16,815)
Foreign currency translation differences	(631)	(18)	(649)
31 December 2021	<u>984,043</u>	<u>74,618</u>	<u>1,058,661</u>
Accumulated amortization			
1 January 2021	(365,766)	(69,600)	(435,366)
Increases	(119,582)	–	(119,582)
Decreases	15,032	–	15,032
Foreign currency translation differences	388	–	388
31 December 2021	<u>(469,928)</u>	<u>(69,600)</u>	<u>(539,528)</u>
Net carrying amount			
31 December 2021	<u>514,115</u>	<u>5,018</u>	<u>519,133</u>

NOTES TO THE CONSOLIDATED FINANCIAL STATEMENTS (CONTINUED)

FOR THE YEAR ENDED 31 DECEMBER 2022

(In RMB thousands, unless otherwise stated)

20 INVESTMENTS IN SUBSIDIARIES

	31 December 2022	31 December 2021
Investments in subsidiaries	11,550,844	9,267,283

General information of the Company's principal subsidiaries are as follows:

Name of subsidiaries	Principal operating place	Place of registration	Registered share capital	Proportion of voting rights As at 31 December		Directly/Indirectly hold	Principal activities
				2022	2021		
China Futures Co., Ltd. <i>(i)</i>	Chongqing	Chongqing	RMB1,400 million	100%	100%	Directly	Futures brokerage
China Capital Management Co., Ltd. <i>(i)</i>	Beijing	Beijing	RMB3,500 million	100%	100%	Directly	Project investment
China Securities (International) Finance Holding Co., Ltd. <i>(ii)</i>	Hong Kong	Hong Kong	Not applicable	100%	100%	Directly	Shareholding and investment
China Fund Management Co., Ltd. <i>(iii)</i>	Beijing	Beijing	RMB300 million	100%	75%	Directly	Funds business, asset management
China Securities Investment Co., Ltd. <i>(i)</i>	Beijing	Beijing	RMB6,100 million	100%	100%	Directly	Investment management, equity investment management, investment consultancy and project management

- (i) In 2022, the Company paid RMB400 million, RMB400 million and RMB1,300 million of the subscribed capital to China Futures Co., Ltd., China Capital Management Co., Ltd. and China Securities Investment Co., Ltd., respectively.
- (ii) China Securities (International) Finance Holding Co., Ltd. is registered as a limited company according to the laws of Hong Kong, China. Others are registered as limited liability companies according to the laws of the People's Republic of China.
- (iii) In February 2022, the Company acquired 25% equity of China Fund Management Co., Ltd., which was publicly transferred by Aerospace Science & Technology Finance Co., Ltd. The Company completed the registration and this transfer increased the Company's proportion of voting rights to China Fund Management Co., Ltd. from 75% to 100%. China Fund Management Co., Ltd. became a wholly-owned subsidiary of CSC Financial Co., Ltd.

NOTES TO THE CONSOLIDATED FINANCIAL STATEMENTS (CONTINUED)

FOR THE YEAR ENDED 31 DECEMBER 2022
(In RMB thousands, unless otherwise stated)

21 INVESTMENTS IN ASSOCIATES

	31 December 2022	31 December 2021
Investments in associates	107,524	111,002

The following table illustrates details of investments in associates:

Name	1 January 2022	Increase	Decrease	Movement using the equity method	Cash dividends or profits declared	Impairment allowance for the current period	31 December 2022
CITIC City Development Equity Investment Fund Management (Shenzhen) Co., Ltd.	52,777	-	-	8,868	(8,700)	-	52,945
Zhongguancun Equity Trading Service Group Co., Ltd.	24,012	-	-	3,090	-	-	27,102
Shenzhen MALONG TECHNOLOGIES Co., Ltd.	8,307	-	(8,244)	(63)	-	-	-
Beijing Equity Trading Center Co., Ltd.	25,906	-	-	1,571	-	-	27,477
Total	111,002	-	(8,244)	13,466	(8,700)	-	107,524

NOTES TO THE CONSOLIDATED FINANCIAL STATEMENTS (CONTINUED)

FOR THE YEAR ENDED 31 DECEMBER 2022

(In RMB thousands, unless otherwise stated)

21 INVESTMENTS IN ASSOCIATES (CONTINUED)

Name	1 January 2021	Increase	Decrease	Movement using the equity method	Cash dividends or profits declared	Impairment allowance for the current period	31 December 2021
CITIC City Development Equity Investment Fund Management (Shenzhen) Co., Ltd.	50,802	-	-	1,975	-	-	52,777
Jiangsu DDBS Environment Remediation Co., Ltd	48,804	-	(48,961)	157	-	-	-
Beijing Tinavi Medical Technology Co., Ltd.	44,208	-	(43,044)	(1,164)	-	-	-
Guangdong South Lead TV & Film Co., Ltd.	27,191	-	(27,191)	-	-	-	-
Beijing Siban Technology Development Co., Ltd.	25,809	-	(25,851)	42	-	-	-
Zhongguancun Equity Trading Service Group Co., Ltd.	21,757	-	-	2,255	-	-	24,012
Shenzhen MALONG TECHNOLOGIES Co., Ltd.	9,460	-	-	(1,153)	-	-	8,307
Beijing Haifu Capital Management Co., Ltd.	1,255	-	(1,257)	2	-	-	-
Beijing Equity Trading Center Co., Ltd.	-	25,851	-	55	-	-	25,906
Total	229,286	25,851	(146,304)	2,169	-	-	111,002

As at 31 December 2022 and 31 December 2021, given there was no sign of impairment on the Group's investments in associates, no further impairment allowance was made.

NOTES TO THE CONSOLIDATED FINANCIAL STATEMENTS (CONTINUED)

FOR THE YEAR ENDED 31 DECEMBER 2022

(In RMB thousands, unless otherwise stated)

22 FINANCIAL ASSETS AT FAIR VALUE THROUGH PROFIT OR LOSS

	31 December 2022	31 December 2021
Non-current		
Financial assets at fair value through profit or loss		
Debt instruments	40,683	54,919
Equity investments	8,149,588	6,508,439
Others	971,083	1,012,651
Subtotal	9,161,354	7,576,009
Analyzed into:		
Listed in Hong Kong	70,306	–
Listed outside Hong Kong	2,561,213	2,381,073
Unlisted	6,529,835	5,194,936
Subtotal	9,161,354	7,576,009
Current		
Financial assets at fair value through profit or loss		
Debt instruments	91,226,131	87,162,849
Equity investments	26,109,919	21,285,047
Fund investments	24,538,156	16,606,441
Others	36,275,580	28,917,570
Subtotal	178,149,786	153,971,907
Analyzed into:		
Listed in Hong Kong	8,185,835	7,856,672
Listed outside Hong Kong	133,503,163	115,528,444
Unlisted	36,460,788	30,586,791
Subtotal	178,149,786	153,971,907
Total	187,311,140	161,547,916

As at 31 December 2022, the fair value of financial assets pledged as collateral for repurchase agreements (Note 37), futures business and securities borrowing business by the Group totaled RMB80,787.46 million (31 December 2021: RMB82,663.63 million).

As at 31 December 2022, financial assets held by the Group included securities lent amounted to RMB2,884.40 million (31 December 2021: RMB2,582.01 million).

As at 31 December 2022, the fair value of financial assets at fair value through profit or loss in restricted period held by the Group was RMB3,895.28 million (31 December 2021: RMB4,544.33 million).

NOTES TO THE CONSOLIDATED FINANCIAL STATEMENTS (CONTINUED)

FOR THE YEAR ENDED 31 DECEMBER 2022

(In RMB thousands, unless otherwise stated)

23 FINANCIAL ASSETS AT FAIR VALUE THROUGH OTHER COMPREHENSIVE INCOME

	31 December 2022	31 December 2021
Current		
Debt instruments	70,629,668	48,260,539
Equity instruments	90,311	97,607
Total	70,719,979	48,358,146
Analyzed into:		
Listed in Hong Kong	6,328,925	2,221,302
Listed outside Hong Kong	64,391,054	46,136,844
Total	70,719,979	48,358,146

- (i) As at 31 December 2022, the fair value of securities classified as financial assets at fair value through other comprehensive income of the Group which have been pledged as collateral for repurchase agreements (Note 37), placements from CSF (Note 38), and securities borrowing business were RMB60,428.15 million (31 December 2021: RMB39,202.57 million).

NOTES TO THE CONSOLIDATED FINANCIAL STATEMENTS (CONTINUED)

FOR THE YEAR ENDED 31 DECEMBER 2022

(In RMB thousands, unless otherwise stated)

24 FINANCIAL ASSETS HELD UNDER RESALE AGREEMENTS

	31 December 2022	31 December 2021
Non-current		
Analyzed by collateral:		
Stock	5,009	10,020
Allowance for impairment losses	(141)	(114)
Subtotal	4,868	9,906
Current		
Analyzed by collateral:		
Debts	20,659,777	15,312,173
Stock	5,294,441	4,341,391
Others	121,744	–
	26,075,962	19,653,564
Allowance for impairment losses	(529,530)	(641,716)
Subtotal	25,546,432	19,011,848
Total	25,551,300	19,021,754

The Group received securities as collateral in connection with financial assets under resale agreements, some of which are allowed to be re-pledged in the absence of default by counterparties. If the collateral received declines in value, the Group may, in certain circumstances, require additional collateral. The Group had an obligation to return the collateral to its counterparties at the maturity of the contracts.

The fair value of the collateral received in connection with financial assets under resale agreements, the collateral allowed to be re-pledged and the collateral re-pledged were as below:

	31 December 2022	31 December 2021
Collateral received	31,549,810	24,125,395
Including: Collateral allowed to be re-pledged	–	–
Including: Collateral re-pledged	–	–

NOTES TO THE CONSOLIDATED FINANCIAL STATEMENTS (CONTINUED)

FOR THE YEAR ENDED 31 DECEMBER 2022

(In RMB thousands, unless otherwise stated)

25 REFUNDABLE DEPOSITS

	31 December 2022	31 December 2021
Performance bonds	9,241,697	7,739,810
Trading deposits	1,582,565	2,586,664
Credit deposits	56,898	69,155
Total	<u>10,881,160</u>	<u>10,395,629</u>

26 DEFERRED TAX ASSETS AND LIABILITIES

Changes of deferred tax assets and deferred tax liabilities are as follow:

Deferred tax assets	Salaries, bonuses, and allowances payable	Fair value changes of financial instruments	Allowance for credit impairment losses	Others	Total
1 January 2022	1,163,789	170,755	547,966	85,334	1,967,844
Credited/(debited) to the consolidated income statement	(49,493)	(156,724)	68,543	(4,311)	(141,985)
Credited to other comprehensive income	–	61,529	144	5,405	67,078
31 December 2022	<u>1,114,296</u>	<u>75,560</u>	<u>616,653</u>	<u>86,428</u>	<u>(1,892,937)</u>

Deferred tax assets	Salaries, bonuses, and allowances payable	Fair value changes of financial instruments	Allowance for credit impairment losses	Others	Total
1 January 2021	921,854	112,668	623,648	67,349	1,725,519
Credited/(debited) to the consolidated income statement	241,935	71,579	(75,665)	19,799	257,648
Debited to other comprehensive income	–	(13,492)	(17)	(1,814)	(15,323)
31 December 2021	<u>1,163,789</u>	<u>170,755</u>	<u>547,966</u>	<u>85,334</u>	<u>1,967,844</u>

NOTES TO THE CONSOLIDATED FINANCIAL STATEMENTS (CONTINUED)

FOR THE YEAR ENDED 31 DECEMBER 2022

(In RMB thousands, unless otherwise stated)

26 DEFERRED TAX ASSETS AND LIABILITIES (CONTINUED)

Changes of deferred tax assets and deferred tax liabilities are as follow: (Continued)

Deferred tax liabilities	Fair value changes of financial instruments	Others	Total
1 January 2022	1,523,839	1,477	1,525,316
Debited/(credited) to the consolidated income statement	(411,447)	42	(411,405)
Debited/(credited) to other comprehensive income	(45,839)	138	(45,701)
31 December 2022	<u>1,066,553</u>	<u>1,657</u>	<u>1,068,210</u>

Deferred tax liabilities	Fair value changes of financial instruments	Others	Total
1 January 2021	1,064,118	1,298	1,065,416
Debited to the consolidated income statement	347,310	219	347,529
Debited/(credited) to other comprehensive income	112,411	(40)	112,371
31 December 2021	<u>1,523,839</u>	<u>1,477</u>	<u>1,525,316</u>

27 OTHER NON-CURRENT ASSETS

As at 31 December 2022 and 31 December 2021, other non-current assets of the Group primarily represented long-term deferred expenses incurred on network engineering projects and leasehold improvements of property, plant and equipment.

NOTES TO THE CONSOLIDATED FINANCIAL STATEMENTS (CONTINUED)

FOR THE YEAR ENDED 31 DECEMBER 2022

(In RMB thousands, unless otherwise stated)

28 MARGIN ACCOUNTS

	31 December 2022	31 December 2021
Margin accounts		
– Individuals	41,865,270	47,854,449
– Institutions	12,281,153	11,133,597
	54,146,423	58,988,046
Allowance for impairment losses	(1,275,828)	(1,179,900)
Total	52,870,595	57,808,146

Margin accounts are funds that the Group provided to clients in margin financing business. As at 31 December 2022 and 31 December 2021, no margin accounts were pledged for repurchase agreements (Note 37).

As at 31 December 2022, the fair value of securities lent in margin financing business was RMB8,080.08 million (31 December 2021: RMB9,755.35 million).

As at 31 December 2022, the Group received collateral with fair value amounted to RMB183,895.24 million (31 December 2021: RMB226,033.18 million), in connection with its margin financing business.

29 ACCOUNTS RECEIVABLE

	31 December 2022	31 December 2021
Trading deposits for return swaps	6,876,086	19,512,677
Clearing funds receivable	580,036	447,732
Assets management fee receivable	158,069	143,075
Others	3,220,679	2,991,481
	10,834,870	23,094,965
Allowance for impairment losses (i)	(9,289)	(19,793)
Total	10,825,581	23,075,172

(i) ECL on accounts receivable arising from revenue recognized in accordance with IFRS 15 – Revenue, is measured using simplified approach under IFRS9. ECL on the rest of accounts receivable is measured using the general approach and as at 31 December 2022, accounts receivable measured using general approach were classified under Stage 1 (31 December 2021: Stage 1).

NOTES TO THE CONSOLIDATED FINANCIAL STATEMENTS (CONTINUED)

FOR THE YEAR ENDED 31 DECEMBER 2022

(In RMB thousands, unless otherwise stated)

29 ACCOUNTS RECEIVABLE (CONTINUED)

(ii) Analyzed by aging

	As at 31 December 2022			
	Carrying amount		Allowance for impairment losses	
	Value	Percentage	Value	Percentage
Allowance for impairment losses by portfolio				
Less than 1 year	10,802,954	99.71%	(671)	7.23%
1 to 2 years	17,697	0.16%	(559)	6.02%
2 to 3 years	3,309	0.03%	(449)	4.84%
More than 3 years	10,910	0.10%	(7,610)	81.91%
Total	10,834,870	100.00%	(9,289)	100.00%

	As at 31 December 2021			
	Carrying amount		Allowance for impairment losses	
	Value	Percentage	Value	Percentage
Allowance for impairment losses by portfolio				
Less than 1 year	23,078,664	99.93%	(11,811)	59.67%
1 to 2 years	4,607	0.02%	(197)	1.00%
2 to 3 years	1,803	0.01%	(840)	4.24%
More than 3 years	9,891	0.04%	(6,945)	35.09%
Total	23,094,965	100.00%	(19,793)	100.00%

NOTES TO THE CONSOLIDATED FINANCIAL STATEMENTS (CONTINUED)

FOR THE YEAR ENDED 31 DECEMBER 2022

(In RMB thousands, unless otherwise stated)

30 DERIVATIVE FINANCIAL INSTRUMENTS

	As at 31 December 2022		
	Nominal value	Fair value	
		Assets	Liabilities
Interest rate derivatives	325,658,910	39,117	1,356
Equity derivatives	153,354,962	2,506,474	3,057,008
Currency derivatives	67,956,103	6,416	50,081
Credit derivatives	450,000	1,014	1,157
Others	45,838,046	310,395	148,942
Total	593,258,021	2,863,416	3,258,544

	As at 31 December 2021		
	Nominal value	Fair value	
		Assets	Liabilities
Interest rate derivatives	552,026,250	29	25
Equity derivatives	151,858,094	2,217,103	4,139,812
Currency derivatives	189,498,544	113,129	–
Credit derivatives	174,237	4,980	772
Others	35,367,388	182,701	154,717
Total	928,924,513	2,517,942	4,295,326

Under the “Daily Mark-to-Market and Settlement Arrangement”, the Group’s future contracts are settled daily. The amount of mark-to-market gain or loss of those unexpired future contracts is reflected in profit or loss and the account captioned “cash and bank balances”. As at 31 December 2022, the fair value of the Group’s unexpired futures contracts was at losses of RMB87.70 million (31 December 2021: gains of RMB32.41 million).

31 CASH HELD ON BEHALF OF CLIENTS

The Group maintains segregated deposit accounts with banks and authorized institutions to hold cash on behalf of customers arising from its normal course of business. The Group has recorded the related amounts as cash held on behalf of clients and the corresponding liabilities as accounts payable to brokerage clients (Note 34). In Mainland China, the use of cash held on behalf of clients for securities trading and settlement is restricted and governed by relevant third-party custodian regulations issued by the CSRC. In Hong Kong, the “Securities and Futures (Client Money) Rules” under the Securities and Futures Ordinance have imposed similar restrictions.

NOTES TO THE CONSOLIDATED FINANCIAL STATEMENTS (CONTINUED)

FOR THE YEAR ENDED 31 DECEMBER 2022
(In RMB thousands, unless otherwise stated)

32 CASH AND BANK BALANCES

	31 December 2022	31 December 2021
Deposits in banks	38,944,880	36,002,716
Total	38,944,880	36,002,716

As at 31 December 2022, the Group had restricted deposits of RMB376.43 million (31 December 2021: RMB766.49 million).

33 OTHER CURRENT ASSETS

	31 December 2022	31 December 2021
Interest receivable (i)	110,521	119,419
Commodity Inventories	51,442	47,067
Deferred expenses	37,523	30,971
Prepaid expenses	14,273	13,816
Others	590,282	514,949
	804,041	726,222
Allowance for impairment losses	(48,530)	(45,948)
Total	755,511	680,274

(i) As at 31 December 2022 and 31 December 2021, interest income of financial assets accrued under effective interest rate method, which was overdue but not received, was reflected in Interest receivable under other current assets. Interest receivable not yet due were included in the carrying amount of the related financial assets.

34 ACCOUNTS PAYABLE TO BROKERAGE CLIENTS

Accounts payable to brokerage clients represents the amounts received from and repayable to clients arising from the ordinary course of the Group's securities brokerage business. For more details, please refer to Cash Held on Behalf of Clients (Note 31).

NOTES TO THE CONSOLIDATED FINANCIAL STATEMENTS (CONTINUED)

FOR THE YEAR ENDED 31 DECEMBER 2022

(In RMB thousands, unless otherwise stated)

35 LEASE LIABILITIES

	31 December 2022	31 December 2021
Current		
Lease liabilities	512,432	444,289
Non-current		
Lease liabilities	1,371,584	1,359,022
Total	1,884,016	1,803,311

As at 31 December 2022, the Group's leases committed but not yet commenced were RMB15.36 million (31 December 2021: RMB414.61 million)(Note 53.2).

36 FINANCIAL LIABILITIES AT FAIR VALUE THROUGH PROFIT OR LOSS

	31 December 2022	31 December 2021
Current		
Financial liabilities at fair value through profit or loss (Held for trading)		
– Debt instruments	1,309,424	1,029,622
– Others	123,201	–
Financial liabilities designated as at fair value through profit or loss		
– Structured notes (i)	5,008,755	1,315,876
– Others	50,000	–
Subtotal	6,491,380	2,345,498
Non-current		
Financial liabilities designated as at fair value through profit or loss		
– Structured notes (i)	5,815,574	5,454,391
Total	12,306,954	7,799,889

(i) As at 31 December 2022 and 31 December 2021, the structured notes held by the Group were mainly linked to equity indexes.

NOTES TO THE CONSOLIDATED FINANCIAL STATEMENTS (CONTINUED)

FOR THE YEAR ENDED 31 DECEMBER 2022

(In RMB thousands, unless otherwise stated)

37 FINANCIAL ASSETS SOLD UNDER REPURCHASE AGREEMENTS

	31 December 2022	31 December 2021
Current		
Analyzed by collateral:		
Debt securities (Notes 22 and 23)	106,308,102	81,945,486
Gold	6,100,473	5,880,104
Others (Notes 22)	9,745,376	11,770,077
Total	<u>122,153,951</u>	<u>99,595,667</u>

As at 31 December 2022 and 31 December 2021, other collaterals mainly included the standard bonds for pledge-style quotation-driven repurchase.

38 PLACEMENTS FROM BANKS AND OTHER FINANCIAL INSTITUTIONS

	31 December 2022	31 December 2021
Current		
Placements from CSF (Notes 22 and 23)	7,524,085	7,528,350
Placements from banks	1,200,484	1,000,306
Total	<u>8,724,569</u>	<u>8,528,656</u>

39 TAXES PAYABLE

	31 December 2022	31 December 2021
Current		
Income tax	710,638	1,019,520
Value added tax	121,048	283,771
Others	109,626	182,860
Total	<u>941,312</u>	<u>1,486,151</u>

NOTES TO THE CONSOLIDATED FINANCIAL STATEMENTS (CONTINUED)

FOR THE YEAR ENDED 31 DECEMBER 2022

(In RMB thousands, unless otherwise stated)

40 SHORT-TERM BORROWINGS

	31 December 2022	31 December 2021
Current		
Analyzed by nature:		
Credit borrowings	1,243,577	101,770
Mortgage borrowings	—	885,604
Total	1,243,577	987,374

As at 31 December 2022 and 31 December 2021, the Group had fixed-rate borrowings which carried interest rate from 3.20% to 6.40% and 0.36% to 4.67%.

As at 31 December 2022, the Group does not provide collateral for its short-term borrowings. As at 31 December 2021, the Group held collateral with fair value amounted to RMB1,049.60 million.

41 SHORT-TERM FINANCING INSTRUMENTS PAYABLE

Name	Interest commencement date	Maturity date	Coupon rate	1 January 2022	Increase	Decrease	31 December 2022
Short-term commercial paper							
21 CSC CP014	17/09/2021	16/09/2022	2.75%	3,023,959	58,315	(3,082,274)	—
21 CSC CP015	24/09/2021	24/06/2022	2.75%	3,022,377	39,328	(3,061,705)	—
21 CSC CP016	11/11/2021	11/11/2022	2.79%	2,007,797	48,003	(2,055,800)	—
21 CSC CP017	13/12/2021	09/09/2022	2.68%	3,004,185	55,289	(3,059,474)	—
22 CSC CP001	27/06/2022	16/12/2022	1.99%	—	2,523,444	(2,523,444)	—
22 CSC CP002	13/07/2022	09/12/2022	1.93%	—	4,031,515	(4,031,515)	—
22 CSC CP003	25/07/2022	23/05/2023	2.14%	—	3,028,142	—	3,028,142
22 CSC CP004	27/07/2022	18/01/2023	1.92%	—	3,024,934	—	3,024,934
22 CSC CP005	26/09/2022	09/06/2023	1.96%	—	3,015,626	—	3,015,626
22 CSC CP006	28/09/2022	20/06/2023	2.04%	—	3,015,929	—	3,015,929
22 CSC CP007	12/12/2022	08/09/2023	2.74%	—	2,003,003	—	2,003,003
22 CSC CP008	15/12/2022	15/09/2023	3.00%	—	2,002,795	—	2,002,795
Short-term corporate bond							
22 Xintou S1	22/07/2022	21/10/2022	1.78%	—	1,004,438	(1,004,438)	—
22 Xintou S2	06/09/2022	06/12/2022	1.70%	—	1,006,125	(1,006,125)	—
Structured notes (//)				7,231,861	24,252,554	(28,033,596)	3,450,819
Total				18,290,179	49,109,440	(47,858,371)	19,541,248

NOTES TO THE CONSOLIDATED FINANCIAL STATEMENTS (CONTINUED)

FOR THE YEAR ENDED 31 DECEMBER 2022

(In RMB thousands, unless otherwise stated)

41 SHORT-TERM FINANCING INSTRUMENTS PAYABLE (CONTINUED)

Name	Interest commencement date	Maturity date	Coupon rate	1 January 2021	Increase	Decrease	31 December 2021
Short-term commercial paper							
20 CSC CP014	14/10/2020	13/01/2021	2.69%	4,023,289	3,538	(4,026,827)	-
20 CSC CP015	03/11/2020	29/01/2021	3.12%	4,522,695	10,770	(4,533,465)	-
20 CSC CP016	26/11/2020	25/02/2021	3.35%	4,013,216	20,192	(4,033,408)	-
20 CSC CP017	16/12/2020	17/03/2021	2.80%	3,504,296	20,137	(3,524,433)	-
21 CSC CP001	11/01/2021	09/04/2021	2.40%	-	4,023,145	(4,023,145)	-
21 CSC CP002	27/01/2021	28/04/2021	2.42%	-	4,024,134	(4,024,134)	-
21 CSC CP003	24/02/2021	26/05/2021	2.89%	-	4,532,423	(4,532,423)	-
21 CSC CP004BC	15/03/2021	11/06/2021	2.62%	-	4,528,425	(4,528,425)	-
21 CSC CP005BC	08/04/2021	25/06/2021	2.35%	-	3,919,585	(3,919,585)	-
21 CSC CP006BC	27/04/2021	23/07/2021	2.35%	-	3,016,804	(3,016,804)	-
21 CSC CP007BC	25/05/2021	20/08/2021	2.29%	-	4,017,065	(4,017,065)	-
21 CSC CP008BC	10/06/2021	08/09/2021	2.35%	-	4,526,075	(4,526,075)	-
21 CSC CP009BC	24/06/2021	17/09/2021	2.40%	-	4,525,151	(4,525,151)	-
21 CSC CP010BC	21/07/2021	19/10/2021	2.28%	-	4,525,299	(4,525,299)	-
21 CSC CP011BC	18/08/2021	16/11/2021	2.18%	-	3,418,276	(3,418,276)	-
21 CSC CP012BC	27/08/2021	28/10/2021	2.10%	-	3,010,701	(3,010,701)	-
21 CSC CP013	08/09/2021	08/12/2021	2.38%	-	2,011,867	(2,011,867)	-
21 CSC CP014	17/09/2021	16/09/2022	2.75%	-	3,023,959	-	3,023,959
21 CSC CP015	24/09/2021	24/06/2022	2.75%	-	3,022,377	-	3,022,377
21 CSC CP016	11/11/2021	11/11/2022	2.79%	-	2,007,797	-	2,007,797
21 CSC CP017	13/12/2021	09/09/2022	2.68%	-	3,004,185	-	3,004,185
Short-term corporate bond							
20 Xintou S2	28/07/2020	28/07/2021	2.90%	1,516,294	27,206	(1,543,500)	-
21 Xintou S1	29/07/2021	29/12/2021	2.45%	-	1,013,949	(1,013,949)	-
Structured notes //				24,716,254	38,315,877	(55,800,270)	7,231,861
Total				42,296,044	100,548,937	(124,554,802)	18,290,179

NOTES TO THE CONSOLIDATED FINANCIAL STATEMENTS (CONTINUED)

FOR THE YEAR ENDED 31 DECEMBER 2022

(In RMB thousands, unless otherwise stated)

41 SHORT-TERM FINANCING INSTRUMENTS PAYABLE (CONTINUED)

As at 31 December 2022 and 31 December 2021, there were no defaults related to any short-term financing instruments payable by the Group.

As at 31 December 2022 and 31 December 2021, the interests of short-term financing instruments payable measured by the effective interest rate method were included in the carrying amount of the related financial instruments, which amounted to RMB119.03 million and RMB91.76 million, respectively.

(i) As at 31 December 2022 and 31 December 2021, the fixed annual interest rate ranges of the structured notes issued by the Group are 1.70%-5.10% and 2.40%-3.35%, respectively.

42 OTHER CURRENT LIABILITIES

	31 December 2022	31 December 2021
Bonds in issue with maturity within one year (1)	39,571,541	44,293,792
Trading deposits for return swaps	14,324,847	15,462,829
Salaries, bonuses and allowances payable	4,349,541	4,705,290
Settlement deposits payable	1,584,605	1,214,642
Amounts due to other holders of consolidated structured entities at fair value	1,100,279	1,207,726
Accounts payable to underwriting clients	606,803	478,081
Dividends payable (Note 15 and 45)	582,841	355,589
Futures settlement risk funds payable	181,735	145,032
Provision	51,199	59,546
Securities investor protection fund payable	41,266	57,625
Funds payable to securities holders	5,980	5,980
Others	11,636,846	7,378,884
Total	<u>74,037,483</u>	<u>75,365,016</u>

NOTES TO THE CONSOLIDATED FINANCIAL STATEMENTS (CONTINUED)

FOR THE YEAR ENDED 31 DECEMBER 2022

(In RMB thousands, unless otherwise stated)

42 OTHER CURRENT LIABILITIES (CONTINUED)

(1) Bonds in issue with maturity within one year as at 31 December 2022 and 31 December 2021 were as follows:

		31 December 2022	31 December 2021
19 Xintou C1	1)	–	5,707,566
19 Xintou C2	2)	–	5,147,340
19 Xintou C3	3)	–	4,102,516
20 Xintou G1	4)	5,117,734	–
20 Xintou G3	5)	3,053,437	–
20 Xintou G4	6)	3,047,628	–
20 Xintou G5	7)	4,564,084	–
20 Xintou C1	8)	–	4,170,064
20 Xintou C2	9)	1,003,248	–
20 Xintou C3	10)	–	5,200,351
20 Xintou C4	11)	1,001,338	–
21 Xintou C1	12)	–	2,063,833
21 Xintou C3	13)	–	3,076,022
21 Xintou C5	14)	–	3,575,881
21 Xintou C7	15)	–	1,015,295
21 Xintou C9	16)	–	4,556,883
21 Xintou 11	17)	4,025,204	–
21 Xintou 14	18)	2,003,804	–
21 Xintou 16	19)	2,999,712	–
19 CSC Financial Bond 01	20)	–	4,056,979
Structured notes	21)	12,755,352	1,621,062
Total		39,571,541	44,293,792

NOTES TO THE CONSOLIDATED FINANCIAL STATEMENTS (CONTINUED)

FOR THE YEAR ENDED 31 DECEMBER 2022

(In RMB thousands, unless otherwise stated)

42 OTHER CURRENT LIABILITIES (CONTINUED)

- (1) Bonds in issue with maturity within one year as at 31 December 2022 and 31 December 2021 were as follows (continued):
- 1) In January 2019, the Company privately issued a 3-year fixed rate subordinated bond with a face value of RMB5.5 billion. The bond pays interest annually at 4.00% per annum and is not guaranteed. The bond was fully redeemed in January 2022.
 - 2) In April 2019, the Company privately issued a 3-year fixed rate subordinated bond with a face value of RMB5 billion. The bond pays interest annually at 4.20% per annum and is not guaranteed. The bond was fully redeemed in April 2022.
 - 3) In May 2019, the Company privately issued a 3-year fixed rate subordinated bond with a face value of RMB4 billion. The bond pays interest annually at 4.12% per annum and is not guaranteed. The bond was fully redeemed in May 2022.
 - 4) In March 2020, the Company publicly issued a 3-year fixed rate corporate bond with a face value of RMB5 billion. The bond pays interest annually at 2.94% per annum and is not guaranteed.
 - 5) In April 2020, the Company publicly issued a 3-year fixed rate corporate bond with a face value of RMB3 billion. The bond pays interest annually at 2.56% per annum and is not guaranteed.
 - 6) In July 2020, the Company publicly issued a 3-year fixed rate corporate bond with a face value of RMB3 billion. The bond pays interest annually at 3.55% per annum and is not guaranteed.
 - 7) In July 2020, the Company publicly issued a 3-year fixed rate corporate bond with a face value of RMB4.5 billion. The bond pays interest annually at 3.46% per annum and is not guaranteed.
 - 8) In November 2020, the Company publicly issued a 457-day fixed rate subordinated bond with a face value of RMB4 billion. The bond pays the principal and interest at maturity at 3.90% per year and is not guaranteed. The bond was fully redeemed in February 2022.
 - 9) In November 2020, the Company publicly issued a 3-year fixed rate subordinated bond with a face value of RMB1 billion. The bond pays interest annually at 4.20% per annum and is not guaranteed.
 - 10) In December 2020, the Company publicly issued a 455-day fixed rate subordinated bond with a face value of RMB5 billion. The bond pays the principal and interest at maturity at 3.84% per year and is not guaranteed. The bond was fully redeemed in March 2022.
 - 11) In December 2020, the Company publicly issued a 3-year fixed rate subordinated bond with a face value of RMB1 billion. The bond pays interest annually at 4.18% per annum and is not guaranteed.
 - 12) In January 2021, the Company publicly issued a 546-day fixed rate subordinated bond with a face value of RMB2 billion. The bond pays interest annually at 3.50% per annum, the last-period interest is paid along with the redemption of the principal and is not guaranteed. The bond was fully redeemed in July 2022.
 - 13) In March 2021, the Company publicly issued a 455-day fixed rate subordinated bond with a face value of RMB3 billion. The bond pays the principal and interest at maturity at 3.40% per year and is not guaranteed. The bond was fully redeemed in June 2022.

NOTES TO THE CONSOLIDATED FINANCIAL STATEMENTS (CONTINUED)

FOR THE YEAR ENDED 31 DECEMBER 2022

(In RMB thousands, unless otherwise stated)

42 OTHER CURRENT LIABILITIES (CONTINUED)

- (1) Bonds in issue with maturity within one year as at 31 December 2022 and 31 December 2021 were as follows (continued):
- 14) In April 2021, the Company publicly issued a 456-day fixed rate subordinated bond with a face value of RMB3.5 billion. The bond pays the principal and interest at maturity at 3.27% per year and is not guaranteed. The bond was fully redeemed in July 2022.
- 15) In June 2021, the Company publicly issued a 457-day fixed rate subordinated bond with a face value of RMB1 billion. The bond pays the principal and interest at maturity at 3.30% per year and is not guaranteed. The bond was fully redeemed in September 2022.
- 16) In July 2021, the Company publicly issued a 457-day fixed rate subordinated bond with a face value of RMB4.5 billion. The bond pays the principal and interest at maturity at 3.05% per year and is not guaranteed. The bond was fully redeemed in October 2022.
- 17) In October 2021, the Company publicly issued a 2-year fixed rate subordinated bond with a face value of RMB4 billion. The bond pays interest annually at 3.43% per annum and is not guaranteed.
- 18) In November 2021, the Company publicly issued a 2-year fixed rate subordinated bond with a face value of RMB2 billion. The bond pays interest annually at 3.13% per annum and is not guaranteed.
- 19) In December 2021, the Company publicly issued a 2-year fixed rate subordinated bond with a face value of RMB3 billion. The bond pays interest annually at 3.07% per annum and is not guaranteed.
- 20) In August 2019, the Company publicly issued a 3-year fixed rate financial bond with a face value of RMB4 billion. The bond pays interest annually at 3.52% per annum and is not guaranteed. The bond was fully redeemed in August 2022.
- 21) As at 31 December 2022 and 31 December 2021, the Company had structured notes named “Gushouxin series” amounted to RMB1,070.43 million and RMB0.10 million, “Zhiyingbao series” amounted to RMB11,051.87 million and RMB1,520.94 million, “Kanzhangbao series” amounted to RMB633.05 million and RMB100.02 million, respectively, the remaining tenure of which were less than one year. These structured notes accrue interests at fixed annual rate or floating rate linked to one or more stock indexes, of which the fixed annual rate were 2.60% to 4.40% and 3.00% to 3.95%, respectively. The principal and interest of these structured notes are payable at maturity and are not guaranteed.

43 BONDS IN ISSUE

	31 December 2022	31 December 2021
Corporate bonds in issue	33,032,622	23,150,209
Subordinated bonds in issue	24,480,593	25,223,533
Structured notes in issue	4,697,223	11,646,450
Total	<u>62,210,438</u>	<u>60,020,192</u>

- (1) As at 31 December 2022 and 31 December 2021, there were no defaults related to any bonds in issue.

NOTES TO THE CONSOLIDATED FINANCIAL STATEMENTS (CONTINUED)

FOR THE YEAR ENDED 31 DECEMBER 2022

(In RMB thousands, unless otherwise stated)

43 BONDS IN ISSUE (CONTINUED)

(2) The details of bonds in issue

		31 December 2022	31 December 2021
Corporate bonds			
20 Xintou G1	42(1)4)	–	5,107,844
20 Xintou G2	1)	1,022,822	1,021,672
20 Xintou G3	42(1)5)	–	3,047,560
20 Xintou G4	42(1)6)	–	3,043,052
20 Xintou G5	42(1)7)	–	4,558,698
CSCIF A N2508	2)	3,497,654	3,198,713
CSCIF A N2406	3)	3,473,315	3,172,670
22 Xintou F1	4)	1,006,147	–
22 Xintou F2	5)	5,021,688	–
22 Xintou F3	6)	1,002,712	–
22 Xintou F4	7)	3,009,920	–
22 Xintou G1	8)	2,001,867	–
22 Xintou G2	9)	2,002,726	–
22 Xintou G3	10)	2,502,399	–
22 Xintou G4	11)	1,998,858	–
22 Xintou G5	12)	999,551	–
22 Xintou G6	13)	1,499,574	–
22 Xintou G7	14)	3,993,389	–
Subtotal		33,032,622	23,150,209
Subordinated bonds			
20 Xintou C2	42(1)9)	–	1,001,959
20 Xintou C4	42(1)11)	–	1,000,051
21 Xintou C2	15)	1,035,523	1,034,404
21 Xintou C4	16)	1,029,271	1,028,159
21 Xintou C6	17)	2,050,062	2,047,845
21 Xintou C8	18)	2,545,628	2,542,798
21 Xintou 10	19)	1,522,702	1,521,290
21 Xintou 11	42(1)17)	–	4,021,408
21 Xintou 12	20)	2,012,558	2,011,006
21 Xintou 13	21)	4,019,264	4,015,541
21 Xintou 14	42(1)18)	–	2,000,968
21 Xintou 16	42(1)19)	–	2,998,104
22 Xintou C1	22)	4,103,663	–
22 Xintou C2	23)	2,060,572	–
22 Xintou C3	24)	1,024,375	–
22 Xintou C4	25)	2,055,112	–
22 Xintou C6	26)	1,021,863	–
Subtotal		24,480,593	25,223,533
Structured notes	27)	4,697,223	11,646,450
Carrying amount		62,210,438	60,020,192

NOTES TO THE CONSOLIDATED FINANCIAL STATEMENTS (CONTINUED)

FOR THE YEAR ENDED 31 DECEMBER 2022

(In RMB thousands, unless otherwise stated)

43 BONDS IN ISSUE (CONTINUED)

- (2) The details of bonds in issue (Continued)
- 1) In March 2020, the Company publicly issued a 5-year fixed rate corporate bond with a face value of RMB1 billion. The bond pays interest annually at 3.13% per annum and is not guaranteed.
 - 2) In August 2020, CSCIF Asia Limited, an indirect wholly owned subsidiary of the Company, issued a 5-year medium-term note with a face value of USD0.5 billion and an annual interest rate of 1.75%. The note pays interest every six months, and is guaranteed unconditionally and irrevocably by CSC Financial Co., Ltd.
 - 3) In June 2021, CSCIF Asia Limited, an indirect wholly owned subsidiary of the Company, issued a 3-year medium-term note with a face value of USD0.5 billion and an annual interest rate of 1.125%. The note pays interest every six months, and is guaranteed unconditionally and irrevocably by CSC Financial Co., Ltd.
 - 4) In September 2022, the Company privately issued a 5-year fixed rate corporate bond with a face value of RMB1 billion, which offers the options, at the end of the third year, for the Company to adjust the coupon rate, or the investors to sell back the bond. The bond pays interest annually at 2.65% per annum and is not guaranteed.
 - 5) In September 2022, the Company privately issued a 7-year fixed rate corporate bond with a face value of RMB5 billion, which offers the options, at the end of the fifth year, for the Company to adjust the coupon rate, or the investors to sell back the bond. The bond pays interest annually at 3.02% per annum and is not guaranteed.
 - 6) In October 2022, the Company privately issued a 5-year fixed rate corporate bond with a face value of RMB1 billion, which offers the options, at the end of the third year, for the Company to adjust the coupon rate, or the investors to sell back the bond. The bond pays interest annually at 2.68% per annum and is not guaranteed.
 - 7) In October 2022, the Company privately issued a 7-year fixed rate corporate bond with a face value of RMB3 billion, which offers the options, at the end of the fifth year, for the Company to adjust the coupon rate, or the investors to sell back the bond. The bond pays interest annually at 2.99% per annum and is not guaranteed.
 - 8) In November 2022, the Company publicly issued a 3-year fixed rate corporate bond with a face value of RMB2 billion. The bond pays interest annually at 2.55% per annum and is not guaranteed.
 - 9) In November 2022, the Company publicly issued a 5-year fixed rate corporate bond with a face value of RMB2 billion. The bond pays interest annually at 2.89% per annum and is not guaranteed.
 - 10) In November 2022, the Company publicly issued a 10-year fixed rate corporate bond with a face value of RMB2.5 billion. The bond pays interest annually at 3.29% per annum and is not guaranteed.
 - 11) In December 2022, the Company publicly issued a 3-year fixed rate corporate bond with a face value of RMB2 billion. The bond pays interest annually at 3.08% per annum and is not guaranteed.
 - 12) In December 2022, the Company publicly issued a 5-year fixed rate corporate bond with a face value of RMB1 billion. The bond pays interest annually at 3.29% per annum and is not guaranteed.
 - 13) In December 2022, the Company publicly issued a 10-year fixed rate corporate bond with a face value of RMB1.5 billion. The bond pays interest annually at 3.55% per annum and is not guaranteed.
 - 14) In December 2022, the Company publicly issued a 3-year fixed rate corporate bond with a face value of RMB4 billion. The bond pays interest annually at 3.49% per annum and is not guaranteed.
 - 15) In January 2021, the Company publicly issued a 3-year fixed rate subordinated bond with a face value of RMB1 billion. The bond pays interest annually at 3.87% per annum and is not guaranteed.

NOTES TO THE CONSOLIDATED FINANCIAL STATEMENTS (CONTINUED)

FOR THE YEAR ENDED 31 DECEMBER 2022

(In RMB thousands, unless otherwise stated)

43 BONDS IN ISSUE (CONTINUED)

(2) The details of bonds in issue (Continued)

- 16) In March 2021, the Company publicly issued a 3-year fixed rate subordinated bond with a face value of RMB1 billion. The bond pays interest annually at 3.88% per annum and is not guaranteed.
- 17) In April 2021, the Company publicly issued a 3-year fixed rate subordinated bond with a face value of RMB2 billion. The bond pays interest annually at 3.70% per annum and is not guaranteed.
- 18) In June 2021, the Company publicly issued a 3-year fixed rate subordinated bond with a face value of RMB2.5 billion. The bond pays interest annually at 3.75% per annum and is not guaranteed.
- 19) In July 2021, the Company publicly issued a 3-year fixed rate subordinated bond with a face value of RMB1.5 billion. The bond pays interest annually at 3.50% per annum and is not guaranteed.
- 20) In October 2021, the Company publicly issued a 3-year fixed rate subordinated bond with a face value of RMB2 billion. The bond pays interest annually at 3.75% per annum and is not guaranteed.
- 21) In October 2021, the Company publicly issued a 3-year fixed rate subordinated bond with a face value of RMB4 billion. The bond pays interest annually at 3.68% per annum and is not guaranteed.
- 22) In January 2022, the Company publicly issued a 2-year fixed rate subordinated bond with a face value of RMB4 billion. The bond pays interest annually at 2.90% per annum and is not guaranteed.
- 23) In January 2022, the Company publicly issued a 5-year fixed rate subordinated bond with a face value of RMB2 billion. The bond pays interest annually at 3.45% per annum and is not guaranteed.
- 24) In February 2022, the Company publicly issued a 3-year fixed rate subordinated bond with a face value of RMB1 billion. The bond pays interest annually at 3.08% per annum and is not guaranteed.
- 25) In February 2022, the Company publicly issued a 5-year fixed rate subordinated bond with a face value of RMB2 billion. The bond pays interest annually at 3.49% per annum and is not guaranteed.
- 26) In April 2022, the Company publicly issued a 5-year fixed rate subordinated bond with a face value of RMB1 billion. The bond pays interest annually at 3.57% per annum and is not guaranteed.
- 27) As at 31 December 2022, the Company had structured notes named “Zhiyingbao series” amounted to RMB4,697.22 million, which accrue interests at a fixed annual rate in the range of 3.30%~3.60%, with a remaining tenure of more than one year. The principal and interest of these structured notes are payable at maturity and are not guaranteed.

As at 31 December 2021, the Company had structured notes named “Zhiyingbao series” amounted to RMB10,636.26 million, and “Gushouxin series” amounted to RMB1,010.19 million, which accrue interests at a fixed annual rate in the range of 3.90%~4.40% and 4.00%, with a remaining tenure of more than one year. The principal and interest of these structured notes are payable at maturity and are not guaranteed.

44 SHARE CAPITAL

All shares issued by the Company are fully paid common shares, with a notional value of RMB1 per share. The number of shares and nominal value of the Company’s share capital are as follows:

	31 December 2022	31 December 2021
Issued and fully paid ordinary shares of RMB1 each (in thousands)		
– A shares	6,495,671	6,495,671
– H shares	1,261,024	1,261,024
Total	7,756,695	7,756,695

NOTES TO THE CONSOLIDATED FINANCIAL STATEMENTS (CONTINUED)

FOR THE YEAR ENDED 31 DECEMBER 2022

(In RMB thousands, unless otherwise stated)

45 OTHER EQUITY INSTRUMENTS

Other equity instruments of the Group are as follows :

- In August 2019, the Company issued the first tranche of perpetual subordinated bonds of 2019 amounted to RMB5 billion.
- In March 2020, the Company issued the first tranche of perpetual subordinated bonds of 2020 amounted to RMB5 billion.
- In May 2021, the Company publicly issued perpetual subordinated bonds of 2021 amounted to RMB5 billion.
- In March 2022, the Company publicly issued the first tranche of perpetual subordinated bonds of 2022 amounted to RMB4.5 billion.
- In June 2022, the Company publicly issued the second tranche of perpetual subordinated bonds of 2022 amounted to RMB3.5 billion.
- In August 2022, the Company publicly issued the third tranche of perpetual subordinated bonds of 2022 amounted to RMB2 billion.

The issuance terms related to the equity attributes of other equity instruments that existed at the end of the reporting year are as follows:

- The bonds are repriced every 5 interest-accruing years, and at the end of the repricing cycle, the issuer has the option to extend the bonds for another repricing cycle (another five years) or redeem them in full;
- The bonds offer no redemption option to the investors so that investors cannot require the issuer to redeem their bonds during the duration of the bonds;
- The Company has the option to defer interest payment, except in the event of mandatory interest payments, so that at each interest payment date, the issuer may choose to defer the interest payment to the next payment date for the current period as well as all interests and accreted interests already deferred according to the related terms, without any limitation with respect to the number of deferrals. Mandatory interest payment events are limited to dividend distributions to ordinary equity holders and reductions of registered capital;
- The priority over repayment of the 2019, the 2020, the 2021, the 2022 1st, the 2022 2nd and the 2022 3rd perpetual subordinated bonds is subordinated to the Company's general debts and other subordinated debt, unless in the event of liquidation of the Company, investors of these bonds cannot require the Company to accelerate payment of bonds' principals.

The perpetual subordinated bonds issued by the Company are classified as equity instruments, and recognized under equity in the consolidated statement of financial position. As at 31 December 2022, the interest payable of perpetual subordinated bonds was RMB582.84 million (31 December 2021: RMB355.59 million)(Note 42).

NOTES TO THE CONSOLIDATED FINANCIAL STATEMENTS (CONTINUED)

FOR THE YEAR ENDED 31 DECEMBER 2022

(In RMB thousands, unless otherwise stated)

46 RESERVES

The amounts of the Group's reserves and the related movements are presented in the consolidated statement of changes in equity.

(1) Capital reserve

Capital reserve primarily includes share premium arising from the issuance of new shares at prices in excess of par value.

(2) Surplus reserves

(i) Statutory surplus reserve

Pursuant to the Company Law of the PRC, the Company is required to appropriate 10% of its profit for the year for the statutory surplus reserve until the reserve balance reaches 50% of its registered capital.

Subject to the approval of the shareholders, the statutory surplus reserve may be used to offset accumulated losses, if any, and may also be converted into capital of the Company, provided that the balance of the statutory surplus reserve after this capitalization is not less than 25% of the registered capital immediately before capitalization.

(ii) Discretionary surplus reserve

After making the appropriation to the statutory surplus reserve, the Company may also appropriate its after-tax profit for the year, as determined under China Accounting Standards for Business Enterprises, to its discretionary surplus reserve upon approval by the ordinary equity holders in Annual General Meeting. Subject to the shareholders' approval, the discretionary surplus reserve may be used to offset accumulated losses, if any, and may be converted into capital of the Company.

(3) General reserve

Pursuant to the requirements of regulatory authorities, including the Ministry of Finance and the CSRC, the Company is required to appropriate 10% of its profit for the year for the general risk reserve and 10% for the transaction risk reserve (Note 3.1(23)). Regulatory reserves that are established by subsidiaries and branches in certain countries or jurisdictions outside Mainland China in accordance with the regulatory requirements in their respective territories are also included herein.

(4) Investment revaluation reserve

The investment revaluation reserve represents the fair value changes of financial assets at fair value through other comprehensive income.

(5) Foreign currency translation reserve

The foreign currency translation reserve represents the exchange difference arising from the translation of the financial statements of the subsidiaries incorporated outside Mainland China with functional currencies other than RMB.

NOTES TO THE CONSOLIDATED FINANCIAL STATEMENTS (CONTINUED)

FOR THE YEAR ENDED 31 DECEMBER 2022
(In RMB thousands, unless otherwise stated)

47 CASH AND CASH EQUIVALENTS

	31 December 2022	31 December 2021
Cash and bank balances	38,944,880	36,002,716
Less: Restricted deposits (Note 32)	(376,428)	(766,491)
Interest receivable	(7,498)	(873)
Cash and cash equivalents	<u>38,560,954</u>	<u>35,235,352</u>

48 INTERESTS IN STRUCTURED ENTITIES

The Group is involved with structured entities primarily through investments and asset management business. The Group determines whether to consolidate these structured entities depending on whether the Group has control over them.

(1) Structured entities included in consolidated financial statements

Considering that the Company acts as either the investment manager for the structured entities, or as principal in investing in part of the shares issued by the structured entities, bearing most or all the risk of the products and obtaining most or all of the variable returns, the Group therefore consolidated these structured entities in its consolidated financial statements.

As at 31 December 2022 and 31 December 2021, total assets of consolidated structured entities, the Group's investments and maximum exposure arising from its investments in consolidated structured entities are as follows:

	31 December 2022	31 December 2021
Total assets	8,328,447	3,507,497
Investments	6,743,730	3,516,356
Maximum exposure	<u>6,853,562</u>	<u>3,421,651</u>

(2) Interests in unconsolidated structured entities

(i) Structured entities sponsored by the Group

Unconsolidated structured entities sponsored by the Group primarily include asset management plans and investment funds sponsored by the Group. As the manager of these structured entities, the Group invests, on behalf of its customers, the funds raised in the assets as described in the investment plan related to each structured entity. The interests held by the Group in these unconsolidated structured entities primarily include investments held directly and/or management fees, commission and performance fee earned from managed structured entities. The Group concluded that it acted as an agent rather than a principal based on its assessment of the variable return derived from these structured entities. Therefore, these structured entities are not consolidated by the Group.

NOTES TO THE CONSOLIDATED FINANCIAL STATEMENTS (CONTINUED)

FOR THE YEAR ENDED 31 DECEMBER 2022

(In RMB thousands, unless otherwise stated)

48 INTERESTS IN STRUCTURED ENTITIES (CONTINUED)

(2) Interests in unconsolidated structured entities (Continued)

(i) Structured entities sponsored by the Group (Continued)

For the year ended 31 December 2022, the Group earned management fee, commission and performance fee amounted to RMB1,293.69 million (31 December 2021: RMB1,070.14 million) from these unconsolidated structured entities sponsored by the Group, for which the Group held no interest in during and as at the end of the reporting year.

As at 31 December 2022 and 31 December 2021, the maximum exposure and the carrying amount of relevant balance sheet items of the Group arising from these unconsolidated structured entities, for which the Group held interests in as at the end of the reporting year, were set out as below:

	31 December 2022	31 December 2021
Financial assets at fair value through profit or loss		
– Carrying amount	6,197,813	4,943,891
– Maximum exposure	6,277,668	4,989,692

(ii) Structured entities sponsored by third party financial institutions

As at 31 December 2022 and 31 December 2021, the amount of maximum exposure and the book value of relevant balance sheet items of the Group arising from the interest held of directly invested structured entities sponsored by third party financial institutions were equal, which set out as below:

	31 December 2022	31 December 2021
Financial assets at fair value through profit or loss	58,518,953	44,034,920

NOTES TO THE CONSOLIDATED FINANCIAL STATEMENTS (CONTINUED)

FOR THE YEAR ENDED 31 DECEMBER 2022

(In RMB thousands, unless otherwise stated)

49 TRANSFERRED FINANCIAL ASSETS

The Group enters into transactions in the normal course of business by which it transfers recognized financial assets to third parties or customers. In some cases where these transfers may give rise to full or partial derecognition of the financial assets concerned. In other cases where the Group has retained substantially all the risks and rewards of these assets, the Group continues to recognize the transferred assets.

Repurchase transactions

Transferred financial assets that do not qualify for derecognition include debt securities held by counterparties as collateral under repurchase transactions. The counterparties are allowed to re-pledge those securities sold under repurchase transactions in the absence of default by the Group, but have an obligation to return the securities at the maturity of the contract. If the securities increase or decrease in value, the Group may in certain circumstances require counterparties to return part of collateral or be required to place additional collateral. The Group has determined that it retains substantially all the risks and rewards of these securities and therefore does not derecognize them. A financial liability is recognized for cash received.

Securities lending arrangements

Transferred financial assets that do not qualify for derecognition include securities lent to customers for securities selling transactions, for which the customers provide the Group with collateral that could fully cover the credit risk exposure of the securities lent. The customers have an obligation to return the securities according to the contracts. If the securities increase or decrease in value, the Group may in certain circumstances be required to return part of collateral or require counterparties to place additional collateral. The Group has determined that it retains substantially all the risks and rewards of these securities and therefore does not derecognize them.

The following table analyses the carrying amount of the above-mentioned financial assets transferred to third parties or customers that did not qualify for derecognition and their associated financial liabilities:

	31 December 2022	31 December 2021
Carrying amount of transferred assets		
– Securities lending	2,884,397	2,582,014
Total	<u>2,884,397</u>	<u>2,582,014</u>

NOTES TO THE CONSOLIDATED FINANCIAL STATEMENTS (CONTINUED)

FOR THE YEAR ENDED 31 DECEMBER 2022

(In RMB thousands, unless otherwise stated)

50 COMMITMENTS AND CONTINGENT LIABILITIES

(1) Capital commitments

	31 December 2022	31 December 2021
Contracted, but not provided for	179,285	52,023

The above-mentioned capital commitments are primarily in respect of the equity investment, purchase of equipment and decoration of properties by the Group.

(2) Legal proceedings

The Company and its subsidiaries are subject to claims and are parties to legal and regulatory proceedings in their ordinary course of businesses. As at 31 December 2022 and 31 December 2021, management of the Group believes that the Group was not involved in any material legal, or arbitration proceedings that if adversely determined, would have material impact on its financial position or results of operations of the Group.

(3) Others

On 19 November 2022, a listed company, Amethystum Storage Technology Co., Ltd. (the "Amethystum Storage"), announced that the CSRC intends to take administrative penalty against it due to suspected fraudulent issuance and the alleged violation of laws and regulations in respect of information disclosure (the "Event"). The Company is the sponsor and lead underwriter of Amethystum Storage's initial public offering on the sci-tech innovation board of the Shanghai Stock Exchange. The impact of the Event on the Company is still uncertain as at 31 December 2022.

NOTES TO THE CONSOLIDATED FINANCIAL STATEMENTS (CONTINUED)

FOR THE YEAR ENDED 31 DECEMBER 2022

(In RMB thousands, unless otherwise stated)

51 RELATED PARTY DISCLOSURES

(1) Beijing Financial Holdings Group and companies under Beijing Financial Holdings Group

As at 31 December 2022 and 31 December 2021, Beijing Financial Holdings Group Co., Ltd. (“Beijing Financial Holdings Group”) owned 34.61% of the equity interest of the Company.

Beijing Financial Holdings Group was established by State-owned Assets Supervision and Administration Commission of the People’s Government of Beijing Municipality, which is an integrated financial investment holding platform and managed as a municipal level I enterprise.

The transactions between Beijing Financial Holdings Group and the Group are in the ordinary course of business under normal commercial terms and conditions. Corresponding transactions and balances with this institution were as follows:

	Year ended 31 December 2022	Year ended 31 December 2021
Fee and commission income	1,100	–
Interest income	308	424
Fee and commission expenses	(24)	(1,259)
Interest expenses	(325)	(161)
Other operating expenses and costs	(97)	(97)
	<u> </u>	<u> </u>
	31 December 2022	31 December 2021
Assets		
Cash and bank balances	21,460	163,799
Financial assets at fair value through profit or loss	–	100,307
	<u> </u>	<u> </u>
Liabilities		
Other current liabilities	56	26
Accounts payable to brokerage clients	1	1
	<u> </u>	<u> </u>

(2) Central Huijin and companies under Central Huijin

As at 31 December 2022 and 31 December 2021, Central Huijin Investment Limited (“Central Huijin”) owned 30.76% of the equity interest of the Company.

Central Huijin is a wholly-owned subsidiary of China Investment Corporation, which is incorporated in Beijing, the PRC. Central Huijin has equity interests in certain other banks and financial institutions under the direction of the PRC government and does not engage in other commercial activities. Central Huijin exercises its legal rights and assumes obligations related to the Company on behalf of the PRC Government.

NOTES TO THE CONSOLIDATED FINANCIAL STATEMENTS (CONTINUED)

FOR THE YEAR ENDED 31 DECEMBER 2022

(In RMB thousands, unless otherwise stated)

51 RELATED PARTY DISCLOSURES (CONTINUED)

(2) Central Huijin and companies under Central Huijin (Continued)

The Group enters into transactions with Central Huijin and its affiliated companies in the ordinary course of business under normal commercial terms. Corresponding transactions and balances with these banks and financial institutions were as follows:

	Year ended 31 December	
	2022	2021
Fee and commission income	74,204	134,997
Interest income	586,383	403,866
Other income	506	1,894
Fee and commission expenses	(196,789)	(113,298)
Interest expenses	(197,414)	(160,979)
Other operating expenses and costs	(2,248)	(766)
	<u> </u>	<u> </u>
	31 December 2022	31 December 2021
Assets		
Cash held on behalf of clients	14,674,007	15,630,605
Financial assets at fair value through profit or loss	6,224,409	4,687,554
Cash and bank balances	5,975,580	5,305,147
Financial assets at fair value through other comprehensive income	1,065,422	10,473
Accounts receivable	532,705	35,095
Financial assets held under resale agreements	421,050	–
Right of use assets	97,964	4,721
Derivative financial assets	78,355	119,640
Other current assets	6,484	20,310
	<u> </u>	<u> </u>
Liabilities		
Financial assets sold under repurchase agreements	9,159,203	6,269,076
Short-term borrowings	640,301	81,767
Placements from banks and other financial institutions	300,144	–
Accounts payable to brokerage clients	106,109	15,315
Lease liabilities	98,302	4,544
Derivative financial liabilities	71,980	214,888
Financial liabilities at fair value through profit or loss	1,643	–
Other current liabilities	757,715	796,087
	<u> </u>	<u> </u>

NOTES TO THE CONSOLIDATED FINANCIAL STATEMENTS (CONTINUED)

FOR THE YEAR ENDED 31 DECEMBER 2022

(In RMB thousands, unless otherwise stated)

51 RELATED PARTY DISCLOSURES (CONTINUED)

(3) Government related entities

According to the provisions of IAS 24 – Related Parties Disclosures, government entities controlled and jointly controlled by the PRC government and their subsidiaries (the “government related entities”) are also regarded as related parties of the Group.

Part of the Group’s transactions including securities and futures dealing and broking, underwriting of debt securities, purchase and sale of government bonds, and equity and debt securities issued by other government related entities are entered into with government related entities.

Directors of the Company consider that transactions with government related entities are activities conducted in the ordinary course of business under normal commercial terms and conditions, and that the dealings of the Group have not been significantly or unduly affected by the fact that the Group and those entities are government related. The Group has also established pricing policies for products and services and such pricing policies do not depend on whether or not the counterparties are government related entities.

(4) Other major shareholders and its related parties

The Group’s major transactions and balances with other major shareholders and its related parties were as follows:

	Year ended 31 December	
	2022	2021
Fee and commission income	24,129	29,330
Interest income	230,810	223,726
Other income	807	–
Fee and commission expenses	(30,719)	(67,203)
Interest expenses	(42,185)	(17,923)
Other operating expenses and costs	(8,130)	(4,981)

NOTES TO THE CONSOLIDATED FINANCIAL STATEMENTS (CONTINUED)

FOR THE YEAR ENDED 31 DECEMBER 2022

(In RMB thousands, unless otherwise stated)

51 RELATED PARTY DISCLOSURES (CONTINUED)

(4) Other major shareholders and its related parties (Continued)

	31 December 2022	31 December 2021
Assets		
Cash held on behalf of clients	9,137,826	5,920,567
Cash and bank balances	2,023,722	1,101,030
Financial assets at fair value through profit or loss	1,931,181	1,157,115
Right-of-use assets	561,432	–
Accounts receivable	309,484	35,098
Financial assets at fair value through other comprehensive income	149,976	–
Financial assets held under resale agreements	65,282	–
Derivative financial assets	24,562	26,262
Other current assets	298	284
Liabilities		
Lease liabilities	612,471	–
Accounts payable to brokerage clients	547,461	672,376
Short-term borrowings	89,601	–
Derivative financial liabilities	5,967	9,781
Financial liabilities at fair value through profit or loss	570	–
Other current liabilities	64,758	13,809

(5) The Group's associates

The Group entered into transactions with its associates at arm's length in the ordinary course of business. Management considers that transactions between the Group and its associates are not significant.

(6) Key management personnel

Key management personnel are those who have the authority and responsibility to directly or indirectly plan, direct and control the Group activities, including the board of directors, the board of supervisors and other senior management personnel. In 2022, the Group's remuneration paid for key management personnel were RMB125.43 million (2021: RMB137.22 million).

NOTES TO THE CONSOLIDATED FINANCIAL STATEMENTS (CONTINUED)

FOR THE YEAR ENDED 31 DECEMBER 2022

(In RMB thousands, unless otherwise stated)

52 FAIR VALUE AND FAIR VALUE HIERARCHY

Fair value is the price that would be received to sell an asset or paid to transfer a liability in an orderly transaction between market participants at the measurement date.

Fair value hierarchy

The Group uses the following hierarchy for determining and disclosing the fair values of financial instruments:

Level 1: where the inputs are unadjusted quoted prices in active markets for identical assets or liabilities at the measurement date.

Level 2: where the inputs are observable for the assets and liabilities, either directly or indirectly, other than quoted prices in Level 1.

Level 3: where the inputs are unobservable inputs for relevant assets or liabilities.

The Group uses valuation techniques or counterparty quotations to determine fair value when market prices are not available in active markets.

The major parameters used in valuation techniques include, among others, underlying securities prices, interest rates, foreign exchange rates, volatilities, which are all observable and available from an active market.

For certain unlisted equity securities (private equity securities), thinly traded equity securities, subordinated tranche of asset-backed securities, certain over-the-counter derivative contracts and trust plans, the management uses counterparty quotations or valuation techniques to determine their fair value. Valuation techniques used primarily include discount cash flow model, option pricing model and comparable companies methods, etc. The fair value measurement of these financial instruments may use unobservable inputs that may have significant impact on the valuation results, and therefore, the Group includes them as Level 3 assets and liabilities. The unobservable parameters that may have impacts on the valuation include, among others, liquidity discount, price to book ratio and volatility of underlying assets. As at 31 December 2022 and 31 December 2021, the fair value of the financial assets and liabilities classified under level 3 is not significantly sensitive to a reasonable change in these unobservable inputs. The Group has implemented internal control procedures to monitor and control the Group's exposures to such financial instruments.

NOTES TO THE CONSOLIDATED FINANCIAL STATEMENTS (CONTINUED)

FOR THE YEAR ENDED 31 DECEMBER 2022

(In RMB thousands, unless otherwise stated)

52 FAIR VALUE AND FAIR VALUE HIERARCHY (CONTINUED)

(1) Financial instruments recorded at fair value

	31 December 2022			Total
	Level 1	Level 2	Level 3	
Financial assets at fair value through profit or loss				
– Debt instruments	11,443,882	79,780,596	42,336	91,266,814
– Equity investments	25,720,624	–	8,538,883	34,259,507
– Fund investments	10,441,602	14,096,554	–	24,538,156
– Others	50,887	32,204,560	4,991,216	37,246,663
Subtotal	<u>47,656,995</u>	<u>126,081,710</u>	<u>13,572,435</u>	<u>187,311,140</u>
Financial assets at fair value through other comprehensive income				
– Debt instruments	97,344	70,531,923	401	70,629,668
– Equity instruments	90,311	–	–	90,311
Subtotal	<u>187,655</u>	<u>70,531,923</u>	<u>401</u>	<u>70,719,979</u>
Derivative financial assets	<u>345,991</u>	<u>1,262,494</u>	<u>1,254,931</u>	<u>2,863,416</u>
Total assets	<u><u>48,190,641</u></u>	<u><u>197,876,127</u></u>	<u><u>14,827,767</u></u>	<u><u>260,894,535</u></u>
Financial liabilities at fair value through profit or loss				
– Financial liabilities held for trading	–	1,309,424	123,201	1,432,625
– Financial liabilities designated as at fair value through profit or loss	–	51,636	10,822,693	10,874,329
Subtotal	<u>–</u>	<u>1,361,060</u>	<u>10,945,894</u>	<u>12,306,954</u>
Derivative financial liabilities	<u>292,238</u>	<u>1,447,385</u>	<u>1,518,921</u>	<u>3,258,544</u>
Total liabilities	<u><u>292,238</u></u>	<u><u>2,808,445</u></u>	<u><u>12,464,815</u></u>	<u><u>15,565,498</u></u>

NOTES TO THE CONSOLIDATED FINANCIAL STATEMENTS (CONTINUED)

FOR THE YEAR ENDED 31 DECEMBER 2022

(In RMB thousands, unless otherwise stated)

52 FAIR VALUE AND FAIR VALUE HIERARCHY (CONTINUED)

(1) Financial instruments recorded at fair value (Continued)

	31 December 2021			Total
	Level 1	Level 2	Level 3	
Financial assets at fair value through profit or loss				
– Debt instruments	7,974,743	79,186,453	56,572	87,217,768
– Equity investments	20,990,911	35,274	6,767,301	27,793,486
– Fund investments	9,607,676	6,998,598	167	16,606,441
– Others	5,220	26,259,353	3,665,648	29,930,221
Subtotal	<u>38,578,550</u>	<u>112,479,678</u>	<u>10,489,688</u>	<u>161,547,916</u>
Financial assets at fair value through other comprehensive income				
– Debt instruments	2,123,695	46,136,443	401	48,260,539
– Equity instruments	97,607	–	–	97,607
Subtotal	<u>2,221,302</u>	<u>46,136,443</u>	<u>401</u>	<u>48,358,146</u>
Derivative financial assets	<u>307,716</u>	<u>1,643,790</u>	<u>566,436</u>	<u>2,517,942</u>
Total assets	<u><u>41,107,568</u></u>	<u><u>160,259,911</u></u>	<u><u>11,056,525</u></u>	<u><u>212,424,004</u></u>
Financial liabilities at fair value through profit or loss				
– Financial liabilities held for trading	1,029,622	–	–	1,029,622
– Financial liabilities designated as at fair value through profit or loss	–	–	6,770,267	6,770,267
Subtotal	<u>1,029,622</u>	<u>–</u>	<u>6,770,267</u>	<u>7,799,889</u>
Derivative financial liabilities	<u>300,537</u>	<u>1,761,219</u>	<u>2,233,570</u>	<u>4,295,326</u>
Total liabilities	<u><u>1,330,159</u></u>	<u><u>1,761,219</u></u>	<u><u>9,003,837</u></u>	<u><u>12,095,215</u></u>

NOTES TO THE CONSOLIDATED FINANCIAL STATEMENTS (CONTINUED)

FOR THE YEAR ENDED 31 DECEMBER 2022

(In RMB thousands, unless otherwise stated)

52 FAIR VALUE AND FAIR VALUE HIERARCHY (CONTINUED)

(2) Movements in Level 3 Financial Instruments measured at fair value

Movements in Level 3 Financial Instruments measured at fair value in each year are as follow:

	Year ended 31 December 2022				
	Financial assets at fair value through profit or loss	Financial assets at fair value through other comprehensive income	Derivative financial assets	Financial liabilities at fair value through profit or loss	Derivative financial liabilities
1 January 2022	10,489,688	401	566,436	6,770,267	2,233,570
Total gains or losses for the year	612,281	–	796,686	(1,041,758)	(2,766,893)
Increases	8,391,835	–	59,447	9,796,490	3,398,550
Decreases	(5,255,764)	–	(167,638)	(4,579,105)	(1,346,306)
Transfers to Level 1 from Level 3	(665,605)	–	–	–	–
31 December 2022	<u>13,572,435</u>	<u>401</u>	<u>1,254,931</u>	<u>10,945,894</u>	<u>1,518,921</u>
Gains or losses for the year included in profit or loss for assets/liabilities held at the end of the year	<u>612,281</u>	<u>–</u>	<u>796,686</u>	<u>1,041,758</u>	<u>2,766,893</u>

	Year ended 31 December 2021				
	Financial assets at fair value through profit or loss	Financial assets at fair value through other comprehensive income	Derivative financial assets	Financial liabilities at fair value through profit or loss	Derivative financial liabilities
1 January 2021	5,050,054	2,494	338,266	1,590,589	1,344,869
Total gains or losses for the year	46,199	6,783	521,633	473,149	1,648,446
Total gains recorded in other comprehensive income	–	(31)	–	–	–
Increases	8,915,820	–	360,004	14,935,089	1,208,471
Decreases	(7,531,674)	(8,845)	(653,467)	(10,228,560)	(1,968,216)
Transfers to Level 3 from Level 2	4,009,289	–	–	–	–
31 December 2021	<u>10,489,688</u>	<u>401</u>	<u>566,436</u>	<u>6,770,267</u>	<u>2,233,570</u>
Gains or losses for the year included in profit or loss for assets/liabilities held at the end of the year	<u>46,199</u>	<u>6,783</u>	<u>521,633</u>	<u>(473,149)</u>	<u>(1,648,446)</u>

NOTES TO THE CONSOLIDATED FINANCIAL STATEMENTS (CONTINUED)

FOR THE YEAR ENDED 31 DECEMBER 2022

(In RMB thousands, unless otherwise stated)

52 FAIR VALUE AND FAIR VALUE HIERARCHY (CONTINUED)

- (3) Important unobservable input value in fair value measurement of Level 3

The fair value of financial instruments under Level 3 are primarily determined by discounted cash flow model, option pricing model and comparable companies methods, etc. Determinations to classify fair value measures within Level 3 of the valuation hierarchy are primarily based on the significance of the unobservable inputs which mainly include liquidity discount, price to book ratio, volatility of underlying assets and others to the overall fair value measurement.

- (4) Transfers between Level 1 and Level 2

During the year ended 31 December 2022, the amount of financial assets at fair value through profit and loss from Level 2 to Level 1 were RMB165.66 million.

During the year ended 31 December 2021, the amount of financial assets at fair value through profit and loss from Level 1 to Level 2 were RMB10.01 million and the amount of financial assets at fair value through profit and loss from Level 2 to Level 1 were RMB504.05 million.

- (5) Financial assets and financial liabilities not measured at fair value

The information below summarizes the carrying amounts and fair values of those financial assets and liabilities not measured at fair value in the consolidated statement of financial position. As at 31 December 2022 and 31 December 2021, financial assets and financial liabilities for which the carrying amounts approximate fair value, including financial assets held under resale agreements, refundable deposits, margin accounts, accounts receivable, cash held on behalf of clients, cash and bank balances, lease liabilities, accounts payable to brokerage clients, financial assets sold under repurchase agreements, placements from banks and other financial institutions, short-term borrowings and short-term financing instruments payable are not listed in the table below.

As at 31 December 2022 and 31 December 2021, the carrying amounts and fair value of bonds in issue (including bonds in issue with maturity within one year) are summarized below:

	31 December 2022	31 December 2021
Bonds in issue (including bonds in issue with maturity within one year)		
– Carrying amount (Notes 42 and 43)	101,781,979	104,313,984
– Fair value	100,955,243	104,852,092

NOTES TO THE CONSOLIDATED FINANCIAL STATEMENTS (CONTINUED)

FOR THE YEAR ENDED 31 DECEMBER 2022

(In RMB thousands, unless otherwise stated)

53 FINANCIAL INSTRUMENTS RISK MANAGEMENT

The management considers effective risk management a critical element in ensuring the Group's successful operations. Therefore, the Group has established a set of comprehensive risk management and internal control systems to enable the Group to monitor, evaluate and manage various financial risks in its business activities, including primarily credit risk, market risk, liquidity risk and operational risk, etc.

The Group's risk management and control system is not significantly changed compared to 31 December 2021.

Structure of risk management

The Board

The Board of Directors is the Company's highest decision-making body in risk management, the executive management is the execution body, whilst different units are responsible for directly managing the risks they face in their business or operational activities. The Company has three dedicated risk control departments, namely the Risk Management Department, the Legal and Compliance Department and the Audit Department, which independently monitor and manage risks before the event, during the event and after the event, as per their respective roles and responsibilities.

The Board of Directors is the Group's highest decision-making body in risk management, which makes decisions with respect to the Group's overall risk management strategies and policies, fundamental systems, internal control arrangements, and actions to address material risks faced by the Group, among other things.

The Risk Management Committee under the Board of Directors is responsible for supervising the overall risk management of the Group and ensuring the associated risks are adequately managed so that risk management activities can be effectively carried out through the Group's business and operating activities. The Board's Risk Management Committee also has the following responsibilities: preparing the overall risk management policies for the Board's deliberation; determining the strategic structure and resources for risk management so that they are aligned with the internal risk management policies; setting limits for major risks; and supervising and reviewing the risk management policies and making recommendations to the Board.

The Operation Management

The Company's Executives Committee makes overall decisions with respect to the prevention, control, mitigation, or acceptance of risks in the Group's business and operating activities and makes decisions on efforts to improve the internal control rules and procedures and control measures in accordance with the risk management policies adopted by the Board.

The Company Risk Management Committee of the Executives Committee is responsible for discussing and proposing the Group's risk preference and tolerance as well as overall risk limits, important specific risk limits and risk control criteria for further decision-making; review and approval of specific risk limits and risk control criteria for each business lines; drafting and promoting the implementation of various risk management rules and measures; review and approval of new businesses and products; review and approval of the Group's risk reports and routine compliance risk reports; and formulating risk control strategies and plans for material business matters.

NOTES TO THE CONSOLIDATED FINANCIAL STATEMENTS (CONTINUED)

FOR THE YEAR ENDED 31 DECEMBER 2022

(In RMB thousands, unless otherwise stated)

53 FINANCIAL INSTRUMENTS RISK MANAGEMENT (CONTINUED)

Structure of risk management (Continued)

The Operation Management (Continued)

The Chief Risk Officer of the Company is responsible for leading risk management activities across the Company, including organizing the formulation of relevant risk management rules and procedures, improving the Group's comprehensive risk management practices, organizing the pilot work of consolidated risk control and monitoring, and guiding the Risk Management Department in the identification, evaluation, monitoring and reporting of various risks.

The Department, Branch and Subsidiary

Each and every department and branch/subsidiary of the Group, whose responsible person assumes primary responsibility for the risk management of the unit, within their respective roles and responsibilities, is responsible for following the decisions, rules and procedures, and risk management policies, and implementing risk-control measures and engaging in direct risk control efforts in their business activities. Every staff of the Group has the responsibility of diligence, prudent prevention and timely reporting on the effectiveness of risk management.

The Risk Management Department that is responsible for risk management of the Group, the Legal and Compliance Department that is responsible for legal affairs and compliance management, and the Audit Department that is responsible for the Group's internal audit activities are the three independent risk management functions that establish their own rules and procedures and operate independently to promote risk management of the Group. Specifically, the Risk Management Department is responsible for risk management before and during the event through risk monitoring and assessment, the Legal Compliance Department is responsible for managing the overall legal and compliance risks of the Group, and the Audit Department is responsible for conducting audits to identify material defects in key rules and procedures and processes, as well as internal control weakness, and supervising corrections and rectifications.

In addition, pursuant to the needs of risk management in investment banking business, aligned with the regulatory requirements, the Company has established the Internal Audit Department. Through such review at the company level, the Company conducts final risk control prior to the delivery of investment banking projects, and assumes the decision making responsibility of the ultimate approval of materials and documents to be submitted, reported, issued or disclosed in the name of the Company.

Risk management activities

The Risk Management Department works with business and management departments to identify major risks and critical controls during the course of different business and management activities, issue the "Risk Classification and Key Control List", and continue to update the same in light of business changes and monitoring findings.

The Group establishes a before-the-event risk control mechanism. It focuses on each of the main business lines to formulate specific risk limits and risk control standards, and has explicit procedures of risk control; the Risk Management Department and the Legal and Compliance Department have involved in the review of new businesses and new products, and participated in the before-the-event evaluation for important projects and the operation system, and have expressed their opinions independently; important risk control parameters are directly under the management and control of the Risk Management Department, which also conducts independent verification for valuation model of financial instruments before going online.

NOTES TO THE CONSOLIDATED FINANCIAL STATEMENTS (CONTINUED)

FOR THE YEAR ENDED 31 DECEMBER 2022

(In RMB thousands, unless otherwise stated)

53 FINANCIAL INSTRUMENTS RISK MANAGEMENT (CONTINUED)

Risk management activities (Continued)

The Risk Management Department formulates the risk monitoring processes and indicators for key business and management lines. In particular, risk monitoring indicators for brokerage business, proprietary business, securities financing business, asset management business and custodian business as well as risk control indicators including net capital are monitored through the monitoring system, while the risk monitoring for other business or management lines primarily relies on regular and ad hoc monitoring by means of on-site monitoring, risk information reporting, data access and regular meetings.

The Company also formulates operational process for risk assessment, and determines main assessment methods and qualitative and quantitative risk rating criteria for various types of risks. The Risk Management Department assesses and rates the risk matters on an ongoing basis, evaluates the control of major business risks on a regular basis, and conducts comprehensive year-end assessments of the risk control process, risk events and positions, and risk incidents of the departments, branches and subsidiaries as a key component of their performance assessment.

The Group has formulated guidelines for various types of risk management and control, including market risk, credit risk, operational risk, liquidity risk and reputation risk, in order to guide and regulate the response to risks in various business lines. The Group has established crisis management mechanism and programs, and has formulated effective contingency response measures and plans for various businesses, especially for key risks and emergencies such as liquidity crisis, accidents on transaction system and major public health incidents, while emergency response mechanism has been established and is drilled sporadically on a regular or irregular basis.

The Risk Management Department establishes a mechanism for the transfer of risk information and significant risk warnings. The Group establishes the risk information management mechanism, including transferring and managing risk information, and providing significant risk warnings. The Risk Management Department is responsible for formulating operational procedures for communicating and reporting risk information and issuing risk warnings, and the departments and branches and subsidiaries report risk information or issue warnings on potential risks identified by themselves to the Risk Management Department. The Risk Management Department then manages the risk information, performs comprehensive analyzes on various risk information to identify risk control weaknesses and loopholes and propose recommendations on improving risk control, reports significant risks to the Chief Risk Officer and executive management or a Risk Management Committee, and at the same time, communicates risk information to relevant departments, while tracking any follow-up activities. The Risk Management Department prepares risk reports and risk control recommendation reports according to the results on risk identification, monitoring and assessment, and reports the findings to involved parties and the executive management of the Company. The Risk Management Department continuously monitors risks and the risk control status by following up on the implementation of risk control recommendations by relevant parties in managing risks identified in the risk reports.

NOTES TO THE CONSOLIDATED FINANCIAL STATEMENTS (CONTINUED)

FOR THE YEAR ENDED 31 DECEMBER 2022

(In RMB thousands, unless otherwise stated)

53 FINANCIAL INSTRUMENTS RISK MANAGEMENT (CONTINUED)

Risk analysis and control

Financial risks in the Group's daily operating activities primarily include market risk, liquidity risk, credit risk, and operational risk. The Group has established specific policies and procedures to identify and address these risks, set out appropriate risk limits and internal control processes to manage these risks, and built integrated control system and information technology systems to continuously monitor these risks.

53.1 Credit risk

Credit risks refer to the risks of an economic loss caused by the failure of customers, counterparties or issuers of debt financing instruments (also referred to as financiers) to perform their contractual obligations.

Credit risks of the Group relating to the securities financing business, which includes margin financing and stock pledge repurchase agreement, are primarily attributed to a decline in value, or insufficient liquidity of collateral provided by customers; customers' failure to repay debts in full in a timely manner due to legal disputes over collateral assets; and operational misconducts including fraudulent credit information, violation of contracts and regulatory requirements. Control over credit risks for the securities financing business is managed primarily through risk management education programs for customers, credit due diligence and verification of customers, risk assessment on collateralized (pledged) securities, setup of trading limits, daily mark to market of exposure, issuing risk notification to customers, margin calls, forced position liquidation and legal recourse. The Group performs an assessment of the need for any allowance for impairment in accordance with the ECL model of the accounting standards of IFRS 9, and actively carries out debt recovery activities for defaulting customers.

Credit risk relating to bond investments is primarily due to the decline in the creditworthiness of credit issuer of the debt financing instruments or defaults, counterparty defaults. The Group carries out due diligence for issuers and counterparties, establishes internal ratings for issuers, debts and counterparties, manages the access and size of transactions according to the internal and external rating, and controls credit risk using other tools for subsequent monitoring and management. During the year ended 31 December 2022, the Group maintains good credit quality of its investment portfolio, optimizes the issuer rating and credit granting and concentration management mechanism, strengthens risk early warning, and effectively control the loss of default.

The Group controls credit risks relating to over-the-counter derivative transactions by setting counterparty ratings and credit lines, enhancing the review of derivatives contract terms, and setting limits on the size of transactions and related credit risk exposures before transactions can take place. The Group monitors and controls credit risk exposure of counterparties within established limits by adopting mark-to-market practices of derivative transactions and related collateral as well as forced position liquidating procedures.

NOTES TO THE CONSOLIDATED FINANCIAL STATEMENTS (CONTINUED)

FOR THE YEAR ENDED 31 DECEMBER 2022

(In RMB thousands, unless otherwise stated)

53 FINANCIAL INSTRUMENTS RISK MANAGEMENT (CONTINUED)

Risk analysis and control (Continued)

53.1 Credit risk (Continued)

In order to manage the credit risk arising from the brokerage business, securities brokerage transactions in mainland China are all settled on a fully pledged basis, which enables settlement risks associated with brokerage business to be well under control. The Group strictly complies with relevant trading and settlement rules and procedures to prevent non-compliant financing operations for clients. In addition, for bond-pledged repurchase agreement transaction, through due diligence, establishment of reasonable customer limits and haircut on collateral bonds, setting standards for minimum collateral level of qualified securities and leverage ratios, concentration limits for single securities used as collateral and other measures, the Group prevents customer under-collateralisation. For option transactions, the Group takes measures including margin deposit management, limits setting and forced liquidation control to manage customers' credit risk.

Furthermore, the Company's Risk Management Department monitors credit risk on an ongoing basis, including monitoring the total amount of credit transactions and credit exposures of the same customer, tracking the qualifying credit status of counterparties and bond issuers, monitoring the collateral coverage of securities and financial business, requiring the business department to fulfill its post-investment management duties, as well as using stress testing and sensitivity analysis, amongst other techniques, to measure the credit risk of major business lines.

Expected credit loss measurement

The measurement of the ECL allowance for the debt financial instruments measured at amortized cost and at fair value through other comprehensive income, is an area that requires the use of models and assumptions about the future economic conditions and credit behavior of the clients (such as the likelihood of customers defaulting and the resulting losses).

The Group has applied a "three-stage" impairment model for ECL measurement based on changes in credit quality since the initial recognition of financial assets as summarized below:

- A financial instrument that is not credit-impaired on initial recognition is classified as "Stage 1" and has its credit risk continuously monitored by the Group;
- If a significant increase in credit risk ("SICR") since initial recognition is identified, the financial instrument is moved to "Stage 2" but is not yet deemed to be credit-impaired;
- If the financial instrument is credit-impaired, the financial instrument is then moved to "Stage 3".

Stage 1: The Group measures the loss allowance for a financial instrument at an amount equal to the next 12 months ECL. Stage 2 and Stage 3: The Group measures the loss allowance for a financial instrument at an amount equal to the lifetime ECL. Purchased or originated credit-impaired financial assets are those financial assets that are credit-impaired on initial recognition. The Group has measured the loss allowance for these financial instruments at an amount equal to the lifetime ECL.

NOTES TO THE CONSOLIDATED FINANCIAL STATEMENTS (CONTINUED)

FOR THE YEAR ENDED 31 DECEMBER 2022

(In RMB thousands, unless otherwise stated)

53 FINANCIAL INSTRUMENTS RISK MANAGEMENT (CONTINUED)

Risk analysis and control (Continued)

53.1 Credit risk (Continued)

Expected credit loss measurement (Continued)

For financial assets applied ECL measurement and classified under Stages 1 and 2, management assesses credit loss allowances using the risk parameter modelling approach that incorporated key parameters, including probability of default (“PD”), loss given default (“LGD”) and exposure at default (“EAD”). For credit-impaired financial assets classified under Stage 3, management assessed the credit loss allowances by estimating the cash flows expected to arise from the financial assets after taking into consideration forward looking factors.

The measurement of ECL adopted by the management according to IFRS 9, involves judgements, assumptions and estimations.

- Selection of the appropriate models and determination of relevant key measurement parameters;
- Criteria for determining whether or not there was a significant increase in credit risk, or a default or impairment loss was incurred;
- Determination of forward-looking measurements and weightings;
- The estimated future cash flows for the financial assets classified under Stage 3.

Measuring ECL – models and parameters

The ECL is measured on either a 12-month (12M) or Lifetime basis depending on whether a SICR has occurred since initial recognition or whether an asset is considered to be credit-impaired.

The Group fully considers forward-looking information when measuring ECL. ECL is the discounted product of the PD, LGD, and EAD after considering the forward-looking impact.

- PD represents the likelihood of a borrower defaulting on its financial obligation, either over the next 12 months (12M PD), or over the remaining lifetime (Lifetime PD) of the obligation. For securities financing business, the Group determines the PD by borrower based on factors including the coverage ratio of underlying collateral value to margin loan (collateral to loan ratio) and the volatility of such collateral’s valuation. For debt securities investments, internal credit rating is taken into consideration.
- LGD represents the Group’s expectation of the extent of loss on a defaulted exposure. For securities financing business, the Group determines LGD, based on factors including the realizable value of collateral upon forced liquidation taking into consideration the estimated volatility over the realization period. For debt securities investments, LGD is determined based on assessed publicly available information from credit rating agencies, and type of securities.
- EAD is based on the amounts the Group expects to be owed at the time of default, over the next 12 months (12M EAD) or over the remaining lifetime (Lifetime EAD).

NOTES TO THE CONSOLIDATED FINANCIAL STATEMENTS (CONTINUED)

FOR THE YEAR ENDED 31 DECEMBER 2022

(In RMB thousands, unless otherwise stated)

53 FINANCIAL INSTRUMENTS RISK MANAGEMENT (CONTINUED)

Risk analysis and control (Continued)

53.1 Credit risk (Continued)

Expected credit loss measurement (Continued)

The criteria of Significant increase in credit risk (SICR)

The Group evaluates debt financial instruments to identify whether a SICR has occurred since initial recognition at each balance sheet date. An ECL allowance of financial assets is recognized according to the stage in which the assets are classified. This takes account of what reasonable information, including forward looking information, is available to identify whether a SICR had arisen. The Group considers a financial instrument to have experienced a SICR when one or more of the following quantitative, qualitative or backstop criteria have been met.

For securities financing business, the Group sets differentiated collateral to loan ratios as triggering margin calls and force liquidation thresholds (force liquidation thresholds generally no less than 130%) against different exposures related to these transactions, based on the obligors' credit quality, operation situation, contract maturity date, the volatility and liquidity of related collateral securities, and related performance information.

For securities financing business, the Group considers securities financing business to have experienced a SICR if collateral to loan ratios are lower than the force liquidation thresholds, which means a decline in collateral valuation or the quality of the third-party collateral is significantly reduced. As at 31 December 2022 and 31 December 2021, over 95% of the securities financing balances of the Group were covered by collateral value of over the force liquidation thresholds of related loan or repo amounts.

For debt securities investments, the Group makes use of its internal rating measurement system's results. The Group considers debt securities investments to have experienced a SICR if the latest internal ratings of the issuers of debt securities or the debt securities themselves underwent two notches of downward migration or more, compared with those ratings as at the acquisition date; and if the latest internal rating of issuers of debt securities or the debt securities themselves were under the predetermined grading. As at 31 December 2022 and 31 December 2021, majority of the debt securities investments of the Group were rated as investment grade or above and there was no SICR.

A backstop is applied to all relevant financial assets and they are considered to have experienced a SICR if the borrower, the counterparty, the issuer or the debtor is more than 30 days past due on its contractual payments.

The Group has used the low credit risk exemption for financial instruments, such as cash and bank accounts, settlement reserve, refundable deposits, financial assets held under resale agreements collateralized by debt securities.

NOTES TO THE CONSOLIDATED FINANCIAL STATEMENTS (CONTINUED)

FOR THE YEAR ENDED 31 DECEMBER 2022
(In RMB thousands, unless otherwise stated)

53 FINANCIAL INSTRUMENTS RISK MANAGEMENT (CONTINUED)

Risk analysis and control (Continued)

53.1 Credit risk (Continued)

Expected credit loss measurement (Continued)

Definition of default and credit impairment

The Group assesses whether a financial instrument has been credit-impaired in a manner consistent with its internal credit risk policies for managing financial instruments. The consideration includes qualitative criteria, quantitative criteria and upper limit. The Group defines a financial instrument as credit-impaired, which is fully aligned with the definition of “in default”, when it meets one or more of the following criteria:

- The borrower is more than 90 days past due on its contractual payments;
- For securities financing business, forced liquidation of a client’s position is triggered based on a predetermined threshold of loan to collateral ratios; whereby the collateral valuation falls short of the related loan or repo amounts;
- The latest internal ratings of issuers of debt securities or debt securities themselves are in default grade;
- The debtor, issuer, borrower or counterparty is in significant financial difficulty;
- An active market for that financial asset has disappeared because of debtor’s financial difficulties;
- Concessions have been made by the Group relating to the debtor, issuer, borrower or counterparty’s financial difficulty;
- It is becoming probable that the debtor, issuer, borrower, or counterparty will enter bankruptcy or undertake a financial restructuring, etc.

When a financial asset is considered to be credit-impaired, it may be the result of multiple events, not due to a separately identifiable event.

In summary, the “three-stage” classification criteria for securities financing business is:

- Securities financing business with collateral to loan ratios above the force liquidation thresholds and those past due for no more than 30 days are classified under Stage 1.
- Securities financing business with collateral to loan ratios fall below the pre-determined force liquidation thresholds but above 100%; or those past due for more than 30 days but no more than 90 days are classified under Stage 2.
- Securities financing business with collateral to loan ratios fall below 100%; or those past due for more than 90 days are classified under Stage 3.

NOTES TO THE CONSOLIDATED FINANCIAL STATEMENTS (CONTINUED)

FOR THE YEAR ENDED 31 DECEMBER 2022

(In RMB thousands, unless otherwise stated)

53 FINANCIAL INSTRUMENTS RISK MANAGEMENT (CONTINUED)

Risk analysis and control (Continued)

53.1 Credit risk (Continued)

Expected credit loss measurement (Continued)

Forward-looking information

The assessment of SICR and the calculation of ECL both incorporate forward-looking information. The Group has performed historical data analysis and identified the key economic variables impacting credit risk and ECL for each financial instrument portfolio. Key economic variables mainly include the cumulative growth rate of Domestic Gross Domestic Product (GDP), Producer Price Index (PPI), Fixed Asset Investments Completion Rate and the growth rate of the financial institutions' loan balances. Regression analysis has been performed to determine the relationships between these economic variables and macro factors. The Group forecasts the economic variables under different economic scenarios and applies them in the measurement of ECL with Merton Model.

For all portfolios the Group concluded that three scenarios appropriately captured non-linearities of key economic variables. The scenario weightings are determined by a combination of statistical analysis and expert judgement, taking account of the range of possible outcomes each chosen scenario is representative of. The Group reevaluates the quantity and characteristic of these scenarios at each balance sheet date. As at 31 December 2022 and 31 December 2021, the Group set three scenarios of optimism, base and pessimism for analysis of main product types, and the probability-weight of base scenario adopted by the Group was more than that of the other scenarios.

In 2022, the Company's key macroeconomic indicators used in various macroeconomic scenarios include the month-on-month ratio of macroeconomic prosperity leading index and the average guarantee ratio in the margin market, the weighted average forecasts under optimistic, base and pessimistic scenarios of which are decreasing by 1.16% and decreasing by 2.01%, respectively.

The assessment of SICR is performed using the Lifetime PD under each of the base and other scenarios multiplied by the associated scenario weighting, as well as qualitative criteria, quantitative criteria and upper limit. The Group measures ECL as either a probability weighted 12-month ECL or a probability weighted lifetime ECL. These probability-weighted ECLs are determined by running each scenario through the relevant ECL model and multiplying it by the appropriate scenario weighting.

As at 31 December 2022, by taking current economy situation and international circumstances into comprehensive consideration, the Company updated the relevant economic indicators used for forward-looking measurement according to the latest economic forecast. As with any economic forecasts, the projections and likelihoods of occurrence are subject to a high degree of inherent uncertainty and therefore the actual outcomes may be significantly different to those projected. The Group considers these forecasts to represent its best estimate of the possible outcomes as at the financial statement date.

NOTES TO THE CONSOLIDATED FINANCIAL STATEMENTS (CONTINUED)

FOR THE YEAR ENDED 31 DECEMBER 2022

(In RMB thousands, unless otherwise stated)

53 FINANCIAL INSTRUMENTS RISK MANAGEMENT (CONTINUED)

Risk analysis and control (Continued)

53.1 Credit risk (Continued)

Expected credit loss measurement (Continued)

Sensitivity analysis

The allowance for credit losses is sensitive to the inputs used in internally developed models, macroeconomic variables in the forward-looking forecasts, weighting applied to economic scenarios and other factors considered when applying expert judgement. Changes in these inputs, assumptions and judgements are likely to have an impact on the measurement of ECLs.

As mentioned above, the Group adopts three scenarios for all portfolios, being the optimistic scenario, base scenario and pessimistic scenario. A sensitivity analysis was applied to these scenarios as at 31 December 2022 and 31 December 2021 and the results were as follows:

- (i) The incremental impact on the ECL allowance of applying the probability weighted scenarios was no more than a 10% deviation from the base ECL scenario;
- (ii) The decremental impact on the ECL allowance of increasing the weighting applied to the optimistic scenario by 10% and a corresponding reduction of 10% weighting applied to the base scenario was no more than 10% of the ECL allowance;
- (iii) The incremental impact of shifting 10% of the weighting from the base case scenario to the pessimistic scenario was no more than 10% of the ECL allowance.

Meanwhile, the Group also uses sensitivity analysis to monitor the impact of changes to the credit risk classification of financial assets on ECL. As at 31 December 2022 and 31 December 2021 assuming there was no SICR since initial recognition, and all the financial assets in Stage 2 were moved to Stage 1, the decremental impact on ECL allowance recognized in statement of financial position would be less than 5%.

Collateral and other credit enhancements

The Group employed a range of policies and credit enhancements to mitigate credit risk exposure to an acceptable level. The most common of these is accepting collateral for funds advanced or guarantee. The Group determined the type and amount of collateral according to the credit risk evaluation of counterparties. The collateral under margin financing and reverse repurchase agreements is primarily stocks, debt securities, funds etc. The management would test the market value of collateral periodically, and send margin calls according to related agreements, also monitor the market value fluctuation of collaterals when reviewing the measurement of the loss allowance.

Impairment provision of securities financing business

As at 31 December 2022, the percentage of impairment provision applied by the Group on securities financing business under the Stage 1, Stage 2 and Stage 3 were 0.40%, 0.79% and 91.02%, respectively (31 December 2021: 0.21% · 4.12% and 70.85%).

NOTES TO THE CONSOLIDATED FINANCIAL STATEMENTS (CONTINUED)

FOR THE YEAR ENDED 31 DECEMBER 2022

(In RMB thousands, unless otherwise stated)

53 FINANCIAL INSTRUMENTS RISK MANAGEMENT (CONTINUED)

Risk analysis and control (Continued)

53.1 Credit risk (Continued)

Expected credit loss measurement (Continued)

Credit risk exposure analysis

As at 31 December 2022 and 31 December 2021, the credit quality of the Group's financing exposures to customers was in good condition and over 95% of the securities financing business of the Group were with collateral to loan ratios no lower than the force liquidation thresholds. High threshold of margin loans to collateral ratios indicated that PD was low. For debt securities investments, the Group employed both open market credit ratings and internal credit ratings simultaneously as admittance criteria. The debt securities will be admitted only when the internal and external ratings criteria are met. Majority of the Group's debt securities investments were rated as investment grade (AA) or above externally.

The Group's maximum exposure to credit risk without taking into account of any collateral and other credit enhancements:

	31 December 2022	31 December 2021
Financial assets at fair value through other comprehensive income	70,629,668	48,260,539
Financial assets held under resale agreements	25,551,300	19,021,754
Refundable deposits	10,881,160	10,395,629
Margin accounts	52,870,595	57,808,146
Financial assets at fair value through profit or loss	146,841,837	128,418,814
Derivative financial assets	2,863,416	2,517,942
Cash held on behalf of clients	103,904,955	88,118,755
Deposits in banks	38,944,880	36,002,716
Others	11,478,314	23,663,592
Total maximum credit risk exposure	<u>463,966,125</u>	<u>414,207,887</u>

NOTES TO THE CONSOLIDATED FINANCIAL STATEMENTS (CONTINUED)

FOR THE YEAR ENDED 31 DECEMBER 2022

(In RMB thousands, unless otherwise stated)

53 FINANCIAL INSTRUMENTS RISK MANAGEMENT (CONTINUED)

Risk analysis and control (Continued)

53.1 Credit risk (Continued)

ECL	31 December 2022			Total
	Stage of ECL			
	Stage 1 12-month ECL	Stage 2 Lifetime ECL	Stage 3 Lifetime ECL (Credit- impaired)	
Financial assets held under resale agreements				
Carrying amount	25,212,735	211,284	656,952	26,080,971
Loss allowance	(26,565)	(1,277)	(501,829)	(529,671)
Book value	<u>25,186,170</u>	<u>210,007</u>	<u>155,123</u>	<u>25,551,300</u>
Including: stock-pledged repurchase business				
Carrying amount	4,431,214	211,284	656,952	5,299,450
Loss allowance	(26,565)	(1,277)	(501,829)	(529,671)
Collateral	<u>13,357,931</u>	<u>650,260</u>	<u>660,253</u>	<u>14,668,444</u>
Margin accounts				
Carrying amount	53,010,268	64,838	1,071,317	54,146,423
Loss allowance	(203,600)	(911)	(1,071,317)	(1,275,828)
Book value	<u>52,806,668</u>	<u>63,927</u>	<u>–</u>	<u>52,870,595</u>
Financial assets at fair value through other comprehensive income (debt instruments)				
Book value	<u>70,629,267</u>	<u>–</u>	<u>401</u>	<u>70,629,668</u>
Loss allowance	<u>(729,656)</u>	<u>–</u>	<u>(13,372)</u>	<u>(743,028)</u>

NOTES TO THE CONSOLIDATED FINANCIAL STATEMENTS (CONTINUED)

FOR THE YEAR ENDED 31 DECEMBER 2022

(In RMB thousands, unless otherwise stated)

53 FINANCIAL INSTRUMENTS RISK MANAGEMENT (CONTINUED)

Risk analysis and control (Continued)

53.1 Credit risk (Continued)

ECL	31 December 2021			Total
	Stage 1	Stage 2	Stage 3	
	12-month	Lifetime	Lifetime	
	ECL	ECL	ECL	
			(Credit-impaired)	
Financial assets held under resale agreements				
Carrying amount	18,338,264	–	1,325,320	19,663,584
Loss allowance	(12,703)	–	(629,127)	(641,830)
Book value	<u>18,325,561</u>	<u>–</u>	<u>696,193</u>	<u>19,021,754</u>
Including: stock-pledged repurchase business				
Carrying amount	3,026,091	–	1,325,320	4,351,411
Loss allowance	(12,703)	–	(629,127)	(641,830)
Collateral	<u>11,840,014</u>	<u>–</u>	<u>2,632,884</u>	<u>14,472,898</u>
Margin accounts				
Carrying amount	57,923,903	1,362	1,062,781	58,988,046
Loss allowance	(117,063)	(56)	(1,062,781)	(1,179,900)
Book value	<u>57,806,840</u>	<u>1,306</u>	<u>–</u>	<u>57,808,146</u>
Financial assets at fair value through other comprehensive income (debt instruments)				
Book value	<u>48,260,138</u>	<u>–</u>	<u>401</u>	<u>48,260,539</u>
Loss allowance	<u>(417,714)</u>	<u>–</u>	<u>(13,372)</u>	<u>(431,086)</u>

NOTES TO THE CONSOLIDATED FINANCIAL STATEMENTS (CONTINUED)

FOR THE YEAR ENDED 31 DECEMBER 2022

(In RMB thousands, unless otherwise stated)

53 FINANCIAL INSTRUMENTS RISK MANAGEMENT (CONTINUED)

Risk analysis and control (Continued)

53.1 Credit risk (Continued)

The movements of loss allowance are mainly affected by:

- Increases are primarily attributable to new financial instruments recognized, changes in PD, LGD and expected cash flow recovery rate affected by market changes, the resulted movements amongst Stage 1, Stage 2 and Stage 3, and updates of parameters and assumptions in the ECL model;
- Reversals include the reversals caused by the redemption or disposal of financial assets, the impact of changes in model parameters and assumption;
- Transfers between stages due to financial instruments experiencing significant increases (or decreases) in credit risk or becoming credit-impaired, and the corresponding measurement basis changes between the 12-month (12M) or the Lifetime basis; and
- Foreign exchange and other movements include changes in foreign exchange translations for assets denominated in foreign currencies and other movements.

The Group's credit risk exposure of financial instruments for which an ECL allowance is recognized as follows according to the stage of ECL:

(i) Credit loss allowance for margin accounts

	Stage of ECL			Total
	Stage 1	Stage 2	Stage 3	
	12-month ECL	Lifetime ECL	Lifetime ECL (Credit- impaired)	
1 January 2022	117,063	56	1,062,781	1,179,900
Increases	146,130	71	–	146,201
Reversals	(58,868)	(178)	(820)	(59,866)
Write-offs	–	–	(804)	(804)
Transfer:				
Stage 1 to stage 2	(1,018)	1,018	–	–
Stage 2 to stage 1	56	(56)	–	–
Foreign exchange and other movements	237	–	10,160	10,397
31 December 2022	<u>203,600</u>	<u>911</u>	<u>1,071,317</u>	<u>1,275,828</u>

NOTES TO THE CONSOLIDATED FINANCIAL STATEMENTS (CONTINUED)

FOR THE YEAR ENDED 31 DECEMBER 2022

(In RMB thousands, unless otherwise stated)

53 FINANCIAL INSTRUMENTS RISK MANAGEMENT (CONTINUED)

Risk analysis and control (Continued)

53.1 Credit risk (Continued)

(i) Credit loss allowance for margin accounts (Continued)

	Stage of ECL			Total
	Stage 1 12-month ECL	Stage 2 Lifetime ECL	Stage 3 Lifetime ECL (Credit- impaired)	
1 January 2021	99,346	2	1,069,322	1,168,670
Increases	95,814	54	2,197	98,065
Reversals	(78,089)	–	(5,170)	(83,259)
Write-offs	–	–	(341)	(341)
Transfer:				
Stage 1 to stage 2	(2)	2	–	–
Stage 1 to stage 3	(1)	–	1	–
Stage 2 to stage 1	2	(2)	–	–
Foreign exchange and other movements	(7)	–	(3,228)	(3,235)
31 December 2021	<u>117,063</u>	<u>56</u>	<u>1,062,781</u>	<u>1,179,900</u>

NOTES TO THE CONSOLIDATED FINANCIAL STATEMENTS (CONTINUED)

FOR THE YEAR ENDED 31 DECEMBER 2022

(In RMB thousands, unless otherwise stated)

53 FINANCIAL INSTRUMENTS RISK MANAGEMENT (CONTINUED)

Risk analysis and control (Continued)

53.1 Credit risk (Continued)

(ii) Credit loss allowance for financial assets held under resale agreements

	Stage of ECL			Total
	Stage 1 12-month ECL	Stage 2 Lifetime ECL	Stage 3 Lifetime ECL (Credit- impaired)	
1 January 2022	12,703	–	629,127	641,830
Increases	22,685	908	61,973	85,566
Reversals	(15,325)	(964)	(181,436)	(197,725)
Write-offs	–	–	–	–
Transfer:				
Stage 1 to stage 2	(1,333)	1,333	–	–
Stage 3 to stage 1	7,835	–	(7,835)	–
31 December 2022	<u>26,565</u>	<u>1,277</u>	<u>501,829</u>	<u>529,671</u>
1 January 2021	41,902	576	1,043,291	1,085,769
Increases	5,034	–	164,631	169,665
Reversals	(33,483)	(576)	(579,538)	(613,597)
Write-offs	–	–	–	–
Transfer:				
Stage 1 to stage 3	(743)	–	743	–
Foreign exchange and other movements	(7)	–	–	(7)
31 December 2021	<u>12,703</u>	<u>–</u>	<u>629,127</u>	<u>641,830</u>

NOTES TO THE CONSOLIDATED FINANCIAL STATEMENTS (CONTINUED)

FOR THE YEAR ENDED 31 DECEMBER 2022

(In RMB thousands, unless otherwise stated)

53 FINANCIAL INSTRUMENTS RISK MANAGEMENT (CONTINUED)

Risk analysis and control (Continued)

53.1 Credit risk (Continued)

(iii) Credit loss allowance for financial assets at fair value through other comprehensive income (debt instruments)

	Stage of ECL			Total
	Stage 1 12-month ECL	Stage 2 Lifetime ECL	Stage 3 Lifetime ECL (Credit- impaired)	
1 January 2022	417,714	–	13,372	431,086
Increases	492,351	–	–	492,351
Reversals	(172,713)	–	–	(172,713)
Write-offs	(7,956)	–	–	(7,956)
Foreign exchange and other movements	260	–	–	260
31 December 2022	<u>729,656</u>	<u>–</u>	<u>13,372</u>	<u>743,028</u>

	Stage of ECL			Total
	Stage 1 12-month ECL	Stage 2 Lifetime ECL	Stage 3 Lifetime ECL (Credit- impaired)	
1 January 2021	297,592	–	20,124	317,716
Increases	258,258	–	–	258,258
Reversals	(137,611)	–	–	(137,611)
Write-offs	(462)	–	(6,752)	(7,214)
Foreign exchange and other movements	(63)	–	–	(63)
31 December 2021	<u>417,714</u>	<u>–</u>	<u>13,372</u>	<u>431,086</u>

NOTES TO THE CONSOLIDATED FINANCIAL STATEMENTS (CONTINUED)

FOR THE YEAR ENDED 31 DECEMBER 2022

(In RMB thousands, unless otherwise stated)

53 FINANCIAL INSTRUMENTS RISK MANAGEMENT (CONTINUED)

Risk analysis and control (Continued)

53.2 Liquidity risk

Liquidity risks refer to the risks that the Group is unable to acquire sufficient funds in a timely manner at a reasonable cost, in response to repay due debts, fulfill other payment obligations and meet other funding needs during normal course of business.

The Group has established clear decision-making levels, authority delegation and risk control rules and procedures, and clearly defined the roles and responsibilities of the Board of Directors, executive management and business departments in liquidity risk control. The Asset and Liability Management Committee of the Executives Committee is responsible for organizing and managing the asset and liability allocation plan of the Group, reviewing and approving the internal valuation interest rate of capital and emergency plans for liquidity risk. The Group established the Treasury Department to initiate the management of the liquidity of its proprietary funds, accounting for expanding mid- and long-term stable funding channels, reasonably adjusting the asset allocation among various business lines, and steadily optimizing its assets and liabilities structure. The Group implements liquidity risk limits management and conducts daily and monthly liquidity position analyzes to manage liquidity movements. For effective management of market liquidity risk of its securities portfolios, the Group has implemented securities centralization management for securities investment and financing activities, and has adopted credit rating criteria for fixed-income securities investments. The Group has improved its daily practice for liquidity risk management and control mechanism with the assistance of liquidity reserve asset management system, refining internal funds transfer pricing (FTP) system, as well as establishing and optimizing liquidity emergency plans and stress tests. During the year ended 31 December 2022, the Group has appropriately planned its scale and structure of assets and liabilities, promoted the overall management of liabilities, and maintained sufficient liquidity reserve and ensured its regulatory liquidity coverage ratio and net stable funding ratio were being fully complied with, and its liquidity risk was closely monitored and controlled.

NOTES TO THE CONSOLIDATED FINANCIAL STATEMENTS (CONTINUED)

FOR THE YEAR ENDED 31 DECEMBER 2022

(In RMB thousands, unless otherwise stated)

53 FINANCIAL INSTRUMENTS RISK MANAGEMENT (CONTINUED)

Risk analysis and control (Continued)

53.2 Liquidity risk (Continued)

The maturity profile of the financial liabilities as at the end of the reporting year, based on their contractual undiscounted payments, is as follows:

	31 December 2022					Total
	Overdue/ repayable on demand	Less than 3 months	3 months to 1 year	1 to 5 years	More than 5 years	
Accounts payable to brokerage clients	109,294,147	-	-	-	-	109,294,147
Derivative financial liabilities	3,161,208	71,711	24,269	1,356	-	3,258,544
Financial liabilities at fair value through profit or loss	119,424	3,534,616	2,837,340	5,711,388	104,186	12,306,954
Financial assets sold under repurchase agreements	-	118,867,014	3,394,012	-	-	122,261,026
Placements from banks and other financial institutions	-	2,213,123	6,569,008	-	-	8,782,131
Short-term borrowings	-	1,243,577	-	-	-	1,243,577
Short-term financing instruments payable	-	4,136,817	15,598,210	-	-	19,735,027
Bonds in issue	-	394,400	1,290,500	54,113,632	13,158,900	68,957,432
Lease liabilities	-	191,105	376,915	1,408,799	37,881	2,014,700
Others (i)	29,302,351	16,766,712	24,276,895	1,765	603	70,348,326
Total	141,877,130	147,419,075	54,367,149	61,236,940	13,301,570	418,201,864
Cash flows from derivative financial liabilities settled on a net basis	3,161,208	68,280	23,533	1,356	-	3,254,377
Gross-settled derivative financial liabilities	-	3,431	736	-	-	4,167
Contractual amounts receivable	-	-	-	-	-	-
Contractual amounts payable	-	3,431	736	-	-	4,167

(i) Others mainly include bonds in issue with maturity within one year, and trading deposits for return swaps.

NOTES TO THE CONSOLIDATED FINANCIAL STATEMENTS (CONTINUED)

FOR THE YEAR ENDED 31 DECEMBER 2022

(In RMB thousands, unless otherwise stated)

53 FINANCIAL INSTRUMENTS RISK MANAGEMENT (CONTINUED)

Risk analysis and control (Continued)

53.2 Liquidity risk (Continued)

The maturity profile of the financial liabilities as at the end of the reporting year, based on their contractual undiscounted payments, is as follows (continued):

	31 December 2021					Total
	Overdue/ repayable on demand	Less than 3 months	3 months to 1 year	1 to 5 years	More than 5 years	
Accounts payable to brokerage clients	93,082,812	-	-	-	-	93,082,812
Derivative financial liabilities	4,263,723	25,515	6,088	-	-	4,295,326
Financial liabilities at fair value through profit or loss	-	77,454	2,270,557	5,454,392	-	7,802,403
Financial assets sold under repurchase agreements	-	97,193,025	2,497,310	-	-	99,690,335
Placements from banks and other financial institutions	-	8,553,649	-	-	-	8,553,649
Short-term borrowings	-	987,408	-	-	-	987,408
Short-term financing instruments payable	-	6,756,536	11,755,938	-	-	18,512,474
Bonds in issue	-	283,694	1,220,906	62,258,639	-	63,763,239
Lease liabilities	-	169,276	333,136	1,423,211	19,615	1,945,238
Others ⁽ⁱ⁾	25,677,287	15,549,250	29,917,864	4,657	596	71,149,654
Total	123,023,822	129,595,807	48,001,799	69,140,899	20,211	369,782,538
Cash flows from derivative financial liabilities settled on a net basis	4,263,723	24,520	7	-	-	4,288,250
Gross-settled derivative financial liabilities	-	995	6,081	-	-	7,076
Contractual amounts receivable	-	-	-	-	-	-
Contractual amounts payable	-	995	6,081	-	-	7,076

(i) Others mainly include bonds in issue with maturity within one year, and trading deposits for return swaps.

NOTES TO THE CONSOLIDATED FINANCIAL STATEMENTS (CONTINUED)

FOR THE YEAR ENDED 31 DECEMBER 2022

(In RMB thousands, unless otherwise stated)

53 FINANCIAL INSTRUMENTS RISK MANAGEMENT (CONTINUED)

Risk analysis and control (Continued)

53.2 Liquidity risk (Continued)

The table below analyzes the Group's lease agreements, which were committed as at 31 December 2022 and 31 December 2021 but not commenced into the relevant maturity groupings based on their contractual maturities:

	31 December 2022				Total
	Less than 1 year	1 to 2 years	2 to 5 years	More than 5 years	
Lease liabilities	4,115	3,773	6,583	889	15,360

	31 December 2021				Total
	Less than 1 year	1 to 2 years	2 to 5 years	More than 5 years	
Lease liabilities	39,804	73,785	209,869	91,147	414,605

53.3 Market risk

Market risk represents risk of fluctuations in fair values or future cash flows of financial instruments due to movements in market prices. Market risks primarily include stock price risk, interest rate risk, foreign exchange rate risk, and other price risks.

For market risks, the Group has established a sound risk management organizational structure and built risk management processes that enables end-to-end coverage of investment activities before, during and after making the investments, with risk limits applied to every investment. The Group annually reviews and approves risk limits for the Group as well as each and every proprietary business lines, including exposure limits, stop-loss limits, VaR limits, sensitivity index limit and stress testing limits, and charges the Risk Management Department to monitor and supervise their implementation and compliance. The Group has adopted daily mark-to-market practices, and implemented stop-loss procedures commensurate with its trading strategies. On a regular basis, the Group assesses the risk tolerance of its proprietary business lines, the effectiveness of its risks control and the income level after risk adjustments, and includes the assessment results in the performance evaluation of these business lines. The Group makes on-going efforts to improve its proprietary business management system, including automated controls over relevant limit indicators.

During the year ended 31 December 2022, while the Group earns reasonable investment returns, market risks are effectively controlled within the scope of various risk limit indicators.

NOTES TO THE CONSOLIDATED FINANCIAL STATEMENTS (CONTINUED)

FOR THE YEAR ENDED 31 DECEMBER 2022
(In RMB thousands, unless otherwise stated)

53 FINANCIAL INSTRUMENTS RISK MANAGEMENT (CONTINUED)

Risk analysis and control (Continued)

53.3 Market risk (Continued)

(1) Value at risk (VaR)

The Group adopts VaR as a tool to measure the market risk of its entire securities investment portfolio comprising different types and varieties of financial instruments. VaR is a method that estimates the maximum possible loss on the portfolio due to movements in market interest rates or securities prices over a specified time period and within a given confidence level.

The VaR of the Group's investment portfolio is calculated using the portfolio's historical data information. Although VaR analysis is a key instrument for measuring market risk, it has to rely on historical data and relevant information, and accordingly, it has certain inherent limitations so that it may not accurately predict the future changes of risk factors and in particular, cannot effectively reflect the risk under extreme market conditions. As a supplementary measure, the Group implements daily and specific stress tests to assess the impact on extreme adverse movements in risk indicators to the net capital of the Group and the profit and loss on proprietary portfolio and proposes emergency plans with relevant recommendations and measures accordingly.

Consistent with its internal risk management policy and comparable with peers, the Group's VaR was computed at a confidence level of 95% and with a holding period of 1 trading day. The Group's VaR analysis by risk categories is summarized as follows:

	31 December 2022	31 December 2021
Equity price-sensitive financial instruments	123,439	97,736
Interest rate-sensitive financial instruments	148,913	75,604

(2) Interest rate risk

Interest rate risk represents the risk of losses to the fair values or future cash flows of financial instruments due to adverse movements in market interest rates. The Group's interest rate risk primarily comes from the interest rate-sensitive financial instruments whose fair values are subject to changes due to adverse movements in market interest rates.

The Group primarily uses interest rate sensitivity analysis to monitor its interest rate risk. Sensitivity analysis measures the impact of fair value changes of financial instruments held at the period-end on the Group's total revenue and total equity when reasonable and possible changes occur to interest rates, assuming all other variables remain the same and market interest rates shift in a parallel manner and not considering any risk management actions that the management may take to reduce its interest rate risk.

NOTES TO THE CONSOLIDATED FINANCIAL STATEMENTS (CONTINUED)

FOR THE YEAR ENDED 31 DECEMBER 2022

(In RMB thousands, unless otherwise stated)

53 FINANCIAL INSTRUMENTS RISK MANAGEMENT (CONTINUED)

Risk analysis and control (Continued)

53.3 Market risk (Continued)

(2) Interest rate risk (Continued)

Interest rate sensitivity analysis of are as follows:

Sensitivity to revenue	31 December 2022	31 December 2021
Change in basis points		
+25 basis points	(596,311)	(605,412)
- 25 basis points	597,584	609,842
	<u> </u>	<u> </u>
Sensitivity to equity	31 December 2022	31 December 2021
Change in basis points		
+25 basis points	(336,732)	(273,109)
- 25 basis points	339,545	275,879
	<u> </u>	<u> </u>

(3) Foreign currency rate risk

As at 31 December 2022, the foreign exchange exposure is approximately RMB2,637 million (31 December 2021: RMB6,177 million). The Group manages its foreign exchange rate risk by implementing integrated management of domestic and foreign Fixed-Income securities, Currencies and Commodities (FICC) and derivatives business, and manages its foreign exchange risk by limiting the scale of foreign-currency-denominated assets and liabilities and the comprehensive position of foreign exchange settlement and sales, setting the company's self-operated investment stop-loss limit, risk exposure limit, and using foreign exchange derivative risk hedging tools. The majority of its income-generating business activities under the current structure are conducted in RMB, with only a small portion denominated in foreign currencies. Given the small portion of the foreign-currency-denominated businesses in both its assets and liabilities portfolio and income structure, the Group believes that its foreign exchange rate risk has an insignificant impact on its current operations.

(4) Other price risks

Other price risks refer to risks of fair value decline to the Group's investment portfolio due to fluctuations in market prices other than stock prices, interest rates, and foreign exchange rates, including primarily commodity prices. The Group's investment portfolio primarily comprises equity securities, fixed income businesses as well as their derivative instruments. Other market price-related businesses include gold trading and commodity derivatives trading where the Group primarily focuses on providing liquidity services and arbitrage trading with insignificant risk exposure. Accordingly, the Group believes that the other price risks do not have a significant impact on the Group's current operations.

NOTES TO THE CONSOLIDATED FINANCIAL STATEMENTS (CONTINUED)

FOR THE YEAR ENDED 31 DECEMBER 2022

(In RMB thousands, unless otherwise stated)

53 FINANCIAL INSTRUMENTS RISK MANAGEMENT (CONTINUED)

Risk analysis and control (Continued)

53.4 Capital management

The Group's objectives of capital management are:

- To safeguard the Group's ability to continue as a going concern so that it can continue to provide returns for equity holders and benefits for other stakeholders;
- To support the Group's stability and growth;
- To maintain a strong capital base to support the development of their business; and
- To comply with the capital requirements under the PRC regulations.

In accordance with Administrative Measures for Risk Control Indicators of Securities Companies (Revised 2016) (the "Administrative Measures") issued by the CSRC in 2016 and Calculation Standards for Risk Control Indicators of Securities Companies (CSRC Announcement [2020] No.10) (the "Calculation Standards") issued by the CSRC in 2020, respectively, the Company is required to meet the following standards for risk control indicators on a continual basis:

- The risk coverage ratio shall be no less than 100%;
- The capital leverage ratio shall be no less than 8%;
- The liquidity coverage ratio shall be no less than 100%;
- The net stable funding ratio shall be no less than 100%;

Risk coverage ratio = net capital/sum of various risk capital provisions x 100%,

Capital leverage ratio = core net capital/total asset on-/off-balance-sheet x 100%,

Liquidity coverage ratio = high quality liquid assets/net cash outflow in 30 days x 100%,

Net stable funding ratio = available amount of stable funding/required amount of stable funding x 100%.

Core net capital refers to net assets minus risk adjustments on certain types of assets as defined in the Calculation Standards.

In March 2020, the Group received a Notice on the Matters about the Pilot of Consolidated Risk Control and Monitoring from CSRC (Notice of Department of Institutions (2020) No. 663), which allowed the Group to officially participate in the pilot of consolidated risk control and to implement differentiated calculation standards for risk control indicators.

NOTES TO THE CONSOLIDATED FINANCIAL STATEMENTS (CONTINUED)

FOR THE YEAR ENDED 31 DECEMBER 2022

(In RMB thousands, unless otherwise stated)

54 STATEMENT OF FINANCIAL POSITION OF THE COMPANY

	Note	31 December 2022	31 December 2021
Non-current assets			
Property, plant and equipment		645,995	686,133
Right-of-use assets		1,727,858	1,615,935
Investment properties		38,142	49,146
Intangible assets		636,303	488,614
Investment in subsidiaries	20	11,550,844	9,267,283
Investment in associates		54,579	49,918
Financial assets at fair value through profit or loss		1,096,117	1,132,155
Financial assets held under resale agreements		4,868	9,906
Refundable deposits		5,652,195	5,635,200
Deferred tax assets		1,700,521	1,827,820
Other non-current assets		79,238	78,459
Total non-current assets		23,186,660	20,840,569
Current assets			
Margin accounts		52,606,442	57,669,167
Accounts receivable		10,189,482	22,575,105
Financial assets at fair value through profit or loss		164,742,703	143,148,517
Financial assets at fair value through other comprehensive income		63,819,804	45,182,442
Derivative financial assets		2,942,801	2,505,063
Financial assets held under resale agreements		25,468,071	18,942,844
Cash held on behalf of clients		88,299,059	76,612,157
Cash and bank balances		36,001,575	33,015,196
Other current assets		542,032	1,173,152
Total current assets		444,611,969	400,823,643
Total assets		467,798,629	421,664,212

NOTES TO THE CONSOLIDATED FINANCIAL STATEMENTS (CONTINUED)

FOR THE YEAR ENDED 31 DECEMBER 2022

(In RMB thousands, unless otherwise stated)

54 STATEMENT OF FINANCIAL POSITION OF THE COMPANY (CONTINUED)

	Note	31 December 2022	31 December 2021
Current liabilities			
Accounts payable to brokerage clients		88,534,251	76,834,652
Lease liabilities		456,192	378,849
Derivative financial liabilities		3,470,581	4,294,036
Financial liabilities at fair value through profit or loss		6,298,681	2,345,498
Financial assets sold under repurchase agreements		116,585,918	98,157,721
Placements from banks and other financial institutions		8,724,569	8,528,656
Taxes payable		823,236	1,330,614
Short-term financing instruments payable		19,439,574	18,290,179
Other current liabilities		71,567,578	73,556,317
Total current liabilities		<u>315,900,580</u>	<u>283,716,522</u>
Net current assets		<u>128,711,389</u>	<u>117,107,121</u>
Total assets less current liabilities		<u>151,898,049</u>	<u>137,947,690</u>
Non-current liabilities			
Bonds in issue		55,239,469	53,648,810
Lease liabilities		1,295,838	1,213,580
Financial liabilities at fair value through profit or loss		5,815,574	5,454,392
Deferred tax liabilities		703,048	1,184,870
Other non-current liabilities		2,368	5,117
Total non-current liabilities		<u>63,056,297</u>	<u>61,506,769</u>
Net assets		<u><u>88,841,752</u></u>	<u><u>76,440,921</u></u>
Equity			
Share capital		7,756,695	7,756,695
Other equity instruments		24,906,528	14,937,500
Reserves		32,261,275	30,494,605
Retained earnings		23,917,254	23,252,121
Total equity		<u><u>88,841,752</u></u>	<u><u>76,440,921</u></u>

NOTES TO THE CONSOLIDATED FINANCIAL STATEMENTS (CONTINUED)

FOR THE YEAR ENDED 31 DECEMBER 2022

(In RMB thousands, unless otherwise stated)

55 STATEMENT OF CHANGES IN EQUITY OF THE COMPANY

	Note	Share capital	Other equity instruments	Capital reserve	Surplus reserves	General reserves	Investment revaluation reserve	Retained Earnings	Total
At 1 January 2022		7,756,695	14,937,500	12,428,414	5,208,018	12,191,147	667,026	23,252,121	76,440,921
Profit for the year		-	-	-	-	-	-	6,570,633	6,570,633
Other comprehensive income for the year		-	-	-	-	-	(222,683)	-	(222,683)
Total comprehensive income for the year		-	-	-	-	-	(222,683)	6,570,633	6,347,950
Capital injected by equity holders		-	-	-	-	-	-	-	-
- Capital injected by other equity instrument holders	45	-	9,969,028	-	-	-	-	-	9,969,028
Appropriation to surplus reserves	46	-	-	-	657,063	-	-	(657,063)	-
Appropriation to general reserves	46	-	-	-	-	1,332,290	-	(1,332,290)	-
Dividends – 2021	15	-	-	-	-	-	-	(3,063,894)	(3,063,894)
Distribution to other equity instrument holders	15	-	-	-	-	-	-	(852,253)	(852,253)
At 31 December 2022		<u>7,756,695</u>	<u>24,906,528</u>	<u>12,428,414</u>	<u>5,865,081</u>	<u>13,523,437</u>	<u>444,343</u>	<u>23,917,254</u>	<u>88,841,752</u>

The net profit of the Company for the year ended 31 December 2022 amounted to RMB6,571 million (2021: RMB9,237 million).

NOTES TO THE CONSOLIDATED FINANCIAL STATEMENTS (CONTINUED)

FOR THE YEAR ENDED 31 DECEMBER 2022

(In RMB thousands, unless otherwise stated)

55 STATEMENT OF CHANGES IN EQUITY OF THE COMPANY (CONTINUED)

	Note	Share capital	Other equity instruments	Capital reserve	Surplus reserves	General reserves	Investment revaluation reserve	Retained Earnings	Total
At 1 January 2021		7,756,695	9,961,509	12,428,414	4,284,302	10,324,359	293,363	20,261,917	65,310,559
Profit for the year		-	-	-	-	-	-	9,237,154	9,237,154
Other comprehensive income for the year		-	-	-	-	-	373,663	-	373,663
Total comprehensive income for the year		-	-	-	-	-	373,663	9,237,154	9,610,817
Capital injected by equity holders		-	-	-	-	-	-	-	-
- Capital injected by other equity instrument holders	45	-	4,975,991	-	-	-	-	-	4,975,991
Appropriation to surplus reserves	46	-	-	-	923,716	-	-	(923,716)	-
Appropriation to general reserves	46	-	-	-	-	1,866,788	-	(1,866,788)	-
Dividends – 2020	15	-	-	-	-	-	-	(2,908,761)	(2,908,761)
Distribution to other equity instrument holders	15	-	-	-	-	-	-	(547,685)	(547,685)
At 31 December 2021		<u>7,756,695</u>	<u>14,937,500</u>	<u>12,428,414</u>	<u>5,208,018</u>	<u>12,191,147</u>	<u>667,026</u>	<u>23,252,121</u>	<u>76,440,921</u>

NOTES TO THE CONSOLIDATED FINANCIAL STATEMENTS (CONTINUED)

FOR THE YEAR ENDED 31 DECEMBER 2022

(In RMB thousands, unless otherwise stated)

56 EVENTS AFTER THE REPORTING PERIOD

(1) Issuance of corporate bond

In January 2023, the Company privately issued a corporate bond with a face value of RMB3 billion. The bond can be divided into two categories: (a) the “23 Xintou F1” has a face value of RMB0.5 billion, with a maturity of 3 years and a nominal rate of 3.20%, which offers the options, at the end of the second year, for the Company to adjust the coupon rate, or the investors to sell back the bond; (b) the “23 Xintou F2” has a face value of RMB2.5 billion, with a maturity of 5 years and a nominal rate of 3.35%, which offers the options, at the end of the third year, for the Company to adjust the coupon rate, or the investors to sell back the bond. The bond accrues interest at fixed rate per annum, pays interest annually and is not guaranteed.

In February 2023, the Company privately issued a 2-year fixed rate corporate bond (“23 Xintou F3”) with a face value of RMB1.5 billion. The bond pays interest annually at 3.10% per annum and is not guaranteed.

(2) Issuance of short-term commercial paper

In January 2023, the Company publicly issued a 277-day fixed rate commercial paper with a face value of RMB2.5 billion (“23 CSC CP001”). The bond pays the principal and interest at 2.55% per annum at maturity and is not guaranteed.

In January 2023, the Company publicly issued a 360-day fixed rate commercial paper with a face value of RMB2 billion (“23 CSC CP002”). The bond pays the principal and interest at 2.78% per annum at maturity and is not guaranteed.

In February 2023, the Company publicly issued a 358-day fixed rate commercial paper with a face value of RMB3 billion (“23 CSC CP003”). The bond pays the principal and interest at 2.72% per annum at maturity and is not guaranteed.

In February 2023, the Company publicly issued a 183-day fixed rate commercial paper with a face value of RMB3 billion (“23 CSC CP004”). The bond pays the principal and interest at 2.57% per annum at maturity and is not guaranteed.

In February 2023, the Company publicly issued a 182-day fixed rate commercial paper with a face value of RMB1 billion (“23 CSC CP005”). The bond pays the principal and interest at 2.65% per annum at maturity and is not guaranteed.

In March 2023, the Company publicly issued a 173-day fixed rate commercial paper with a face value of RMB2 billion (“23 CSC CP006”). The bond pays the principal and interest at 2.62% per annum at maturity and is not guaranteed.

In March 2023, the Company publicly issued a 362-day fixed rate commercial paper with a face value of RMB3 billion (“23 CSC CP007”). The bond pays the principal and interest at 2.78% per annum at maturity and is not guaranteed.

In March 2023, the Company publicly issued a 182-day fixed rate commercial paper with a face value of RMB3 billion (“23 CSC CP008”). The bond pays the principal and interest at 2.57% per annum at maturity and is not guaranteed.

In March 2023, the Company publicly issued a 359-day fixed rate commercial paper with a face value of RMB2 billion (“23 CSC CP009”). The bond pays the principal and interest at 2.72% per annum at maturity and is not guaranteed.

(3) Dividend

On 30 March 2023, the Board of directors proposes a cash dividend of RMB2.70 (tax inclusive) per 10 ordinary shares, amounting to RMB2,094 million (tax inclusive) in total based on 7,756,694,797 shares for the year ended 31 December 2022. The dividend distribution represents 31.47% of profit for the year 2022 attributable to equity holders of the Company (excluding interest on perpetual subordinated bonds) in the consolidated financial statements. The remaining undistributed profit will be carried forward to the following years. Such proposal is subject to the approval by the ordinary equity holders in the Annual General Meeting.

ISSUER

CSCIF Asia Limited
Ritter House, Wickhams Cay II
Road Town, Tortola
VG1110, British Virgin Islands

GUARANTOR

CSC Financial Co., Ltd.
(中信建投証券股份有限公司)
Unit 4, No. 66 Anli Road,
Chaoyang District, Beijing, China

TRUSTEE

**The Hongkong and Shanghai
Banking Corporation Limited**
Level 24, HSBC Main Building
1 Queen's Road Central
Hong Kong

**ISSUING AND PAYING
AGENT,
PAYING AGENT,
REGISTRAR,
TRANSFER AGENT**

**The Hongkong and Shanghai
Banking Corporation Limited**
Level 24, HSBC Main Building
1 Queen's Road Central
Hong Kong

**CMU LODGING AND
PAYING AGENT**

**The Hongkong and Shanghai
Banking Corporation Limited**
Level 24, HSBC Main Building
1 Queen's Road Central
Hong Kong

LEGAL ADVISORS TO THE ISSUER AND THE GUARANTOR*As to English law*

Davis Polk & Wardwell
10th Floor,
The Hong Kong Club
Building
3A Chater Road
Hong Kong

As to PRC law

Tian Yuan Law Firm
Suite 509, Tower A,
Corporate Square,
35 Financial Street,
Xicheng District, Beijing

As to British Virgin Islands law

**Maples and Calder
(Hong Kong) LLP**
26th Floor, Central Plaza
18 Harbour Road
Wanchai, Hong Kong

LEGAL ADVISORS TO THE DEALERS*As to English law*

Linklaters
11th Floor, Alexandra House
Chater Road
Hong Kong

As to PRC law

Guantao Law Firm
18/F, Tower B, Xincheng Plaza
5 Finance Street
Xicheng District, Beijing, PRC

INDEPENDENT AUDITOR OF THE GUARANTOR

PricewaterhouseCoopers
Certified Public Accountants
Registered Public Interest Entity Auditor
22/F, Prince's Building
Central
Hong Kong

Appendix 3
Pricing Supplements dated 20 April 2023

Pricing Supplement

PRIIPs REGULATION – PROHIBITION OF SALES TO EEA RETAIL INVESTORS – The Notes are not intended to be offered, sold or otherwise made available to and should not be offered, sold or otherwise made available to any retail investor in the European Economic Area (“**EEA**”). For these purposes, a retail investor means a person who is one (or more) of: (i) a retail client as defined in point (11) of Article 4(1) of Directive 2014/65/EU (as amended, “**MiFID II**”); (ii) a customer within the meaning of Directive (EU) 2016/97 (as amended, the “**Insurance Distribution Directive**”), where that customer would not qualify as a professional client as defined in point (10) of Article 4(1) of MiFID II; or (iii) not a qualified investor as defined in Regulation (EU) 2017/1129 (as amended, the “**Prospectus Regulation**”). Consequently, no key information document required by Regulation (EU) No. 1286/2014 (as amended, the “**PRIIPs Regulation**”) for offering or selling the Notes or otherwise making them available to retail investors in the EEA has been prepared and therefore offering or selling the Notes or otherwise making them available to any retail investor in the EEA may be unlawful under the PRIIPs Regulation.

UK PRIIPs REGULATION – PROHIBITION OF SALES TO UK RETAIL INVESTORS – The Notes are not intended to be offered, sold or otherwise made available to and should not be offered, sold or otherwise made available to any retail investor in the United Kingdom (“**UK**”). For these purposes, a retail investor means a person who is one (or more) of: (i) a retail client, as defined in point (8) of Article 2 of Regulation (EU) No 2017/565 as it forms part of domestic law by virtue of the European Union (Withdrawal) Act 2018 (“**EUWA**”); (ii) a customer within the meaning of the provisions of the Financial Services and Markets Act 2000 (the “**FSMA**”) and any rules or regulations made under the FSMA to implement Directive (EU) 2016/97, where that customer would not qualify as a professional client, as defined in point (8) of Article 2(1) of Regulation (EU) No 600/2014 as it forms part of domestic law by virtue of the EUWA; or (iii) not a qualified investor as defined in Article 2 of Regulation (EU) 2017/1129 as it forms part of domestic law by virtue of the EUWA (the “**UK Prospectus Regulation**”). Consequently, no key information document required by Regulation (EU) No 1286/2014 as it forms part of domestic law by virtue of the EUWA (the “**UK PRIIPs Regulation**”) for offering or selling the Notes or otherwise making them available to retail investors in the UK has been prepared and therefore offering or selling the Notes or otherwise making them available to any retail investor in the UK may be unlawful under the UK PRIIPs Regulation.

Notification under Section 309B(1)(c) of the Securities and Futures Act 2001 of Singapore – In connection with Section 309B of the Securities and Futures Act 2001 of Singapore (the “**SFA**”) and the Securities and Futures (Capital Markets Products) Regulations 2018 of Singapore (the “**CMP Regulations 2018**”), the Issuer (as defined below) has determined, and hereby notifies all relevant persons (as defined in Section 309A(1) of the SFA), that the Notes are prescribed capital markets products (as defined in the CMP Regulations 2018) and are Excluded Investment Products (as defined in MAS Notice SFA 04-N12: Notice on the Sale of Investment Products and MAS Notice FAA-N16: Notice on Recommendation on Investment Products).

This document is for distribution to professional investors (as defined in Chapter 37 of the Rules Governing the Listing of Securities on The Stock Exchange of Hong Kong Limited (the “**HKSE**”)) (“**Professional Investors**”) only.

Application will be made to the HKSE for the listing of, and permission to deal in the Notes by way of debt issues to Professional Investors only.

Notice to Hong Kong Investors: Each of the Issuer and the Guarantor (as defined below) confirms that the Notes are intended for purchase by Professional Investors only and will be listed on the HKSE on that basis. Accordingly, each of the Issuer and the Guarantor confirms that the Notes are not

appropriate as an investment for retail investors in Hong Kong. Investors should carefully consider the risks involved.

The HKSE has not reviewed the contents of this document, other than to ensure that the prescribed form disclaimer and responsibility statements, and a statement limiting distribution of this document to Professional Investors only have been reproduced in this document. Listing of the Programme and the Notes on the HKSE is not to be taken as an indication of the commercial merits or credit quality of the Programme, the Notes, the Issuer, the Guarantor or the Group (as defined in the Offering Circular (as defined below)) or quality of disclosure in this document. Hong Kong Exchanges and Clearing Limited and the HKSE take no responsibility for the contents of this document, make no representation as to its accuracy or completeness and expressly disclaim any liability whatsoever for any loss howsoever arising from or in reliance upon the whole or any part of the contents of this document.

This document includes particulars given in compliance with the Rules Governing the Listing of Securities on The Stock Exchange of Hong Kong Limited for the purpose of giving information with regard to the Issuer, the Guarantor and the Group. Each of the Issuer and the Guarantor accepts full responsibility for the accuracy of the information contained in this document and confirms, having made all reasonable enquiries, that to the best of its knowledge and belief there are no other facts the omission of which would make any statement herein misleading.

20 April 2023

CSCIF Asia Limited
Legal entity identifier (LEI): 254900FU761CV5ASRV38
Issue of CNY1,500,000,000 3.15 per cent. Guaranteed Notes due 2025 (the “Notes”)
Unconditionally and Irrevocably Guaranteed by CSC Financial Co., Ltd. (中信建投证券股份有限公司)
under its U.S.\$3,000,000,000
Medium Term Note Programme

This document constitutes the Pricing Supplement relating to the issue of Notes described herein.

Terms used herein shall be deemed to be defined as such for the purposes of the Terms and Conditions of the Notes (the “**Conditions**”) set forth in the offering circular dated 11 January 2023, as supplemented by the supplemental offering circular dated 20 April 2023 (together, the “**Offering Circular**”). This Pricing Supplement contains the final terms of the Notes and must be read in conjunction with the Offering Circular. Full information on the Issuer, the Guarantor and the offer of the Notes is only available on the basis of the combination of the Offering Circular and this Pricing Supplement.

1	(i)	Issuer:	CSCIF Asia Limited
	(ii)	Guarantor:	CSC Financial Co., Ltd. (中信建投证券股份有限公司)
2	(i)	Series Number:	3
	(ii)	Tranche Number:	1
	(iii)	Date on which the Notes will be consolidated and form a single Series:	Not Applicable
3		Specified Currency or Currencies:	Renminbi (“ CNY ”)
4		Aggregate Nominal Amount:	

	(i)	Series:	CNY1,500,000,000
	(ii)	Tranche:	CNY1,500,000,000
5	(i)	Issue Price:	100.00 per cent. of the Aggregate Nominal Amount
	(ii)	Gross proceeds:	CNY1,500,000,000
6	(i)	Specified Denominations:	CNY1,000,000 and integral multiples of CNY10,000 in excess thereof
	(ii)	Calculation Amount:	CNY10,000
7	(i)	Issue Date:	27 April 2023
	(ii)	Interest Commencement Date:	Issue Date
8		Maturity Date:	Interest Payment Date falling on, or nearest to, 27 April 2025
9		Interest Basis:	3.15 per cent. Fixed Rate
10		Redemption/Payment Basis:	Redemption at par
11		Change of Interest Basis or Redemption/Payment Basis:	Not Applicable
12		Put/Call Options:	Relevant Events Put Option
13		Rating Maintenance:	Applicable
14		Date of Board approval for issuance of Notes and Guarantee obtained:	Issuer's Board Resolutions dated 15 July 2020 and Guarantor's Board Resolutions dated 10 February 2023, respectively
15		Regulatory approval for issuance of Notes obtained:	Registration Certificate of Enterprise Foreign Debt dated 17 January 2023
16		Listing:	The Stock Exchange of Hong Kong Listing of the Notes is expected to be effective on 28 April 2023.
17		Method of distribution:	Syndicated
Provisions Relating to Interest (if any) Payable			
18		Fixed Rate Note Provisions:	Applicable
	(i)	Rate of Interest:	3.15 per cent. per annum payable semi-annually in arrear
	(ii)	Interest Payment Date(s):	27 April and 27 October in each year, commencing on 27 October 2023, subject to adjustment in accordance with the Modified Following Business Day Convention
	(iii)	Fixed Coupon Amount(s): (Applicable to Notes in definitive form)	Each Fixed Coupon Amount shall be calculated by multiplying the product of the Rate of Interest and the Calculation Amount by the Day Count Fraction and rounding the resultant figure to the

		nearest CNY0.01, with CNY0.005 being rounded upwards
(iv)	Broken Amount(s): (Applicable to Notes in definitive form)	Not Applicable
(v)	Day Count Fraction:	Actual/365 (Fixed)
(vi)	Determination Date(s):	Not Applicable
(vii)	Other terms relating to the method of calculating interest for Fixed Rate Notes:	None
19	Floating Rate Note Provisions:	Not Applicable
20	Zero Coupon Note Provisions:	Not Applicable
21	Index Linked Interest Note Provisions:	Not Applicable
22	Dual Currency Interest Note Provisions:	Not Applicable
Provisions Relating to Redemption		
23	Issuer Call:	Not Applicable
24	Investor Put:	Not Applicable
25	Relevant Events Put:	Condition 6(d) applies
26	Final Redemption Amount:	CNY10,000 per Calculation Amount
27	Early Redemption Amount payable on redemption for taxation reasons or on event of default and/or the method of calculating the same (if required or if different from that set out in the Conditions):	CNY10,000 per Calculation Amount
General Provisions Applicable to the Notes		
28	Form of Notes:	Registered Notes: Global Certificate exchangeable for Individual Note Certificates in the limited circumstances described in the Global Certificate
29	Additional Financial Centre(s) or other special provisions relating to Payment Dates:	Not Applicable
30	Talons for future Coupons or Receipts to be attached to Definitive Bearer Notes (and dates on which such Talons mature):	No
31	Details relating to Partly Paid Notes: amount of each payment comprising the Issue Price and date on which each payment is to be made and consequences of failure to pay, including any right of the Issuer to forfeit the Notes and interest due on late payment:	Not Applicable
32	Details relating to Instalment Notes:	

- | | | |
|------|------------------------------------|--|
| (i) | Instalment Amount(s): | Not Applicable |
| (ii) | Instalment Date(s): | Not Applicable |
| 33 | Redenomination applicable: | Redenomination not applicable |
| 34 | Consolidation provisions: | Not Applicable |
| 35 | Other terms or special conditions: | The Special Conditions set out in Annex of this Pricing Supplement apply |

Distribution

- | | | |
|----|---|---|
| 36 | (i) If syndicated, names and addresses of Managers and commitments: | <p>China Securities (International) Corporate Finance Company Limited
18/F, Two Exchange Square
Central
Hong Kong</p> <p>China CITIC Bank International Limited
80/F, International Commerce Centre
1 Austin Road West
Kowloon
Hong Kong</p> <p>Industrial and Commercial Bank of China (Asia) Limited
28/F ICBC Tower
3 Garden Road
Central
Hong Kong</p> <p>ICBC International Securities Limited
37/F, ICBC Tower
3 Garden Road
Hong Kong</p> <p>Industrial and Commercial Bank of China Limited, Singapore Branch
6 Raffles Quay #23-01
Singapore 048580</p> <p>Bank of China Limited
7/F, Bank of China Tower
1 Garden Road Central
Hong Kong</p> <p>Agricultural Bank of China Limited Hong Kong Branch
25/F, Agricultural Bank of China Tower
50 Connaught Road Central
Hong Kong</p> <p>Bank of Communications Co., Ltd. Hong Kong Branch
3/F, 20 Pedder Street
Central
Hong Kong</p> <p>BOSC International Company Limited
34/F, Champion Tower</p> |
|----|---|---|

3 Garden Road
Central
Hong Kong

The Hongkong and Shanghai Banking Corporation Limited

Level 17, HSBC Main Building
1 Queen's Road Central
Hong Kong

CNCB (Hong Kong) Capital Limited

2001-2005, 20/F and 10/F, AIA Central
1 Connaught Road Central
Central, Hong Kong

Industrial and Commercial Bank of China Limited, Dubai (DIFC) Branch

Gate Village 01, Level 5 & 6, DIFC
Dubai, UAE. P.O. Box 506856

Industrial and Commercial Bank of China (Macau) Limited

18/F, ICBC Tower Macau Landmark
555, Avenida da Amizade
Macau

Bank of China (Hong Kong) Limited

34/F, Bank of China Tower
1 Garden Road
Hong Kong

BOCI Asia Limited

26/F Bank of China Tower, 1 Garden Road
Central
Hong Kong

China Construction Bank (Asia) Corporation Limited

3 Connaught Road
Central
Hong Kong

CCB International Capital Limited

12/F, CCB Tower, 3 Connaught Road Central
Central
Hong Kong

ABCI Capital Limited

11F, 50 Connaught Road Central
Hong Kong

BOCOM International Securities Limited

9/F, Man Yee Building
68 Des Voeux Road Central
Hong Kong

CMB Wing Lung Bank Limited

8F, CMB Wing Lung Bank Building
45 Des Voeux Road Central
Hong Kong

CMB International Capital Limited

45F, Champion Tower
3 Garden Road
Central
Hong Kong

Industrial Bank Co., Ltd. Hong Kong Branch

10-12/F, One International Finance Centre
1 Harbour View Street
Central
Hong Kong

Shanghai Pudong Development Bank Co., Ltd., Hong Kong Branch

30/F, SPD Bank Tower, One Hennessy
1 Hennessy Road
Hong Kong

China Everbright Bank Co., Ltd., Hong Kong Branch

23/F, Everbright Centre
108 Gloucester Road
Wan Chai
Hong Kong

China Minsheng Banking Corp., Ltd., Hong Kong Branch

40/F, Two IFC
8 Finance Street
Central
Hong Kong

CMBC Securities Company Limited

45/F, One Exchange Square,
8 Connaught Place
Central
Hong Kong

China Galaxy International Securities (Hong Kong) Co., Limited

20/F, Wing On Centre
111 Connaught Road Central
Sheung Wan
Hong Kong

Daiwa Capital Markets Singapore Limited

7 Straits View, Marina One East Tower
#16-05/06, Singapore 018936

Standard Chartered Bank

One Basinghall Avenue
London EC2V 5DD
United Kingdom

- (ii) Date of Subscription Agreement: 20 April 2023
- (iii) Stabilisation Manager(s) (if any): Any one of the Managers appointed and acting in its capacity as Stabilisation Manager

(provided that China CITIC Bank International Limited shall not be appointed or acting as the Stabilisation Manager)

- 37 If non-syndicated, name of relevant Dealer: Not Applicable
- 38 Total commission and concession: The Issuer (failing whom the Guarantor) shall pay to each Manager a commission as set out in the fee letter to be entered into between the Issuer, the Guarantor and such Manager within 30 calendar days after the date of the Subscription Agreement.
- 39 U.S. Selling Restrictions: Reg. S Category 2; TEFRA not applicable
- 40 Additional selling restrictions: Not Applicable

Operational Information

- 41 Any clearing system(s) other than Euroclear or Clearstream and the relevant identification number(s): CMU
CMU Instrument Number as set out in item 44(iii) below
- 42 Delivery: Delivery against payment
- 43 Additional Paying Agent(s) (if any): Not Applicable
- 44 (i) ISIN: HK0000921038
(ii) Common Code: 261172852
(iii) CMU Instrument Number: HSBCFN23045
- 45 The aggregate principal amount of Notes issued has been translated into U.S. dollars at the rate of CNY6.8690= U.S.\$1.00, producing a sum of (for Notes not denominated in U.S. dollars): U.S.\$218,372,397.73
- 46 Ratings: The Notes to be issued have been rated: BBB+ by S&P
A security rating is not a recommendation to buy, sell or hold securities and may be subject to suspension, reduction or withdrawal at any time by the assigning rating agency.

Hong Kong SFC Code of Conduct

- 47 (i) Rebates: Not Applicable
- (ii) Contact email addresses where underlying investor information in relation to omnibus orders should be sent: DCM_HK@csci.hk;
DebtSyndicate@csci.hk;
hk_syndicate_omnibus@hsbc.com.hk;
TMG_GM_Project_CX@cncbinternational.com;
dcmhk@bocgroup.com;
Jackie.jq.chen@icbcasia.com;
Emily.my.zheng@icbcasia.com;
ZhuoRuolin.Rollin@icbcasia.com;
Project_cx3@icbci.icbc.com.cn;

Lijun.tan@sg.icbc.com.cn;
abchk.dcm@abchina.com.hk;
dcm@bankcomm.com.hk;
BOSCI_DCM@boscinational.com;
ongmingjie@dxb.icbc.com.cn;
AM_DCMDepartment@mc.icbc.com.cn;
abcic.dcm@abci.com.hk;
dcm@cmbccap.com;
dcm@chinastock.com.hk;

(iii) Marketing and Investor Targeting Strategy:

Includes institutional investors, sovereign wealth funds, banks, security firms, pension funds, mutual funds, hedge funds, family offices and high net worth individuals

STABILISATION

In connection with the issue of the Notes, one or more of the Dealers named as Stabilisation Manager(s) (or persons acting on behalf of any Stabilisation Manager(s)) in this Pricing Supplement provided that China CITIC Bank International Limited shall not be appointed or acting as the Stabilisation Manager may over-allot Notes or effect transactions with a view to supporting the market price of the Notes at a level higher than that which might otherwise prevail. However, stabilisation may not necessarily occur. Any stabilisation action may begin on or after the date on which adequate public disclosure of the terms of the offer of the Notes is made and, if begun, may cease at any time, but it must end no later than the earlier of 30 days after the issue date of the Notes and 60 days after the date of the allotment of the Notes. Any stabilisation action or over-allotment must be conducted by the relevant Stabilisation Manager(s) (or person(s) acting on behalf of any Stabilisation Manager(s)) in accordance with all applicable laws and rules.

Listing Application


This Pricing Supplement comprises the final terms required for the issue of Notes described herein pursuant to the U.S.\$3,000,000,000 Guaranteed Medium Term Note Programme of CSCIF Asia Limited.

Signed on behalf of
CSCIF ASIA LIMITED
as the Issuer:

By:

_____ 
Duly authorised

Signed on behalf of
CSC FINANCIAL CO., LTD.
(中信建投证券股份有限公司)
as the Guarantor:

By:  _____
Duly authorised

APPENDIX
SPECIAL CONDITIONS

Set out below are the special conditions (“**Special Conditions**”) referred to in paragraph 35 (*Other terms or special conditions*) of this Pricing Supplement. These Special Conditions are applicable only to the Series of Notes governed by this Pricing Supplement.

1. NDRC

- 1.1. Condition 4(f) of the Terms and Conditions of the Notes shall be deleted and replaced in its entirety with the following:

NDRC: In relation to each Tranche of Notes where the NDRC Circular, as replaced by the NDRC Order 56 (as defined below), is applicable, the Guarantor undertakes that, it will submit the NDRC Post-Issue Filing and any other requisite information and documents with the NDRC within the prescribed timeframe after the relevant Issue Date of the relevant Tranche of Notes to the NDRC in accordance with the Measures for the Administration of Examination and Registration of Medium- and Long-term External Debt of Enterprises (企業中長期外債審核登記管理辦法(國家發展和改革委員會令第 56 號)) which took effect on 10 February 2023 (as supplemented, amended or replaced from time to time) (the “**NDRC Order 56**”) and any implementation rules, reports, certificates, approvals or guidelines as issued by the NDRC from time to time, and as soon as reasonably practicable after the submission of the NDRC Post-Issue Filing, provide the Trustee with (i) a certificate in English substantially in the form set out in the Trust Deed signed by an Authorised Signatory of the Guarantor confirming the submission of the NDRC Post-Issue Filing; and (ii) a copy of the relevant documents evidencing the submission of the NDRC Post-Issue Filing (if any), in each case certified in English as a true and complete copy of the original by an Authorised Signatory of the Guarantor.

- 1.2. The definition of “**NDRC Post-Issue Filing**” under Condition 4 of the Terms and Conditions of the Notes shall be deleted and replaced in its entirety with the following:

“**NDRC Post-Issue Filing**” means the filing of the requisite information and documents with the NDRC within ten business days after the relevant Issue Date of the relevant Tranche of the Notes in accordance with the NDRC Order 56;

Pricing Supplement

PRIIPs REGULATION – PROHIBITION OF SALES TO EEA RETAIL INVESTORS – The Notes are not intended to be offered, sold or otherwise made available to and should not be offered, sold or otherwise made available to any retail investor in the European Economic Area (“**EEA**”). For these purposes, a retail investor means a person who is one (or more) of: (i) a retail client as defined in point (11) of Article 4(1) of Directive 2014/65/EU (as amended, “**MiFID II**”); (ii) a customer within the meaning of Directive (EU) 2016/97 (as amended, the “**Insurance Distribution Directive**”), where that customer would not qualify as a professional client as defined in point (10) of Article 4(1) of MiFID II; or (iii) not a qualified investor as defined in Regulation (EU) 2017/1129 (as amended, the “**Prospectus Regulation**”). Consequently, no key information document required by Regulation (EU) No. 1286/2014 (as amended, the “**PRIIPs Regulation**”) for offering or selling the Notes or otherwise making them available to retail investors in the EEA has been prepared and therefore offering or selling the Notes or otherwise making them available to any retail investor in the EEA may be unlawful under the PRIIPs Regulation.

UK PRIIPs REGULATION – PROHIBITION OF SALES TO UK RETAIL INVESTORS – The Notes are not intended to be offered, sold or otherwise made available to and should not be offered, sold or otherwise made available to any retail investor in the United Kingdom (“**UK**”). For these purposes, a retail investor means a person who is one (or more) of: (i) a retail client, as defined in point (8) of Article 2 of Regulation (EU) No 2017/565 as it forms part of domestic law by virtue of the European Union (Withdrawal) Act 2018 (“**EUWA**”); (ii) a customer within the meaning of the provisions of the Financial Services and Markets Act 2000 (the “**FSMA**”) and any rules or regulations made under the FSMA to implement Directive (EU) 2016/97, where that customer would not qualify as a professional client, as defined in point (8) of Article 2(1) of Regulation (EU) No 600/2014 as it forms part of domestic law by virtue of the EUWA; or (iii) not a qualified investor as defined in Article 2 of Regulation (EU) 2017/1129 as it forms part of domestic law by virtue of the EUWA (the “**UK Prospectus Regulation**”). Consequently, no key information document required by Regulation (EU) No 1286/2014 as it forms part of domestic law by virtue of the EUWA (the “**UK PRIIPs Regulation**”) for offering or selling the Notes or otherwise making them available to retail investors in the UK has been prepared and therefore offering or selling the Notes or otherwise making them available to any retail investor in the UK may be unlawful under the UK PRIIPs Regulation.

Notification under Section 309B(1)(c) of the Securities and Futures Act 2001 of Singapore – In connection with Section 309B of the Securities and Futures Act 2001 of Singapore (the “**SFA**”) and the Securities and Futures (Capital Markets Products) Regulations 2018 of Singapore (the “**CMP Regulations 2018**”), the Issuer (as defined below) has determined, and hereby notifies all relevant persons (as defined in Section 309A(1) of the SFA), that the Notes are prescribed capital markets products (as defined in the CMP Regulations 2018) and are Excluded Investment Products (as defined in MAS Notice SFA 04-N12: Notice on the Sale of Investment Products and MAS Notice FAA-N16: Notice on Recommendation on Investment Products).

This document is for distribution to professional investors (as defined in Chapter 37 of the Rules Governing the Listing of Securities on The Stock Exchange of Hong Kong Limited (the “**HKSE**”)) (“**Professional Investors**”) only.

Application will be made to the HKSE for the listing of, and permission to deal in the Notes by way of debt issues to Professional Investors only.

Notice to Hong Kong Investors: Each of the Issuer and the Guarantor (as defined below) confirms that the Notes are intended for purchase by Professional Investors only and will be listed on the HKSE on that basis. Accordingly, each of the Issuer and the Guarantor confirms that the Notes are not

appropriate as an investment for retail investors in Hong Kong. Investors should carefully consider the risks involved.

The HKSE has not reviewed the contents of this document, other than to ensure that the prescribed form disclaimer and responsibility statements, and a statement limiting distribution of this document to Professional Investors only have been reproduced in this document. Listing of the Programme and the Notes on the HKSE is not to be taken as an indication of the commercial merits or credit quality of the Programme, the Notes, the Issuer, the Guarantor or the Group (as defined in the Offering Circular (as defined below)) or quality of disclosure in this document. Hong Kong Exchanges and Clearing Limited and the HKSE take no responsibility for the contents of this document, make no representation as to its accuracy or completeness and expressly disclaim any liability whatsoever for any loss howsoever arising from or in reliance upon the whole or any part of the contents of this document.

This document includes particulars given in compliance with the Rules Governing the Listing of Securities on The Stock Exchange of Hong Kong Limited for the purpose of giving information with regard to the Issuer, the Guarantor and the Group. Each of the Issuer and the Guarantor accepts full responsibility for the accuracy of the information contained in this document and confirms, having made all reasonable enquiries, that to the best of its knowledge and belief there are no other facts the omission of which would make any statement herein misleading.

20 April 2023

CSCIF Asia Limited
Legal entity identifier (LEI): 254900FU761CV5ASRV38
Issue of CNY1,500,000,000 3.25 per cent. Guaranteed Notes due 2026 (the “Notes”)
Unconditionally and Irrevocably Guaranteed by CSC Financial Co., Ltd. (中信建投证券股份有限公司)
under its U.S.\$3,000,000,000
Medium Term Note Programme

This document constitutes the Pricing Supplement relating to the issue of Notes described herein.

Terms used herein shall be deemed to be defined as such for the purposes of the Terms and Conditions of the Notes (the “**Conditions**”) set forth in the offering circular dated 11 January 2023, as supplemented by the supplemental offering circular dated 20 April 2023 (together, the “**Offering Circular**”). This Pricing Supplement contains the final terms of the Notes and must be read in conjunction with the Offering Circular. Full information on the Issuer, the Guarantor and the offer of the Notes is only available on the basis of the combination of the Offering Circular and this Pricing Supplement.

1	(i)	Issuer:	CSCIF Asia Limited
	(ii)	Guarantor:	CSC Financial Co., Ltd. (中信建投证券股份有限公司)
2	(i)	Series Number:	4
	(ii)	Tranche Number:	1
	(iii)	Date on which the Notes will be consolidated and form a single Series:	Not Applicable
3		Specified Currency or Currencies:	Renminbi (“ CNY ”)
4		Aggregate Nominal Amount:	

	(i)	Series:	CNY1,500,000,000
	(ii)	Tranche:	CNY1,500,000,000
5	(i)	Issue Price:	100.00 per cent. of the Aggregate Nominal Amount
	(ii)	Gross proceeds:	CNY1,500,000,000
6	(i)	Specified Denominations:	CNY1,000,000 and integral multiples of CNY10,000 in excess thereof
	(ii)	Calculation Amount:	CNY10,000
7	(i)	Issue Date:	27 April 2023
	(ii)	Interest Commencement Date:	Issue Date
8		Maturity Date:	Interest Payment Date falling on, or nearest to, 27 April 2026
9		Interest Basis:	3.25 per cent. Fixed Rate
10		Redemption/Payment Basis:	Redemption at par
11		Change of Interest Basis or Redemption/Payment Basis:	Not Applicable
12		Put/Call Options:	Relevant Events Put Option
13		Rating Maintenance:	Applicable
14		Date of Board approval for issuance of Notes and Guarantee obtained:	Issuer's Board Resolutions dated 15 July 2020 and Guarantor's Board Resolutions dated 10 February 2023, respectively
15		Regulatory approval for issuance of Notes obtained:	Registration Certificate of Enterprise Foreign Debt dated 17 January 2023
16		Listing:	The Stock Exchange of Hong Kong Listing of the Notes is expected to be effective on 28 April 2023.
17		Method of distribution:	Syndicated

Provisions Relating to Interest (if any) Payable

18		Fixed Rate Note Provisions:	Applicable
	(i)	Rate of Interest:	3.25 per cent. per annum payable semi-annually in arrear
	(ii)	Interest Payment Date(s):	27 April and 27 October in each year, commencing on 27 October 2023, subject to adjustment in accordance with the Modified Following Business Day Convention
	(iii)	Fixed Coupon Amount(s): (Applicable to Notes in definitive form)	Each Fixed Coupon Amount shall be calculated by multiplying the product of the Rate of Interest and the Calculation Amount by the Day Count Fraction and rounding the resultant

		figure to the nearest CNY0.01, with CNY0.005 being rounded upwards
(iv)	Broken Amount(s): (Applicable to Notes in definitive form)	Not Applicable
(v)	Day Count Fraction:	Actual/365 (Fixed)
(vi)	Determination Date(s):	Not Applicable
(vii)	Other terms relating to the method of calculating interest for Fixed Rate Notes:	None
19	Floating Rate Note Provisions:	Not Applicable
20	Zero Coupon Note Provisions:	Not Applicable
21	Index Linked Interest Note Provisions:	Not Applicable
22	Dual Currency Interest Note Provisions:	Not Applicable
Provisions Relating to Redemption		
23	Issuer Call:	Not Applicable
24	Investor Put:	Not Applicable
25	Relevant Events Put:	Condition 6(d) applies
26	Final Redemption Amount:	CNY10,000 per Calculation Amount
27	Early Redemption Amount payable on redemption for taxation reasons or on event of default and/or the method of calculating the same (if required or if different from that set out in the Conditions):	CNY10,000 per Calculation Amount
General Provisions Applicable to the Notes		
28	Form of Notes:	Registered Notes: Global Certificate exchangeable for Individual Note Certificates in the limited circumstances described in the Global Certificate
29	Additional Financial Centre(s) or other special provisions relating to Payment Dates:	Not Applicable
30	Talons for future Coupons or Receipts to be attached to Definitive Bearer Notes (and dates on which such Talons mature):	No
31	Details relating to Partly Paid Notes: amount of each payment comprising the Issue Price and date on which each payment is to be made and consequences of failure to pay, including any right of the Issuer to forfeit the Notes and interest due on late payment:	Not Applicable
32	Details relating to Instalment Notes:	

- | | | |
|------|------------------------------------|--|
| (i) | Instalment Amount(s): | Not Applicable |
| (ii) | Instalment Date(s): | Not Applicable |
| 33 | Redenomination applicable: | Redenomination not applicable |
| 34 | Consolidation provisions: | Not Applicable |
| 35 | Other terms or special conditions: | The Special Conditions set out in Annex of this Pricing Supplement apply |

Distribution

- | | | |
|----|---|---|
| 36 | (i) If syndicated, names and addresses of Managers and commitments: | <p>China Securities (International) Corporate Finance Company Limited
18/F, Two Exchange Square
Central
Hong Kong</p> <p>China CITIC Bank International Limited
80/F, International Commerce Centre
1 Austin Road West
Kowloon
Hong Kong</p> <p>Industrial and Commercial Bank of China (Asia) Limited
28/F ICBC Tower
3 Garden Road
Central
Hong Kong</p> <p>ICBC International Securities Limited
37/F, ICBC Tower
3 Garden Road
Hong Kong</p> <p>Industrial and Commercial Bank of China Limited, Singapore Branch
6 Raffles Quay #23-01
Singapore 048580</p> <p>Bank of China Limited
7/F, Bank of China Tower
1 Garden Road Central
Hong Kong</p> <p>Agricultural Bank of China Limited Hong Kong Branch
25/F, Agricultural Bank of China Tower
50 Connaught Road Central
Hong Kong</p> <p>Bank of Communications Co., Ltd. Hong Kong Branch
3/F, 20 Pedder Street
Central
Hong Kong</p> <p>BOSC International Company Limited
34/F, Champion Tower</p> |
|----|---|---|

3 Garden Road
Central
Hong Kong

The Hongkong and Shanghai Banking Corporation Limited

Level 17, HSBC Main Building
1 Queen's Road Central
Hong Kong

CNCB (Hong Kong) Capital Limited

2001-2005, 20/F and 10/F, AIA Central
1 Connaught Road Central
Central, Hong Kong

Industrial and Commercial Bank of China Limited, Dubai (DIFC) Branch

Gate Village 01, Level 5 & 6, DIFC
Dubai, UAE. P.O. Box 506856

Industrial and Commercial Bank of China (Macau) Limited

18/F, ICBC Tower Macau Landmark
555, Avenida da Amizade
Macau

Bank of China (Hong Kong) Limited

34/F, Bank of China Tower
1 Garden Road
Hong Kong

BOCI Asia Limited

26/F Bank of China Tower, 1 Garden Road
Central
Hong Kong

China Construction Bank (Asia) Corporation Limited

3 Connaught Road
Central
Hong Kong

CCB International Capital Limited

12/F, CCB Tower, 3 Connaught Road Central
Central
Hong Kong

ABCI Capital Limited

11F, 50 Connaught Road Central
Hong Kong

BOCOM International Securities Limited

9/F, Man Yee Building
68 Des Voeux Road Central
Hong Kong

CMB Wing Lung Bank Limited

8F, CMB Wing Lung Bank Building
45 Des Voeux Road Central
Hong Kong

CMB International Capital Limited

45F, Champion Tower
3 Garden Road
Central
Hong Kong

Industrial Bank Co., Ltd. Hong Kong Branch

10-12/F, One International Finance Centre
1 Harbour View Street
Central
Hong Kong

Shanghai Pudong Development Bank Co., Ltd., Hong Kong Branch

30/F, SPD Bank Tower, One Hennessy
1 Hennessy Road
Hong Kong

China Everbright Bank Co., Ltd., Hong Kong Branch

23/F, Everbright Centre
108 Gloucester Road
Wan Chai
Hong Kong

China Minsheng Banking Corp., Ltd., Hong Kong Branch

40/F, Two IFC
8 Finance Street
Central
Hong Kong

CMBC Securities Company Limited

45/F, One Exchange Square,
8 Connaught Place
Central
Hong Kong

China Galaxy International Securities (Hong Kong) Co., Limited

20/F, Wing On Centre
111 Connaught Road Central
Sheung Wan
Hong Kong

Daiwa Capital Markets Singapore Limited

7 Straits View, Marina One East Tower
#16-05/06, Singapore 018936

Standard Chartered Bank

One Basinghall Avenue
London EC2V 5DD
United Kingdom

- (ii) Date of Subscription Agreement: 20 April 2023
- (iii) Stabilisation Manager(s) (if any): Any one of the Managers appointed and acting in its capacity as Stabilisation Manager

(provided that China CITIC Bank International Limited shall not be appointed or acting as the Stabilisation Manager)

- 37 If non-syndicated, name of relevant Dealer: Not Applicable
- 38 Total commission and concession: The Issuer (failing whom the Guarantor) shall pay to each Manager a commission as set out in the fee letter to be entered into between the Issuer, the Guarantor and such Manager within 30 calendar days after the date of the Subscription Agreement.
- 39 U.S. Selling Restrictions: Reg. S Category 2; TEFRA not applicable
- 40 Additional selling restrictions: Not Applicable

Operational Information

- 41 Any clearing system(s) other than Euroclear or Clearstream and the relevant identification number(s): CMU
CMU Instrument Number as set out in item 44(iii) below
- 42 Delivery: Delivery against payment
- 43 Additional Paying Agent(s) (if any): Not Applicable
- 44 (i) ISIN: HK0000921020
(ii) Common Code: 261172747
(iii) CMU Instrument Number: HSBCFN23044
- 45 The aggregate principal amount of Notes issued has been translated into U.S. dollars at the rate of CNY6.8690= U.S.\$1.00, producing a sum of (for Notes not denominated in U.S. dollars): U.S.\$218,372,397.73
- 46 Ratings: The Notes to be issued have been rated: BBB+ by S&P
A security rating is not a recommendation to buy, sell or hold securities and may be subject to suspension, reduction or withdrawal at any time by the assigning rating agency.

Hong Kong SFC Code of Conduct

- 47 (i) Rebates: Not Applicable
- (ii) Contact email addresses where underlying investor information in relation to omnibus orders should be sent: DCM_HK@csci.hk;
DebtSyndicate@csci.hk;
hk_syndicate_omnibus@hsbc.com.hk;
TMG_GM_Project_CX@cncbinternational.com;
dcmhk@bocgroup.com;
Jackie.jq.chen@icbcasia.com;
Emily.my.zheng@icbcasia.com;
ZhuoRuolin.Rollin@icbcasia.com;
Project_cx3@icbc.com.cn;

Lijun.tan@sg.icbc.com.cn;
abchk.dcm@abchina.com.hk;
dcm@bankcomm.com.hk;
BOSCI_DCM@boscinational.com;
ongmingjie@dxb.icbc.com.cn;
AM_DCMDepartment@mc.icbc.com.cn;
abcic.dcm@abci.com.hk;
dcm@cmbccap.com;
dcm@chinastock.com.hk;

(iii) Marketing and Investor Targeting Strategy:

Includes institutional investors, sovereign wealth funds, banks, security firms, pension funds, mutual funds, hedge funds, family offices and high net worth individuals

STABILISATION

In connection with the issue of the Notes, one or more of the Dealers named as Stabilisation Manager(s) (or persons acting on behalf of any Stabilisation Manager(s)) in this Pricing Supplement provided that China CITIC Bank International Limited shall not be appointed or acting as the Stabilisation Manager may over-allot Notes or effect transactions with a view to supporting the market price of the Notes at a level higher than that which might otherwise prevail. However, stabilisation may not necessarily occur. Any stabilisation action may begin on or after the date on which adequate public disclosure of the terms of the offer of the Notes is made and, if begun, may cease at any time, but it must end no later than the earlier of 30 days after the issue date of the Notes and 60 days after the date of the allotment of the Notes. Any stabilisation action or over-allotment must be conducted by the relevant Stabilisation Manager(s) (or person(s) acting on behalf of any Stabilisation Manager(s)) in accordance with all applicable laws and rules.

Listing Application


This Pricing Supplement comprises the final terms required for the issue of Notes described herein pursuant to the U.S.\$3,000,000,000 Guaranteed Medium Term Note Programme of CSCIF Asia Limited.

Signed on behalf of
CSCIF ASIA LIMITED
as the Issuer:

By:

_____ 
Duly authorised

Signed on behalf of
CSC FINANCIAL CO., LTD.
(中信建投证券股份有限公司)
as the Guarantor:

By:  _____
Duly authorised

APPENDIX
SPECIAL CONDITIONS

Set out below are the special conditions (“**Special Conditions**”) referred to in paragraph 35 (*Other terms or special conditions*) of this Pricing Supplement. These Special Conditions are applicable only to the Series of Notes governed by this Pricing Supplement.

1. NDRC

- 1.1. Condition 4(f) of the Terms and Conditions of the Notes shall be deleted and replaced in its entirety with the following:

NDRC: In relation to each Tranche of Notes where the NDRC Circular, as replaced by the NDRC Order 56 (as defined below), is applicable, the Guarantor undertakes that, it will submit the NDRC Post-Issue Filing and any other requisite information and documents with the NDRC within the prescribed timeframe after the relevant Issue Date of the relevant Tranche of Notes to the NDRC in accordance with the Measures for the Administration of Examination and Registration of Medium- and Long-term External Debt of Enterprises (企業中長期外債審核登記管理辦法(國家發展和改革委員會令 第 56 號)) which took effect on 10 February 2023 (as supplemented, amended or replaced from time to time) (the “**NDRC Order 56**”) and any implementation rules, reports, certificates, approvals or guidelines as issued by the NDRC from time to time, and as soon as reasonably practicable after the submission of the NDRC Post-Issue Filing, provide the Trustee with (i) a certificate in English substantially in the form set out in the Trust Deed signed by an Authorised Signatory of the Guarantor confirming the submission of the NDRC Post-Issue Filing; and (ii) a copy of the relevant documents evidencing the submission of the NDRC Post-Issue Filing (if any), in each case certified in English as a true and complete copy of the original by an Authorised Signatory of the Guarantor.

- 1.2. The definition of “**NDRC Post-Issue Filing**” under Condition 4 of the Terms and Conditions of the Notes shall be deleted and replaced in its entirety with the following:

“**NDRC Post-Issue Filing**” means the filing of the requisite information and documents with the NDRC within ten business days after the relevant Issue Date of the relevant Tranche of the Notes in accordance with the NDRC Order 56;
