



深圳百果園實業(集團)股份有限公司
Shenzhen Pagoda Industrial (Group) Corporation Limited

(於中華人民共和國註冊成立的股份有限公司)
(A joint stock company incorporated in the People's Republic of China with limited liability)

(股份代號: 2411)
(Stock code: 2411)

2022 年度報告
ANNUAL REPORT

百果園 P A
G ●
D A

目錄

CONTENTS



公司介紹	Company Introduction	2
公司資料	Corporate Information	4
釋義	Definitions	8
董事長致辭	Chairman's Statement	16
業務回顧及展望	Business Review and Outlook	20
管理層討論及分析	Management Discussion and Analysis	33
董事、監事及高級管理人員履歷	Biographies of Directors, Supervisors and Senior Management	49
董事會報告	Report of the Board of Directors	65
監事會報告	Report of the Board of Supervisors	106
企業管治報告	Corporate Governance Report	112
獨立核數師報告	Independent Auditor's Report	148
合併損益表	Consolidated Statement of Profit or Loss	160
合併綜合收益表	Consolidated Statement of Comprehensive Income	161
合併財務狀況表	Consolidated Statement of Financial Position	162
合併權益變動表	Consolidated Statement of Changes in Equity	164
合併現金流量表	Consolidated Statement of Cash Flows	165
合併財務報表附註	Notes to the Consolidated Financial Statements	167
四年財務摘要	Four-Year Financial Summary	360



公司介紹 COMPANY INTRODUCTION

概覽

我們是中國最大的水果零售經營商。我們通過內部發展及外部賦能，從水果種植到零售端對整個產業鏈施加影響及實施管理。我們參與種植以確保生產高質量的水果，實施全產業鏈專業化、標準化品質管理，為消費者提供好吃不貴的水果，並實現高週轉、低損耗。

我們致力於成為中國消費者的首選品牌。我們主要銷售水果、同時亦銷售果乾、果汁等果製品。目前，我們提供的其他大生鮮包括蔬菜、鮮肉及海鮮產品、糧油、乳製品及其他。我們主要通過由我們管理的加盟門店、委託管理的加盟門店及自營零售門店組成的線下門店網絡向消費者銷售水果。我們亦通過我們的線上渠道（包括百果園手機APP、百果園微信小程序、主流電商平台及社交商務平台上的門店）或通過與我們合作的第三方外賣平台進行分銷。我們亦向若干有餐飲需求的主要客戶（如企業、餐廳及高鐵公司）進行直接銷售。此外，我們也從事小規模的水果批發業務。

我們已建成一個全國性的貼近社區、線上線下一體化及店倉一體化的水果專營零售網絡，即以門店為中心的零售商業模式，門店既可作為線下購買的零售門店，也可作為線上購買和配送服務的倉庫，具有線上線下一體化的優勢，能夠滿足靈活購買和配送選擇的需求。

OVERVIEW

We are the largest fruit retail operator in China. Through internal development and external empowerments, we are able to exert influence and management across the entire industry chain from fruit farming to retail end. We participate in the cultivation phase to secure high-quality fruits, implement professional and standardized quality management throughout the entire industry chain, provide consumers with delicious fruits at affordable prices, and achieve high turnover and low loss rate.

We are committed to becoming the go-to brand for Chinese consumers. We primarily sell fruits, and also sell fruit-based products such as dried fruits and juice. Currently, our offerings of other fresh groceries include vegetables, fresh meat and seafood products, grains and oils, dairy products and others. We primarily sell fruits to consumers through our offline store network comprising franchised stores supervised by us, franchised stores supervised by our regional dealers and self-operated retail stores. We also distribute through our online channels comprising Pagoda mobile APPs, Pagoda WeChat mini-program, stores on mainstream e-commerce platforms and social commerce platforms or through third-party food delivery platforms we partner with. We also engage in direct sales to certain major customers, such as enterprises, restaurants and high-speed railway companies that have catering needs. In addition, on a limited scale, we engage in fruit wholesale business.

We have built a nationwide community-based fruit specialty retail network with OMO and store-as-warehouse features, which is a store-centric retail business model where a store serves both as a retail front for offline purchase and as a storage for online purchase and delivery services, providing OMO advantages and fulfilling the needs for flexible purchase and delivery options.



公司介紹

COMPANY INTRODUCTION

我們的願景

我們的願景是成為全球第一大果業公司。通過構建我們的生態圈及賦能合作夥伴，我們將持續進行全產業鏈的佈局及發展，致力於成為銷量、服務人群規模及水果品類品牌數目全球第一的果業公司。

我們的使命

我們的使命是讓天下人享受水果好生活。百果園要讓越來越多的人享受到好吃不貴的水果，要向越來越多的人傳播水果知識和文化，讓越來越多的人因百果園而健康快樂！

我們的價值

我們身處一個前景可觀及永續的產業。水果是自然的產物，無需高溫加工即可食用，通常能保留其活性物質。我們認為，一個成功的水果企業，應當努力成為消費者心目中優質優價的水果品牌，同時持續地為各類業務合作夥伴創造商業價值。

OUR VISION


Our vision is to be the world's largest fruit company. Through constructing our ecosystem and empowering our partners, we will continue to carry out the whole industry chain layout and development, striving to become the world's largest fruit company in terms of sales volume, the size of service population, and the number of fruit product brands.

OUR MISSION

Our mission is to offer delicious fruits and enjoyable lifestyle to people. We would let more and more people enjoy delicious and affordable fruits, spread fruit knowledge and culture to them, and bring them health and happiness.

OUR VALUE

We are in a sustainable industry with a long-term prospect. Fruit is a product of the nature and can be eaten raw without high temperature processing, generally retaining its active substances. We believe that a successful fruit company should pursue to become a fruit brand with high value-for-money in the minds of consumers, and continue to create business value for various business partners.



公司資料

CORPORATE INFORMATION

董事會

執行董事

余惠勇先生(董事長)
徐艷林女士
田錫秋先生
焦岳先生
朱啟東先生

非執行董事

潘攀先生
胡祺昊先生

獨立非執行董事

蔣岩波博士
馬瑞光先生
吳戰簾博士
張以德先生
朱舫女士

審核委員會

吳戰簾博士(主席)
馬瑞光先生
潘攀先生

薪酬委員會

馬瑞光先生(主席)
蔣岩波博士
徐艷林女士

提名委員會

蔣岩波博士(主席)
余惠勇先生
馬瑞光先生

戰略委員會

余惠勇先生(主席)
潘攀先生
朱舫女士

BOARD OF DIRECTORS

EXECUTIVE DIRECTORS

Mr. YU Huiyong (*Chairman of the Board*)
Ms. XU Yanlin
Mr. TIAN Xiqiu
Mr. JIAO Yue
Mr. ZHU Qidong

NON-EXECUTIVE DIRECTORS

Mr. PAN Pan
Mr. HU Qihao

INDEPENDENT NON-EXECUTIVE DIRECTORS

Dr. JIANG Yanbo
Mr. MA Ruiguang
Dr. WU Zhanchi
Mr. CHEUNG Yee Tak Jonathan
Ms. ZHU Fang

AUDIT COMMITTEE

Dr. WU Zhanchi (*Chairman*)
Mr. MA Ruiguang
Mr. PAN Pan

REMUNERATION COMMITTEE

Mr. MA Ruiguang (*Chairman*)
Dr. JIANG Yanbo
Ms. XU Yanlin

NOMINATION COMMITTEE

Dr. JIANG Yanbo (*Chairman*)
Mr. YU Huiyong
Mr. MA Ruiguang

STRATEGIC COMMITTEE

Mr. YU Huiyong (*Chairman*)
Mr. PAN Pan
Ms. ZHU Fang



公司資料 CORPORATE INFORMATION

環境、社會及管治委員會

徐艷林女士 (主席)
焦岳先生
朱舫女士

監事會

楊曉虎先生 (主席)
鄒峰先生
蘇彥先生

聯席公司秘書

付小艷女士
譚栢如女士

授權代表

焦岳先生
付小艷女士

境外核數師

羅兵咸永道會計師事務所
執業會計師
註冊公共利益實體核數師
香港
中環
太子大廈22樓

境內核數師

信永中和會計師事務所 (特殊普通合夥) 深圳分所
中國深圳市
福田區鵬程一路9號
廣電金融中心19-20層

ESG COMMITTEE

Ms. XU Yanlin (*Chairperson*)
Mr. JIAO Yue
Ms. ZHU Fang

BOARD OF SUPERVISORS

Mr. YANG Xiaohu (*Chairman*)
Mr. ZOU Feng
Mr. SU Yan

JOINT COMPANY SECRETARIES

Ms. FU Xiaoyan
Ms. TAM Pak Yu, Vivien

AUTHORISED REPRESENTATIVES


Mr. JIAO Yue
Ms. FU Xiaoyan

OVERSEAS AUDITOR

PricewaterhouseCoopers
Certified Public Accountants
Registered Public Interest Entity Auditor
22/F, Prince's Building
Central
Hong Kong

DOMESTIC AUDITOR

ShineWing Certified Public Accountants LLP Shenzhen Branch
19-20/F, MFC
No.9, Pengcheng 1st Road
Futian District
Shenzhen, China





公司資料 CORPORATE INFORMATION

合規顧問

新百利融資有限公司
香港
皇后大道中29號
華人行20樓

COMPLIANCE ADVISER

Somerley Capital Limited
20th Floor, China Building
29 Queen's Road Central
Hong Kong

註冊辦事處

中國
廣東省深圳市
鹽田區沙頭角街道
田心社區沙鹽路3018號
鹽田現代產業服務中心(一期)
A座6層6A-2

REGISTERED OFFICE

6A-2, 6/F, Block A
Yantian Modern Industry Service Center (Phase I)
No. 3018 Shayan Road, Tianxin Community
Shatoujiao Street, Yantian District
Shenzhen, Guangdong Province
China

中國總部

中國
廣東省深圳市
龍崗區南灣街道
下李朗社區平吉大道1號
建昇大廈B座B1101-1103、B1105-1113、
B1115-1122、B1201-1203、B1205-1213、
B1215-1217

HEAD OFFICE IN THE PRC

B1101-1103, B1105-1113, B1115-1122,
B1201-1203, B1205-1213, B1215-1217
Tower B, Jiansheng Building
No. 1 Pingji Road, Xialilang Community
Nanwan Street, Longgang District
Shenzhen, Guangdong Province
China

香港主要營業地點

香港
灣仔
皇后大道東248號
大新金融中心40樓

PRINCIPAL PLACE OF BUSINESS IN HONG KONG

40th Floor, Dah Sing Financial Centre
No. 248 Queen's Road East
Wanchai
Hong Kong

H股證券登記處

香港中央證券登記有限公司
香港
灣仔
皇后大道東183號
合和中心
17樓1712-1716號舖

H SHARE REGISTRAR

Computershare Hong Kong Investor Services Limited
Shops 1712-1716, 17th Floor, Hopewell Centre
183 Queen's Road East
Wanchai
Hong Kong



公司資料 CORPORATE INFORMATION

主要往來銀行

招商銀行龍華支行
交通銀行香洲支行
上海浦東發展銀行深圳福強支行

股份代號

2411

公司網站

www.pagoda.com.cn

PRINCIPAL BANKS


China Merchants Bank, Longhua Branch
Bank of Communications, Xiangzhou Branch
Shanghai Pudong Development Bank, Shenzhen Fuqiang Branch

STOCK CODE

2411

COMPANY'S WEBSITE

www.pagoda.com.cn





釋義 DEFINITIONS

於本年度報告內，除文義另有所指外，下列詞彙具有以下涵義。


In this annual report, the following terms shall have the following meanings, except otherwise stated:

“AGM” 「年度股東大會」	annual general meeting of the Company to be held on Tuesday, May 23, 2023 本公司將於二零二三年五月二十三日(星期二)舉行之年度股東大會
“Articles of Association” 「章程」	the articles of association of the Company adopted on February 8, 2022 which became effective upon the Listing Date, as amended, modified or supplemented from time to time 本公司於二零二二年二月八日採納的公司章程(經不時修訂、修改或補充)已於上市日期生效
“Audit Committee” 「審核委員會」	the audit committee of the Board 董事會審核委員會
“Board” or “Board of Directors” 「董事會」	the board of Directors 董事會
“Baiguo Digital Industrial” 「百果數字產業」	Shenzhen Baiguo Digital Industrial Park Co., Ltd.* (深圳百果數字產業園有限公司), a limited liability company established in the PRC on March 12, 2020 and a wholly-owned subsidiary of our Company 深圳百果數字產業園有限公司，一家於二零二零年三月十二日於中國成立的有限責任公司，為本公司全資附屬公司
“Baiguo Technology” 「百果科技」	Baiguo Technology (Shenzhen) Co., Ltd.* (深圳市百果互動科技有限公司), a limited liability company established in the PRC on November 18, 2014 and a wholly-owned subsidiary of our Company 深圳市百果互動科技有限公司，一家於二零一四年十一月十八日於中國成立的有限責任公司，為本公司全資附屬公司
“Baihui Life” 「百慧生活」	Shenzhen Baihui Life Technology Co., Ltd.* (深圳市百慧生活科技有限公司), a limited liability company established in the PRC on November 16, 2020 and a wholly-owned subsidiary of our Company 深圳市百慧生活科技有限公司，一家於二零二零年十一月十六日於中國成立的有限責任公司，為本公司全資附屬公司
“Baixin Investment” 「百芯投資」	Shenzhen Baixin Investment Development Co., Ltd.* (深圳百芯投資發展有限公司), a limited liability company established in the PRC on September 10, 2021 and a wholly-owned subsidiary of our Company 深圳百芯投資發展有限公司，一家於二零二一年九月十日於中國成立的有限責任公司，為本公司全資附屬公司



釋義 DEFINITIONS

<p>“Beijing Aoxiang” [北京奧想]</p>	<p>Beijing Aoxiang Technology Co., Ltd.* (北京奧想科技有限公司), a limited liability company established in the PRC on August 20, 2013 and a wholly-owned subsidiary of our Company 北京奧想科技有限公司，一家於二零一三年八月二十日於中國成立的有限責任公司，為本公司全資附屬公司</p>
<p>“CG Code” [企業管治守則]</p>	<p>Corporate Governance Code as set out in Appendix 14 to the Listing Rules 上市規則附錄十四所載企業管治守則</p>
<p>“China”, “PRC” or the “People’s Republic of China” [中國]或[中華人民共和國]</p>	<p>the People’s Republic of China, for the purpose of the Report, excluding Hong Kong, Macau Special Administrative Region of the People’s Republic of China and Taiwan region 中華人民共和國，就本年報而言，不包括香港、中華人民共和國澳門特別行政區及台灣</p>
<p>“Company” or “our Company” or “Pagoda” [本公司]或[百果園]</p>	<p>Shenzhen Pagoda Industrial (Group) Corporation Limited (深圳百果園實業(集團)股份有限公司), a joint stock company incorporated in the PRC with limited liability on April 10, 2020, and, except where the context otherwise requires (as the case may be), includes its predecessor, Shenzhen Pagoda Orchard Industrial Development Co., Ltd.* (深圳百果園實業發展有限公司), a limited liability company incorporated in the PRC on December 3, 2001 深圳百果園實業(集團)股份有限公司，一家於二零二零年四月十日於中國註冊成立的股份有限公司，除文義另有所指外(視情況而定)，包括其前身深圳百果園實業發展有限公司(一家於二零零一年十二月三日於中國註冊成立的有限責任公司)</p>
<p>“Directors” [董事]</p>	<p>the directors of the Company 本公司董事</p>
<p>“Domestic Share(s)” [內資股]</p>	<p>ordinary shares in the share capital of our Company, with a nominal value of RMB1.00 each, which are subscribed for and paid up in Renminbi by domestic investors 本公司股本中每股面值人民幣1.00元的普通股，境內投資者以人民幣進行認購及支付</p>
<p>“Domestic Shareholder(s)” [內資股股東]</p>	<p>holder(s) of Domestic Share(s) 內資股持有人</p>
<p>“Environmental, Social and Governance Committee” [環境、社會及管治委員會]</p>	<p>the environmental, social and governance committee of the Board 董事會環境、社會及管治委員會</p>
<p>“Global Offering” [全球發售]</p>	<p>the global offering of an aggregate of 88,544,000 H Shares, including 9,596,500 H Shares issued by the Company pursuant to the partial exercise of the over-allotment option 全球發售合共88,544,000股H股，包括本公司根據部分行使超額配股權發行的9,596,500股H股</p>



釋義 DEFINITIONS


“Group”, “we”, “our” or “us” 「本集團」、「我們的」或「我們」	the Company and its subsidiaries (or the Company and any one or more of its subsidiaries, as the context may require) 本公司及其附屬公司(或如文義所指, 本公司及其任何一間或多間附屬公司)
“H Share(s)” 「H股」	overseas listed shares in the share capital of our Company with nominal value of RMB1.00 each, which are subscribed for and traded in Hong Kong dollars and are listed on the Stock Exchange 本公司股本中每股面值人民幣1.00元的境外上市股份, 以港元進行認購及交易並於聯交所上市
“H Shareholder(s)” 「H股股東」	holder(s) of H Share(s) H股持有人
“Hongyuan Shanguo” 「宏願善果」	Shenzhen Hongyuan Shanguo Investment Development Limited Partnership* (深圳市宏願善果投資發展企業(有限合夥)), a limited partnership established in the PRC on April 13, 2015 and is an employee shareholding platform and one of our controlling Shareholders 深圳市宏願善果投資發展企業(有限合夥), 一家於二零一五年四月十三日於中國註冊成立的有限合夥企業, 為一個員工持股平台及控股股東之一
“Hengyili Investment” 「恒義利投資」	Shenzhen Hengyili Investment Development Center Limited Partnership* (深圳市恒義利投資發展中心(有限合夥)), a limited partnership established in the PRC on December 1, 2015, an employee shareholding platform and one of our controlling Shareholders 深圳市恒義利投資發展中心(有限合夥), 一家於二零一五年十二月一日於中國註冊成立的有限合夥企業、一個員工持股平台及控股股東之一
“HK dollars” or “HK\$” 「港元」	Hong Kong dollars, the lawful currency of Hong Kong 港元, 香港法定貨幣
“Hong Kong” 「香港」	the Hong Kong Special Administrative Region of the PRC 中國香港特別行政區
“Hong Kong Stock Exchange” or “Stock Exchange” 「香港聯交所」或「聯交所」	The Stock Exchange of Hong Kong Limited 香港聯合交易所有限公司
“HKFRS” 「香港財務報告準則」	Hong Kong Financial Reporting Standards, amendments and the related interpretations issued by the Hong Kong Institute of Certified Public Accountants 香港會計師公會頒佈的香港財務報告準則、修訂及有關詮釋
“Hainan Supply Chain” 「海南供應鏈」	Hainan Pagoda Supply Chain Management Service Co., Ltd.* (海南省百果園供應鏈管理服務有限公司), a limited liability company established in the PRC on September 18, 2020 and a wholly-owned subsidiary of our Company 海南省百果園供應鏈管理服務有限公司, 一家於二零二零年九月十八日於中國成立的有限責任公司, 為本公司全資附屬公司



釋義

DEFINITIONS

“Huizhi Zhongxiang” 「匯智眾享」	Beijing Huizhi Zhongxiang Enterprise Management Center Limited Partnership* (北京匯智眾享企業管理中心(有限合夥)), a limited partnership established in the PRC on November 18, 2016, an employee shareholding platform and one of our controlling shareholders 北京匯智眾享企業管理中心(有限合夥)，一家於二零一六年十一月十八日於中國註冊成立的有限合夥企業、一個員工持股平台及控股股東之一
“Jiangxi Wangpin” 「江西王品」	Jiangxi Wangpin Agricultural Technology Development Co., Ltd.* (江西王品農業科技開發有限公司), a limited liability company established in the PRC on May 13, 2003 and a wholly-owned subsidiary of our Company 江西王品農業科技開發有限公司，一家於二零零三年五月十三日於中國註冊的有限責任公司，為本公司全資附屬公司
“Jinnong Supply Chain” 「金農供應鏈」	Shenzhen Jinnong Supply Chain Management Co., Ltd.* (深圳市金農供應鏈管理有限公司), a limited liability company established in the PRC on May 12, 2021 and a non-wholly owned subsidiary of our Company. As of the date of the Report, Jinnong Supply Chain was owned as to 75% by Pagoda Investment and 25% by Mr. Zheng Yuanzhong (鄭元中), an independent third party 深圳市金農供應鏈管理有限公司，一家於二零二一年五月十二日於中國成立的有限責任公司，為本公司非全資附屬公司。截至本年報日期，金農供應鏈由百果園投資及獨立第三方鄭元中先生分別擁有75%及25%
“Listing” 「上市」	the listing of the Company's H Shares on the Stock Exchange on the Listing Date, including H Shares to be issued pursuant to the Global Offering and H Shares converted from Domestic Shares 本公司H股於上市日期在聯交所上市，包括根據全球發售將予發行的H股及由內資股轉換的H股
“Listing Date” 「上市日期」	January 16, 2023, on which the H Shares are listed on the Stock Exchange and from which dealings in the H Shares first commence on the Stock Exchange 二零二三年一月十六日，本公司H股於聯交所上市及H股首次於聯交所開始交易的日期
“Listing Rules” 「上市規則」	the Rules Governing the Listing of Securities on The Stock Exchange of Hong Kong Limited, as amended, supplemented or otherwise modified from time to time 香港聯合交易所有限公司證券上市規則，經不時修訂、補充或以其他方式修改
“Model Code” 「標準守則」	Model Code for Securities Transactions by Directors of Listed Issuers set out in Appendix 10 to the Listing Rules 上市規則附錄十所載上市發行人董事進行證券交易的標準守則
“NEEQ” 「全國中小企業股份轉讓系統」	National Equities Exchange and Quotations 全國中小企業股份轉讓系統
“NBS” 「國家統計局」	National Bureau of Statistics of China 中國國家統計局



釋義 DEFINITIONS


<p>“Nomination Committee” 「提名委員會」</p>	<p>the nomination committee of the Board 董事會提名委員會</p>
<p>“OMO” 「線上線下一體化」</p>	<p>in the Report, online-merge-offline, referring to the operation model that leverages internet and data analytics to carry out structural upgrades on traditional retail stores in term of consumers, products and warehousing spaces, and utilizes various online channels to achieve multiple shopping scenarios including home delivery or in-store pickup 在本年報中，線上線下一體化指利用互聯網與大數據分析，針對傳統門店進行「人、貨、場」的結構升級，通過多種線上渠道實現送貨到家和到店自提的多場景運營模式</p>
<p>“Pagoda Brand” 「百果品牌」</p>	<p>Shenzhen Pagoda Brand Management Co., Ltd.* (深圳百果品牌管理有限責任公司), a limited liability company established in the PRC on January 18, 2019 and a wholly-owned subsidiary of our Company 深圳百果品牌管理有限責任公司，一家於二零一九年一月十八日於中國註冊成立的有限責任公司，為本公司全資附屬公司</p>
<p>“Pagoda Ecological Investment” 「百果生態投資」</p>	<p>Pagoda Ecological Investment (Yunnan) Co., Ltd.* (百果生態投資(雲南)有限公司), a limited liability company established in the PRC on October 16, 2020 and a wholly-owned subsidiary of our Company 百果生態投資(雲南)有限公司，一家於二零二零年十月十六日於中國成立的有限責任公司，為本公司全資附屬公司</p>
<p>“Pagoda Home” 「百果之家」</p>	<p>Shenzhen Pagoda Home Food Sales Co., Ltd.* (深圳百果之家食品銷售有限公司), a limited liability company established in the PRC on November 22, 2021 and a wholly-owned subsidiary of our Company 深圳百果之家食品銷售有限公司，一家於二零二一年十一月二十二日於中國成立的有限責任公司，為本公司全資附屬公司</p>
<p>“Pagoda Investment” 「百果園投資」</p>	<p>Shenzhen Pagoda Investment Development Co., Ltd.* (深圳市百果園投資發展有限公司), a limited liability company established in the PRC on June 26, 2015 and a wholly-owned subsidiary of our Company 深圳市百果園投資發展有限公司，一家於二零一五年六月二十六日於中國註冊成立的有限責任公司，為本公司全資附屬公司</p>
<p>“Pagoda Seeds” 「百果種業」</p>	<p>Shenzhen Pagoda Seeds Co., Ltd.* (深圳市百果種業有限公司), a limited liability company established in the PRC on July 22, 2020 and a non-wholly owned subsidiary of our Company. As of the date of the Report, it was owned as to 78.57% by Pagoda Investment, 7.15% by Youguolian and 14.28% by Guangxi Zhencheng Agriculture Co., Ltd.* (廣西真誠農業有限公司) 深圳市百果種業有限公司，一家於二零二零年七月二十二日於中國成立的有限責任公司，為本公司非全資附屬公司，截至本年報日期，其由百果園投資、優果聯及廣西真誠農業有限公司分別擁有78.57%、7.15%及14.28%</p>



釋義

DEFINITIONS

“Pagoda Shulian” 「百果數聯」	Shenzhen Pagoda Shulian Technology Co., Ltd.* (深圳市百果數聯科技有限公司), a limited liability company established in the PRC on November 4, 2019 and a wholly-owned subsidiary of our Company 深圳市百果數聯科技有限公司，一家於二零一九年十一月四日於中國註冊成立的有限責任公司，為本公司全資附屬公司
“Pagoda Supply Chain” 「百果園供應鏈」	Pagoda Fruit Investment Management (Shenzhen) Service Co., Ltd.* (深圳市百果園供應鏈管理服務有限公司), a limited liability company established in the PRC on June 18, 2014 and a wholly-owned subsidiary of our Company 深圳市百果園供應鏈管理服務有限公司，一家於二零一四年六月十八日於中國註冊成立的有限責任公司，為本公司全資附屬公司
“Pagoda Xinxiang” 「百果心享」	Shenzhen Pagoda Xinxiang Technology Development Co., Ltd.* (深圳市百果心享科技發展有限責任公司), a limited liability company established in the PRC on April 24, 2019 and a wholly-owned subsidiary of our Company 深圳市百果心享科技發展有限責任公司，一家於二零一九年四月二十四日於中國註冊成立的有限責任公司，為本公司全資附屬公司
“Prospectus” 「招股章程」	the prospectus issued by the Company and published on the website of the Company and the website of the Stock Exchange on December 29, 2022 本公司於二零二二年十二月二十九日發佈的招股章程並刊載於本公司及聯交所網站
“Report” 「本年報」	this annual report of the Company for the financial year ended December 31, 2022 截至二零二二年十二月三十一日止年度之本公司年度報告
“Reporting Period” 「報告期間」	the year ended December 31, 2022 截至二零二二年十二月三十一日止年度
“RMB” 「人民幣」	Renminbi, the lawful currency of the PRC 人民幣，中國法定貨幣
“Remuneration Committee” 「薪酬委員會」	the remuneration committee of the Board 董事會薪酬委員會
“SFC” 「證監會」	Securities and Futures Commission 證券及期貨事務監察委員會
“SFO” 「證券及期貨條例」	Securities and Futures Ordinance (Chapter 571 of the Laws of Hong Kong), as amended, supplemented or otherwise modified from time to time 香港法例第571章證券及期貨條例（經不時修訂、補充或以其他方式修改）
“Share(s)” 「股份」	ordinary shares in the share capital of the Company with a nominal value of RMB1.00 each 本公司股本中每股面值人民幣1.00元的普通股



釋義 DEFINITIONS

“Shareholder(s)” 「股東」	the shareholder(s) of the Company 本公司股東
“Shenzhen Huilin” 「深圳惠林」	Shenzhen Huilin Industrial Development Co., Ltd.* (深圳惠林實業發展有限責任公司), a limited liability company established in the PRC on September 5, 2019 and one of our controlling shareholders 深圳惠林實業發展有限責任公司，一家於2019年9月5日在中國成立的有限責任公司，為控股股東之一
“Shenzhen Sangeling” 「深圳三個零」	Shenzhen Sangeling Agricultural Technology Development Co., Ltd.* (深圳三個零農業科技發展有限公司), a limited liability company established in the PRC on February 18, 2022 and a wholly-owned subsidiary of our Company 深圳三個零農業科技發展有限公司，一家於二零二二年二月十八日於中國成立的有限責任公司，為本公司全資附屬公司
“Shenzhen Yimiao tong” 「深圳易秒通」	Shenzhen Yimiao tong Network Technology Co., Ltd.* (深圳易秒通網絡科技有限公司), a limited liability company established in the PRC on May 20, 2015 and a wholly-owned subsidiary of our Company 深圳易秒通網絡科技有限公司，一家於二零一五年五月二十日於中國註冊成立的有限責任公司，為本公司全資附屬公司
“Shenzhen Yitong” 「深圳億通」	Shenzhen Yitong Commerce Factoring Co., Ltd.* (深圳億通商業保理有限公司), a limited liability company established in the PRC on June 26, 2018 and a wholly-owned subsidiary of our Company 深圳億通商業保理有限公司，一家於二零一八年六月二十六日於中國註冊成立的有限責任公司，為本公司全資附屬公司
“Shenzhen Youxian” 「深圳優鮮」	Shenzhen Youxian Interactive Technology Co., Ltd.* (深圳市優鮮互聯科技有限公司), a limited liability company established in the PRC on January 10, 2020 and a non-wholly owned subsidiary of our Company. As of the date of the Report, it was owned as to 65% by Baiguo Technology and 35% by Tanlian Information Technology (Beijing) Co., Ltd.* (碳鏈信息科技(北京)有限公司) 深圳市優鮮互聯科技有限公司，一家於二零二零年一月十日於中國註冊成立的有限責任公司，為本公司其中一家非全資附屬公司，截至本年報日期，其分別由百果科技及碳鏈信息科技(北京)有限公司擁有65%及35%股權
“Strategic Committee” 「戰略委員會」	the strategic committee of the Board 董事會戰略委員會
“Supervisor(s)” 「監事」	supervisors of the Company 本公司監事




釋義 DEFINITIONS

“Youguolian”	Youguolian Brand Management Company Limited* (優果聯品牌管理有限公司), a limited liability company established in the PRC on March 9, 2017 and a non-wholly owned subsidiary of our Company. As of the date of the Report, it was owned as to 56.25% by Pagoda Investment, 25% by Beijing Kedao Brand Management Center Partnership (Limited Partnership)* (北京棵道品牌管理中心(有限合夥)) and 18.75% by Beijing Shanren Brand Management Center Partnership (Limited Partnership)* (北京善仁品牌管理中心(有限合夥))
「優果聯」	優果聯品牌管理有限公司，一家於二零一七年三月九日於中國成立的有限責任公司，為本公司非全資附屬公司，截至本年報日期，其由百果園投資、北京棵道品牌管理中心(有限合夥)及北京善仁品牌管理中心(有限合夥)分別擁有56.25%、25%及18.75%
“Younongdao”	Younongdao (Beijing) Technology Co., Ltd.* (優農道(北京)科技有限公司), a limited liability company established in the PRC on April 23, 2018 and a non-wholly owned subsidiary of our Company. As of the date of the Report, it was owned as to 68% by Pagoda Investment and 32% by Mr. Koiwai Masaaki
「優農道」	優農道(北京)科技有限公司，一家於二零一八年四月二十三日於中國成立的有限責任公司，為本公司非全資附屬公司，截至本年報日期，其由百果園投資及小祝政明先生分別擁有68%及32%
“Yuanmou Yuanshengyuan”	Yuanmou Yuanshengyuan Agricultural Technology Co., Ltd.* (元謀原生源農業科技有限責任公司), a limited liability company established in the PRC on June 26, 2014 and a non-wholly owned subsidiary of our Company. As of the date of the Report, it was owned as to 51% by Pagoda Investment and 49% by Mr. Chen Fusheng (陳福生)
「元謀原生源」	元謀原生源農業科技有限責任公司，一家於二零一四年六月二十六日於中國註冊成立的有限責任公司，為本公司一家非全資附屬公司，截至本年報日期，其分別由百果園投資及陳福生先生擁有51%和49%股權
“%”	per cent
「%」	百分比

於本年報內，除文義另有所指外，「聯繫人」、「緊密聯繫人」、「關連人士」、「關連交易」、「控股股東」、「附屬公司」及「主要股東」等詞彙具有上市規則賦予該等詞彙的涵義。中文或其他語言的公司名稱的英文譯名均附有「*」符號，而英文的公司名稱的中文譯名亦附有「*」符號，僅供識別。

In the Report, the terms “associate(s)”, “close associate(s)”, “connected person(s)”, “connected transaction(s)”, “controlling shareholder(s)”, “subsidiary(ies)” and “substantial shareholder(s)” shall have the meanings given to such terms in the Listing Rules, unless the context otherwise requires. The English translation of company names in Chinese or another language which are marked with “” and the Chinese translation of company names in English which are marked with “*” is for identification purpose only.*



董事長致辭 CHAIRMAN'S STATEMENT

尊敬的各位股東：

2022年是歷史視角下相對特殊的一年，疫情持續管控和全面放開，地緣政治關係多變、宏觀經濟和市場形勢錯綜複雜。面對挑戰，全體百果園人秉承勇精進的企業精神，圍繞既定的「好吃」經營戰略，堅持以「兩架馬車（渠道品牌、品類品牌），三根支柱（信息科技、資本賦能、農業技術）」為發展方向，披荊斬棘、銳意進取，各項業績指標均實現穩健增長，為公司的順利開局打下堅實基礎。

本人謹代表董事會欣然呈報本集團截止2022年12月31日止年度報告。

財務表現摘要

截止2022年12月31日止年度，本集團實現收入為人民幣11,312.0百萬元，較2021年同期增加約9.9%，毛利為人民幣1,314.3百萬元，較2021年同期增加約13.6%，本公司所有者應佔年內利潤為人民幣323.3百萬元，較2021年同期增加約40.4%。本集團經營活動產生的現金流量淨額由2021年的流入人民幣283.9百萬元增加至2022年的流入人民幣589.2百萬元。董事會建議派發末期股息每股人民幣0.076元（含稅）。

Dear Shareholders:

The year 2022 is a relatively special year in historical perspective with continuous control and full liberalization of the pandemic, changing geopolitical relations, and complex macroeconomic and market situations. In the face of challenges, all staff of Pagoda adhered to the enterprise spirit of courage and advancement, tried their best to overcome difficulties and forge ahead by centering on the established "delicious" business strategy, and insisting on the development direction of "two carriages (channel brands and product brands) and three pillars (IT, capital empowerment and agricultural technology)." As a result, the Company's performance indicators all achieved steady growth, laying a solid foundation for a smooth start for the Company.

On behalf of the Board, I am pleased to present the Group's annual report for the year ended December 31, 2022.

SUMMARY OF FINANCIAL PERFORMANCE

For the year ended December 31, 2022, the Group achieved revenue of RMB11,312.0 million, representing an increase of approximately 9.9% over the same period in 2021; gross profit of RMB1,314.3 million, representing an increase of approximately 13.6% over the same period in 2021; and profit attributable to owners of the Company for the year of RMB323.3 million, representing an increase of approximately 40.4% over the same period in 2021. The Group's net cash flow from operating activities increased from an inflow of RMB283.9 million in 2021 to an inflow of RMB589.2 million in 2022. The Board has recommended the payment of a final dividend of RMB0.076 per share (tax inclusive).



董事長致辭 CHAIRMAN'S STATEMENT

回顧2022年

深耕渠道品牌線上線下一體化發展，
保持高質量增長

本集團作為中國最大的水果零售經銷商，擁有中國最大的貼近社區、線上線下一體化及店倉一體化的水果專營零售網絡，2022年末本公司線下門店網絡淨增加401家至5,650家，覆蓋中國22個省及直轄市的140多座城市，集團在所有分銷渠道的會員人數累計超過7,400萬名，付費會員人數超過96.7萬名，及使用微信小程序的用戶數累計達5,400萬人次。同時，集團持續在各方面優化線上線下一體化運營模式，2022年線上訂單佔比約為27.2%，擁有約1,060萬名微信粉絲、180萬名抖音粉絲。憑藉線上線下一體化的最佳模式及強大的行業專業知識，能充分滿足消費者不斷演變及日益碎片化的消費行為需求。

持續打造優勢品類品牌，鞏固「好吃」
產品競爭優勢

本集團秉承以「讓天下人享受水果好生活」的使命持續打造優質品類品牌，截至2022年12月31日，集團已成功向市場推出31個於中國獨家分銷的自有產品品牌，2022年一共推出4個產品品牌，而全部自有品牌水果的門店零售銷售額比2021年增加了約36%，佔2022年百果園門店總零售銷售額11%。此外，就同類型產品而言，2022年自有品牌水果的月平均複購率較B級水果高約50%。


LOOKING BACK TO 2022

MAINTAINING HIGH QUALITY GROWTH BY
DEEPENING THE OMO DEVELOPMENT OF
OUR CHANNEL BRANDS

As the largest fruit retail distributor in China, the Group operates the largest community-based fruit specialty franchise network with OMO and store-as-warehouse features. At the end of 2022, our offline store network recorded a net increase of 401 stores to 5,650 stores located in over 140 cities in 22 provinces and municipalities across China. We had accumulated over 74 million members across all distribution channels with over 967 thousand paying members and the cumulative number of users of our WeChat mini-program reached 54 million. At the same time, the Group continued to optimize its OMO operation model in all aspects, with approximately 27.2% of orders being placed through online channels in 2022 as well as approximately 10.6 million WeChat followers and 1.8 million Douyin followers. With the best OMO model and strong industry expertise, we are able to fully meet the needs of consumers with evolving and increasingly fragmented consumption behaviors.

CONTINUING TO BUILD SUPERIOR
PRODUCT BRANDS AND CONSOLIDATING
COMPETITIVE ADVANTAGE IN “DELICIOUS”
PRODUCTS

In line with the Group's mission to “offer delicious fruits and enjoyable lifestyle to people”, the Group had successfully introduced to the market 31 self-owned product brands that are exclusively distributed by us in China as of December 31, 2022. We launched a total of four product brands in 2022, and store retail sales of all self-branded fruits increased by approximately 36% compared to 2021, accounting for 11% of total retail sales of Pagoda stores in 2022. In addition, in terms of the same type of products, the average monthly repeat purchases of self-branded fruits in 2022 was approximately 50% higher than that of fruits under Grade B category.



董事長致辭 CHAIRMAN'S STATEMENT

深化供應鏈端生態網絡建設，擴大客戶基礎積極發展2B業務

本集團利用深耕行業的20餘年經驗及專業知識，基於「好吃」戰略對於源頭質量控制的要求，持續在戰略上參與產業鏈上游。通過以農業技術、信息技術及資本資源賦能種植基地合作夥伴，以及對水果全生長周期進行嚴格品質管理，我們能夠生產優質水果，提高產量，圍繞百果園建立一個大型標準化優質供應商生態網絡。2022年本集團向提供了技術賦能供應商的採購金額佔同年水果採購總額的35%，較2021年增長5%。

同時，為更好的利用在供應鏈端的優勢，本集團抓住水果批發領域的機會，積極發展2B業務，截至2022年末，來自直銷的水果及其他食品的銷售收入為人民幣723.8百萬元，同比增長38.5%。

積極踐行社會責任，共建可持續發展未來

本集團一直致力於為顧客提供高於行業標準的產品與服務，相信「好吃」是檢驗水果的首要標準，因為「好吃」的才是營養的、才是安全的、才是生態的。我們重視企業社會責任，響應國家農業農村戰略，積極發揮自身產業鏈優勢，「一肩挑兩民」。向當地果農傳授先進種植知識，幫助他們種出好水果並保障其銷路，以提升收入。在疫情期間，百果園聯合生態內夥伴發起「春暖花開」公益行動，助力醫療一線、社區困難群眾等。百果園將一如既往的遵循自然理念，聯動各環節，以品牌拉動銷售，以銷售拉動生產，以生產帶動技術體系、生產資料和環境保護，進而為大農業生態貢獻更多、更持久的力量。

DEEPENING THE ECOLOGICAL NETWORK AT THE SUPPLY CHAIN END AND EXPANDING THE CUSTOMER BASE TO ACTIVELY DEVELOP 2B BUSINESS

With over 20 years of experience and expertise in the industry, the Group continues to strategically participate in the upstream of the industry chain based on the requirements of the "delicious" strategy for quality control at source. By empowering our plantation base partners with agricultural technologies, IT and capital resources and by enforcing strict quality management throughout the entire growth period of fruits, we are able to cultivate high-quality fruits, improve yields, and in turn, establish a Pagoda-centered large-scale, standardized network of high-quality suppliers. The Group's purchases from suppliers that were empowered by our technology in 2022 accounted for 35% of the total purchase of fruits in the same year, representing 5% increase from 2021.

Meanwhile, to better leverage on its strengths at the supply chain end, the Group seized the opportunity in the wholesale fruit sector and actively developed its 2B business, with sales revenue from direct sales of fruits and other food products amounting to RMB723.8 million at the end of 2022, representing a year-on-year increase of 38.5%.

ACTIVELY PRACTICING SOCIAL RESPONSIBILITY AND BUILDING A SUSTAINABLE FUTURE

The Group has always been committed to providing products and services that are above the industry standard, and believes that "delicious" is the primary criterion for fruit, as "delicious" is nutritious, safe and ecological. We attach great importance to corporate social responsibility, responding to the national agricultural and rural strategy, actively playing our own industry chain advantages, and "taking on two people on one shoulder." We teach local fruit farmers advanced cultivation knowledge, help them grow good fruit and secure its marketing in order to boost their income. During the pandemic, Pagoda joined hands with its partners in the ecology to launch the "Spring Blossoms" public welfare project to help the medical frontline and the needy in the community. As always, Pagoda will continue to follow its belief in nature, connecting all segments, using branding to drive sales, sales to drive production, and production to drive technical systems, production materials and environmental protection, which in turn contributes more and more lasting power to the big agricultural ecology.



董事長致辭 CHAIRMAN'S STATEMENT

展望未來

中國經濟預計將在後疫情時代繼續復甦及增長，本集團將繼續圍繞分銷渠道、產品品牌、會員運營等方面制定發展戰略，進一步擴大市場份額，強化市場地位持續不斷向成為全球第一果業公司的願景努力。公司在2023年將繼續強化我們「好吃」戰略的優勢，實施我們發展策略，包括持續布局產業鏈上游，強化優質產品的核心競爭優勢、持續拓展分銷網絡及渠道品牌、進一步改善供應鏈管理，優化倉儲、物流及品控體系、加速拓展大生鮮業務、通過信息技術投入及賦能，加快全運營及產業鏈數字化、持續強化市場份額及市場地位，以提升市場競爭力、適應市場變化和滿足消費者需求。

最後，本人謹代表董事會衷心感謝百果園所有員工過去一年的辛勤付出，亦向我們所有的客戶、股東、供應商及合作夥伴的信任與支持表示感謝。本集團將繼續發揚百果園人開拓進取、踴躍奮發的拼搏精神，維護好百果園「戰略清晰、長期主義、持續增長、創新進取、財務健康、誠信可靠」的市場形象，為各股東帶來更佳及長期的回報。


余惠勇
董事長

LOOKING FORWARD

As China's economy is expected to continue to recover and grow in the post-pandemic era, the Group will continue to formulate development strategies centering on distribution channels, product brands and membership operations to further expand our market share and strengthen our market position as we continue to strive towards our vision of becoming the world's largest fruit company. In 2023, the Company will continue to strengthen the advantages of our "delicious" strategy and implement our development strategies, including continuing our layout in the upstream industry chain and strengthening the core competitive advantages of our products; continuing to expand our distribution network and channel brands; further enhancing our supply chain layout and optimizing our warehousing, logistic and quality control system; accelerating the expansion of our fresh grocery business; accelerating the digitalization of our whole operation and industry chain through IT investments and empowerment; and continuing to strengthen our market share and market position in order to enhance our competitiveness, adapt to market changes and meet customer demand.

Finally, on behalf of the Board, I would like to express my sincere gratitude to all the staff of Pagoda for their hard work in the past year, and to all our customers, shareholders, suppliers and partners for their trust and support. The Group will continue to carry forward the pioneering and hardworking spirit of Pagoda people and maintain Pagoda's market image of "clear strategy, long-term commitment, sustainable growth, innovation and enterprising, financial health, integrity and reliability" to bring better and long-term returns to our Shareholders.

YU Huiyong
Chairman



業務回顧及展望

BUSINESS REVIEW AND OUTLOOK

市場概覽

二零二二年，世界仍然被新冠疫情及地緣政治的不確定性所籠罩。儘管面臨各種挑戰及內外部下行壓力，中國宏觀經濟仍然取得了穩定進展，根據國家統計局的數據，二零二二年中國國內生產總值增長了3.0%。

二零二二年初，主要由於各地區的新冠疫情反覆以及中國中央與地方政府相應採取的各種公共衛生措施，國內消費品及零售業普遍面臨著客流量減少、消費信心下降、生產活動暫停、供應鏈中斷等壓力。然而，自二零二二年底以來，隨著全國範圍內防疫政策的取消，國內零售環境得到了逐步有效的改善。在持續的消費復甦及寬鬆的宏觀政策的推動下，預計未來一段時間的增長勢頭將繼續改善。根據國家統計局的數據，二零二三年一月及二月，中國零售總額達到人民幣7.71萬億元，同比增長3.5%。該增長與二零二二年十二月的下降1.8%形成對比。過往數年持續的疫情對中國零售業的參與者造成了根本性影響，彼等需要有效調整及改變運營，以優化供應鏈管理，提高現金流量穩定性，並加強線上能力，從而應對不斷變化的消費習慣。

特別是，在疫情後的電商時代，越來越多的品牌加大多渠道力度，提供線上線下一體化購物體驗，消費者旅程變得愈加複雜。面對多個購物渠道，值得注意的是，根據消費者的需求及消費習慣，中國絕大部分消費者在購物過程中在線上線下頻繁轉變。因此，消費者旅程日益碎片化，對零售品牌減少跨渠道的摩擦，同時不斷為消費者提供創新及無縫的線上線下融合體驗提出新的要求。根據目標消費者的需求重塑及重建具吸引力及個性化的消費者旅程是中國零售品牌未來成功的關鍵。

MARKET OVERVIEW

In 2022, the world remained shrouded by the COVID-pandemic and geopolitical uncertainties. Despite the various challenges and downward external and internal pressure, China's macro economy had experienced a stable progress and according to the NBS figures, the country recorded a GDP growth of 3.0% in 2022.

In early 2022, mainly due to the prolonged COVID resurgence in different regions and various public health measures adopted by China's central and local governments, domestic consumer product and retail industries had been generally facing pressure from decreased consumer traffic, declined consumption confidence, temporary suspension in production activities, interruption in supply chain and so on. Since late 2022, however, along with the lifted pandemic control policies nationwide, China's retail environment has seen a gradual and effective improvement. The growth momentum is expected to continue to improve in upcoming period, driven mainly by the ongoing consumption recovery and accommodative macro policies. China's total retail sales hit RMB7.71 trillion in January and February 2023, representing a year-on-year increase of 3.5%, according to the NBS figures. The growth contrasts to a 1.8% contraction in December 2022. The prolonged pandemic in previous years has caused fundamental impacts on players in the retailing industry in China, who are required to efficiently adjust and adapt operations to optimize supply chain management, increase cashflow stability, and strengthen online capabilities in response to evolving consumption habits.

In particular, in the post-pandemic e-commerce era, the consumer journey has become increasingly sophisticated as more and more brands ramp up their omnichannel efforts in delivering OMO shopping experience. Exposed to multiple shopping channels, it is noticeable that the vast majority of consumers in China switch between online and offline over the course of their purchase journey frequently, depending on their needs and consumption habits. As such, the increasing fragmentation of the consumer journey requires retail brands to reduce friction across channels while consistently providing an innovative and seamless online-merge-offline experience for consumers. To reshape and rebuild engaging and personalized consumer journeys based on the needs of target consumers is a key to future success for retail brands in China.



業務回顧及展望

BUSINESS REVIEW AND OUTLOOK

二零二二年對本集團各層面而言都是不平凡的一年。本公司已完成全球發售及上市，其H股股份成功於二零二三年一月十六日在香港聯合交易所主板上市，實現公司歷史上的一個重要里程碑。這不僅表明本集團作為中國領先的水果零售經營商的地位，也開啟了本集團實現其使命的新篇章，即百果園將讓越來越多的人享受美味實惠的水果，向彼等傳播水果知識及文化，為彼等帶來健康及幸福。

整體業務及財務表現

線下門店網絡開發

本集團擁有中國最大的貼近社區、OMO及店倉一體化的水果專營零售網絡，為消費者提供高度便利的消費體驗。本集團已建立一個廣泛的由其自身管理的加盟門店、委託管理的加盟門店及數量有限的自營門店組成的全國性線下零售門店網絡。

儘管二零二二年新冠疫情造成了嚴峻的零售環境，但本集團仍成功在全國範圍內不斷擴大其零售門店網絡。截至二零二二年十二月三十一日，本集團線下門店網絡共有5,650家門店，位於中國超過22個省及直轄市的140多座城市。


2022 has been a remarkable year for the Group on all levels. The Company completed its Global Offering and Listing and its H shares were successfully listed on the Main Board of the Hong Kong Stock Exchange on January 16, 2023, representing a significant milestone in its corporate history. This not only demonstrates the position of the Group as a leading fruit retail operator in China, but also starts a new chapter for it to realize its mission that Pagoda would let more and more people enjoy delicious and affordable fruits, spread fruit knowledge and culture to them, and bring them health and happiness.

OVERALL BUSINESS AND FINANCIAL PERFORMANCE

OFFLINE STORE NETWORK DEVELOPMENT

The Group has the largest community-based fruit specialty retail network in China with OMO and store-as-warehouse features, providing consumers with a highly convenient consumption experience. It has established an extensive nationwide offline retail store network, comprising franchised stores supervised by itself, franchised stores supervised by its regional dealers, and a limited numbers of self-operated stores.

Despite the critical retail environment in 2022 arising from the COVID pandemic, the Group succeeded in continuously expanding its retail store network across the country. As of December 31, 2022, the Group's offline store network had a total of 5,650 stores located in over 140 cities covering 22 provinces and municipalities in China.



業務回顧及展望

BUSINESS REVIEW AND OUTLOOK

下表載列本集團截至所示日期的加盟門店及自營門店總數。

The table below sets forth the Group's total number of franchised stores and self-operated stores as of the dates indicated.

		截至十二月三十一日 As of December 31,			
		二零二二年 2022		二零二一年 2021	
		%		%	
加盟門店	Franchised stores				
本集團管理的加盟門店	Franchised stores supervised by the Group	4,577	81.0	4,254	81.0
其他	Others	1,054	18.7	980	18.7
小計	Sub-total	5,631	99.7	5,234	99.7
自營門店	Self-operated stores	19	0.3	15	0.3
總計	Total	5,650	100.0	5,249	100.0

下表載列於所示期間本集團按零售門店類型分類的產品銷售收入貢獻明細。

The table below sets forth the Group's revenue contribution derived from sales of products by types of retail stores for the periods indicated.

		截至十二月三十一日止年度 Year Ended December 31,			
		二零二二年 2022		二零二一年 2021	
		人民幣千元 RMB'000	%	人民幣千元 RMB'000	%
加盟門店	Franchised stores				
本集團管理的加盟門店	Franchised stores supervised by the Group	8,849,917	99.3	8,125,229	99.4
其他	Others	1,544	0.0	1,832	0.0
小計	Sub-total	8,851,461	99.3	8,127,061	99.4
自營門店	Self-operated stores	61,062	0.7	48,296	0.6
總計	Total	8,912,523	100.0	8,175,357	100.0



業務回顧及展望

BUSINESS REVIEW AND OUTLOOK

加盟門店現時構成本集團大部分線下門店網絡。本集團從戰略上構建了具有高度自主權、強大支援系統及規範化管理機制的特許經營業務模式。本集團相信，本集團的成功一直並將會繼續建立在加盟商健康及可持續發展的基礎上。本集團將加盟商視為其商業夥伴，並建立了互利的關係。本集團為加盟商提供強大的品牌、供應鏈及運營支持，為許多夢想創業的人創造了一個有利的創業平台。這包括持續對加盟商進行門店管理及運營方面的全面培訓，以及指定區域督導經理的及時指導。本集團還建立了分區經營體系。該體系基於門店所處商圈的動態數據，通過智能訂貨系統為門店匹配個性化產品組合、定價及促銷活動，幫助加盟商實現門店的精細化運營，降低加盟商運營難度，並通過門店助手信息系統讓加盟商實時掌握其門店的經營情況。本集團對加盟商實行高度統一的經營管理指導，實現門店規範經營，確保產品品質、消費者體驗及加盟商的健康發展。


OMO模式的覆蓋及升級

二零二二年，本集團繼續在各方面優化OMO運營模式。意識到健康飲食習慣認知不斷提升的重要性及消費模式碎片化，本集團認為，通過線上銷售平台及線下門店提供高度綜合及便利的消費體驗方面的能力是本集團零售系統未來成功的關鍵。

Franchised stores currently consists the majority of the Group's offline store network. The Group has strategically built the franchise business model with a high degree of autonomy, a strong support system and a standardized management mechanism. It believes its success has been, and will continue to be, based on the healthy and sustainable development of its franchisees. It considers the franchisees as its business partners and has established mutually beneficial relationships. It provides its franchisees with strong brand, supply chain and operational support, creating a favorable entrepreneurial platform for many who dream of starting their own business. This includes ongoing comprehensive franchisee training for store management and operation, as well as in-time guidance by designated regional supervisory managers. It has also established a district-based operation system. Based on the dynamic data of the surrounding shopping districts in which the stores are located, such system provides personalized product portfolio, pricing and promotional activities for stores through a smart ordering system to help franchisees achieve delicacy operation of stores and reduce their operational difficulties, and allow franchisees to grasp the operation status of their stores in real time through the store assistant information system. It implements highly uniform operation management guidance for franchisees to achieve standardized operation of stores to ensure product quality, consumer experience and the healthy development of franchisees.

COVERAGE AND UPGRADES OF OMO MODEL

In 2022, the Group continued to optimize its OMO operational model in all aspects. Realizing the significance of the increasing awareness of healthy eating habits as well as fragmental consumption behaviors, the Group believes the ability to provide highly integrated and convenient consumption experience through online sales platforms and offline stores is a key to future success of the Group's retail system.



業務回顧及展望

BUSINESS REVIEW AND OUTLOOK

在日趨繁忙的都市生活中，消費的「便利性」對於水果這樣的購買頻次高的產品尤為重要。本集團線下零售門店主要位於距目標終端消費者步行15分鐘內，是終端消費者社區生活圈的一部分，具有路徑依賴性、容易滿足社區消費者的個性化需求、開店靈活及成本低等顯著優勢。本集團維護智能選址系統，它能夠綜合周邊商圈的變化、客流、消費能力等參數，有助於為加盟商在住戶密度高、消費能力強的社區高效、精準地佈局其門店提供意見。

此外，為促進本集團的OMO戰略，其線下零售門店實行高效的店倉一體化，可提供到店自提和及時達及次日達送貨選擇的送貨到家服務。水果是在陳列及面銷環節附加值最高的大生鮮品類之一。線下門店需要通過店內展示、面銷及試吃活動，打造強烈的水果零售氛圍、刺激消費。

另一方面，本集團繼續探索線上機會，通過手機APP、微信小程序、電子商務及社交商務平台（如天貓、京東及抖音）的店面以及第三方外賣平台（如美團、口碑及餓了麼）的店面，為消費者提供方便與多樣的線上購物選擇。本集團為選擇送貨到家或到店自提服務的客戶提供差異化產品，以有效提升購買頻次及對社區消費者的覆蓋面，同時通過社群營銷、拼團等促銷活動，鼓勵消費者線上下單及到店自提，以提升交叉銷售。於二零二二年，本集團約27.2%的訂單乃透過多個線上渠道下達。截至

In an increasingly busy urban life, the “convenience” of consumption is particularly important for products of high purchase frequency such as fruits. The Group’s offline retail stores are mainly located within 15-minute walk from the target end consumers and are part of the end-consumers’ community life circle, with significant advantages such as certain path dependency, ease to meet the personalized needs of consumers in the community and flexibility and low cost in store opening. The Group maintains a smart location identification system which can integrate parameters such as changes in the surrounding shopping district, customer traffic and spending power, helping to advise its franchisees to efficiently and precisely identify their store locations in communities with high density of residents and strong consumption.

In addition, to facilitate the Group’s OMO strategy, its offline retail stores operate with an efficient store-as-warehouse feature, enabling in-store pickup and home delivery services under the just-in-time and next-day delivery options. Fruit is one of the fresh groceries to which product displays and face-to-face sales could add the most value. Through in-store displays, face-to-face sales and tasting activities, offline stores are necessary to create a strong fruit retailing atmosphere and stimulate consumption.

On the other hand, the Group continued to explore online opportunities and has enabled convenient and diverse online shopping options to consumers through mobile APPs, WeChat mini-program (微信小程序), storefronts on e-commerce and social commerce platforms, such as Tmall (天貓), JD.com (京東) and Douyin (抖音), as well as storefronts on third-party food delivery platforms, such as Meituan (美團), Koubei (口碑) and Ele.me (餓了麼). The Group offered differentiated products to customers opting for home delivery or in-store pickup services to effectively increase purchase frequency and coverage of consumers in the community, while encouraging consumers through social marketing and group promotions to place orders online and pick up in stores to enhance cross-selling. In 2022, approximately 27.2% of the Group’s orders were placed through various online



業務回顧及展望

BUSINESS REVIEW AND OUTLOOK

二零二二年十二月三十一日，本集團擁有約10.6百萬名微信粉絲（官方賬號）、1.8百萬名抖音粉絲及336,000名微博粉絲。此外，指導店長建立約22,500個門店微信群，推動有趣互動的產品推廣和會員活動，並實時與超過12.9百萬名微信社群粉絲進行互動和溝通。憑藉OMO模式以及強大的行業專業知識及洞察，本集團相信其有利的定位，可滿足消費者不斷演變及日益碎片化的消費行為需求。例如，本集團在二零二二年開始推廣「每日一抖」計劃，推動全國所有零售門店每天在抖音平台直播或發佈短視頻。二零二二年，在抖音上本集團和零售門店發佈內容的總曝光量達數億次。二零二二年，在抖音平台上，本集團及門店進行的直播觀看數累計達七千五百萬人次，自營和指定達人短視頻曝光量累計達一億六千萬。


最後但同樣重要的是，於二零二二年，本集團透過擴大企業對企業(2B)客戶基礎繼續發展其2B水果業務。於二零二二年，本集團來自直銷的水果及其他食品的銷售收入由截至二零二一年十二月三十一日止年度的人民幣522.8百萬元增加約38.5%至截至二零二二年十二月三十一日止年度的人民幣723.8百萬元。

水果專營零售網絡的OMO及店倉一體化與水果的高頻消費性質為提供了對消費者的持續而廣泛的接觸。截至二零二二年十二月三十一日，本集團在所有分銷渠道的會員數累計超過74百萬名，付費會員數超過96.7萬名，及使用微信小程序的用戶累計達54百萬人次。

channels. As of December 31, 2022, the Group had approximately 10.6 million WeChat followers with its official account, 1.8 million Douyin followers and 336,000 Weibo followers. In addition, it guided store managers to establish approximately 22,500 store-based WeChat groups, pushing interesting and interactive product promotions and membership activities, and interacting and communicating with over 12.9 million WeChat community followers in real time. Leveraging the OMO model together with strong industry expertise and insights, the Group believes that it is well positioned to satisfy the needs of consumers with evolving and increasingly fragmental consumption behaviors. For example, the Group launched the “Douyin of the Day” (每日一抖) project in 2022 and asked all the retail stores nationwide to broadcast live events or release short videos. In 2022, contents on Douyin released by the Group and the retail stores attracted over hundreds of millions displays. In 2022, on Douyin, live-streaming broadcasts hosted by the Group and the retail stores accumulated approximately 75 million views, and short videos released by the Group and designated key opinion leaders accumulated approximately 160 million displays.

Last but not least, in 2022, the Group continued to develop its business-to-business, or 2B, fruit business by expanding 2B customer base. In 2022, the Group’s revenue from sales of fruits and other food products derived from direct sales increased by approximately 38.5% from RMB522.8 million for the year ended December 31, 2021 to RMB723.8 million for the year ended December 31, 2022.

The fruit specialty retail network with OMO and store-as-warehouse features and the high-frequency consumption nature of fruits has provided continuous and extensive reach to consumers. As of December 31, 2022, the Group had accumulated over 74 million members across all distribution channels with over 967 thousand paying members, and the cumulative number of users of the WeChat mini-program reached 54 million.



業務回顧及展望

BUSINESS REVIEW AND OUTLOOK

品牌組合及產品組合

本集團是中國水果行業中少有的兼具知名產品品牌及渠道品牌的企業之一。本集團採用多品牌策略吸引不同人群的消費者並迅速佔領市場份額。目前，全國範圍的零售門店主要以「百果園」及「果多美」兩個渠道品牌進行運營。截至二零二二年十二月三十一日，在所有5,650家線下零售門店中，5,533家以百果園品牌經營，110家以果多美品牌經營，其餘以本集團其他區域渠道品牌經營。

本集團強調以客戶為核心，並已制定支持其使命及核心價值「讓天下人享受水果好生活」的發展策略。在好吃的水果產品方面，本集團在中國率先設立一套全面、系統的基於口感的水果產品書面四級質量分級體系。根據設有各種關鍵指標的專有品質體系，果品劃分為招牌、A、B及C級四個等級，對應不同價位，迎合不同消費者。截至二零二二年十二月三十一日，本集團已成功向市場推出31個本集團於中國獨家分銷的招牌及A級自有產品品牌。這類水果深受消費者歡迎，招牌及A級水果的零售價通常高於同類型B級水果的零售價。招牌級及A級水果銷售總額約佔二零二二年百果園門店的門店零售銷售總額的70%。此外，就同類型產品而言，與二零二一年相比，二零二二年自有品牌水果的月平均重複購買率普遍比同類B級水果高出約50%。本集團持續發展產品品牌，二零二二年年內，一共推出四個品

BRAND PORTFOLIO AND PRODUCT OFFERINGS

The Group is one of the few companies in the fruit industry in China that have both well-known product brands and channel brands. The Group adopts a multi-brand strategy to attract consumers of different demographics and to quickly acquire market shares. Currently, the retail stores nationwide are mainly operated under two channel brands, namely “Pagoda (百果園)” and “Guoduomei (果多美).” As of December 31, 2022, among all 5,650 offline retail stores, 5,533 were operated under Pagoda brand and 110 were operated under Guoduomei brand, with the remaining under other regional channel brands of the Group.

The Group adopts a customer-centric approach and has mapped out its development strategies supporting its mission and core value of offering delicious fruits and enjoyable lifestyle to people. With respect to delicious fruit products, the Group pioneered in China in establishing a comprehensive and systematic written flavor-oriented 4-grade fruit quality classification system for fruit products. In accordance with the proprietary quality system with various key metrics, fruits are rated and labeled under four categories, namely Excellent (招牌), Grade A, B and C, with different prices catering to different consumers. As of December 31, 2022, the Group had successfully introduced to the market 31 self-owned product brands that are exclusively distributed by it in China under the Excellent and Grade A categories. Such fruits were well accepted by consumers and the retail prices of these fruits under the Excellent and Grade A categories were generally higher than the retail prices of Grade B fruits of the same type. Aggregate sales of fruits under Excellent and Grade A categories accounted for approximately 70% of the total store retail sales of Pagoda stores in 2022. In addition, in terms of the same type of products, average monthly repeat purchases of self-branded fruits was generally higher than fruits under Grade B category by approximately 50% in 2022 as compared to 2021. The Group continued to develop product brands and in 2022 alone, it



業務回顧及展望

BUSINESS REVIEW AND OUTLOOK

牌，而全部自有品牌水果的門店零售銷售額比二零二一年增加了約36%，佔二零二二年百果園門店總零售銷售額約11%。相比之下，二零二一年，全部自有品牌水果的門店零售銷售額佔二零二一年百果園門店總零售銷售額約8%。此外，本集團自有品牌水果比同類B級產品呈現了更多的競爭優勢。例如，二零二二年，有超過40個合作種植基地採用本集團提供的農業技術方案種植良枝蘋果，本集團的明星產品品牌之一。於二零二二年，該產品的零售門店銷售額達約人民幣58百萬元，比二零二一年增長了約56%。良枝蘋果的零售價普遍為本集團B級蘋果零售價的兩倍。


此外，除新鮮水果外，本集團亦開始分銷果製品（如乾果及果汁）以及其他大生鮮產品，包括蔬菜、肉類及海鮮、糧油及乳製品。本集團已註冊並使用一個商標Panda.F（熊貓大鮮）作為其所有其他大生鮮產品的品牌名稱。

本集團打算繼續部署「線上做寬、線下做專」的業務模式，繼續專注於線下水果及果製品業務，並於線上提供更多大生鮮產品，延伸其服務邊界。

introduced four product brands to the market and aggregate retail sales of all self-branded fruits increased by approximately 36% from 2021, and accounted for over 11% of total store retail sales of Pagoda stores in 2022. By contrast, aggregate retail sales of self-branded fruits accounted for approximately 8% of total retail sales of Pagoda stores in 2021. Moreover, self-branded fruits have presented competitive advantages over the same fruits under the Group's Grade B category. For example, in 2022, there were over 40 partner plantation bases using the agricultural technical solutions provided by the Group to grow Liangzhi apple, one of the Group's start self-owned brands. Total store retail sales of this product amounted to approximately RMB58 million in 2022, representing an increase of approximately 56% from 2021. The retail price of Liangzhi apple was generally twice as high as the Grade B apple products.

Moreover, other than fresh fruits, the Group also commenced to distribute fruit-based products, such as dried fruits and juice, and other fresh groceries, including vegetables, meat, seafood, grains and oils and dairy products. The Group registered and used one trademark, namely Panda.F (熊貓大鮮), as the brand name for all of its other fresh groceries.

The Group intends to continue to deploy a business model by offering specialty offline and variety online, continuing to focus on fruit and fruit products business offline, and providing more fresh grocery products online to extend its service boundaries.



業務回顧及展望

BUSINESS REVIEW AND OUTLOOK

智能倉儲及供應鏈管理

截至二零二二年十二月三十一日，本集團已建立一個全國性的倉儲網絡，現時在中國各地有29個倉庫，該等倉庫亦為當地的初步加工配送中心。該等初步加工配送中心位於29個城市，總建築面積超過19.47萬平方米。在29個初步加工配送中心中，其中16個中心由本集團運營，其餘13個中心由本集團的區域代理嚴格按照本集團的質量要求運營。

本集團已經在進行數字化智能倉儲物流系統升級，這將使其能有效減少普遍的倉儲及物流失誤，包括提貨失誤、數量錯誤及錯誤配送等。為此，本集團已經在通過安裝自動上架及出庫系統提升倉儲自動化水準。據此，本集團亦已在優化物理倉儲設計（主要為倉儲智能車輛的路線規劃），以支持上述升級。

本集團已建立從果園到門店的整個產業鏈的標準化水果品控體系，以確保先進的保鮮及控損機制。在倉儲環節，本集團按果品屬性實行分品類分批次的精細化管理以確保水果達到統一的出倉標準。為保證果品的穩定安全，本集團對農藥殘留進行定性及定量樣品檢測，以確保水果的穩定性及安全性。在配送環節，本集團考量諸多因素，包括溫濕度，甚至車速及車內佈局等。本集團通過持續優化運營細節，維持水果從倉到店的品質與鮮度，同時提升配送的效率及準確性。在銷售端，本集團實施智能化產品鮮度管理系統，它為每種產品按照其保質期設定可售賣時間，輔助門店及時調價及制定促銷策略，降低損耗，保證水果到消費者的品質與鮮度。

SMART WAREHOUSING AND SUPPLY CHAIN MANAGEMENT

As of December 31, 2022, the Group had established a nationwide warehousing network that currently has 29 warehouses across China which also function as local preliminary processing and distribution centers. These preliminary processing and distribution centers were located in 29 cities with an aggregate floor area of more than 194.7 thousand sq.m. Out of the 29 preliminary processing and distribution centers, 16 centers were operated by the Group, and the remaining 13 centers were operated by the Group's regional dealers by strictly following the Group's quality requirements.

The Group has been upgrading the digitalized intelligent warehousing and logistics system, which will enable it to effectively minimize common warehousing and logistics mistakes, including picking error, inaccurate quantity, or mistaken delivery. To this end, it has been improving the warehousing automation level by installing automated racking and retrieval systems. Accordingly, it has also been optimizing the physical warehousing designs, mainly the routing planning for warehouse intelligent vehicles, to support such upgrades.

The Group has established a standardized fruit quality control system across the entire industry chain from orchard to store, to ensure an advanced freshness and loss control mechanism. At warehousing stage, it implements delicacy management by fruit types and by batches based on the attributes of the fruit to ensure that the fruit meets the uniform standard upon shipping. The Group conducts qualitative and quantitative sample testing of pesticide residues to ensure the stability and safety of the fruits. During transportation, it takes into account multiple factors including temperature and humidity, even the speed and layout of the vehicle. Through continuous optimization of operation details, it maintains the quality and freshness of fruits from warehouses to stores, while improving the efficiency and accuracy of the delivery. On the sales side, the Group has implemented a smart product freshness management system which sets the selling time for each product according to its shelf life, helping stores make timely price adjustments and promotional strategies to reduce losses and ensure the quality and freshness of fruits to consumers.



業務回顧及展望


BUSINESS REVIEW AND OUTLOOK

此外，基於好吃戰略，水果必須由源頭開始有效控制質量。本集團利用其經驗及專業知識，繼續在戰略上參與產業鏈上游。本集團通過以農業技術、信息技術及資本資源賦能種植基地合作夥伴，並對水果全生長週期進行嚴格品質管理，能夠生產優質水果，提高產量，從而圍繞百果園建立一個大型標準化優質供應商生態網絡。本集團預計，對上游供應鏈的滲透將使其能夠在早期參與穩定產品品質及孵化自有品牌產品的過程，並繼續在整個產業鏈上發揮影響力及管理。二零二二年，向本集團提供各類農業技術相關服務的供應商採購的金額，約佔同年水果採購總額的35%，較二零二一年增長5%。

於二零二二年第二季度，本集團已自全球領先的測試、檢驗和認證公司SGS SA獲得食品安全管理體系ISO 22000證書。ISO 22000為國際上獲認可的標準體系，側重於各級食品安全管理及食品安全保障。該標準體系涵蓋本集團的關鍵運營環節，包括採購、倉儲、物流和銷售。獲得並持有ISO 22000證書表明本公司有能力實施有關供應商管理、合規性和風險分析相關的食品安全協議及規定。

In addition, to accomplish the mission of offering delicious fruits, effective quality control shall start from the origin of the fruits. Leveraging its experience and expertise, the Group continued to strategically participate in the upstream of the industry chain. By empowering its plantation base partners with agricultural technologies, IT and capital resources and by enforcing strict quality management throughout the entire growth period of fruits, the Group is able to cultivate high-quality fruits, improve yields, and in turn, establish a Pagoda-centered large-scale, standardized network of high-quality suppliers. The Group expects the penetration in upstream supply chain will allow it to involve in the process of stabilizing product quality and incubating self-branded products at an early stage, and continue to exert its influence and management across the entire industry chain. In 2022, purchases from suppliers to whom the Group had provided various kinds of agricultural technology related services in dollar amount, accounted for approximately 35% of total purchase of fruits for the same year, representing a 5% increase from 2021.

The Group had received the ISO 22000 Certificates for Food Safety Management Systems from SGS SA, a world's leading testing, inspection and certification company, in the second quarter of 2022. ISO 22000 is an internationally recognized standard system focusing on food safety management and food safety assurance at all levels. The standard system covers the Group's key operational aspects, including procurement, storage, logistics and sales. Obtaining and maintaining the ISO 22000 Certificates demonstrates the Company's ability to implement food safety protocols and requirements in connection with supplier management, compliance and risk analysis.



業務回顧及展望

BUSINESS REVIEW AND OUTLOOK

行業及業務展望

展望二零二三年，中國經濟預計將在後疫情時代繼續復甦及增長。然而，宏觀經濟環境下存在不確定性，例如疫情可能區域性捲土重來，運營成本增加，以及地緣政治緊張局勢升級導致的全球供應鏈中斷。本集團認為，其在中國零售業的經營在短期內將充滿挑戰及機遇，這取決於其適應消費者信心恢復及消費模式演變的能力。從長遠來看，鑒於本集團公認的品牌聲譽、廣泛且多樣的產品供應及嚴格的产品品質控制、尖端的線上線下一體化運營及穩定的供應鏈管理，本集團對其發展仍持樂觀態度。

本集團的願景是成為全球第一大果業公司。其圍繞分銷渠道、產品品牌、會員運營等方面制定發展戰略，進一步擴大市場份額，強化市場地位。本集團戰略的核心是精細化戰略，亦為本集團為消費者提供的核心價值。二零二三年，本集團將繼續實施其發展策略，並進一步推動及實施以下各項：

持續佈局產業鏈上游，強化優質產品的核心競爭優勢

本集團將不斷加大在水果種植端的佈局，通過農業技術、信息技術及資本資源賦能種植基地，培育優質果品，保障優質果源，打造水果產品品牌，強化產品的核心競爭優勢。本集團還將繼續加強水果產品品牌的孵化能力，發展更多自有優質產品品牌，以增強消費者黏性及盈利能力。於二零二三年，本集團將繼續加強其農業科技相關服務、滲透供應鏈、孵化更多自有品牌產品。在此情況下，本集團擬就選定的核心產品在產地附近建立專門的加工廠。

INDUSTRY AND BUSINESS OUTLOOK

Looking onwards to the year of 2023, China's economy is expected to continue to recover and grow during the post-pandemic era. However, the macro economic environment is clouded by uncertainties, such as potential regional resurgence of pandemic, increasing operational costs, and disruptions of global supply chains resulting from escalating geopolitical tensions. The Group believes that its operation in the retail industry in China will be full of challenges and chances in the short run, depending on its ability to adapt to the recovery of consumer confidence and evolution of consumption patterns. In the long run, the Group remains optimistic for its development, given its well-recognized brand reputation, broad and diversified product offerings and stringent product quality control, sophisticated OMO operations, and stable supply chain management.

The Group's vision is to be the world's largest fruit company. It lays out development strategies focusing on distribution channels, product brands and membership operation to continue to increase its market share and advance its market position. At the core of its strategies is the delicacy strategy, representing the core value the Group provides to the consumers. In 2023, the Group will continue to implement its development strategies and further promote and implement the following:

Continue the layout in upstream industry chain and strengthen the core competitive advantages of high quality products

The Group will continue to increase its layout at fruit planting, empowering plantation bases through agricultural technology, IT and capital resources to cultivate high-quality fruits, secure high-quality fruit sources, develop fruit product brands, and strengthen the core competitive advantages of the products. It will also continue to strengthen the ability to incubate fruit product brands and develop more of its own high-quality product brands to enhance consumer stickiness and profitability. In 2023, the Group will continue to enhance its agricultural technology related services, penetrate in supply chain, incubate more self-branded products. To this extent, it intends to establish specialized processing factories near places of origin for selected core products.



業務回顧及展望

BUSINESS REVIEW AND OUTLOOK

進一步改善供應鏈管理，優化倉儲、物流及品控體系

本集團將繼續擴大及升級其初加工配送中心網絡，提升單位倉儲面積、所覆蓋門店數、日均配送量等核心指標，支持加盟門店網絡的擴張以及企業對企業(2B)水果業務與優質大生鮮業務的快速增長。本集團亦將對倉庫及運輸管理系統進行升級，進一步推行自動化管理及探索自動倉儲體系，提升倉儲及物流效率，降低成本。

持續拓展分銷網絡及渠道品牌


本集團將通過持續向低線城市滲透、進一步擴張現有城市門店及全國化地域擴張，持續拓展分銷網絡的廣度與深度，實現更有效、更深入的消費者觸達。本集團計劃進一步滲透現有市場，並因地制宜推出體驗店、高端店、普通社區店等多種類型門店，覆蓋多樣化的消費場景。本集團還一直在中國發展更多的區域渠道品牌，以提高其市場份額及對消費群體的覆蓋率。尤其是，為應對不斷變化的消費需求及日益碎片化的消費行為，其將繼續通過探索線上機會及簡化多渠道工作來優化其OMO模式。其亦將加強內容營銷，強化品牌形象，傳遞品牌價值。此外，本集團亦將透過物色新客戶及開拓額外分銷渠道及場景，繼續加強其2B業務。

Further enhance supply chain management and optimize warehousing, logistic and quality control system

The Group will continue to expand and upgrade its network of preliminary processing and distribution centers to improve core metrics such as unit storage area, number of stores covered and average daily delivery volume to support the expansion of its franchised store network and the rapid growth of the business-to-business, or 2B, fruit business and quality fresh grocery business. It will also upgrade the warehouse and transportation management system, further implement automated management and explore automated warehousing system to improve warehousing and logistics efficiency and reduce costs.

Continue to expand the distribution network and channel brands

The Group will continue to expand the breadth and depth of its distribution network through continued penetration into low-tier cities, further expansion of stores in existing cities, and nationwide geographic expansion to achieve more effective and in-depth consumer reach. It plans to further penetrate existing markets and launch various types of stores such as experience stores, high-end stores and general community stores to cover diversified consumption scenarios according to local conditions. It has also been developing additional regional channel brands in China so to increase its market share and coverage of consumer base. In particular, in response to the evolving consumption needs and increasingly fragmental consumption behaviors, it will continue to optimize its OMO model by exploring online opportunities and streamlining omnichannel efforts. It will also enhance content marketing so as to reinforce its brand image and convey brand value. Moreover, the Group will also continue to strengthen its 2B business by identifying new customers and exploring additional distribution channels and scenarios.



業務回顧及展望

BUSINESS REVIEW AND OUTLOOK

加速拓展大生鮮業務

考慮到蔬菜與水果特性相近，供應鏈管理及運營的相似性及重合度，本集團將憑藉其技術優勢及在上游種植的豐富經驗，持續拓展在大生鮮業務的產品品類。本集團將不斷完善、整合蔬果類供應鏈體系，建立大生鮮產品的品控標準，並通過完善的倉儲物流網絡以及OMO模式，加速大生鮮業務於全國市場的滲透率。

通過信息技術投入及賦能，加快全運營及產業鏈數字化

本集團計劃持續投資於信息技術的研發及升級，通過對全產業鏈各環節的技術賦能，促進業務的數字化，提升全產業鏈運營效率及協同能力。例如，本集團將持續優化上游種植的數字化管理系統，加強對農業數據的智能化運用，實現對種植基地產量及品質的精準預測與精確管理，並提高技術人員的工作效率。本集團將不斷完善供應商交易平台，結合信息預測模型，實現庫銷數據的實時同步，並對在採購、倉儲及物流環節中的產品品質及損耗率進行精準監控。此外，本集團將持續推動會員數字化運營，整合線上線下信息資源，實現會員全生命週期消費數據的實時分析與應用。

Accelerate the expansion of fresh grocery business

Considering the similarity between vegetables and fruits, and the similarity and overlap in supply chain management and operations, the Group will continue to expand its product categories in the fresh grocery business by leveraging its technological advantage and extensive experience in upstream planting. It will continue to improve and integrate the supply chain system of fruits and vegetables, establish the quality control standards for fresh grocery products, and accelerate the penetration of its fresh grocery business in the national market through its comprehensive warehousing and logistics network and OMO model.

Accelerate the digitalization of the whole operation and industry chain through IT investments and empowerments

The Group plans to continue to invest in IT research and development and upgrade, and through the technological empowerment of all links of the industry chain, to promote the digitalization of its business and improve the operational efficiency and synergy of the entire industry chain. For example, it will continue to optimize the digital management system in upstream planting and strengthen the smart application of agricultural data to achieve accurate forecast and precision management of the yield and quality at the plantation base, and improve the efficiency of technicians. It will continue to improve the supplier trading platform, combined with the information forecast model to achieve real-time synchronization of inventory and sales data, and accurately monitor product quality and loss rate in procurement, warehousing and logistics. In addition, it will continue to promote the digital operation of its members and integrate online and offline information resources to achieve real-time analysis and application of members' full life cycle consumption data.




管理層討論及分析 MANAGEMENT DISCUSSION AND ANALYSIS

下表載列本集團於截至二零二二年十二月三十一日止年度之綜合財務業績以及與截至二零二一年十二月三十一日止年度之比較數據：

The following table sets forth the Group's consolidated financial results for the year ended December 31, 2022 with comparative figures for the year ended December 31, 2021.

		截至十二月三十一日止年度 Year ended December 31,	
		二零二二年 2022	二零二一年 2021
		人民幣千元 RMB'000	人民幣千元 RMB'000
收入	Revenue	11,311,995	10,289,375
銷售成本	Cost of sales	(9,997,709)	(9,132,939)
毛利	Gross profit	1,314,286	1,156,436
其他收入	Other income	40,826	34,559
其他收益，淨額	Other gains, net	25,382	8,055
銷售費用	Selling expenses	(498,759)	(451,730)
管理費用	Administrative expenses	(321,579)	(307,065)
金融資產減值虧損撥備淨額	Net provision of impairment loss on financial assets	(2,178)	(5,370)
研發費用	Research and development expenses	(172,980)	(139,742)
營業利潤	Operating profit	384,998	295,143
財務收入	Finance income	31,771	24,091
財務成本	Finance costs	(83,739)	(78,190)
財務成本，淨額	Finance costs, net	(51,968)	(54,099)
分佔於聯營公司及合營公司之 利潤，淨額	Share of profit of associates and joint ventures, net	13,332	16,483
除所得稅前利潤	Profit before income tax	346,362	257,527
所得稅費用	Income tax expense	(40,225)	(36,164)
年內利潤	Profit for the year	306,137	221,363
下列人士應佔利潤：	Profit is attributable to:		
本公司所有者	Owners of the Company	323,297	230,345
非控股權益	Non-controlling interests	(17,160)	(8,982)
		306,137	221,363



管理層討論及分析

MANAGEMENT DISCUSSION AND ANALYSIS

收入

下表分別載列本集團截至二零二一年及二零二二年十二月三十一日止年度按經營分部劃分的收入，以絕對金額及佔總收入的百分比表示。

REVENUE

The following table sets forth the Group's revenue by operating segments, each expressed in the absolute amount and as a percentage of total revenue, for the years ended December 31, 2021 and 2022, respectively.

		截至十二月三十一日止年度			
		Year Ended December 31,			
		二零二二年		二零二一年	
		2022		2021	
		人民幣千元	%	人民幣千元	%
		RMB' 000		RMB'000	
水果及其他食品銷售	Sales of fruits and other food products	10,981,764	97.1%	9,991,758	97.1%
特許權使用費及特許經營收入	Royalty and franchising income	168,844	1.5%	160,288	1.5%
會員收入	Membership income	90,132	0.8%	77,670	0.8%
其他	Others	71,255	0.6%	59,659	0.6%
總計	Total	11,311,995	100.0%	10,289,375	100.0%

本集團的總收入由截至二零二一年十二月三十一日止年度的人民幣10,289.4百萬元增加約9.9%至截至二零二二年十二月三十一日止年度的人民幣11,312.0百萬元。銷售水果及其他食品的收入佔本集團總收入的大部分，分別約佔二零二一年及二零二二年總收入的97.1%及97.1%。

The Group's total revenue increased by approximately 9.9% from RMB10,289.4 million for the year ended December 31, 2021 to RMB11,312.0 million for the year ended December 31, 2022. Revenue generated from sales of fruits and other food products represented the majority portion of the Group's total revenue, representing approximately 97.1% and 97.1% of total revenue in 2021 and 2022, respectively.

本集團主要透過線下門店網絡(包括通過我們自行招募或通過區域代理引薦的加盟商開設的加盟門店及自營門店)分銷水果及其他食品。其亦通過線上渠道進行分銷。此外，其從事向若干主要客戶的直銷及小規模從事批發業務。

The Group mainly distributes fruits and other food products through offline store network, comprising franchised stores operated by franchisees recruited by itself or referred by its regional dealers and self-operated stores. It also distributes through online channels. In addition, it engages in direct sales to certain major customers and on a small scale, it engages in wholesale business.



管理層討論及分析

MANAGEMENT DISCUSSION AND ANALYSIS


下表載列截至二零二一年及二零二二年十二月三十一日止年度本集團按分銷渠道劃分的水果及其他食品銷售收入明細，分別以絕對金額以及佔水果及其他食品銷售收入的百分比列示。

The following table sets forth a breakdown of the Group's revenue from sales of fruits and other food products by distribution channels, each expressed in the absolute amount and as a percentage of revenue from sales of fruits and other food products, for the years ended December 31, 2021 and 2022, respectively.

		截至十二月三十一日止年度 Year Ended December 31,			
		二零二二年 2022		二零二一年 2021	
		人民幣千元 RMB'000	%	人民幣千元 RMB'000	%
加盟門店	Franchised stores	8,851,461	80.6%	8,127,061	81.3%
自營門店	Self-operated stores	61,062	0.6%	48,296	0.5%
區域代理	Regional dealers	1,072,740	9.7%	968,022	9.7%
直銷	Direct sales	723,782	6.6%	522,750	5.2%
線上渠道	Online channels	272,719	2.5%	325,629	3.3%
總計	Total	10,981,764	100.0%	9,991,758	100.0%

銷售水果及其他食品的收入增加主要是由於(i)本集團零售門店總數由截至二零二一年十二月三十一日的5,249家零售門店淨增加7.6%至截至二零二二年十二月三十一日的5,650家零售門店，導致來自加盟門店的水果及其他食品的銷售收入由截至二零二一年十二月三十一日止年度的人民幣8,127.1百萬元增加約8.9%至截至二零二二年十二月三十一日止年度的人民幣8,851.5百萬元，及(ii)本集團通過制定有利的定價策略加快發展直銷業務，以擴大企業客戶基礎；因此，本集團來自直接銷售的水果及其他食品的銷售收入由截至二零二一年十二月三十一日止年度的人民幣522.8百萬元增加約38.5%至截至二零二二年十二月三十一日止年度的人民幣723.8百萬元。

The increase in revenue from sales of fruits and other food products was primarily due to (i) net increase in number of the Group's total retail stores by 7.6% from 5,249 retail stores as of December 31, 2021 to 5,650 retail stores as of December 31, 2022, which led to an increase in revenue from sales of fruits and other food products derived by franchised stores by approximately 8.9% from RMB8,127.1 million for the year ended December 31, 2021 to RMB8,851.5 million for the year ended December 31, 2022, and (ii) the acceleration of the development of the Group's direct sales business by establishing favorable pricing strategy in order to expand its corporate customer base; as a result, the Group's revenue from sales of fruits and other food products derived from direct sales increased by approximately 38.5% from RMB522.8 million for the year ended December 31, 2021 to RMB723.8 million for the year ended December 31, 2022.



管理層討論及分析

MANAGEMENT DISCUSSION AND ANALYSIS

銷售成本

銷售成本由截至二零二一年十二月三十一日止年度的人民幣9,132.9百萬元增加約9.5%至截至二零二二年十二月三十一日止年度的人民幣9,997.7百萬元，主要是由於已售存貨成本增加。已售存貨成本佔本集團銷售成本的大部分，分別佔截至二零二一年及二零二二年十二月三十一日止年度本集團銷售成本總額的約95.3%及95.2%。已售存貨成本增加與水果及其他食品銷售收入波動一致。

毛利及毛利率

由於以上所述，本集團的毛利由截至二零二一年十二月三十一日止年度的人民幣1,156.4百萬元增加約13.6%至截至二零二二年十二月三十一日止年度的人民幣1,314.3百萬元。本集團的毛利率由截至二零二一年十二月三十一日止年度的11.2%增加至截至二零二二年十二月三十一日止年度的11.6%。

其他收入

本集團的其他收入由截至二零二一年十二月三十一日止年度的人民幣34.6百萬元增加約18.1%至截至二零二二年十二月三十一日止年度的人民幣40.8百萬元。該增加主要是由於與銀行借款產生的財務成本相關補貼有關的政府補貼增加人民幣10.1百萬元所致，部分被提供予本集團的加盟商、區域代理及供應商的財務援助所產生的利息收入減少人民幣2.0百萬元及加盟商罰款收入(即本集團根據相關特許經營協議自加盟商收取的各種偶然性罰款)減少人民幣1.6百萬元所抵銷。

COST OF SALES

Cost of sales increased by approximately 9.5% from RMB9,132.9 million for the year ended December 31, 2021 to RMB9,997.7 million for the year ended December 31, 2022, mainly due to the increase in cost of inventories sold. Cost of inventories sold represented the majority portion of the Group's cost of sales, accounting for approximately 95.3% and 95.2% of the Group's total cost of sales for the years ended December 31, 2021 and 2022, respectively. The increase in cost of inventories sold was in line with the fluctuation in revenue from sales of fruits and other food products.

GROSS PROFIT AND GROSS PROFIT MARGIN

As a result of the foregoing, the Group's gross profit increased by approximately 13.6% from RMB1,156.4 million for the year ended December 31, 2021 to RMB1,314.3 million for the year ended December 31, 2022. The Group's gross profit margin improved from 11.2% for the year ended December 31, 2021 to 11.6% for the year ended December 31, 2022.

OTHER INCOME

The Group's other income increased by approximately 18.1% from RMB34.6 million for the year ended December 31, 2021 to RMB40.8 million for the year ended December 31, 2022. The increase was primarily due to an increase of RMB10.1 million in government grants, mainly in connection with subsidies in connection with finance costs arising from banks borrowings, partially offset by a decrease of RMB2.0 million in interest income arising from financial support provided to the Group's franchisees, regional dealers and suppliers, and a decrease of RMB1.6 million in penalty income from franchisees which represented various occasional penalty payments the Group collected from franchisees pursuant to the relevant franchise arrangements.



管理層討論及分析

MANAGEMENT DISCUSSION AND ANALYSIS

其他收益淨額

本集團的其他收益淨額由截至二零二一年十二月三十一日止年度的人民幣8.1百萬元增加約215.1%至截至二零二二年十二月三十一日止年度的人民幣25.4百萬元。該增加主要是由於以公允價值計量且其變動計入損益(「以公允價值計量且其變動計入損益」)的金融資產公允價值收入淨額(即本集團從國內知名商業銀行購入的短期結構性存款產生的利息收入)增加人民幣15.5百萬元。此外,二零二一年至二零二二年的其他收入淨額增加亦部分因於二零二二年確認的匯兌收益淨額人民幣2.9百萬元所致,而於二零二一年,匯兌虧損淨額為人民幣1.5百萬元。

銷售費用

本集團的銷售費用由截至二零二一年十二月三十一日止年度的人民幣451.7百萬元增加約10.4%至截至二零二二年十二月三十一日止年度的人民幣498.8百萬元。該增加主要是由於本集團銷售及營銷人員的平均年薪待遇及人數增加。

管理費用

本集團的管理費用由截至二零二一年十二月三十一日止年度的人民幣307.1百萬元增加約4.7%至截至二零二二年十二月三十一日止年度的人民幣321.6百萬元。該增加主要是由於本集團管理人員的平均年薪待遇增加。

研發費用

本集團的研發費用由截至二零二一年十二月三十一日止年度的人民幣139.7百萬元增加約23.8%至截至二零二二年十二月三十一日止年度的人民幣173.0百萬元。該增加主要是由於本集團研發人員的平均年薪待遇增加。

OTHER GAINS, NET

The Group's other gains, net increased by approximately 215.1% from RMB8.1 million for the year ended December 31, 2021 to RMB25.4 million for the year ended December 31, 2022. The increase was primarily due to an increase of RMB15.5 million in net fair value gains on financial assets at fair value through profit or loss (or "FVTPL"), which mainly represented interests income from the short-term structured deposits the Group purchased from domestic reputable commercial banks. In addition, the increase in other gains, net from 2021 to 2022 was also partially due to exchange gains, net in the amount of RMB2.9 million recognized in 2022, while in 2021, exchange losses, net was RMB1.5 million.

SELLING EXPENSES


The Group's selling expenses increased by approximately 10.4% from RMB451.7 million for the year ended December 31, 2021 to RMB498.8 million for the year ended December 31, 2022. The increase was primarily due to an increase in the average annual salary package and headcounts of the Group's sales and marketing staff.

ADMINISTRATIVE EXPENSES

The Group's administrative expenses increased by approximately 4.7% from RMB307.1 million for the year ended December 31, 2021 to RMB321.6 million for the year ended December 31, 2022. The increase was primarily due to an increase in the average annual salary package of the Group's administrative staff.

RESEARCH AND DEVELOPMENT EXPENSES

The Group's research and development expenses increased by approximately 23.8% from RMB139.7 million for the year ended December 31, 2021 to RMB173.0 million for the year ended December 31, 2022. The increase was primarily due to an increase in the average annual salary package of the Group's research and development staff.



管理層討論及分析

MANAGEMENT DISCUSSION AND ANALYSIS

金融資產減值虧損撥備淨額

二零二一年及二零二二年的金融資產減值虧損淨額主要為貿易及其他應收款項的一般預期信貸虧損。截至二零二一年及二零二二年十二月三十一日止年度，金融資產減值虧損撥備淨額分別為人民幣5.4百萬元及人民幣2.2百萬元。

財務成本淨額

財務收入由截至二零二一年十二月三十一日止年度的人民幣24.1百萬元增加約31.9%至截至二零二二年十二月三十一日止年度的人民幣31.8百萬元，主要是由於銀行存款產生利息收入。

財務成本由截至二零二一年十二月三十一日止年度的人民幣78.2百萬元增加約7.1%至截至二零二二年十二月三十一日止年度的人民幣83.7百萬元，主要是由於與本集團的銀行借款及租賃負債有關的利息開支增加。

分佔於聯營公司及合營企業收益淨額

本集團不時以少數股權方式對公司進行投資，例如初創公司，包括專門從事農業技術及設備開發或提供種植管理諮詢解決方案的公司，以利用其學術或技術專長來補充本集團的自有研發能力。

截至二零二一年及二零二二年十二月三十一日止年度，本集團錄得的分佔於聯營公司及合營企業收益淨額分別為人民幣16.5百萬元及人民幣13.3百萬元。

NET PROVISION OF IMPAIRMENT LOSS ON FINANCIAL ASSETS

Net impairment losses on financial assets in 2021 and 2022 mainly represented a general expected credit loss on trade and other receivables. Net provision of impairment losses on financial assets amounted to RMB5.4 million and RMB2.2 million for the years ended December 31, 2021 and 2022, respectively.

FINANCE COST, NET

Finance income increased by approximately 31.9% from RMB24.1 million for the year ended December 31, 2021 to RMB31.8 million for the year ended December 31, 2022, which was mainly attributable to interest income arising from bank deposits.

Finance costs increased by approximately 7.1% from RMB78.2 million for the year ended December 31, 2021 to RMB83.7 million for the year ended December 31, 2022, which was mainly attributable to an increase in interest expense in connection with the Group's bank borrowings and lease liabilities.

SHARE OF PROFIT OF ASSOCIATES AND JOINT VENTURES, NET

The Group from time to time makes minority investments in companies, such as start-ups specializing in agricultural technique and equipment development or delivering cultivation management consulting solutions, to leverage their academic or technical expertise to supplement the Group's in-house research capabilities.

For the year ended December 31, 2021 and 2022, the Group recorded share of profit of associates and joint ventures, net of RMB16.5 million and RMB13.3 million, respectively.



管理層討論及分析

MANAGEMENT DISCUSSION AND ANALYSIS

除所得稅前利潤

由於以上所述，本集團截至二零二二年十二月三十一日止年度錄得除所得稅前利潤人民幣346.4百萬元，較截至二零二一年十二月三十一日止年度的人民幣257.5百萬元增加約34.5%。

所得稅費用

所得稅費用由截至二零二一年十二月三十一日止年度的人民幣36.2百萬元增加約11.2%至截至二零二二年十二月三十一日止年度的人民幣40.2百萬元，主要是由於本集團的應課稅收入增加。本集團於二零二二年的除所得稅前利潤及其應課稅收入的增量幅度差異主要由於本集團若干附屬公司於截至二零二二年十二月三十一日止年度享有稅收優惠及免稅所致。

年內利潤

由於以上所述，本集團的淨利潤由截至二零二一年十二月三十一日止年度的人民幣221.4百萬元增加約38.3%至截至二零二二年十二月三十一日止年度的人民幣306.1百萬元。本集團的淨利潤率由截至二零二一年十二月三十一日止年度的2.2%提高至截至二零二二年十二月三十一日止年度的2.7%。

PROFIT BEFORE INCOME TAX


As a result of the foregoing, the Group recorded profit before tax of RMB346.4 million for the year ended December 31, 2022, increased by approximately 34.5% from RMB257.5 million for the year ended December 31, 2021.

INCOME TAX EXPENSE

Income tax expense increased by approximately 11.2% from RMB36.2 million for the year ended December 31, 2021 to RMB40.2 million for the year ended December 31, 2022, primarily due to the increase in the Group's taxable income. The difference in magnitude of the increment in the Group's profit before income tax and its taxable income in 2022 was primarily because some of the Group's subsidiaries enjoyed preferential tax treatments and tax exemptions during the year ended December 31, 2022.

PROFIT FOR THE YEAR

As a result of the foregoing, the Group's net profit increased by approximately 38.3% from RMB221.4 million for the year ended December 31, 2021 to RMB306.1 million for the year ended December 31, 2022. The Group's net profit margin increased from 2.2% for the year ended December 31, 2021 to 2.7% for the year ended December 31, 2022.



管理層討論及分析

MANAGEMENT DISCUSSION AND ANALYSIS

非香港財務報告準則計量 — 經調整純利及經調整純利率

為補充本集團根據香港財務報告準則呈列的合併財務資料，本集團呈列經調整純利及經調整純利率（各自為非香港財務報告準則計量）作為額外財務計量。經調整純利界定為扣除上市費用前的年內利潤，並按相關年度的純利加回上市開支計算。經調整淨利潤率乃按年內經調整淨利潤除以有關年度的總收入計算。上市費用指有關本集團於二零二三年初完成的全球發售及上市及其先前上市籌備的費用。

本集團使用未經審計非香港財務報告準則計量作為額外財務計量，以補充合併財務資料及透過撇除本集團認為並非本集團業務表現指標的若干非經常性項目的影響評估本集團的財務表現。本集團經營所在行業的其他公司的非香港財務報告準則計量可能與本集團不同。非香港財務報告準則計量並非香港財務報告準則項下經營表現或流動資金的計量，且不應被視為替代或優於香港財務報告準則項下除稅前利潤或經營活動所得現金流量。

非香港財務報告準則計量作為分析工具存在局限性，閣下不應視其為獨立於或可替代本集團根據香港財務報告準則所呈報業績的分析。本集團呈列該非香港財務報告準則項目不應被視為本集團未來業績將不受不尋常或非經常性項目影響的推斷。

NON-HKFRS MEASURES – ADJUSTED NET PROFIT AND ADJUSTED NET PROFIT MARGIN

To supplement the Group's consolidated financial information, which are presented in accordance with HKFRS, the Group presents adjusted net profit and adjusted net profit margin, each a non-HKFRS measure, as additional financial measures. Adjusted net profit is defined as profit for the year before listing expenses and is calculated by adding back the listing expenses to net profit for the relevant year. Adjusted net profit margin is calculated as adjusted net profit for the year divided by total revenue for the relevant year. Listing expenses represents expenses in relation to the Group's Global Offering and Listing completed in early 2023 and its previous listing preparation.

The Group uses unaudited non-HKFRS measures as an additional financial measure to supplement the consolidated financial information and to evaluate the financial performance of the Group by eliminating the impact of certain non-recurring item that the Group does not consider indicative of the performance of the business of the Group. Other companies in the industry the Group operates in may calculate the non-HKFRS measures differently than the Group does. The non-HKFRS measures are not a measure of operating performance or liquidity under HKFRS and should not be considered as a substitute for, or superior to, profit before tax or cash flow from operating activities in accordance with HKFRS.

The non-HKFRS measures have limitation as an analytical tool, and you should not consider it in isolation or as a substitute for analysis of the Group's results as reported under HKFRS. The Group's presentation of this non-HKFRS item should not be construed as an inference that the Group's future results will be unaffected by unusual or non-recurring items.



管理層討論及分析

MANAGEMENT DISCUSSION AND ANALYSIS

下表載列於所示年度根據香港財務報告準則計算的年內利潤及純利率分別與經調整純利及經調整純利率的對賬。

The table below sets forth the reconciliation of profit and net profit margin for the year under HKFRS to adjusted net profit and adjusted net profit margin, respectively, for the year indicated.

		截至十二月三十一日止年度 Year ended December 31,	
		二零二二年 2022	二零二一年 2021
		人民幣千元 RMB'000	人民幣千元 RMB'000
年內利潤(根據香港財務報告準則所呈報)	Profit for the year (as reported under HKFRS)	306,137	221,363
加:	Add:		
與先前籌備上市有關的上市費用	Listing expenses in connection with previous listing preparation	–	13,157
與全球發售及上市有關的上市費用	Listing expenses in connection with the Global Offering and Listing	32,250	16,350
年內經調整淨利潤 (非香港財務報告準則計量)	Adjusted net profit for the year (non-HKFRS measure)	338,387	250,870
淨利潤率(根據香港財務報告準則所呈報)	Net profit margin (as reported under HKFRS)	2.7%	2.2%
經調整淨利潤率(非香港財務報告準則計量)	Adjusted net profit margin (non-HKFRS measure)	3.0%	2.4%

流動資金及資金來源


截至二零二二年十二月三十一日止年度，本集團主要通過經營活動、本公司股東出資及銀行借貸為經營提供資金。

此外，本公司於二零二三年第一季度完成全球發售及上市，並收到所得款項淨額約474.0百萬港元(包括部分行使超額配股權而獲得的所得款項淨額)。本集團目前有意主要以其自身的內部資源為其擴張及業務經營撥付資金，並有意動用自全球發售收到的所得款項淨額。

LIQUIDITY AND CAPITAL RESOURCES

For the year ended December 31, 2022, the Group financed its operations primarily through cash generated from its business operations, capital contributions by the Shareholders and bank borrowings.

In addition, the Company completed its Global Offering and Listing in the first quarter of 2023 and received net proceeds in the amount of approximately HK\$474.0 million (including net proceeds received from the partial exercise of the over-allotment option). The Group currently intends to finance its expansion and business operation mainly by using its own internal resources, as well as to use the net proceeds received from the Global Offering.



管理層討論及分析

MANAGEMENT DISCUSSION AND ANALYSIS

資本結構

截至二零二二年十二月三十一日，本集團的資產淨值為人民幣3,019.5百萬元，而截至二零二一年十二月三十一日則為人民幣2,713.0百萬元。截至二零二二年十二月三十一日的資產淨值主要包括流動資產人民幣4,729.6百萬元、非流動資產人民幣2,080.1百萬元、流動負債人民幣3,155.3百萬元及非流動負債人民幣635.0百萬元。

截至二零二一年及二零二二年十二月三十一日，本集團的現金及現金等價物主要以人民幣計值。

現金及銀行結餘

截至二零二一年十二月三十一日，本集團的現金及銀行存款為人民幣1,188.4百萬元，而截至二零二二年十二月三十一日則為人民幣1,776.2百萬元，其包括不受限制現金及現金等價物人民幣1,485.9百萬元以及限制性銀行存款人民幣290.3百萬元。

財務風險

本集團面臨與現金及銀行結餘、銀行借款及固定利率應收貸款有關的利率風險。管理層認為整體利率風險屬不重大。本集團在銀行存有外幣現金，使本集團面臨外匯風險。本集團並無使用任何衍生合約以對沖外匯風險。管理層通過密切監控外幣匯率的變動來管理其貨幣風險，並將採取謹慎措施將貨幣折算風險降至最低。

CAPITAL STRUCTURE

As of December 31, 2022, the Group had net assets of RMB3,019.5 million, as compared to RMB2,713.0 million as of December 31, 2021. Net assets as of December 31, 2022 primarily comprised current assets of RMB4,729.6 million, non-current assets of RMB2,080.1 million, current liabilities of RMB3,155.3 million and non-current liabilities of RMB635.0 million.

As of December 31, 2021 and 2022, the cash and cash equivalents of the Group were mainly denominated in Renminbi.

CASH AND BANK BALANCES

As compared with RMB1,188.4 million as of December 31, 2021, the Group had cash and bank deposits of RMB1,776.2 million as of December 31, 2022, which was consisted of unrestricted cash and cash equivalents of RMB1,485.9 million and restricted bank deposits of RMB290.3 million.

FINANCIAL RISKS

The Group is exposed to interest rate risk in relation to its cash and bank balances, bank borrowings and fixed rate loan receivables. The management considers the overall interest rate risk is insignificant. The Group has cash at banks denominated in foreign currencies, which subject the Group to foreign exchange risk. The Group does not use any derivative contracts to hedge against its exposure to foreign exchange risk. The management manages its currency risk by closely monitoring the movement of the foreign currency rates and will take prudent measures to minimize the currency translation risk.



管理層討論及分析

MANAGEMENT DISCUSSION AND ANALYSIS

全球發售的所得款項用途

截至二零二二年十二月三十一日止年度，本集團未收取任何全球發售所得款項。

本公司於二零二三年第一季度完成全球發售及上市。在扣除承銷佣金及與全球發售有關的其他估計費用後，本公司自全球發售（包括部分行使超額配股權）籌得的所得款項淨額約為474.0百萬港元，分別由全球發售所籌得的422.6百萬港元（行使任何超額配股權前）及根據行使部分超額配股權而發行股份所籌得的51.4百萬港元組成。

本集團擬按招股章程中「未來計劃及所得款項用途」一節所披露的方式使用其全球發售所得淨款項。

債務

截至二零二二年十二月三十一日，本集團擁有非定期銀行借貸總額人民幣103.8百萬元及短期銀行借貸人民幣1,231.2百萬元。該等未償還銀行借款以人民幣計值及大部分以固定利率計息，其餘部分以浮動利率計息。

本集團使用資產負債比率（資產負債比率 = 年末借貸總額 / 總權益再乘以100%）以監控其資本結構。本集團的資產負債比率由截至二零二一年十二月三十一日的53.5%下降至截至二零二二年十二月三十一日的44.2%，主要是由於償還銀行借款令貸款結餘由截至二零二一年十二月三十一日的人民幣1,452.5百萬元減少人民幣117.6百萬元至截至二零二二年十二月三十一日的人民幣1,334.9百萬元。

USE OF PROCEEDS FROM THE GLOBAL OFFERING

The Group had not received any proceeds from the Global Offering for the year ended December 31, 2022.


The Company completed its Global Offering and Listing in the first quarter of 2023. Net proceeds the Company raised from the Global Offering (including the partial exercise of the over-allotment option), after deducting the underwriting commission and other estimated expenses in connection with the Global Offering amounted to approximately HK\$474.0 million, comprising HK\$422.6 million raised from the Global Offering (before the exercise of over-allotment option) and HK\$51.4 million from the issue of shares pursuant to the partial exercise of the over-allotment option, respectively.

The Group intends to utilize the net proceeds from the Global Offering in the manner as disclosed in the section headed "Future Plans and Use of Proceeds" in the Prospectus.

INDEBTEDNESS

As of December 31, 2022, the Group had an aggregate non-current bank borrowings of RMB103.8 million and short-term bank borrowings of RMB1,231.2 million. Such outstanding bank borrowings were denominated in Renminbi and the majority portion was at fixed interest rates with the remaining at variable interest rates.

The Group uses the gearing ratio (gearing ratio = total borrowings / total equity at the end of year and multiplied by 100%) to monitor its capital structure. The Group's gearing ratio decreased from 53.5% as of December 31, 2021 to 44.2% as of December 31, 2022, which was primarily due to repayments of bank borrowing which led to a decreased in loan balances by RMB117.6 million from RMB1,452.5 million as of December 31, 2021 to RMB1,334.9 million as of December 31, 2022.



管理層討論及分析

MANAGEMENT DISCUSSION AND ANALYSIS

抵押資產

截至二零二二年十二月三十一日，本集團就其銀行借款抵押使用權資產人民幣50.9百萬元及本集團分類為物業、廠房及設備的樓宇人民幣24.6百萬元。

現金流量

截至二零二二年十二月三十一日止年度，經營活動所得現金淨額由截至二零二一年十二月三十一日止年度的人民幣283.9百萬元增加至人民幣589.2百萬元，主要是由於除所得稅項前利潤人民幣346.4百萬元，並就折舊及攤銷總額人民幣128.4百萬元及財務成本淨額人民幣52.0百萬元等若干非現金項目作為調整。影響本集團從經營活動所得現金的其他因素包括貿易應付款項以及應計費用及其他應付款項分別增加人民幣164.7百萬元及人民幣134.6百萬元。

截至二零二二年十二月三十一日止年度，投資活動所得現金淨額為人民幣619.8百萬元，而截至二零二一年十二月三十一日止年度，投資活動所用現金淨額為人民幣577.9百萬元，主要是由於截至二零二二年十二月三十一日止年度，贖回以公允價值計量且其變動計入損益的金融資產淨額人民幣436.6百萬元。而截至二零二一年十二月三十一日止年度，收購以公允價值計量且其變動計入損益的金融資產淨額人民幣623.1百萬元。

截至二零二二年十二月三十一日止年度，融資活動所用現金淨額為人民幣307.8百萬元，而截至二零二一年十二月三十一日止年度，融資活動所得現金淨額為約人民幣404.0百萬元，主要是由於截至二零二二年十二月三十一日止年度償還銀行借款淨額人民幣117.6百萬元，而截至二零二一年十二月三十一日止年度的銀行借款所得款項淨額為人民幣523.0百萬元。

PLEDGED ASSETS

As of December 31, 2022, the Group's right-of-use assets of RMB50.9 million and the Group's building classified under property, plant and equipment of RMB24.6 million were pledged as collateral for the Group's bank borrowings.

CASH FLOWS

For the year ended December 31, 2022, net cash generated from operating activities increased to RMB589.2 million from RMB283.9 million for the year ended December 31, 2021, which was mainly attributable to profit before income tax of RMB346.4 million, adjusted for certain non-cash items such as depreciation and amortization in the aggregate amount of RMB128.4 million and finance cost, net of RMB52.0 million. Additional factors that affected the Group's cash generated from operating activities included an increase in trade payables and accruals and other payables of RMB164.7 million and RMB134.6 million, respectively.

For the year ended December 31, 2022, net cash generated from investing activities was RMB619.8 million, while net cash used in investing activities was RMB577.9 million for the year ended December 31, 2021, which was mainly attributable to net redemption of financial assets at FVTPL of RMB436.6 million for the year ended December 31, 2022 compared to the net acquisition of financial assets at FVTPL of RMB623.1 million for the year ended December 31, 2021.

For the year ended December 31, 2022, net cash used in financing activities was RMB307.8 million, while the cash generated from financing activities was RMB404.0 million for the year ended December 31, 2021, which was mainly attributable to net repayments of bank borrowings of RMB117.6 million for the year ended December 31, 2022 compared to net proceeds from bank borrowings of RMB523.0 million for the year ended December 31, 2021.



管理層討論及分析

MANAGEMENT DISCUSSION AND ANALYSIS

金融資產、資本及投資管理

本集團不時投資理財產品(主要為結構性存款),以更方便現金管理。結構性存款為保本型產品,通常有固定的短期期限,並可在各自的到期日贖回,因此本質上風險相對較低。本集團的結構性存款列賬為以公允價值計量且其變動計入損益的金融資產。在較小程度上,本集團亦錄得以公允價值計量且其變動計入損益的長期金融資產的公允價值收入,即主要為與相關協議項下可轉換為借款人股權的貸款有關的可轉換債務。此外,本集團亦錄得以公允價值計量且其變動計入其他合併收益的金融資產,包括(i)非上市股本證券及(ii)本集團投資於其認為具備發展潛力的公司的上市股本證券。

截至二零二二年十二月三十一日止年度,本集團擁有(i)結構性存款(列為以公允價值計量且其變動計入損益的金融資產)人民幣623.8百萬元(二零二一年:人民幣1,040.0百萬元);(ii)以公允價值計量且其變動計入損益的其他金融資產人民幣86.6百萬元(二零二一年:人民幣82.3百萬元);及(iii)以公允價值計量且其變動計入其他合併收益的金融資產人民幣18.4百萬元(二零二一年:人民幣10.9百萬元)。

本集團已實施資本及投資政策以監控及控制與投資活動相關的風險。本集團一般只在有剩餘現金時才投資於理財產品,原則上僅有權投資於低風險及高流動性產品,且該等投資應屬非投機性質。本集團的資本及投資政策亦規定了選擇投資項目的標準,以及每項建議投資項目應經過的詳細審查程序。

鑒於低利率趨勢下賺取較活期儲蓄或定期存款利率相對高的回報的裨益,以及結構性存款的保本性質及於相對短期內到期,董事認為,結構性存款對本集團的風險為小,且結構性存款的條款及條件屬公平合理,且符合本公司及其股東的整體利益。


FINANCIAL ASSETS, CAPITAL AND INVESTMENT MANAGEMENT

The Group from time to time invests in wealth management products, primarily structured deposits, in order to better facilitate its cash management. Structured deposits were principal-protected products which typically had a fixed short term and may be redeemed upon had their respective expiry dates, therefore, were relatively low risk in nature. The Group's structured deposits were accounted as financial assets measured at FVTPL. To a lesser extent, the Group also recorded fair value gains on long-term financial assets at FVTPL which mainly represented convertible debts in connection with loans convertible to equity interests in the borrowers pursuant to the relevant agreements. Moreover, the Group also recorded financial assets at FVOCI, which comprised (i) unlisted equity securities and (ii) listed equity securities whereby the Group invested in companies that it considered have development potentials.

As of December 31, 2022, the Group had (i) structured deposits which accounted for as financial assets at FVTPL of RMB623.8 million (2021: RMB1,040.0 million), (ii) other financial assets at FVTPL of RMB86.6 million (2021: RMB82.3 million), and (iii) financial assets at FVOCI of RMB18.4 million (2021: RMB10.9 million).

The Group has implemented capital and investment policies to monitor and control the risks relating to its investment activities. The Group generally only makes investments in asset management products when it has surplus cash, and in principle, is only entitled to invest in products with low-risk and high liquidity, and such investments should be non-speculative in nature. The Group's capital and investment policies also specify the criteria for selecting investments to be considered and the detailed review procedures that each proposed investment shall go through.

In view of an upside of earning a relatively higher return than current saving or fixed deposit rate under the low interest rate trend, as well as the principal-protected nature and a relatively short term of maturity of the structured deposits, the Directors are of the view that the structured deposits pose little risk to the Group and the terms and conditions of each of the structured deposits are fair and reasonable and are in the interests of the Company and its Shareholders as a whole.



管理層討論及分析

MANAGEMENT DISCUSSION AND ANALYSIS

資本開支

截至二零二二年十二月三十一日止年度，本集團的資本開支為人民幣165.0百萬元，主要用於支付本集團位於中國深圳市鹽田區在建的新辦公樓。

本集團主要通過經營所得現金及銀行借款為我們的資本開支提供資金。自二零二三年起，亦可能將全球發售所得款項用於為資本開支提供資金。

或有負債及擔保

截至二零二二年十二月三十一日，本集團並無任何重大未記錄的或有負債、擔保或任何針對本集團的訴訟。

附屬公司、聯營公司及合營企業的重大投資、重大收購以及出售

於二零二二年，本公司並無附屬公司、聯營公司及合營企業的重大投資、重大收購以及出售。

此外，除招股章程中「業務」及「未來計劃及所得款項用途」各節所披露的擴張計劃外，本集團目前並無涉及重大資產或其他業務的重大投資或收購，或出售附屬公司、聯營公司及合營企業的任何具體計劃。然而，本集團將繼續物色新的業務開發機會。

CAPITAL EXPENDITURE

The Group's capital expenditures amounted to RMB165.0 million for the year ended December 31, 2022, mainly for the payments of construction in progress of the Group's new office building located in Yantian District, Shenzhen, China.

The Group financed its capital expenditures primarily with cash generated from operations and bank borrowings. Since 2023 and onwards, the Group may also use the proceeds raised from the Global Offering to finance its capital expenditures.

CONTINGENT LIABILITIES AND GUARANTEES

As of December 31, 2022, the Group did not have any significant unrecorded contingent liabilities, guarantees or any litigation against it.

MATERIAL INVESTMENTS, MATERIAL ACQUISITIONS, AND DISPOSALS OF SUBSIDIARIES, ASSOCIATES AND JOINT VENTURES

In 2022, the Company had no material investments, material acquisitions or disposals of subsidiaries, associates and joint ventures.

In addition, save for the expansion plans as disclosed in the sections headed "Business" and "Future Plans and Use of Proceeds" in the Prospectus, the Group currently has no specific plan for material investment in or acquisition of major assets or other business, or disposal of subsidiaries, associates and joint ventures. However, the Group will continue to identify new opportunities for business development.



管理層討論及分析

MANAGEMENT DISCUSSION AND ANALYSIS

週轉率

存貨平均週轉天數由二零二一年的10.1天略微增加至二零二二年的10.7天。

貿易應收款項平均週轉天數由二零二一年的43.4天減少至二零二二年的36.7天，主要是由於我們主動收款。

貿易應付款項平均週轉天數由二零二一年的13.0天增加至二零二二年的15.6天，主要是由於本集團批發業務的採購由二零二一年底延長至二零二二年初，而其通常於每年年底完成（二零一九年及二零二零年的週轉天數分別為16.0天及15.5天）。

僱員及僱員福利開支

截至二零二二年十二月三十一日，本集團共有3,006名僱員，其中約21.2%來自營銷部門，18.2%來自運營及門店管理部門，17.6%來自生產及物流部門以及16.3%來自IT部門。

本集團高度重視人才的發展及儲備，以支持可持續性發展。其為管理層及其他員工建立了完善的人才培養系統。本集團提供全方位的人才培養計劃，分別培養綜合管理、上游種植及市場運營各領域英才。

本集團已開發出一套績效評估系統，用來每年評估其僱員的表現，這構成了釐定僱員可能收取的薪酬水準、獎金及晉升的基準。銷售及營銷人員亦可根據彼等完成的銷售目標，經計及相關期間相同區域市場的門店整體銷售表現收取獎金。

於二零二二年，本集團產生的僱員福利開支總額為人民幣717.8百萬元，佔本集團同年總收入的約6.3%。

TURNOVER RATIOS

Average inventory turnover days slightly increased from 10.1 days in 2021 to 10.7 days in 2022.

Average trade receivables turnover days decreased from 43.4 days in 2021 to 36.7 days in 2022, primarily due to our proactive payment collection.

Average trade payables turnover days increased from 13.0 days in 2021 to 15.6 days in 2022, primarily due to the procurements for the Group's wholesale business extended from the end of 2021 to early 2022 while it was usually completed by end of each year (turnover days of 16.0 days and 15.5 days in 2019 and 2020, respectively).


EMPLOYEES AND EMPLOYEE BENEFIT EXPENSES

As of December 31, 2022, the Group had a total of 3,006 employees, among which approximately 21.2% were from marketing department, 18.2% were from operating and store management department, 17.6% were from production and logistics department and 16.3% were from IT department.

The Group attaches great importance to the development and retention of talents to support the sustainable growth. It has established a comprehensive talent training system for its management and other employees. It offers all-round talent training programs, respectively focusing on developing talents in various fields of general management, upstream planting and market operation.

The Group has developed a performance evaluation system to assess the performance of its employees annually, which forms the basis for determining the salary levels, bonuses and promotions an employee may receive. Sales and marketing personnel may also receive bonuses based on the sales targets they accomplish, by taking into account the overall sales performance of the stores in the same regional market in the relevant period.

In 2022, the Group incurred total employee benefit expenses of RMB717.8 million, representing approximately 6.3% of total revenue of the Group for the same year.



管理層討論及分析

MANAGEMENT DISCUSSION AND ANALYSIS

主要供應商及主要客戶

截至二零二二年十二月三十一日止年度，按總金額計，自本集團最大供應商作出的採購額分別佔本集團同年採購成本總額的約7.5%，而自其前五大供應商作出的採購總額合共佔本集團同年採購成本總額的20.4%。

截至二零二二年十二月三十一日止年度，本集團最大客戶貢獻的收入佔本集團同年總收入的約1.8%，而其前五大客戶貢獻的總收入佔本集團同年總收入的約8.2%。前五大客戶全部為本集團的加盟商。

儲備

截至二零二二年十二月三十一日，本公司可供分派予股東的儲備為約人民幣390.0百萬元。

MAJOR SUPPLIERS AND MAJOR CUSTOMERS

For the year ended December 31, 2022, purchases from the Group's largest supplier in terms of dollar amount accounted for approximately 7.5% of total purchase cost of the Group for the same year, and the aggregate purchases from its top five suppliers in aggregate accounted for 20.4% of total purchase cost of the Group for the same year.

For the year ended December 31, 2022, revenue contributed by the Group's largest customer accounted for approximately 1.8% of total revenue of the Group for the same year, and the aggregate revenue contributed by its top five customers accounted for approximately 8.2% of total revenue of the Group for the same year. All top five customers were the Group's franchisees.

RESERVES

As of December 31, 2022, the Company's reserves available for distribution to Shareholders amounted to approximately RMB390.0 million.



董事、監事及高級管理人員履歷

BIOGRAPHIES OF DIRECTORS, SUPERVISORS AND SENIOR MANAGEMENT

董事

執行董事

余惠勇先生，54歲，自本公司成立起擔任執行董事兼董事長。彼亦為本集團創始人之一。余先生於生鮮食品行業擁有約30年經驗。余先生憑藉其豐富經驗，主要負責管理本集團股東大會決議案實施情況及制定本集團整體戰略。此外，余先生亦分別自二零二零年七月、二零一九年一月及二零二二年二月起擔任本集團若干附屬公司（即百果種業、百果品牌及深圳三個零的）（執行）董事。此外，余先生亦分別自二零一七年三月及二零一八年十月起擔任本集團若干附屬公司（即優果聯及優農道）的董事長。

余先生在成立本公司前已積累豐富的農業經驗。余先生於一九九五年十二月至二零零一年八月於一家主要從事綠色食品零售的公司深圳市愛地綠色食品總匯有限公司擔任配送中心經理。於一九九一年七月至一九九四年四月，彼擔任江西省農業科學院食用菌研究所研究員。

余先生於一九九一年七月畢業於中國江西農業大學，獲得園藝專業畢業證書。

徐艷林女士，53歲，為本公司執行董事兼總經理。徐女士主要負責管理本集團整體業務運營。徐女士於二零零二年八月加入本公司擔任行政部文員，並於二零零六年二月晉升為本公司總經理。

此外，自二零二一年十月起，徐女士亦擔任深圳市鹽田區第六屆政協委員。徐女士亦自二零一七年五月起擔任深圳果道耘心教育諮詢有限公司（一家主要從事提供教育管理諮詢服務及會議服務的公司）的執行董事，負責提供戰略建議。

DIRECTORS

EXECUTIVE DIRECTORS


Mr. YU Huiyong (余惠勇), aged 54, has been an executive Director and the chairman of our Board since the establishment of our Company. He is also one of the founders of our Group. Mr. Yu has about 30 years of experience in the fresh food industry. With his extensive experience, he is principally responsible for overseeing the implementation of general meeting resolutions and formulating the overall strategies of our Group. In addition, Mr. Yu has also been the (executive) director of certain subsidiaries of our Group, namely Pagoda Seeds, Pagoda Brand and Shenzhen Sangeling since July 2020, January 2019 and February 2022, respectively. Further, Mr. Yu has also been the chairman of the board of certain subsidiaries of our Group, namely Youguolian and Younongdao since March 2017 and October 2018, respectively.

Mr. Yu had built up extensive experience in the agricultural industry prior to founding our Company. From December 1995 to August 2001, Mr. Yu was a manager at the distribution center of Shenzhen Aidi Green Food Center Co., Ltd.* (深圳市愛地綠色食品總匯有限公司), a company principally engaged in the retail of green food. From July 1991 to April 1994, he was a research fellow in Edible Fungi Institute of Jiangxi Academy of Agricultural Sciences (江西省農業科學院).

Mr. Yu received his graduation certificate in horticulture from Jiangxi Agricultural University (江西農業大學), the PRC, in July 1991.

Ms. XU Yanlin (徐艷林), aged 53, is an executive Director and general manager of our Company. Ms. Xu is principally responsible for overseeing the overall business operation of our Group. Ms. Xu joined our Company in August 2002 as a clerk of the administration department and was promoted to be the general manager of our Company in February 2006.

In addition, Ms. Xu has also been a member of the 6th Chinese People's Political Consultative Conference National Committee of Yantian District, Shenzhen (深圳市鹽田區第六屆政協委員) since October 2021. Since May 2017, Ms. Xu has also been an executive director of Shenzhen Guodao Yunxin Education Consulting Co., Ltd. (深圳果道耘心教育諮詢有限公司), a company principally engaged in the provision of education management consulting services and meeting services, where she is responsible for giving strategic advice.



董事、監事及高級管理人員履歷

BIOGRAPHIES OF DIRECTORS, SUPERVISORS AND SENIOR MANAGEMENT

徐女士自一九八九年六月至一九九七年九月於江西省上饒地區德興市香屯學校(一所中國公立初中)擔任英語教師。

From June 1989 to September 1997, Ms. Xu worked as an English teacher in Xiangtun School, Dexing City, Shangrao District, Jiangxi Province (江西省上饒地區德興市香屯學校), a public junior high school in China.

徐女士於一九八九年七月於中國上饒師範專科學校獲得英語專業深造文憑。

Ms. Xu received graduate diploma in English from Shangrao Normal University (上饒師範專科學校), the PRC, in July 1989.

田錫秋先生，49歲，擔任執行董事兼副董事長。田先生主要負責協助制定本集團整體發展策略。田先生曾於二零零一年十二月至二零零八年七月擔任本公司董事，並於二零一五年八月重新加入本公司擔任董事。彼於二零二零年三月調任為執行董事兼副董事長。此外，自二零一五年七月起，田先生亦於江西王品(本公司的附屬公司)擔任董事長，負責執行股東大會及董事會通過的決議案。

Mr. TIAN Xiqiu (田錫秋), aged 49, is an executive Director and vice-chairman of our Board. Mr. Tian is principally responsible for assisting in formulating the overall development strategies of our Group. Mr. Tian served as a Director of our Company from December 2001 to July 2008 and re-joined us in August 2015 as a Director. He was re-designated as an executive Director and vice-chairman in March 2020. In addition, since July 2015, Mr. Tian is also the chairman of Jiangxi Wangpin, a subsidiary of our Company, where he is responsible for executing resolutions of general meetings and the board.

除在本集團擔任董事職務外，自二零一二年六月起，田先生於王品果業實業發展(深圳)有限公司擔任董事。於重新加入本集團前，田先生於二零零八年七月至二零一五年八月經營其自有水果業務。自二零二一年九月起，田先生亦擔任深圳市鹽田區第六屆人民代表大會代表。

In addition to directorship held within our Group, since June 2012, Mr. Tian has been a director of Wangpin Pagoda Industrial Development (Shenzhen) Co., Ltd.* (王品果業實業發展(深圳)有限公司). Prior to re-joining our Group, Mr. Tian operated his own fruits business from July 2008 to August 2015. Mr. Tian has also been a representative of the 6th People's Congress of Yantian District, Shenzhen (深圳市鹽田區第六屆人民代表大會代表) since September 2021.

於二零一一年十一月至二零一四年九月，田錫秋先生於中國北京大學學習工商管理課程。

Mr. Tian Xiqiu attended courses in business administration at Peking University (北京大學), the PRC, from November 2011 to September 2014.

焦岳先生，36歲，擔任本公司執行董事兼常務副總經理。焦先生主要負責管理本集團日常業務運營。此外，自二零一九年四月起，焦先生一直為百果心享總經理，負責管理整體業務運營。

Mr. JIAO Yue (焦岳), aged 36, is an executive Director and executive deputy general manager of our Company. Mr. Jiao is principally responsible for overseeing the day-to-day business operation of our Group. In addition, since April 2019, Mr. Jiao has been the general manager of Pagoda Xinxiang, where he is responsible for overseeing the overall business operation.

焦先生亦曾擔任管理層職務。於二零一五年五月至二零一六年九月，焦先生曾於聚鮮(北京)科技有限公司擔任首席執行官，負責管理整體業務運營。於二零一一年四月至二零一五年五月，彼擔任友盟同欣(北京)科技有限公司副總裁，該公司主要從事計算機軟硬件的開發及推廣。

Mr. Jiao also held management positions. From May 2015 to September 2016, Mr. Jiao was the chief executive officer of Juxian (Beijing) Technology Co., Ltd.* (聚鮮(北京)科技有限公司), where he was responsible for overseeing the overall business operation. From April 2011 to May 2015, he was the vice president of Youmeng Tongxin (Beijing) Technology Co., Ltd.* (友盟同欣(北京)科技有限公司), a company principally engaged in the development and promotion of computer software and hardware.

焦先生於二零零八年七月獲得中國華南理工大學土木工程專業學士學位。

Mr. Jiao received a bachelor's degree in civil engineering from South China University of Technology (華南理工大學), the PRC, in July 2008.



董事、監事及高級管理人員履歷

BIOGRAPHIES OF DIRECTORS, SUPERVISORS AND SENIOR MANAGEMENT

朱啟東先生，48歲，擔任本公司執行董事兼副總經理。朱先生主要負責管理本集團採購、批發及銷售。此外，分別自二零一九年八月、二零一八年十二月、二零一八年十二月、二零一九年三月、二零二零年五月、二零二零年九月、二零二零年十月及二零二一年九月起，朱先生一直為本公司若干附屬公司（即百果園投資、百果園供應鏈、深圳易秒通、深圳億通、元謀原生源、海南供應鏈、百果生態投資及百芯投資）的執行董事。此外，朱先生亦分別自二零二零年十二月及二零二一年七月起擔任百果園果製品及優農道的董事。此外，朱先生亦分別自二零二零年七月及二零二一年五月起擔任百果種業及金農供應鏈的董事長。


除於本公司擔任董事職務外，朱先生自二零一九年十月起擔任海南勝傑農業發展有限公司董事，該公司主要從事農產品的生產、銷售及運輸。朱先生自二零一七年三月起擔任上海牛果農業科技有限公司董事，該公司主要從事提供農業食品及相關技術服務。加入本集團前，朱先生自一九九九年九月至二零零一年十一月擔任成都市天一展覽服務有限公司業務經理，負責組織展覽及維護客戶關係。

自二零一六年四月至二零一八年七月，朱啟東先生於中國北京大學學習工商管理課程。

Mr. ZHU Qidong (朱啟東), aged 48, is an executive Director and deputy general manager of our Company. Mr. Zhu is principally responsible for overseeing the procurement, wholesale and sales of our Group. In addition, Mr. Zhu has also been an executive director of certain subsidiaries of our Company, namely Pagoda Investment, Pagoda Supply Chain, Shenzhen Yimiaotong, Shenzhen Yitong, Yuanmou Yuanshengyuan, Hainan Supply Chain, Pagoda Ecological Investment and Baixin Investment since August 2019, December 2018, December 2018, March 2019, May 2020, September 2020, October 2020 and September 2021, respectively. In addition, Mr. Zhu has also been the director of Pagoda Fruit Products and Younongdao since December 2020 and July 2021, respectively. Further, Mr. Zhu has also been the chairman of the board of Pagoda Seeds and Jinnong Supply Chain since July 2020 and May 2021, respectively.

In addition to directorship held in our Company, since October 2019, Mr. Zhu has been a director of Hainan Shengjie Agricultural Development Co., Ltd.* (海南勝傑農業發展有限公司), a company principally engaged in the production, sales and transportation of agricultural products. Since March 2017, Mr. Zhu has been serving as a director of Shanghai Niuguo Agricultural Technology Co., Ltd.* (上海牛果農業科技有限公司), a company principally engaged in the provision of agriculture food and relevant technology services. Prior to joining our Group and from September 1999 to November 2001, Mr. Zhu worked as a business manager of Chengdu Tianyi Exhibition Service Co., Ltd.* (成都市天一展覽服務有限公司), where he was responsible for organizing exhibitions and maintaining client relationships.

Mr. Zhu Qidong attended courses in business administration at Peking University (北京大學), the PRC, from April 2016 to July 2018.



董事、監事及高級管理人員履歷

BIOGRAPHIES OF DIRECTORS, SUPERVISORS AND SENIOR MANAGEMENT

非執行董事

潘攀先生，43歲，為非執行董事。彼主要負責就本集團的運營管理提供戰略意見，並作出建議。

此外，潘先生亦為深圳天圖資本管理中心(有限合夥)的管理合夥人。自二零二一年六月以來，潘先生擔任奈雪的茶控股有限公司非執行董事，該公司為一家在聯交所上市的知名茶飲公司(股份代號：2150)。自二零一六年六月起，潘先生一直在周黑鴨國際控股有限公司擔任非執行董事，該公司為一家在聯交所上市的滷製食品公司(股份代號：1458)。此外，潘先生自二零一九年二月起擔任湖南茶悅文化產業發展集團有限公司(前稱湖南茶悅餐飲管理有限公司)的董事。此外，自二零一三年十月至二零二一年六月，潘先生曾擔任中廣天擇傳媒股份有限公司董事，該公司為一家在上海證券交易所上市的傳媒公司(股票代碼：603721)。作為上述公司的董事，潘先生代表由深圳市天圖投資管理股份有限公司直接或間接控制的投資實體，且因其於該等公司的投資而有權委任一名董事會董事。

潘先生分別於二零零二年六月及二零零四年十二月獲得中國湖南大學金融專業學士學位及金融專業碩士學位。

NON-EXECUTIVE DIRECTORS

Mr. PAN Pan (潘攀), aged 43, is a non-executive Director. He is principally responsible for giving strategic advice and making recommendations on the operation and management of our Group.

In addition, Mr. Pan is also the managing partner of Shenzhen Tiantu Capital Management Center Limited Partnership* (深圳天圖資本管理中心(有限合夥)). Since June 2021, Mr. Pan has been a non-executive director of Nayuki Holdings Limited (奈雪的茶控股有限公司), a well-known teahouse company listed on the Stock Exchange (stock code: 2150). Since June 2016, Mr. Pan has been serving as a non-executive director of Zhou Hei Ya International Holdings Company Limited (周黑鴨國際控股有限公司), a braised food company listed on the Stock Exchange (stock code: 1458). In addition, Mr. Pan has served as the director of Hunan Chayue Cultural Industry Development Group Co., Ltd. (湖南茶悅文化產業發展集團有限公司) (formerly known as Hunan Chayue Catering Management Co., Ltd. (湖南茶悅餐飲管理有限公司)) since February 2019. Moreover, from October 2013 to June 2021, Mr. Pan served as a director of Tvzone Media Co., Ltd. (中廣天擇傳媒股份有限公司), a media company listed on the Shanghai Stock Exchange (上海證券交易所) (stock code: 603721). As director of the above-mentioned companies, Mr. Pan represents investment entities directly or indirectly controlled by Tian Tu Capital Co., Ltd. (深圳市天圖投資管理股份有限公司), which is entitled to appoint a board director due to its investment in such companies.

Mr. Pan obtained a bachelor's degree in finance and a master's degree in finance from Hunan University (湖南大學), the PRC, in June 2002 and December 2004, respectively.



董事、監事及高級管理人員履歷

BIOGRAPHIES OF DIRECTORS, SUPERVISORS AND SENIOR MANAGEMENT

胡祺昊先生，44歲，本集團非執行董事。彼主要負責就本集團的運營管理提供戰略意見，並作出建議。


胡先生現於多家公司擔任董事職務。自二零一零年九月起，胡先生於長沙優活生涯教育諮詢有限公司（一家教育諮詢公司）擔任執行董事兼總經理。彼自二零一四年十月起於中金前海（深圳）私募股權基金管理有限公司（前稱中金前海發展（深圳）基金管理有限公司）擔任董事總經理。胡先生曾於多個實體擔任監事或董事職務。於二零二一年三月至二零二一年七月，胡先生於港小仙餐飲管理（南京）有限責任公司（一家主要從事提供餐飲服務的公司）擔任監事。於二零一七年一月至二零二零年四月，胡先生擔任深圳貝多芬網絡科技有限公司（一家主要從事電子商務業務的公司）董事。於二零一六年四月至二零二零年四月，胡先生擔任中海匯銀（深圳）基金管理有限公司（一家股權投資機構）董事。於二零零八年七月至二零一六年六月，胡先生於長沙智邦文化傳播有限公司擔任監事，該公司主要從事提供廣告諮詢服務。作為監事，胡先生主要負責監督高級管理層履行職責情況，作為董事，彼主要負責監督管理及運營。

胡先生分別於二零零零年七月及二零零三年七月於中國清華大學取得電機專業學士及碩士學位。

Mr. HU Qihao (胡祺昊), aged 44, is a non-executive Director. He is principally responsible for giving strategic advice and making recommendations on operation and management of our Group.

Mr. Hu is currently holding directorship in various companies. Since September 2010, Mr. Hu has been an executive director and general manager of Changsha Youhuo Shengya Education Consulting Co., Ltd.* (長沙優活生涯教育諮詢有限公司), an education consulting company. Since October 2014, he has been a managing director of CICC Qianhai Development (Shenzhen) Fund Management Co., Ltd.* (中金前海(深圳)私募股權基金管理有限公司) (formerly known as CICC Qianhai Development (Shenzhen) Fund Management Co., Ltd. (中金前海發展(深圳)基金管理有限公司)). Mr. Hu worked as a supervisor or director in various entities. From March 2021 to July 2021, Mr. Hu served as a supervisor in Gangxiaoxian Catering Management (Nanjing) Co., Ltd. (港小仙餐飲管理(南京)有限責任公司), a company principally engaged in the provision of catering services. From January 2017 to April 2020, he served as a director of Shenzhen Beethoven Network Technology Co., Ltd.* (深圳貝多芬網絡科技有限公司), a company principally engaged in e-commerce business. From April 2016 to April 2020, Mr. Hu served as a director of China Haihuiyin (Shenzhen) Fund Management Co., Ltd.* (中海匯銀(深圳)基金管理有限公司), an equity investment institution. From July 2008 to June 2016, Mr. Hu worked as a supervisor in Changsha Zhibang Culture Communications Co., Ltd.* (長沙智邦文化傳播有限公司), a company principally engaged in the provision of advertising consulting services. As a supervisor, Mr. Hu was principally responsible for supervising the performance of duties of senior management, and as a director, he was principally responsible for overseeing the management and operation.

Mr. Hu received his bachelor's degree and master's degree in electrical machinery from Tsinghua University (清華大學), the PRC, in July 2000 and July 2003, respectively.



董事、監事及高級管理人員履歷

BIOGRAPHIES OF DIRECTORS, SUPERVISORS AND SENIOR MANAGEMENT

獨立非執行董事

蔣岩波博士，56歲，本公司獨立非執行董事。彼主要負責就本公司的運營及管理提供獨立意見。

除擔任本公司董事外，自二零二一年十一月起，蔣博士一直擔任江西沐邦高科股份有限公司(前稱廣東邦寶益智玩具股份有限公司)非執行董事，該公司為一家於上海證券交易所上市，主要從事教育積木玩具的製造及銷售的公司(股票代碼：603398)。自二零二一年九月以來，蔣博士一直擔任深圳市名家匯科技股份有限公司獨立非執行董事，該公司為一家於深圳證券交易所上市，主要從事照明工程業務運營的公司(股票代碼：300506)。自二零二零年九月起，蔣博士一直擔任比亞迪股份有限公司的獨立非執行董事，該公司為一家於深圳證券交易所(股票代碼：002594)及聯交所(股份代號：1211)上市，主要從事充電電池及光伏業務的研發、製造和銷售的公司。作為一名獨立非執行董事或非執行董事，蔣博士主要負責就該等公司整體管理提供獨立的判斷及建議。

此外，自二零一七年四月至二零二三年四月，蔣博士在廣東道氏技術股份有限公司擔任獨立非執行董事，一家於深圳證券交易所上市的科技公司(股票代碼：300409)。自二零一六年八月至二零一九年二月，蔣博士在康達新材料(集團)股份有限公司(前稱上海康達化工新材料股份有限公司)擔任獨立非執行董事，一家於深圳證券交易所上市的新材料製造公司(股票代碼：002669)。自一九八九年七月起，蔣博士一直在中國江西財經大學(前稱江西財經學院)擔任多個職位，其最近的職位為法學院教授兼講師，主要負責法學院碩士生和博士生的教學和指導，以及經濟法方面的研究工作。

蔣博士於一九八七年七月在中國的江西財經大學獲得經濟學專業的學士學位，並於一九八九年六月在中國的中國政法大學獲得另一個法律專業的學士學位。此外，蔣博士於二零零八年一月在中國的江西財經大學獲經濟學專業博士學位。

INDEPENDENT NON-EXECUTIVE DIRECTORS

Dr. JIANG Yanbo (蔣岩波), aged 56, is an independent non-executive Director. He is principally responsible for providing independent advice on the operation and management of our Company.

In addition to directorship held in our Company, since November 2021, Dr. Jiang has been an non-executive director of Mubang High-tech Co., Ltd. (江西沐邦高科股份有限公司) (formerly known as Guangdong Bangbao Yizhi Toys Co., Ltd. (廣東邦寶益智玩具股份有限公司)), a company principally engaged in the manufacture and sale of educational building block toys and is listed on the Shanghai Stock Exchange (stock code: 603398). Since September 2021, Dr. Jiang has been an independent non-executive director of Shenzhen Minkave Technology Co., Ltd. (深圳市名家匯科技股份有限公司), a company principally engaged in the operation of lighting engineering business and is listed on the Shenzhen Stock Exchange (stock code: 300506). Since September 2020, Dr. Jiang has been an independent non-executive director of BYD Company Limited (比亞迪股份有限公司), a company principally engages in the research, development, manufacture and sale of rechargeable batteries and photo voltaic business and is listed on the Shenzhen Stock Exchange (stock code: 002594) as well as the Stock Exchange (stock code: 1211). As an independent non-executive director or non-executive director, Dr. Jiang is principally responsible for providing independent judgment and advice in relation to the overall management of these companies.

In addition, from April 2017 to April 2023, Dr. Jiang was an independent non-executive director of Guangdong Dowstone Technology Co., Ltd. (廣東道氏技術股份有限公司), a technology company listed on the Shenzhen Stock Exchange. From August 2016 to February 2019, Dr. Jiang served as an independent non-executive director of Kangda New Materials (Group) Co., Ltd. (康達新材料(集團)股份有限公司) (formerly known as Shanghai Kangda New Materials Group Co., Ltd (上海康達化工新材料股份有限公司)), a new materials manufacturing company listed on the Shenzhen Stock Exchange (stock code: 002669). Since July 1989, Dr. Jiang has been serving various positions in Jiangxi University of Finance and Economics (江西財經大學) (formerly known as Jiangxi College of Finance and Economics (江西財經學院)), the PRC, and his latest position is professor and lecturer of the law school, where he is primarily responsible for teaching and mentoring master and PHD students of law school and researching on the economic laws.

Dr. Jiang received a bachelor's degree in economics from Jiangxi University of Finance and Economics, the PRC, in July 1987 and another bachelor's degree in law from China University of Political Science and Law (中國政法大學), the PRC, in June 1989. In addition, Dr. Jiang also received a doctor's degree in economics from Jiangxi University of Finance and Economics, the PRC, in January 2008.



董事、監事及高級管理人員履歷

BIOGRAPHIES OF DIRECTORS, SUPERVISORS AND SENIOR MANAGEMENT

馬瑞光先生，49歲，本公司獨立非執行董事。彼負責就本公司的運營及管理提供獨立建議。


除於本公司擔任董事職務外，馬先生自二零一九年四月起於深圳市逸馬品牌連鎖教育集團有限公司（一家企業管理諮詢及營銷策劃提供商）擔任董事長。馬先生自二零零九年九月起於深圳市逸馬科技有限公司（國內一家集研究、培訓、諮詢、投資及教育服務於一體的連鎖服務平台）擔任董事長。馬先生自二零零四年七月起於深圳市逸馬管理顧問有限公司（一家企業管理諮詢公司）擔任董事長。作為董事長，馬先生主要負責監督該等公司的整體運營。

馬先生曾在多個單位擔任監事。於二零一三年一月至二零二一年二月，馬先生擔任上海怡馬企業管理諮詢有限公司監事，該公司主要從事提供企業管理諮詢服務。於二零一四年十一月至二零二零年十一月，馬先生擔任深圳市逸馬慧商投資發展有限公司監事，該公司主要從事提供投資管理諮詢服務。於二零零五年十一月至二零零九年一月，馬先生擔任福建省逸馬企業管理顧問有限公司監事，該公司主要從事提供企業管理諮詢服務。作為監事，馬先生主要負責監督該等公司高級管理人員的履職情況。

Mr. MA Ruiguang (馬瑞光), aged 49, is an independent non-executive Director. He is responsible for providing independent advice on the operation and management of our Company.

In addition to directorship held in our Company, since April 2019, Mr. Ma has been serving as the chairman of Shenzhen Yima Brand Chain Education Group Limited (深圳市逸馬品牌連鎖教育集團有限公司), a business management consulting and marketing planning provider. Since September 2009, Mr. Ma has been serving as the chairman of Shenzhen Yima Technology Co., Ltd. (深圳市逸馬科技有限公司), a chain service platform in China that offers research, training, consulting, investment and education services. Since July 2004, Mr. Ma has been serving as the chairman of Shenzhen Yima Management Consulting Co., Ltd. (深圳市逸馬管理顧問有限公司) (a business management consulting firm). As the chairman, Mr. Ma is principally responsible for overseeing the overall operation of these companies.

Mr. Ma worked as a supervisor in various entities. From January 2013 to February 2021, Mr. Ma served as a supervisor of the Shanghai Yima Enterprise Management Consulting Co., Ltd. (上海怡馬企業管理諮詢有限公司), a company principally engaged in the provision of business management consulting services. From November 2014 to November 2020, Mr. Ma served as a supervisor of the Shenzhen Yima Huishang Investment Development Co., Ltd. (深圳市逸馬慧商投資發展有限公司), a company principally engaged in the provision of investment management consulting services. From November 2005 to January 2009, Mr. Ma served as a supervisor of the Fujian Yima Enterprise Management Consulting Co., Ltd (福建省逸馬企業管理顧問有限公司), a company principally engaged in the provision of business management consulting services. As a supervisor, Mr. Ma was principally responsible for supervising the performance of duties of senior management of those companies.



董事、監事及高級管理人員履歷

BIOGRAPHIES OF DIRECTORS, SUPERVISORS AND SENIOR MANAGEMENT

馬先生亦於多個單位擔任過各種高級管理職位。於二零一四年十二月至二零二一年五月，馬先生擔任深圳市逸馬數字化科技有限公司董事長，該公司主要從事提供互聯網技術諮詢服務。於二零一五年一月至二零一九年十二月，馬先生擔任深圳市思格教育有限公司董事兼總經理，該公司主要從事開發及銷售教育軟件及設備。於二零一五年四月至二零一九年五月，馬先生擔任深圳市逸馬區盟會管理諮詢有限公司董事長，該公司主要從事提供營銷及管理諮詢服務。於二零一三年九月至二零一九年五月，馬先生擔任逸馬普方達投資管理(深圳)有限公司董事，該公司主要從事提供投資管理諮詢服務。於二零一八年四月至二零一九年四月，馬先生為深圳穩創管理諮詢合夥企業(有限合夥)的普通合夥人，該公司主要從事提供企業及管理諮詢服務。作為該公司的高級管理層成員，馬先生主要負責監督管理及業務運營。

馬先生於一九九六年七月獲得中國內蒙古農業大學(前稱內蒙古農牧學院)經濟學專業的本科文憑，並於二零一四年八月獲得中國中歐國際工商學院工商管理專業碩士學位。

吳戰旄博士，47歲，本公司獨立非執行董事。彼負責就本公司的運營及管理提供獨立建議。

自二零二二年九月起，吳博士一直擔任廣東電力發展股份有限公司(一家於深圳證券交易所上市的公司(股票代碼：000539及200539))，主要從事電力項目的投資、建設、電力運營管理及銷售)的獨立非執行董事。

Mr. Ma also had various senior management positions in various entities. From December 2014 to May 2021, Mr. Ma served as a chairman of Shenzhen Yima Digital Technology Co., Ltd (深圳市逸馬數字化科技有限公司), a company principally engaged in the provision of internet technology consulting services. From January 2015 to December 2019, Mr. Ma served as a director and general management of Shenzhen SiGe Education Co, Ltd (深圳市思格教育有限公司), a company principally engaged in the development and sales of educational software and equipment. From April 2015 to May 2019, Mr. Ma served as a chairman of Shenzhen Yima Menghui Management Consulting Co., Ltd. (深圳市逸馬區盟會管理諮詢有限公司), a company principally engaged in the provision of marketing and management consulting services. From September 2013 to May 2019, Mr. Ma served as a director of Yima Pu-Fonda Investment Management (Shenzhen) Co., Ltd. (逸馬普方達投資管理(深圳)有限公司), a company principally engaged in the provision of investment management consulting services. From April 2018 to April 2019, Mr. Ma served as a general partner of Shenzhen Wenchuang Management Consulting Partnership (Limited Partnership) (深圳穩創管理諮詢合夥企業(有限合夥)), a company principally engaged in the provision of business and management consulting services. As a senior management member of those companies, Mr. Ma was principally responsible for overseeing the management and business operation.

Mr. Ma received an undergraduate diploma in economics from Inner Mongolia Agricultural University (內蒙古農業大學) (formerly known as Inner Mongolia College of Agriculture and Animal Husbandry (內蒙古農牧學院)), the PRC, in July 1996 and a master's degree in business administration from China Europe International Business School (中歐國際工商學院), the PRC, in August 2014.

Dr. WU Zhanchi (吳戰旄), aged 47, is an independent non-executive Director. He is responsible for providing independent advice on the operation and management of our Company.

Since September 2022, Dr. Wu has been serving as an independent non-executive director of Guangdong Electric Power Development Co., Ltd. (廣東電力發展股份有限公司), a company principally engaged in the investment, construction, and operation management and sale of electric power and which is listed on the Shenzhen Stock Exchange (stock codes: 000539 and 200539).



董事、監事及高級管理人員履歷

BIOGRAPHIES OF DIRECTORS, SUPERVISORS AND SENIOR MANAGEMENT

自二零二一年五月起，吳博士一直擔任廣州集泰化工股份有限公司的獨立非執行董事，一家於深圳證券交易所上市（股票代碼：002909），主要從事密封劑和塗料的研發、生產和銷售的公司。作為一名獨立非執行董事，彼負責就該等公司一般管理提供獨立判斷及建議。自二零零六年七月起，吳博士於暨南大學擔任教授。


此外，於二零一六年九月至二零二三年三月，吳博士在佳禾智能科技股份有限公司（一家於深圳證券交易所上市的電聲產品製造公司，股票代碼：300793）擔任獨立非執行董事。吳博士於二零一七年五月至二零一八年五月擔任北京維珍創意科技股份有限公司（一家於全國中小企業股份轉讓系統掛牌交易的設計公司，股票代碼：430305）的獨立非執行董事，並於二零一四年一月至二零一八年十一月擔任廣東艾科技術股份有限公司（一家於全國中小企業股份轉讓系統掛牌交易的設備製造公司，股票代碼：871148）的獨立非執行董事。

吳博士於二零零三年六月獲中國湖南大學會計專業碩士學位，並於二零零六年六月獲得中國西南財經大學會計學專業博士學位。吳博士於二零零零年五月取得中國註冊會計師資格。

Since May 2021, Dr. Wu has been serving as an independent non-executive director of Guangzhou Jointas Chemical Co., Ltd. (廣州集泰化工股份有限公司), a company principally engaged in the research, development, production, and sale of sealants and coatings and which is listed on the Shenzhen Stock Exchange (stock code: 002909). As an independent non-executive director, he is responsible for providing independent judgment and advice in relation to the general management of these companies. Since July 2006, Dr. Wu has been a professor of Jinan University (暨南大學).

In addition, from September 2016 to March 2023, Dr. Wu was an independent non-executive director of Cosonic Intelligent Technologies Co., Ltd. (佳禾智能科技股份有限公司), an electroacoustic products manufacturing company listed on the Shenzhen Stock Exchange (stock code: 300793). From May 2017 to May 2018, Dr. Wu was an independent non-executive director of Atmvi Professional Co., Ltd. (北京維珍創意科技股份有限公司), a design company listed on the NEEQ (stock code: 430305). From January 2014 to November 2018, Dr. Wu was an independent non-executive director of Guangdong Ake Technology Co., Ltd. (廣東艾科技術股份有限公司), an equipment manufacturing company listed on the NEEQ (stock code: 871148).

Dr. Wu received a master's degree in accounting from Hunan University (湖南大學), the PRC, in June 2003 and obtained a doctor's degree in accounting from Southwestern University of Finance and Economics (西南財經大學), the PRC, in June 2006. Dr. Wu obtained the Chinese Certified Public Accountant qualification in May 2000.



董事、監事及高級管理人員履歷

BIOGRAPHIES OF DIRECTORS, SUPERVISORS AND SENIOR MANAGEMENT

張以德先生，34歲，獨立非執行董事。彼主要負責就本公司的營運及管理提供獨立建議。

Mr. CHEUNG Yee Tak Jonathan (張以德), aged 34, is an independent non-executive Director. He is primarily responsible for providing independent advice on the operation and management of our Company.

張先生於金融業擁有逾十年經驗。自二零二一年三月起，張先生擔任星展集團控股有限公司(一家新加坡交易所上市公司，股份代號：D05.SI)之附屬公司星展亞洲融資有限公司助理副總裁，主要負責提供企業融資服務。張先生亦為星展亞洲融資有限公司的代表，負責證券及期貨條例下若干受規管活動，包括第1類(證券交易)、第4類(就證券提供意見)及第6類(就企業融資提供意見)。自二零一九年十月起，張先生擔任僑洋國際控股有限公司(一家主要從事若干電子產品及部件生產及銷售的公司，其於聯交所GEM上市，股份代號：8070)的獨立非執行董事，主要就企業管治提供建議。自二零一九年七月至二零二零年八月，張先生曾擔任國金證券股份有限公司(一家上海證券交易所上市公司，股票代碼：600109)之附屬公司國金證券(香港)有限公司(一家主要從事提供金融服務的公司)企業財務部副主任，彼主要負責提供企業融資服務。自二零一六年二月至二零一九年七月，張先生供職於新華滙富金融控股有限公司(一家聯交所主板上市公司，股份代號：188)之附屬公司滙富融資有限公司(一家主要從事提供金融服務的公司)，彼主要負責提供企業融資服務，最後職位為高級經理。自二零一一年九月至二零一五年七月，張先生任職於羅兵咸永道會計師事務所，主要為外部客戶提供審計服務，最後職位為高級審計員。

Mr. Cheung has over ten years of experience in the finance industry. Since March 2021, Mr. Cheung has been an assistant vice president at DBS Asia Capital Limited (星展亞洲融資有限公司), a subsidiary of DBS Group Holdings Ltd (a company listed on the Singapore Exchange (stock code: D05.SI)), where he is primarily responsible for the provision of corporate finance services. Mr. Cheung is also a representative of DBS Asia Capital Limited for its Type 1 (dealing in securities), Type 4 (advising on securities) and Type 6 (advising on corporate finance) regulated activities under the SFO. Since October 2019, Mr. Cheung has been an independent non-executive director of Keen Ocean International Holding Limited (僑洋國際控股有限公司), a company principally engaged in the production and sale of certain electronic products and components, which is listed on the GEM Board of the Stock Exchange (stock code: 8070), where he primarily advises on its corporate governance. From July 2019 to August 2020, Mr. Cheung was an associate director of the corporate finance department of Sinolink Securities (Hong Kong) Company Limited (國金證券(香港)有限公司), a company principally engaged in the provision of financial services, and a subsidiary of Sinolink Securities Co., Ltd. (國金證券股份有限公司) (a company listed on the Shanghai Stock Exchange (stock code: 600109)), where he was primarily responsible for the provision of corporate finance services. From February 2016 to July 2019, Mr. Cheung worked at Kingsway Capital Limited (滙富融資有限公司), a company principally engaged in the provision of financial services, and a subsidiary of Sunwah Kingsway Capital Holdings Limited (新華滙富金融控股有限公司) (a company listed on the Main Board of the Stock Exchange (stock code: 188)), where he was primarily responsible for the provision of corporate finance services. His last position was a senior manager. From September 2011 to July 2015, Mr. Cheung worked at PricewaterhouseCoopers (羅兵咸永道會計師事務所), where he primarily provided audit services to external clients. His last position was a senior associate.

於二零一一年六月，張先生取得加拿大多倫多大學商學學士學位。自二零一五年一月起，張先生為香港會計師公會資深會員。

In June 2011, Mr. Cheung received his bachelor's degree in commerce from the University of Toronto, Canada. Since January 2015, Mr. Cheung has been a fellow member of the Hong Kong Institute of Certified Public Accountants.



董事、監事及高級管理人員履歷

BIOGRAPHIES OF DIRECTORS, SUPERVISORS AND SENIOR MANAGEMENT

朱舫女士，67歲，獨立非執行董事。彼負責就本公司的營運及管理提供獨立建議。


朱女士於媒體行業擁有豐富經驗。彼於二零一一年三月及二零一七年十一月起分別擔任中國連鎖經營協會（一家為其連鎖經營行業成員公司提供服務的機構）首席顧問及監事會副主席，就連鎖行業的發展提供建議。自一九八五年一月至二零一一年二月，彼任職於一家新聞媒體中國商報社，主要負責新聞報導，最後職位為副主編。自一九八二年八月至一九八四年十二月，朱女士任職於商業部經濟研究所，從事經濟研究。

朱女士於一九八二年七月取得中國人民大學新聞學學士學位。

Ms. ZHU Fang (朱舫), aged 67, is an independent non-executive Director. She is primarily responsible for providing independent advice on the operation and management of our Company.

Ms. Zhu has rich experience in the media industry. She has been the chief advisor and vice-chairman of the supervisory committee of China Chain Store & Franchise Association, an organization serving its members of the franchising industries, where she advises on development of the franchising industries since March 2011 and November 2017, respectively. From January 1985 to February 2011, she worked at China Business Herald (中國商報社), a news press, where she was primarily responsible for news reports. Her last position was a deputy editor-in-chief. From August 1982 to December 1984, Ms. Zhu worked at Institute of Economic Research of Commerce Unit (商業部經濟研究所), where she researched economy.

Ms. Zhu received her bachelor's degree in journalism from Renmin University (人民大學), the PRC, in July 1982.



董事、監事及高級管理人員履歷

BIOGRAPHIES OF DIRECTORS, SUPERVISORS AND SENIOR MANAGEMENT

監事

楊曉虎先生，44歲，本公司監事及監事會主席，負責監督本公司董事及高級管理層履行職責的情況。除擔任本公司監事外，楊先生亦曾在本公司擔任多個職位，最後及目前的職位是本公司審計監察部主任。此外，楊先生亦自二零二零年一月至二零二二年二月擔任百果園(上海)信息科技有限公司監事及一直擔任多家本集團附屬公司的監事。

楊先生於二零零八年四月加入本集團，除在本集團擔任監事外，楊先生亦曾在多個單位擔任管理職務。於二零一六年八月至二零一八年十一月，楊先生擔任深圳百果園管理諮詢服務有限公司的董事及總經理，該公司主要從事管理諮詢服務。於二零一五年九月至二零一七年五月，楊先生擔任金華市東方木果業有限公司的董事，該公司主要從事水果及蔬菜零售。於二零零一年三月至二零零八年四月，楊先生擔任深圳市人人樂商業有限公司生鮮採購部經理，該公司主要從事中國大型商場、精品超市及線上購物市場運營業務，亦是一家於深圳證券交易所上市的公司人人樂連鎖商業集團股份有限公司(股票代碼：002336)的全資附屬公司。

楊先生於二零零零年六月自中國湖北經濟學院(前稱武漢金融高等專科學校)獲得國際金融專業大專學歷。

SUPERVISORS

Mr. YANG Xiaohu (楊曉虎), aged 44, is a Supervisor and the chairman of the supervisory board of our Company. Mr. Yang is responsible for supervising the performance of duties by the Directors and senior management of our Company. In addition to supervisorship held with our Company, Mr. Yang also holds various positions at our Company and his last and current position is the director of the audit and supervision department of our Company. Further, Mr. Yang also served as a supervisor of Pagoda (Shanghai) Information Technology Co., Ltd. (百果園(上海)信息科技有限公司) from January 2020 to February 2022 and has also been serving as a supervisor of various subsidiaries of our Group.

Mr. Yang joined our Group in April 2008 and except the supervisorship held with our Group, Mr. Yang also held management positions in various entities. From August 2016 to November 2018, Mr. Yang served as a director and general manager of Shenzhen Baiguoyuan Management Consulting Service Co., Ltd. (深圳百果園管理諮詢服務有限公司), a company principally engaged in the management consulting services. From September 2015 to May 2017, Mr. Yang served as director of Jinhua Dongfangmu Fruit Industry Co., Ltd. (金華市東方木果業有限公司), a company principally engaged in the retail of fruit and vegetables. From March 2001 to April 2008, Mr. Yang served as a manager of the fresh procurement department of Shenzhen Renrenle Commerce Co., Ltd. (深圳市人人樂商業有限公司), a company principally engaged in the operation of hypermarkets, boutique supermarkets and online shopping markets in China, and a wholly-owned subsidiary of Renrenle Commercial Group Co., Ltd. (人人樂連鎖商業集團股份有限公司) which is listed on the Shenzhen Stock Exchange (stock code: 002336).

Mr. Yang received an associate degree in international finance from Hubei University of Economics (湖北經濟學院) (formerly known as Wuhan Financial Academy (武漢金融高等專科學校)), the PRC, in June 2000.



董事、監事及高級管理人員履歷

BIOGRAPHIES OF DIRECTORS, SUPERVISORS AND SENIOR MANAGEMENT

鄒峰先生，40歲，本公司監事，負責監督本公司董事及高級管理層履行職責的情況。彼亦分別自二零一八年七月及二零二零年三月起分別擔任百果園初加工及上海百果園的執行董事，負責管理水果物流及配送。

此外，於二零一二年三月至二零二零年十二月，鄒先生於威海奧潤貿易有限公司擔任董事兼總經理，該公司主要從事服裝貿易，鄒先生主要負責監督公司管理及運營。於二零零二年三月至二零零九年五月，鄒先生於家家悅集團有限公司（前稱山東家家悅集團有限公司，一家於上海證券交易所上市的超市運營公司（股票代碼：603708））擁有的生鮮產品加工及配送中心工作。

鄒先生於二零零三年七月畢業於中國威海市交通學校，取得交通管理專業中等職業學校文憑。彼於二零一七年八月獲中國倉儲與配送協會認可為中國倉儲與配送協會專家。

蘇彥先生，41歲，監事，負責監督本公司董事及高級管理層履行職責的情況。蘇先生於二零零六年八月加入本公司，並曾擔任採購員、市場營銷經理、電子商務經理及線上運營中心總監等多個職位。彼目前亦擔任本集團運營中心總監。蘇先生亦分別自二零一五年十二月及二零二一年十一月起一直擔任百果科技的監事及百果之家的董事。

蘇先生於二零零五年六月獲得中國惠州學院英語專業學士學位。


Mr. ZOU Feng (鄒峰), aged 40, is a Supervisor. He is responsible for supervising the performance of duties by the Directors and senior management of our Company. He has also been serving as an executive director of Pagoda Preliminary Processing and Shanghai Pagoda since July 2018 and March 2020, respectively, where he is responsible for overseeing the logistics and distribution of fruits.

In addition, from March 2012 to December 2020, Mr. Zou served as a director and general manager of Weihai Aorun Trading Co., Ltd. (威海奧潤貿易有限公司), a company principally engaged in clothing trading, where he was principally responsible for overseeing the management and operation. From March 2002 to May 2009, Mr. Zou worked at fresh products processing and distribution center owned by Jiajiayue Group Co., Ltd. (家家悅集團有限公司) (formerly known as Shandong Jiajiayue Group Co., Ltd.* (山東家家悅集團有限公司)), a supermarket operating company listed on the Shanghai Stock Exchange (stock code: 603708).

Mr. Zou received a diploma of secondary vocational school in traffic management from Weihai Traffic School (威海市交通學校), the PRC, in July 2003. He was recognized as the Expertise of China Association of Warehousing and Distribution (中國倉儲與配送協會專家) by China Association of Warehousing and Distribution (中國倉儲與配送協會) in August 2017.

Mr. SU Yan (蘇彥), aged 41, is a Supervisor. He is responsible for supervising the performance of duties by the Directors and senior management of our Company. Mr. Su joined our Company in August 2006 and held various positions such as procurer, marketing manager, e-commerce manager and online operation center director. He is currently also the director of the operation center of our Group. Mr. Su has also been serving as a supervisor of Baiguo Technology and a director of Pagoda Home since December 2015 and November 2021, respectively.

Mr. Su received his bachelor's degree in English from Huizhou University (惠州學院), the PRC, in June 2005.



董事、監事及高級管理人員履歷

BIOGRAPHIES OF DIRECTORS, SUPERVISORS AND SENIOR MANAGEMENT

高級管理層

龔建明先生，54歲，本公司副總經理。彼主要負責監督我們的加盟網絡的拓展及加盟商運營。

此外，自二零二二年八月起，龔先生一直擔任我們的全資附屬公司百果商業的執行董事兼總經理。於二零一五年九月至二零一七年十月，龔先生擔任南京鮮時代農業發展有限公司的董事兼總經理，該公司主要從事生鮮食品的銷售及特許經營業務，其主要負責監督公司業務管理及運營。自一九九九年十月至二零一五年七月，彼擔任由上海大潤發有限公司（一家連鎖超市）管理之若干超市的總經理，主要負責超市的整體管理。自一九九二年八月至一九九九年十月，龔先生於南京精益鑄造有限公司（一家液壓產品製造商）擔任工程師。

於一九九二年七月，龔先生取得中國華中理工大學機械工程學士學位。

徐永劍先生，51歲，本公司副總經理。徐先生主要負責管理本集團科技發展。此外，自二零一五年十一月、二零一五年十二月、二零一九年十一月、二零二零年三月及二零二零年十一月起，徐先生亦分別一直於本公司的若干附屬公司（即北京奧想、百果科技、百果數聯、百果數字產業及百慧生活）擔任執行董事，主要負責制定整體業務發展戰略及監督業務運營。徐先生亦自二零二零年一月起擔任深圳優鮮董事長，負責監督整體業務運營。

SENIOR MANAGEMENT

Mr. GONG Jianming (龔建明), aged 54, is a deputy general manager of our Company. He is primarily responsible for overseeing the expansion of our franchise network and the operation of our franchisees.

In addition, since August 2022, Mr. Gong has been serving as executive director and general manager of Pagoda Commerce, one of our wholly-owned subsidiary. From September 2015 to October 2017, Mr. Gong served as a director and general manager of Nanjing Xianshidai Agricultural Development Co., Ltd. (南京鮮時代農業發展有限公司), a company principally engaged in the sales and franchise business of fresh food, where he was primarily responsible for overseeing the business management and operation. From October 1999 to July 2015, he was the general managers of several supermarkets managed by Shanghai Darunfa Company Limited (上海大潤發有限公司), a supermarket chain, where he was mainly responsible for the overall management of the supermarkets. From August 1992 to October 1999, Mr. Gong was an engineer of Nanjing Jingyi Forge Company Limited* (南京精益鑄造有限公司), a manufacturer of hydraulic products.

Mr. Gong received his bachelor's degree in mechanical engineering from Huazhong University of Science and Technology (華中理工大學), the PRC, in July 1992.

Mr. XU Yongjian (徐永劍), aged 51, is the deputy general manager of our Company. Mr. Xu is principally responsible for overseeing the technology development of our Group. In addition, Mr. Xu has also been an executive director of certain subsidiaries of our Company, namely, Beijing Aoxiang, Baiguo Technology, Pagoda Shulian, Baiguo Digital Industrial and Baihui Life, since November 2015, December 2015, November 2019, March 2020 and November 2020, respectively, where he is principally responsible for formulating the overall business development strategy and supervising their business operation. Since January 2020, Mr. Xu has also been the chairman of the board of Shenzhen Youxian, where he is responsible for overseeing the overall business operation.



董事、監事及高級管理人員履歷

BIOGRAPHIES OF DIRECTORS, SUPERVISORS AND SENIOR MANAGEMENT

於二零一五年五月至二零一八年四月，徐先生擔任深圳易秒通總經理，負責監督整體業務運營。於一九九九年四月至二零一五年六月，徐先生於中國人民財產保險股份有限公司深圳分公司任職，該公司主要從事提供保險服務，且為中國人民財產保險股份有限公司（一家於聯交所主板上市的公司（股份代號：2328））的附屬公司，最後職位為信息技術部總經理。

徐先生於一九九三年六月自中國江西師範大學取得數學專業的學士學位，並於一九九九年五月自中國華南理工大學取得計算機應用專業的碩士學位。

賴顯陽先生，37歲，本公司副總經理兼財務總監。賴先生主要負責本集團整體財務管理。於二零一八年四月至二零一九年一月，彼於奧法比有限公司擔任財務總監。於二零一三年十二月至二零一八年四月，彼於羅兵咸永道會計師事務所任職，負責管理及監督會計事務，最後職位為經理。於二零一一年十一月至二零一三年十月，賴先生擔任信永中和會計師事務所會計師。於二零一一年二月至二零一一年十一月，彼擔任大信梁學濂（香港）會計師事務所有限公司會計師。於二零零九年七月至二零一一年二月，彼擔任啓源會計師事務所有限公司稽核員。


賴先生於二零零九年七月在澳大利亞麥格理大學獲得會計專業學士學位。彼目前為澳洲會計師公會的一名註冊會計師。

From May 2015 to April 2018, Mr. Xu served as a general manager of Shenzhen Yimiao Tong, where he was responsible for overseeing the overall business operation. From April 1999 to June 2015, Mr. Xu served in the People's Insurance Company of China (Shenzhen Branch) (中國人民財產保險股份有限公司深圳分公司), a company primarily engaged in the provision of insurance services, and a subsidiary of People's Insurance Company of China (中國人民財產保險股份有限公司) (a company listed on the Main Board of the Stock Exchange (stock code: 2328)), where his last position was the general manager of the information technology department.

Mr. Xu received a bachelor's degree in math from Jiangxi Normal University (江西師範大學), the PRC, in June 1993 and a master's degree in computer application from South China University of Technology (華南理工大學), the PRC, in May 1999.

Mr. LAI Hin Yeung (賴顯陽), aged 37, is the deputy general manager and finance director of our Company. Mr. Lai is principally responsible for the overall financial management of our Group. From April 2018 to January 2019, he was the financial controller of Alphabet Limited. From December 2013 to April 2018, he worked at PricewaterhouseCoopers, where he was responsible for managing and supervising accounting matters and his last position was manager. From November 2011 to October 2013, Mr. Lai served as an accountant of SHINEWING (HK) CPA Limited (信永中和會計師事務所). From February 2011 to November 2011, he served as an accountant of PKF Hong Kong Limited (大信梁學濂(香港)會計師事務所有限公司). From July 2009 to February 2011, he served as an audit clerk of Kaizen Certified Public Accountants Limited (啓源會計師事務所有限公司).

Mr. Lai received his bachelor's degree in accounting from Macquarie University (麥格理大學), Australia, in July 2009. He is currently a certified accountant of CPA Australia.



董事、監事及高級管理人員履歷

BIOGRAPHIES OF DIRECTORS, SUPERVISORS AND SENIOR MANAGEMENT

付小艷女士，35歲，副總經理、董事會秘書兼聯席公司秘書之一。付女士於二零一八年七月加入本集團，負責執行董事會決議案。

自二零一三年八月至二零一八年七月，付女士為深圳市達特照明股份有限公司的證券代表，該公司為一家於全國中小企業股份轉讓系統掛牌交易的照明產品製造公司(股票代碼：832709)。於二零一二年六月至二零一三年七月，付女士於深圳市龍崗區坂田街道勞動管理辦公室(一個中國政府機關)任職。

付女士於二零零九年六月獲中國瀋陽師範大學法學專業的學士學位並於二零一二年六月獲中國深圳大學國際法專業碩士學位。付女士於二零一一年三月取得中華人民共和國司法部授予的法律職業資格證書，並於二零一六年一月獲深圳證券交易所頒發的董事會秘書資格證書。

除余惠勇先生為徐艷林女士的配偶及徐艷林女士為徐永劍先生胞姐外，概無董事、監事及高級管理層成員與本公司任何其他董事、監事及高級管理層成員有任何關係。

聯席公司秘書

付小艷女士，於二零二零年四月二十五日獲委任為本公司聯席公司秘書之一。有關付女士的履歷，請參閱上文「高級管理層」小節。

譚栢如女士，於二零二一年五月十日獲委任為本公司聯席公司秘書。譚女士目前為方圓企業服務集團(香港)有限公司(一家專注於企業服務的專業服務供應商)經理，於企業秘書領域擁有逾七年經驗。譚女士自二零一八年起為香港公司治理公會及英國特許公司治理公會會員。譚女士於二零一四年獲香港浸會大學中國研究學士學位，並於二零一七年獲香港城市大學專業會計與企業管治碩士學位。

Ms. FU Xiaoyan (付小艷), aged 35, is the deputy general manager, secretary of the Board and one of the joint company secretaries. Ms. Fu joined our Group in July 2018, and she is responsible for executing the resolutions of the Board.

From August 2013 to July 2018, Ms. Fu was a securities representative in Shenzhen Dart Lighting Co., Ltd. (深圳市達特照明股份有限公司), a lighting product manufacturing company listed on the NEEQ (stock code: 832709). From June 2012 to July 2013, Ms. Fu worked at Shenzhen Municipal Longgang District Bantian Sub-district Office* (深圳市龍崗區坂田街道勞動管理辦公室), an agency of the PRC government.

Ms. Fu received a bachelor's degree in law from Shenyang Normal University (瀋陽師範大學), the PRC, in June 2009 and a master's degree in international law from Shenzhen University (深圳大學), the PRC, in June 2012. Ms. Fu obtained the Legal Professional Qualification Certificate (法律職業資格證書) issued by the Ministry of Justice of the PRC (中華人民共和國司法部) in March 2011 and the Qualification Certificate of Board Secretary (董事會秘書資格證書) by the Shenzhen Stock Exchange in January 2016.

Except that Mr. YU Huiyong is the spouse of Ms. XU Yanlin and Ms. XU Yanlin is a sister of Mr. XU Yongjian, none of our Directors, Supervisors and senior management members has any relationship with any other Directors, Supervisors and senior management members of the Company.

JOINT COMPANY SECRETARIES

Ms. Fu Xiaoyan (付小艷), was appointed as one of the joint company secretaries of our Company on April 25, 2020. For the biographical details of Ms. Fu, see the sub-paragraph headed "Senior Management" above.

Ms. Tam Pak Yu, Vivien (譚栢如), was appointed as a joint company secretary of our Company on May 10, 2021. Ms. Tam currently serves as a manager of SWCS Corporate Services Group (Hong Kong) Limited (方圓企業服務集團(香港)有限公司), a professional services provider specializing in corporate services, and has over seven years of experience in the corporate secretarial field. Ms. Tam has been an associate member of both The Hong Kong Chartered Governance Institute and The Chartered Governance Institute of the United Kingdom since 2018. Ms. Tam obtained a bachelor's degree in China studies from Hong Kong Baptist University in 2014 and a master's degree in professional accounting and corporate governance from City University of Hong Kong (香港城市大學) in 2017.



董事會報告

REPORT OF THE BOARD OF DIRECTORS

董事會欣然公佈本集團截至二零二二年十二月三十一日止年度之本報告及經審核合併財務報表。

全球發售

於二零二三年一月十六日，本公司H股於聯交所主板上市。本公司招股章程已刊載於聯交所網站(www.hkexnews.hk)及本公司網站(www.pagoda.com.cn)。

主要業務

我們是中國最大的水果零售營運商。我們主要銷售水果，亦銷售乾果及果汁等水果產品。目前，我們提供的其他新鮮雜貨包括蔬菜、鮮肉及海鮮產品、糧油、乳製品及其他。我們主要透過線下店舖網絡（包括由我們監督的加盟店、由我們的區域代理監督的加盟店及自營零售店）向消費者銷售水果。本集團截至二零二二年十二月三十一日止年度的主要業務分析載於本年報合併財務報表。

業務回顧

本集團業務的公平回顧及本集團年內表現的討論與分析載於本年報第16至19頁「董事長致辭」及第33至48頁「管理層討論及分析」各節。

本集團與其重要利益相關者的重要關係說明載於本年報「董事長致辭」一節。運用財務關鍵表現指標對本集團年內表現進行的分析載於本年報第360頁的「四年財務摘要」及第33至48頁「管理層討論及分析」章節。

The Board is pleased to present its report together with the audited consolidated financial statements of the Group for the year ended December 31, 2022.

GLOBAL OFFERING

On January 16, 2023, the H Shares of the Company were listed on the Main Board of the Stock Exchange. The Prospectus has been published on the websites of the Stock Exchange (www.hkexnews.hk) and the Company (www.pagoda.com.cn).


PRINCIPAL BUSINESS

We are the largest fruit retail operator in China. We primarily sell fruits, and also sell fruit-based products such as dried fruits and juice. Currently, our offerings of other fresh groceries include vegetables, fresh meat and seafood products, grains and oils, dairy products and others. We primarily sell fruits to consumers through our offline store network comprising franchised stores supervised by us, franchised stores supervised by our regional dealers and self-operated retail stores. Analysis of the principal activities of the Group during the year ended December 31, 2022 is set out in the consolidated financial statements of the Report.

BUSINESS REVIEW

A fair review of the business of the Group and a discussion and analysis of the Group's performance during the year are set out in the sections headed "Chairman's Statement" on pages 16 to 19 and "Management Discussion and Analysis" on pages 33 to 48 of the Report.

An account of the Group's key relationships with its key stakeholders is provided in the section headed "Chairman's Statements" of the Report. An analysis of the Group's performance during the year using financial key performance indicators is set out in the sections headed "Four-Year Financial Summary" on page 360 of the Report and "Management Discussion and Analysis" on pages 33 to 48 of the Report.



董事會報告

REPORT OF THE BOARD OF DIRECTORS

遵守法律及法規

截至二零二二年十二月三十一日止年度，據董事會所知，本集團已在所有重大方面遵守對本集團有重大影響的相關法律及法規。

主要風險及不確定因素

董事知悉本集團的財務狀況、經營業績、業務及前景可能受多項風險及不確定因素影響。主要風險及不確定因素可分類為(i)與我們的行業及業務有關的風險，及(ii)與在中國經營業務有關的風險。例如，我們業務很大程度取決於我們「百果園」及其他商標及品牌的市場認受性，對我們的商標、品牌或聲譽的任何損害，或未能有效推廣我們的品牌，都可能對我們的業務及經營業績產生重大不利影響；而加盟門店的表現對我們的經營業績產生重大影響，我們無法控制及可能無法有效監察該等門店的運營或維持我們與加盟商或區域代理的現有關係；極端天氣狀況、自然災害、農作物病蟲害及其他自然條件或突發事件可能導致我們業務及經營業績產生重大波動；未能維持食品安全及始終如一的質量可能會對我們的品牌、業務及財務表現造成重大不利影響；倘出現重大商譽及／或無形資產減值，則可能對我們的財務狀況及經營業績產生不利影響。

有關本集團面臨的其他風險及不確定因素，請參閱招股章程「風險因素」一節。

COMPLIANCE WITH LAWS AND REGULATIONS

During the year ended December 31, 2022, as far as the Board is aware, the Group has complied with the relevant laws and regulations that have a significant impact on the Group in all material aspects.

PRINCIPAL RISKS AND UNCERTAINTIES

The Directors are aware that the Group's financial condition, results of operations, businesses and prospects may be affected by a number of risks and uncertainties. The key risks and uncertainties can be categorized into (i) risks relating to our industry and business and (ii) risks relating to doing business in the PRC. For example, our business depends significantly on market recognition of our "Pagoda" and other trademarks and brands, and any damage to our trademarks, brand names or reputation, or any failure to effectively promote our brands, could materially and adversely impact our business and results of operations; while our results of operations are significantly subject to the store performance of our franchised stores, we cannot control and may not be able to effectively monitor the operations of these stores or maintain our current relationship with the franchisees or regional dealers; extreme weather conditions, natural disasters, crop diseases, pests and other natural conditions and other unexpected events may create substantial volatility for our business and results of operations; any failure to maintain food safety and consistent quality could have a material and adverse effect on our brands, business and financial performance; impairment of our goodwill and/or intangible assets, if material, could negatively affect our financial condition and results of operations.

For other risks and uncertainties faced by the Group, please refer to the section headed "Risk Factors" in the Prospectus.



董事會報告

REPORT OF THE BOARD OF DIRECTORS

環境、社會及管治政策及表現

本集團須遵守多項健康、安全、社會及環境法律及法規，並須接受政府機關的定期檢查。本集團致力於環境、社會責任、管治及氣候相關事宜，該等事宜對本集團的持續業務發展及成功至關重要。董事會對本集團的環境、社會及管治策略、管理及表現負有最終責任。董事會審查及批准本集團的環境、社會及管治目標、策略、優先次序、措施及目標，以及支持其實現的相應政策及框架。

為有效管理環境、社會及管治相關事宜，我們的董事會已成立環境、社會及管治委員會，其主要負責(i)對集團環境、社會及管治願景及策略的制定進行指導和審閱，並向董事會匯報並提出建議，(ii)對環境、社會及管治相關風險及機遇進行評估和梳理，並向董事會匯報並提出建議，(iii)審閱將對外披露的環境、社會及管治相關報告，並向董事會匯報並提出建議，及(iv)對其他可能影響公司發展的環境、社會及管治相關重大事項進行研究並提出建議。


我們已實施一套基於適用法律法規的環境、社會及管治政策，規定我們於上市後在環境保護、勞動保護、食品安全、公司治理和道德守則等方面的內部政策及措施等。

ENVIRONMENTAL, SOCIAL AND GOVERNANCE POLICIES AND PERFORMANCE

The Group is subject to various health, safety, social and environmental laws and regulations and regular inspection by governmental authorities. The Group is committed to environmental, social responsibility, governance and climate-related issues which are essential to the Group's continuous business development and success. The Board has the ultimate accountability for the Group's environmental, social and governance strategy, management and performance. The Board examines and approves the Group's environmental, social and governance objectives, strategies, priorities, initiatives and targets as well as the corresponding policies and frameworks that support their achievement.

To effectively manage environmental, social and governance related matters, our Board has established the environmental, social and governance Committee, which is primarily responsible for (i) supervising and reviewing the establishment of our Group's environmental, social and governance vision and strategies, and reporting and advising to the Board, (ii) evaluating and sorting out environmental, social and governance risks and opportunities, and reporting and advising to the Board, (iii) reviewing environmental, social and governance related reports to be released to the public, and reporting and advising to the Board, and (iv) studying and advising on other environmental, social and governance related significant matters that may affect the Company's development.

We have implemented a set of environmental, social and governance policies based on the applicable laws and regulations, which set forth our internal policies and measures in respect of, among other things, environmental protection, labor protection, food safety, corporate governance and code of ethics upon Listing.



董事會報告

REPORT OF THE BOARD OF DIRECTORS

截至二零二二年十二月三十一日止年度，我們並無因違反環保的法律及法規而遭受對我們的營運造成重大不利影響的任何重大罰款或其他處罰，且據董事經作出一切合理查詢後所知，並無任何政府環保部門就此提出任何威脅或未決訴訟。

有關本集團環境、社會及管治事宜（包括環境政策及表現）的進一步詳情將載於截至二零二二年十二月三十一日止年度的環境、社會及管治報告，該報告將根據上市規則刊載於本公司網站(www.pagoda.com.cn)及聯交所網站(www.hkexnews.hk)。

環境、社會及管治報告

截至二零二二年十二月三十一日止年度，本集團已遵守上市規則附錄二十七所載《環境、社會及管治報告指引》的「不遵守就解釋」條文。

本集團將截止二零二二年十二月三十一日止的環境、社會及管治報告根據上市規則刊載於本公司網站(www.pagoda.com.cn)及聯交所網站(www.hkexnews.hk)。

For the year ended December 31, 2022, we had not been subject to any material fines or other penalties due to non-compliance in relation to environmental protection laws and regulations that had a material adverse impact on our operations and, so far as our Directors are aware after making all reasonable enquiries, there was no threatened or pending action by any environmental government authorities in respect thereof.

Further details of the Group's environmental, social and governance matters including environmental policies and performance will be set out in the environmental, social and governance report for the year ended December 31, 2022 to be published on the website of the Company (www.pagoda.com.cn) and the website of the Stock Exchange (www.hkexnews.hk) according to the Listing Rules.

ENVIRONMENTAL, SOCIAL AND GOVERNANCE REPORT

For the year ended December 31, 2022, the Group has complied with the “comply or explain” provisions in the Environmental, Social and Governance Reporting Guide as set out in Appendix 27 to the Listing Rules.

We will publish its environmental, social and governance report for the year ended December 31, 2022 on the website of the Company (www.pagoda.com.cn) and the website of the Stock Exchange (www.hkexnews.hk) according to the Listing Rules.



董事會報告

REPORT OF THE BOARD OF DIRECTORS

主要供應商及主要客戶

有關本集團於報告期內的主要供應商及主要客戶的詳情，請參閱本年報「管理層討論及分析 – 主要供應商及主要客戶」一節。

業績

本集團截至二零二二年十二月三十一日止年度的業績載於本年報第160頁至359頁的合併財務報表。

暫停辦理股份過戶登記手續／ 記錄日期

為釐定有權出席年度股東大會並於會上投票的股東的身份，本公司將由二零二三年五月十八日（星期四）至二零二三年五月二十三日（星期二）（包括首尾兩天）暫停辦理股份過戶登記手續，期間將不會登記本公司任何股份過戶。為符合資格出席年度股東大會或其任何續會及於會上投票，所有股份過戶文件連同相關股票及其他適當文件須於二零二三年五月十七日（星期三）下午4時30分前送達本公司的H股證券登記處香港中央證券登記有限公司（地址為香港灣仔皇后大道東183號合和中心17樓1712-1716號舖）（就H股股東而言）或本公司辦公室（地址為中國廣東省深圳市龍崗區南灣街道下李朗社區平吉大道1號建昇大廈B座12樓12-20）（就內資股股東而言），以作登記。

MAJOR SUPPLIERS AND MAJOR CUSTOMERS


For details on the Group's major suppliers and major customers during the Reporting Period, please refer to the section headed "Management Discussion and Analysis – Major Suppliers and Major Customers" of the Report.

RESULTS

The results of the Group for the year ended December 31, 2022 are set out in the consolidated financial statements from page 160 to page 359 of the Report.

CLOSURE OF REGISTER OF MEMBERS/RECORD DATE

In order to determine the identity of the Shareholders who are entitled to attend and vote at the AGM, the register of members of the Company will be closed from Thursday, May 18, 2023 to Tuesday, May 23, 2023, both days inclusive, during which period no share transfers in the Company will be registered. To be eligible to attend and vote at the AGM or any adjournment thereof, all transfer documents accompanied by the relevant share certificates and other appropriate documents must be lodged for registration with the Company's H share registrar, Computershare Hong Kong Investor Services Limited, at Shops 1712-1716, 17th Floor, Hopewell Centre, 183 Queen's Road East, Wanchai, Hong Kong (for the H Shareholders), or the office of the Company at 12-20, 12th Floor, Tower B, Jiansheng Building, No.1 Pingji Road, Xialilang Community, Nanwan Street, Longgang District, Shenzhen, Guangdong Province, China (for the Domestic Shareholders) before 4:30 p.m. on Wednesday, May 17, 2023.



董事會報告

REPORT OF THE BOARD OF DIRECTORS

為釐定股東收取末期股息的權利(須經股東於年度股東大會上批准)，本公司將於二零二三年五月三十一日(星期三)至二零二三年六月五日(星期一)(包括首尾兩天)暫停辦理股份過戶登記手續，期間本公司將不會登記任何股份過戶。為符合資格收取末期股息，所有股份過戶文件連同相關股票及其他適當文件須於二零二三年五月三十日(星期二)下午4時30分前送達本公司的H股證券登記處香港中央證券登記有限公司地址為香港灣仔皇后大道東183號合和中心17樓1712-1716號舖(就H股股東而言)或本公司辦公室(地址為中國廣東省深圳市龍崗區南灣街道下李朗社區平吉大道1號建昇大廈B座12樓12-20)(就內資股股東而言)，以作登記。

末期股息

董事會建議就截至二零二二年十二月三十一日止年度派付末期股息每股普通股人民幣0.076元(含稅)。建議末期股息將以人民幣宣派，並以港元派付予本公司H股股東。以港元派付的末期股息將按應屆年度股東大會前五個營業日中國人民銀行公佈的人民幣兌港元的平均匯率由人民幣換算為港元，而向本公司內資股持有人派付的末期股息將以人民幣派付。該建議末期股息須待股東於應屆年度股東大會上批准，預期將於二零二三年七月十日(星期一)或前後派付。

根據《中華人民共和國企業所得稅法》及其實施條例(以下統稱「《企業所得稅法》」)，非居民企業應當就其來源於中國境內的所得繳納企業所得稅，適用稅率為10.0%。為此，任何以非個人股東名義(包括以香港中央結算(代理人)有限公司、其他代理人或受託人、或其他組織及團體名義)登記的H股股份皆被視為由非居民企業股東(定義見《企業所得稅法》)所持有的股份，本公司將在代扣代繳10.0%企業所得稅後，向該等非居民企業股東派發末期股息。

In order to determine the entitlement of the Shareholders to the final dividend (subject to the approval by the Shareholders at the AGM), the register of members of the Company will be closed from Wednesday, May 31, 2023 to Monday, June 5, 2023, both days inclusive, during which period no share transfers in the Company will be registered. To qualify for the final dividend, all transfers documents accompanied by the relevant share certificates and other appropriate documents must be lodged for registration with the Company's H share registrar, Computershare Hong Kong Investor Services Limited, at Shops 1712-1716, 17th Floor, Hopewell Centre, 183 Queen's Road East, Wanchai, Hong Kong (for the H Shareholders), or the office of the Company at 12-20, 12th Floor, Tower B, Jiansheng Building, No.1 Pingji Road, Xialilang Community, Nanwan Street, Longgang District, Shenzhen, Guangdong Province, China (for the Domestic Shareholders) before 4:30 p.m. on Tuesday, May 30, 2023.

FINAL DIVIDEND

The Board has recommended the payment of a final dividend of RMB0.076 per ordinary share (tax inclusive) for the year ended December 31, 2022. The proposed final dividend shall be declared in RMB and paid to H Shareholders in Hong Kong dollars. The final dividend payable in Hong Kong dollars will be converted from RMB at the average exchange rate of RMB against the Hong Kong dollars issued by the People's Bank of China five business days before the forthcoming AGM, and the final dividend paid to the holders of domestic shares of the Company will be paid in RMB. This proposed final dividend is subject to the approval of the Shareholders at the forthcoming AGM and is expected to be paid on or around Monday, July 10, 2023.

In accordance with the Enterprise Income Tax Law of the People's Republic of China and its implementation rules (the "EIT Law"), non-resident enterprises shall pay enterprise income tax on income derived from China, and the applicable tax rate is 10.0%. To this end, any H shares registered in the name of non-individual Shareholders, including HKSCC Nominees Limited, other nominees, trustees or other organizations and groups will be treated as being held by non-resident enterprise Shareholders (as defined in the EIT Law), and the Company will distribute the final dividend to such non-resident enterprise Shareholders after withholding such 10.0% enterprise income tax.



董事會報告

REPORT OF THE BOARD OF DIRECTORS

本公司在向個人股東派發二零二二年末期股息時，將按10%或20%的稅率扣繳個人所得稅，但稅務法規、相關稅收協定或通知另有規定的，將按相關規定及稅收徵管要求具體辦理。

The Company distributes the 2022 final dividend to the individual Shareholders, which would be subject to the personal income tax at the rate of 10% or 20%. It would be specifically handled in line with relevant regulations and tax collection and management requirements, unless otherwise required by the tax regulations, relevant tax agreements or notices.

股息政策

我們可根據經營業績、現金流量、財務狀況、對我們支付股息的法定及監管限制、我們的資本要求、未來業務計劃及前景以及我們可能認為相關的其他因素等各種因素，以現金或我們認為合適的其他方式分派股息。宣派及支付任何股息的決定須經董事會批准，並由其酌情決定。此外，任何財政年度的末期股息將須經股東批准。於報告期間，我們並無宣派任何股息。

DIVIDEND POLICY

We may distribute dividends by way of cash or by other means that we consider appropriate, based on various factors such as our results of operations, cash flows, financial condition, statutory and regulatory restrictions on the payment of dividends by us, our capital requirements, future business plans and prospects and other factors that we may consider relevant. A decision to declare and pay any dividend would require the approval of the Board and will be at their discretion. In addition, any final dividend for a financial year will be subject to Shareholders' approval. We did not declare any dividends during the Reporting Period.

我們擬採用一般年度股息政策，每年宣派及支付不少於任何特定年度可供分派淨利潤的20%的股息。宣派及派付股息須視乎（其中包括）我們的經營需要、盈利、財務狀況、營運資金需求及我們董事會於該期間可能認為相關的未來業務計劃而定。我們無法保證能按董事會任何計劃中規定的數額宣派或分派任何股息，或根本不宣派或分派任何股息。


We intend to adopt a general annual dividend policy of declaring and paying dividends on an annual basis of no less than 20% of our distributable net profit for any particular year. The declaration and payment of dividends is subject to, among other things, our operational needs, earnings, financial condition, working capital requirements and future business plans as our Board may deem relevant at such time. There can be no assurance that we will be able to declare or distribute any dividend in the amount set out in any plan of the Board or at all.

財務概要

本集團過去四個財政年度之業績及資產與負債之概要載列於本年報第360頁。該概要不構成本年報經審核合併財務報表之一部分。

FINANCIAL SUMMARY

A summary of the results and the assets and liabilities of the Group for the last four financial years is set out on page 360 of the Report. The summary does not form part of the audited consolidated financial statements of the Report.



董事會報告

REPORT OF THE BOARD OF DIRECTORS

銀行借款

本集團截至二零二二年十二月三十一日止年度的銀行借款詳情載列於本年報合併財務報表附註27。

全球發售所得款項淨額用途

截至二零二二年十二月三十一日止年度，本集團未收取任何全球發售所得款項。

本公司於二零二三年第一季度完成全球發售及上市。本公司於上市日期根據全球發售發行發行78,947,500股H股及於二零二三年二月十三日根據部分行使超額配股權進一步發行9,596,500股H股，發售價每股H股5.60港元。在扣除承銷佣金及本公司收到的與全球發售有關的其他估計費用後，本公司自全球發售(包括部分行使超額配股權)籌得的所得款項淨額約為474.0百萬港元，分別由全球發售所籌得的422.6百萬港元(行使任何超額配股權前)及根據行使部分超額配股權而發行股份所籌得的51.4百萬港元組成。

本集團擬按招股章程「未來計劃及所得款項用途」一節所披露的方式動用全球發售所得淨款項。

BANK BORROWINGS

Details of the bank borrowings of the Group for the year ended December 31, 2022 are set out in note 27 to the consolidated financial statements of the Report.

USE OF NET PROCEEDS FROM THE GLOBAL OFFERING

The Group had not received any proceeds from the Global Offering for the year ended December 31, 2022.

The Company completed its Global Offering and Listing in the first quarter of 2023. The Company issued 78,947,500 H Shares on the Listing Date pursuant to the Global Offering and further issued 9,596,500 H Shares on February 13, 2023 pursuant to the partial exercise of over-allotment option at an offer price of HK\$5.60 per H Share. Net proceeds the Company raised from the Global Offering (including the partial exercise of the over-allotment option), after deducting the underwriting commission and other estimated expenses in connection with the Global Offering amounted to approximately HK\$474.0 million, comprising HK\$422.6 million raised from the Global Offering (before any exercise of the over-allotment option) and HK\$51.4 million from the issue of shares pursuant to the partial exercise of the over-allotment option, respectively.

The Group intends to utilize the net proceeds from the Global Offering in the manner as disclosed in the section headed "Future Plans and Use of Proceeds" in the Prospectus.



董事會報告

REPORT OF THE BOARD OF DIRECTORS


下表載列全球發售所得淨款項擬定用途、將用於的用途及預期時間表的詳細明細及說明：

The table below sets out a detailed breakdown and description of the intended use of the net proceeds from the Global Offering and the purposes for which they will be used and the expected timeline:

所得款項擬定用途 Intended use of proceeds	所得淨款項分配 Allocation of net proceeds	佔所得 淨款項總額 百分比 Percentage of total net proceeds	使用所得淨款項 的擬定時間表 (附註) Intended timeframe for use of the net proceeds ^(note)
改善及提升營運及供應鏈系統 To improve and enhance operation and supply chain systems	213.3百萬港元 HK\$213.3 million	45.0% 45.0%	二零二五年十二月三十一日前 Before December 31, 2025
升級及改善核心骨幹資訊科技系統 及基礎設施 To upgrade and improve core backbone IT systems and infrastructure	118.5百萬港元 HK\$118.5 million	25.0% 25.0%	二零二四年十二月三十一日前 Before December 31, 2024
償還部分計息銀行借貸 To repay part of interest-bearing bank borrowings	118.5百萬港元 HK\$118.5 million	25.0% 25.0%	二零二三年十二月三十一日前 Before December 31, 2023
營運資金及其他一般企業用途 Working capital and other general corporate purposes	23.7百萬港元 HK\$23.7 million	5.0% 5.0%	二零二五年十二月三十一日前 Before December 31, 2025
總額 Total	474.0百萬港元 HK\$474.0 million	100.0% 100.0%	- -

附註：根據本集團目前對其業務計劃及市況的估計，並可予變動及調整。

Note: Based on the Group's current estimates of its business plans and market conditions, and subject to change and adjustment.



董事會報告

REPORT OF THE BOARD OF DIRECTORS

附屬公司

本公司附屬公司之詳情載於本年報合併財務報表附註40。

物業、廠房及設備

本集團截至二零二二年十二月三十一日止年度的物業、廠房及設備變動詳情載列於本年報合併財務報表附註14。

股本

本公司截至二零二二年十二月三十一日止年度的股本變動詳情載列於本年報合併財務報表附註31。

股本掛鈎協議

截至二零二二年十二月三十一日止年度，本公司或其任何附屬公司並無訂立或於年底存續股本掛鈎協議。

儲備

本公司及本集團截至二零二二年十二月三十一日止年度的儲備變動詳情載於本年報合併財務報表附註32及39。

可供分派儲備

截至二零二二年十二月三十一日，本公司可供分派予股東的儲備為約人民幣390.0百萬元。

已發行債權證

截至二零二二年十二月三十一日止年度，本集團並無發行任何債權證。

SUBSIDIARIES

Particulars of the Company's subsidiaries are set out in note 40 to the consolidated financial statements of the Report.

PROPERTY, PLANT AND EQUIPMENT

Details of the movements in the property, plant and equipment of the Group for the year ended December 31, 2022 are set out in note 14 to the consolidated financial statements of the Report.

SHARE CAPITAL

Details of movements in the Company's share capital for the year ended December 31, 2022 are set out in note 31 to the consolidated financial statements of the Report.

EQUITY-LINKED AGREEMENT

There was no equity-linked agreement entered into by the Company or any of its subsidiaries in the year ended December 31, 2022 or subsisted at the end of the year.

RESERVES

Details of the movements in the reserves of the Group and the Company during the year ended December 31, 2022 are set out in notes 32 and 39 to the consolidated financial statements of the Report.

DISTRIBUTABLE RESERVES

As of December 31, 2022, the Company's reserves available for distribution to Shareholders amounted to approximately RMB390.0 million.

DEBENTURE ISSUED

The Group did not issue any debenture for the year ended December 31, 2022.



董事會報告

REPORT OF THE BOARD OF DIRECTORS

購入、出售或贖回本公司上市證券

由於本公司股份於截至二零二二年十二月三十一日止年度並無於聯交所上市，於審閱年度內，本公司或其任何附屬公司概無購買、出售或贖回本公司任何上市證券。

自上市日期直至本報告日期期間，本公司或其任何附屬公司概無購入、出售或贖回任何本公司的上市證券。

優先購買權

截至二零二二年十二月三十一日止年度，本公司並無優先購買權及購股權安排。章程及中國法律均無規定本公司在發行新股時，必須優先考慮現有股東的持股比例。

稅務優惠及豁免

董事會並不知悉任何持有本公司證券的股東享有任何稅務優惠或豁免。股東如對購買、持有、出售及買賣股份或行使其任何相關權利（包括任何稅務優惠權利）的稅務影響有任何疑問，應諮詢專家。

委託存款及到期定期存款

於二零二二年十二月三十一日，本公司並無於中國任何金融機構持有任何信託存款或任何於到期時無法提取的定期存款。

PURCHASE, SALE OR REDEMPTION OF THE COMPANY'S LISTED SECURITIES

As the Company's shares have not been listed on the Stock Exchange during the year ended December 31, 2022, neither the Company nor any of its subsidiaries purchased, sold or redeemed any of the Company's listed securities during the year under review.

During the period from the Listing Date and up to date of the this report, neither the Company nor any of its subsidiaries has purchased, sold or redeemed any of the Company's listed securities.

PRE-EMPTIVE RIGHTS


During the year ended December 31, 2022, the Company had no arrangement for pre-emptive rights and share options. Neither the Articles of Association nor the PRC laws stipulates that the Company shall give priority to existing shareholders in offering new shares in proportion to their shareholdings.

TAX CONCESSION AND EXEMPTION

The Board is not aware of any tax concession or exemption for any Shareholders who hold securities of the Company. Shareholders are advised to consult an expert if they are in any doubt about the tax implications of purchasing, holding, disposing of and trading in shares or exercising any of their rights in relation to them, including any right to tax concession.

ENTRUSTED DEPOSIT AND MATURED TIME DEPOSIT

As at December 31, 2022, the Company had not held any deposits under trust or any time deposit in any financial institution in the PRC which could not be withdrawn upon maturity.



董事會報告

REPORT OF THE BOARD OF DIRECTORS

退休金計劃

於報告期內，本集團的退休金計劃詳情載於本年報合併財務報表附註2.22(b)。

捐款

截至二零二二年十二月三十一日止年度，本集團做出慈善捐款約人民幣1.6百萬元。

董事及監事名單

董事會

執行董事

余惠勇先生(董事長)
徐艷林女士
田錫秋先生
焦岳先生
朱啟東先生

非執行董事

潘攀先生
胡祺昊先生

獨立非執行董事

蔣岩波博士
馬瑞光先生
吳戰旒博士
張以德先生(於2022年1月1日獲委任)
朱舫女士

監事會

楊曉虎先生
鄒峰先生
蘇彥先生

PENSION SCHEME

During the Reporting Period, details of the pension scheme of the Group are set out in note 2.22(b) to the consolidated financial statements of the Report.

DONATIONS

For the year ended December 31, 2022, approximately RMB1.6 million charitable donations were made by the Group.

LIST OF DIRECTORS AND SUPERVISORS

BOARD OF DIRECTORS

EXECUTIVE DIRECTORS

Mr. YU Huiyong (Chairman)
Ms. XU Yanlin
Mr. TIAN Xiqiu
Mr. JIAO Yue
Mr. ZHU Qidong

NON-EXECUTIVE DIRECTORS

Mr. PAN Pan
Mr. HU Qihao

INDEPENDENT NON-EXECUTIVE DIRECTORS

Dr. JIANG Yanbo
Mr. MA Ruiguang
Dr. WU Zhanchi
Mr. CHEUNG Yee Tak Jonathan (appointed on January 1, 2022)
Ms. ZHU Fang

BOARD OF SUPERVISORS

Mr. YANG Xiaohu
Mr. ZOU Feng
Mr. SU Yan



董事會報告

REPORT OF THE BOARD OF DIRECTORS

獨立非執行董事的獨立性確認

本公司已接獲各獨立非執行董事根據上市規則第3.13條發出之獨立性確認。於本報告日期，本公司認為全體獨立非執行董事均為獨立人士。

董事、監事及高級管理層履歷

本集團董事、監事及高級管理層的履歷詳情載於本年報第49至64頁。

董事及監事信息變動

蔣岩波博士自二零二三年四月起不再擔任廣東道氏技術股份有限公司獨立非執行董事。

吳戰箴博士自二零二三年三月起不再擔任佳禾智能科技股份有限公司獨立非執行董事。

經本公司作出特定查詢後，除上述披露外，董事及監事確認自招股章程刊發以來，根據上市規則第13.51(2)條第(a)至(e)及(g)段須予披露有關任何董事及監事的任何信息概無變動。

CONFIRMATION OF INDEPENDENCE FROM THE INDEPENDENT NON-EXECUTIVE DIRECTORS

The Company has received from each independent non-executive Director a confirmation of independence in accordance with Rule 3.13 of the Listing Rules. The Company considers all independent non-executive Directors were independent as at the date of this report.

BIOGRAPHIES OF DIRECTORS, SUPERVISORS AND SENIOR MANAGEMENT


Biographical details of the Directors, Supervisors and the senior management of the Group are set out on pages 49 to 64 of the Report.

CHANGES IN INFORMATION OF DIRECTORS AND SUPERVISORS

Dr. JIANG Yanbo has ceased to be an independent non-executive director of Guangdong Dowstone Technology Co., Ltd. (廣東道氏技術股份有限公司) since April 2023.

Dr. WU Zhanchi has ceased to be an independent non-executive director of Cosonic Intelligent Technologies Co., Ltd. (佳禾智能科技股份有限公司) since March 2023.

After making specific enquiries by the Company and confirmed by the Directors and Supervisors, save as disclosed above, there is no change to any information required to be disclosed in relation to any Director and Supervisors pursuant to paragraphs (a) to (e) and (g) under Rule 13.51(2) of the Listing Rules since the publication of the Prospectus.



董事會報告

REPORT OF THE BOARD OF DIRECTORS

董事及監事服務合約或委任函

各執行董事及監事已與本公司訂立服務合約，而本公司已向各非執行董事及獨立非執行董事發出委任函。該等服務合約及委任函的主要詳情包括(1)委任期限，自當中所述委任日期起至本屆董事會或監事會(視情況而定)屆滿日期止；及(2)可根據其各自條款予以終止。服務合約及委任函可根據章程及適用上市規則予以重續。

除上文所披露者外，概無董事或監事已或擬與本集團任何成員公司訂立任何服務合約(不包括於一年內屆滿或僱主可於一年內終止而無須支付賠償(法定賠償除外)的合約)。

截至二零二二年十二月三十一日止年度的董事及監事薪酬詳情載於本年報合併財務報表附註36(A)。

董事及監事在重要交易、安排或合約中的權益

除本年報合併財務報表附註35及下文「關連交易」一節所披露者外，就董事所知，截至二零二二年十二月三十一日止年度，概無董事、監事或與董事及／或監事有關連的實體於本公司或其附屬公司所訂立的任何重大交易、安排或合約中直接或間接擁有或曾經擁有重大權益。

SERVICE CONTRACTS OR LETTERS OF APPOINTMENT OF DIRECTORS AND SUPERVISORS

Each of the executive Directors and Supervisors has entered into a service contract with the Company, and the Company has issued letters of appointment to each of the non-executive Director and independent non-executive Directors. The principal particulars of such service contracts and letters of appointment (1) include the term of appointment which commences from the date of appointment as stated therein and ends on the date of expiry of the current session of the Board or the Board of Supervisors (as the case may be), and (2) are subject to termination in accordance with their respective terms. The service contracts and the letters of appointments may be renewed in accordance with the Articles of Association and the applicable Listing Rules.

Save as disclosed above, none of the Directors or Supervisors has entered, or has proposed to enter, a service contract with any member of the Group (other than contracts expiring or determinable by the employer within one year without the payment of compensation (other than statutory compensation)).

Details of Directors and Supervisors' remuneration for the year ended December 31, 2022 are set out in note 36(A) to the consolidated financial statements of the Report.

INTERESTS OF DIRECTORS AND SUPERVISORS IN MATERIAL TRANSACTIONS, ARRANGEMENTS AND CONTRACTS

Save as disclosed in note 35 to the consolidated financial statements of the Report and in the section headed "Connected Transactions" below, to the knowledge of the Directors, none of the Directors, Supervisors or entities connected with the Directors and/or Supervisors had or has had a material interest, directly or indirectly, in any material transaction, arrangement or contract in which the Company or its subsidiaries for the year ended December 31, 2022.



董事會報告

REPORT OF THE BOARD OF DIRECTORS

董事收購股份或債權證的權利

於截至二零二二年十二月三十一日止年度內任何時間，概無向任何董事或彼等的配偶或未滿18歲的子女授出任何權利，致使彼等可從購買本公司股份或債權證中獲益，而該等人士亦無行使該等權利；且本公司或其任何附屬公司或控股公司或控股公司的附屬公司概無訂立任何安排，致使董事、彼等的配偶或未滿18歲的子女可獲得任何其他法律實體的權利。

薪酬政策

薪酬委員會已告成立，以根據本集團的經營業績、董事及高級管理層的個人表現及可資比較市場慣例審閱本集團的薪酬政策以及本集團董事及高級管理層架構。

截至二零二二年十二月三十一日止年度，董事、監事及五名最高薪酬人士的薪酬詳情載於本年報的合併財務報表附註36。


DIRECTORS' RIGHTS TO ACQUIRE SHARES OR DEBENTURES

At no time during the year ended December 31, 2022 has any rights been granted to any Directors or their spouses or children under the age of 18 to enable them to benefit from the purchase of Shares or debentures of the Company, and such persons have also failed to exercise those rights; and no arrangement has been entered into by the Company or any of its subsidiaries or holding companies or subsidiaries of the holding companies whereby the Directors, their spouses or children under the age of 18 may have access to the rights of any other legal entities.

REMUNERATION POLICY

The Remuneration Committee was set up for reviewing the Group's emolument policy and structure of the Directors and senior management of the Group, having regard to the Group's operating results, individual performance of the Directors and senior management and comparable market practices.

Details of the remuneration of the Directors, Supervisors and the five highest paid individuals for the year ended December 31, 2022 are set out in note 36 to the consolidated financial statements of the Report.



董事會報告

REPORT OF THE BOARD OF DIRECTORS

退休及僱員福利計劃

本公司退休及僱員福利計劃的詳情載於本年報的合併財務報表附註2.22。

於報告期間，本集團並無動用已沒收供款以減低現有供款水平。

董事、監事及最高行政人員於股份、相關股份及債券之權益及淡倉

由於本公司於二零二二年十二月三十一日尚未於香港聯交所主板上市，故於二零二二年十二月三十一日，證券及期貨條例第XV部第7及8分部以及第352條並不適用於本公司董事、監事及最高行政人員。

截至本報告日期，各董事、監事及最高行政人員於本公司或其任何相聯法團（定義見證券及期貨條例第XV部）的股份、相關股份或債權證中擁有根據證券及期貨條例第XV部第7及8分部須知會本公司及聯交所的權益及淡倉（包括根據證券及期貨條例有關條文被當作或視為擁有的權益及淡倉），或記錄於本公司根據證券及期貨條例第352條須存置的登記冊或根據標準守則須知會本公司及聯交所的權益及淡倉如下：

RETIREMENT AND EMPLOYEE BENEFITS SCHEME

Details of the retirement and employee benefits scheme of the Company are set out in note 2.22 to the consolidated financial statements of the Report.

During the Reporting Period, no forfeited contributions had been used by the Group to reduce the existing level of contributions.

INTERESTS AND SHORT POSITIONS OF DIRECTORS, SUPERVISORS AND CHIEF EXECUTIVE IN SHARES, UNDERLYING SHARES AND DEBENTURES

As the Company has not been listed on the Main Board of the Hong Kong Stock Exchange as at December 31, 2022, Divisions 7 and 8 of Part XV and section 352 of SFO are not applicable to the Directors, Supervisors and chief executive of the Company as at December 31, 2022.

As of the date of this report, the interests or short positions of each Director, Supervisor and chief executive in the shares, underlying shares or debentures of the Company or any of its associated corporations (within the meaning of Part XV of the SFO which were required to be notified to the Company and the Stock Exchange pursuant to Divisions 7 and 8 of Part XV of the SFO (including the interests and short positions which were taken or deemed to have under such provisions of the SFO), or which were recorded in the register required to be kept by the Company pursuant to section 352 of the SFO or which were required to be notified to the Company and the Stock Exchange pursuant to the Model Code are as follows:



董事會報告

REPORT OF THE BOARD OF DIRECTORS

(i) 於本公司的權益

(i) INTEREST IN THE COMPANY


董事／監事姓名	股份類別	權益性質	股份數目	佔相關類別股份 的概約百分比 ⁽¹⁾ Approximate percentage in the relevant class of shares ⁽¹⁾
Name of Director/Supervisor	Class of shares	Nature of interest	Number of shares	class of shares ⁽¹⁾
余惠勇先生 Mr. YU Huiyong	內資股 Domestic Shares	實益擁有人 Beneficial owner	383,957,019	94.59%
	H股 H Shares	配偶權益及受控法團權益 ⁽²⁾⁽³⁾⁽⁴⁾ Interest of spouse and interest in controlled corporation ⁽²⁾⁽³⁾⁽⁴⁾	352,293,740	29.79%
徐艷林女士 Ms. XU Yanlin	內資股 Domestic Shares	配偶權益 ⁽²⁾⁽³⁾ Interest of spouse ⁽²⁾⁽³⁾	383,957,019	94.59%
	H股 H Shares	配偶權益及受控法團權益 ⁽²⁾⁽³⁾⁽⁴⁾ Interest of spouse and interest in controlled corporation ⁽²⁾⁽³⁾⁽⁴⁾	352,293,740	29.79%
焦岳先生 Mr. JIAO Yue	H股 H Shares	受控法團權益 ⁽⁵⁾ Interest in controlled corporation ⁽⁵⁾	89,827,264	7.60%
田錫秋先生 Mr. TIAN Xiqiu	H股 H Shares	受控法團權益 ⁽⁶⁾ Interest in controlled corporation ⁽⁶⁾	2,913,398	0.25%

附註：

Notes:

- (1) 於本報告日期，本公司已發行股份數目為1,588,544,000股，當中包括405,927,395股內資股及1,182,616,605股H股。
- (2) 余惠勇先生為宏願善果、恒義利投資及匯智眾享的（執行）普通合夥人，並對彼等擁有完全控制權。余惠勇先生故根據證券及期貨條例被視為於宏願善果、恒義利投資及匯智眾享持有權益的股份中持有權益。此外，余惠勇先生擁有深圳惠林51%的股權，故根據證券及期貨條例被視為於深圳惠林持有權益的股份中享有權益。
- (3) 徐艷林女士為余惠勇先生的配偶，故根據證券及期貨條例余惠勇先生及徐艷林女士各自被視為於彼此持有的股份中享有權益。

- (1) As of the date of this report, the number of issued Shares of the Company was 1,588,544,000, comprising 405,927,395 Domestic Shares and 1,182,616,605 H Shares.
- (2) Mr. YU Huiyong is the (executive) general partner of and has full control over Hongyuan Shangguo, Hengyili Investment and Huizhi Zhongxiang. Mr. YU Huiyong is therefore deemed under the SFO to be interested in the Shares held by Hongyuan Shangguo, Hengyili Investment and Huizhi Zhongxiang. In addition, Mr. YU Huiyong owns 51% equity interests in Shenzhen Huilin. Mr. YU Huiyong is therefore deemed under the SFO to be interested in the Shares held by Shenzhen Huilin.
- (3) Ms. XU Yanlin is the spouse of Mr. YU Huiyong. Each of Mr. YU Huiyong and Ms. XU Yanlin is therefore deemed under the SFO to be interested in the Shares held by each other.



董事會報告

REPORT OF THE BOARD OF DIRECTORS

- | | |
|---|--|
| <p>(4) 徐艷林女士擁有深圳惠林49%的股權。此外，徐艷林女士對恒義利投資投入超過三分之一的資本，故根據證券及期貨條例被視為於深圳惠林及恒義利投資持有權益的股份中享有權益。</p> <p>(5) 焦岳先生為北京合順利如企業管理中心(有限合伙)(「合順利如」)的普通合夥人，並對彼擁有完全控制權。此外，焦岳先生對匯智眾享投入超過三分之一的資本，故根據證券及期貨條例被視為於合順利如及匯智眾享持有權益的股份中享有權益。</p> <p>(6) 田錫秋先生為樟樹市恒旺投資管理中心(有限合伙)(「恒旺」)的有限合夥人，並對其投入超過三分之一的資本，故根據證券及期貨條例被視為於恒旺持有的股份中享有權益。</p> <p>(7) 所有權益以好倉列明。</p> | <p>(4) Ms. XU Yanlin owns 49% equity interests in Shenzhen Huilin. In addition, Ms. XU Yanlin contributed more than one third of the capital to Hengyili Investment. As such, Ms. XU Yanlin is therefore deemed under the SFO to be interested in the Shares held by Shenzhen Huilin and Hengyili Investment.</p> <p>(5) Mr. JIAO Yue is the general partner of and has full control over Beijing Heshun Liru Enterprise Management Center Limited Partnership* ("Heshun Liru"). In addition, Mr. JIAO Yue contributed more than one third of the capital to Huizhi Zhongxiang. Mr. Jiao Yue is therefore deemed under the SFO to be interested in the Shares held by Heshun Liru and Huizhi Zhongxiang.</p> <p>(6) Mr. TIAN Xiqiu is the limited partner of and contributed more than one third of the capital of Zhangshu City Hengwang Investment Management Center Limited Partnership* ("Hengwang"). Mr. TIAN Xiqiu is therefore deemed under the SFO to be interested in the Shares held by Hengwang.</p> <p>(7) All interests stated are long position.</p> |
|---|--|

於本報告日期，概無本公司董事、監事或最高行政人員於本公司相聯法團的股份、相關股份及債權證中擁有根據證券及期貨條例第352條須登記於本公司所存置登記冊的權益或淡倉，或根據標準守則須知會本公司及聯交所的權益或淡倉。

As at the date of this report, none of our Directors, Supervisors or the chief executive of our Company has any interests or short positions in the shares, underlying shares and debentures of associated corporations of the Company, which were required to be recorded in the register kept by the Company pursuant to Section 352 of the SFO, or notified to the Company and the Stock Exchange pursuant to the Model Code.

主要股東及其他人士於股份及相關股份之權益及淡倉

INTERESTS AND SHORT POSITIONS OF SUBSTANTIAL SHAREHOLDERS AND OTHER PERSONS IN SHARES AND UNDERLYING SHARES

由於本公司於二零二二年十二月三十一日尚未於香港聯交所主板上市，故於二零二二年十二月三十一日，證券及期貨條例第XV部第2及3分部以及第336條並不適用於本公司主要股東。

As the Company has not been listed on the Main Board of the Hong Kong Stock Exchange as at December 31, 2022, Divisions 2 and 3 of Part XV and section 336 of the SFO are not applicable to the substantial Shareholders of the Company as at December 31, 2022.




董事會報告

REPORT OF THE BOARD OF DIRECTORS

據董事所深知，於本報告日期，以下人士（並非董事、監事及本公司最高行政人員）於股份或相關股份中擁有根據證券及期貨條例第XV部第2及3分部條文須向本公司披露且本公司根據證券及期貨條例第336條須存置的登記冊所記錄的權益或淡倉：

To the best of Directors' knowledge, as at the date of this report, the following persons (not being the Directors, Supervisors and chief executive of the Company) had interests or short positions in the Shares or underlying Shares as recorded in the register required to be disclosed to the Company under the provisions of Divisions 2 and 3 of Part XV of the SFO which were kept by the Company pursuant to section 336 of the SFO:

股東／最終控制人／ 最終實益擁有人姓名／名稱	股份類別	權益性質	股份數目	佔相關類別股份 概約百分比 ⁽¹⁾
Name of Shareholder/Ultimate Controller/Ultimate Beneficial Owner	Class of Shares	Nature of interest	Number of Shares	Approximate percentage in the relevant class of shares ⁽¹⁾
宏願善果	H股	實益擁有人	129,749,246	10.97%
Hongyuan Shanguo	H Shares	Beneficial owner		
恒義利投資	H股	實益擁有人	120,663,036	10.20%
Hengyili Investment	H Shares	Beneficial owner		
王永華先生	H股	受控法團權益 ⁽²⁾	176,613,191	14.93%
Mr. Wang Yonghua	H Shares	Interest in controlled corporation ⁽²⁾		
深圳市天圖投資管理股份有限公司 （「天圖投資」）	H股	受控法團權益 ⁽²⁾	176,613,191	14.93%
Tian Tu Capital Co., Ltd. （「Tiantu Capital」）	H Shares	Interest in controlled corporation ⁽²⁾		
深圳天圖資本管理中心（有限合夥） （「天圖中心」）	H股	受控法團權益 ⁽²⁾	105,740,100	8.94%
Shenzhen Tiantu Capital Management Center (Limited Partnership)*（「Tiantu Center」）	H Shares	Interest in controlled corporation ⁽²⁾		
北京天圖興北投資中心（有限合夥） （「天圖興北」）	H股	受控法團權益 ⁽²⁾	92,462,726	7.82%
Beijing Tiantu Xingbei Investment Center (Limited Partnership)*（「Tiantu Xingbei」）	H Shares	Interest in controlled corporation ⁽²⁾		
杭州天圖資本管理有限公司（「天圖管理」）	H股	受控法團權益 ⁽²⁾	70,873,091	5.99%
Hangzhou Tiantu Capital Management Co., Ltd.（「Tiantu Management」）	H Shares	Interest in controlled corporation ⁽²⁾		
中國國際金融股份有限公司（「中金」）	H股	受控法團權益 ⁽³⁾	156,864,795	13.26%
China International Capital Corporation Limited（「CICC」）	H Shares	Interest in controlled corporation ⁽³⁾		
中金資本運營有限公司（「中金資本」）	H股	受控法團權益 ⁽³⁾	156,864,795	13.26%
CICC Capital Operation Co., Ltd. （「CICC Capital」）	H Shares	Interest in controlled corporation ⁽³⁾		
中金前海發展（深圳）基金管理有限公司	H股	受控法團權益 ⁽³⁾	76,409,758	6.46%
CICC Qianhai Development (Shenzhen) Fund Management Co., Ltd.*	H Shares	Interest in controlled corporation ⁽³⁾		



董事會報告

REPORT OF THE BOARD OF DIRECTORS

附註：

- (1) 乃基於於本報告日期已發行的合共1,588,544,000股股份(包括405,927,395股內資股及1,182,616,605股H股)計算。
- (2) 於本報告日期，深圳天圖興慧投資合夥企業(有限合夥)(「天圖興慧」)、蘇州天圖興蘇股權投資中心(有限合夥)(「天圖興蘇」)、深圳興順投資合夥企業(有限合夥)(「天圖興順」)、深圳興思投資合夥企業(有限合夥)(「天圖興思」)、天圖興北及成都天圖天投東風股權投資基金中心(有限合夥)(「天圖天投」)分別直接持有本公司已發行股本總額約2.36%、1.12%、0.55%、0.43%、5.82%及0.84%。

天圖管理為天圖興慧、天圖興蘇、天圖興順及天圖興思的普通合夥人，並擁有其全部控制權。天圖中心為天圖興北及天圖天投的(執行)普通合夥人，並擁有其全部控制權。天圖管理及天圖中心由天圖投資全資擁有。天圖投資分別直接出資天圖興慧、天圖興蘇、天圖興順及天圖興思的99%、48.58%、41.8571%及99%投資。杭州天圖興杭股權投資中心(有限合夥)(「天圖興杭」)出資天圖興蘇的48.12%投資，天圖興杭由天圖投資最終控制。

王永華先生為天圖投資的最終控股股東(控制或控制行使40%以上的投票權)。因此，截至本報告日期，(i)根據證券及期貨條例，天圖中心被視為於本公司已發行股本總額合共約6.66%中擁有權益；及(ii)根據證券及期貨條例，王永華先生及天圖投資被視為於天圖興慧、天圖興蘇、天圖興順、天圖興思、天圖興北及天圖天投持有本公司已發行股本總額合共約11.12%中擁有權益。

Notes:

- (1) The calculation is based on the total number of 1,588,544,000 Shares in issue as at the date of this report, comprising 405,927,395 Domestic Shares and 1,182,616,605 H Shares.
- (2) As at the date of this report, Shenzhen Tiantu Xinghui Investment Partnership Limited Partnership* ("Tiantu Xinghui"), Suzhou Tiantu Xingsu Equity Investment Center Limited Partnership* ("Tiantu Xingsu"), Shenzhen Xingshun Investment Partnership Limited Partnership* ("Tiantu Xingshun"), Shenzhen Xingsi Investment Partnership Limited Partnership* ("Tiantu Xingsi"), Tiantu Xingbei and Chengdu Tiantu Tiantou Dongfeng Equity Investment Fund Center Limited Partnership* ("Tiantu Tiantou") directly held approximately 2.36%, 1.12%, 0.55%, 0.43%, 5.82% and 0.84% of the total issued share capital of our Company, respectively.

Tiantu Management is the general partner of and has full control over Tiantu Xinghui, Tiantu Xingsu, Tiantu Xingshun and Tiantu Xingsi. Tiantu Center is the (executive) general partner of and has full control over Tiantu Xingbei and Tiantu Tiantou. Tiantu Management and Tiantu Center are wholly owned by Tiantu Capital. Tiantu Capital directly contributed 99%, 48.58%, 41.8571% and 99% of the capital of Tiantu Xinghui, Tiantu Xingsu, Tiantu Xingshun and Tiantu Xingsi, respectively. Hangzhou Tiantu Xinghang Equity Investment Center Limited Partnership* ("Tiantu Xinghang") contributed 48.12% of the capital of Tiantu Xingsu and Tiantu Xinghang is ultimately controlled by Tiantu Capital.

Mr. Wang Yonghua is the ultimate controlling shareholder (with control or control the exercise of more than 40% of the voting rights) of Tiantu Capital. As such, as of the date of this report, (i) Tiantu Center was deemed under the SFO to be interested in the aggregate of approximately 6.66% of the total issued share capital of our Company, and (ii) Mr. Wang Yonghua and Tiantu Capital were deemed under the SFO to be interested in the aggregate of 11.12% of the total issued share capital of our Company held by Tiantu Xinghui, Tiantu Xingsu, Tiantu Xingshun, Tiantu Xingsi, Tiantu Xingbei and Tiantu Tiantou.



董事會報告

REPORT OF THE BOARD OF DIRECTORS

- (3) 於本報告日期，深圳中金前海伯樂一號基金中心（有限合夥）（「伯樂一號」）、深圳中金前海白馬四號基金中心（有限合夥）（「白馬四號」）、河南省戰新產業投資基金（有限合夥）（「河南戰新」）、寧波梅山保稅港區中金濤澤股權投資合夥企業（有限合夥）（「中金濤澤」）及新余獨角獸投資管理合夥企業（有限合夥）（「新余獨角獸」）分別直接持有本公司已發行股本總額約1.69%、0.12%、2.01%、3.06%及3.00%。

中金前海（深圳）股權投資基金管理有限公司（「中金前海股權」）為伯樂一號及白馬四號的普通合夥人，並對其擁有控制權。中金前海股權由中金前海發展（深圳）基金管理有限公司（「中金前海發展」）全資擁有。中金資本作為單一最大股東持有中金前海發展55%的股權。河南中金匯融基金管理有限公司（「河南中金匯融」）為河南戰新的普通合夥人並對其擁有控制權。河南中金匯融由中金資本擁有50%股權。

中金祺智（上海）股權投資管理有限公司（「祺智管理」）為中金濤澤的普通合夥人。中金資本通過合同安排於祺智管理的全部股權中享有權益。此外，中金濤澤由中金祺智（上海）股權投資中心（有限合夥）擁有約93.05%權益，中金祺智（上海）股權投資中心（有限合夥）由其普通合夥人中金私募股權投資管理有限公司（中金的全資附屬公司）控制及管理。

中金前海發展是新余獨角獸的普通合夥人。中金資本由中金全資擁有。中金是一家於聯交所主板上市的公司（股份代號：03908）。

因此，根據證券及期貨條例，於本報告日期，中金資本及中金被視為於伯樂一號、白馬四號、河南戰新、中金濤澤及新余獨角獸合計持有的本公司全部已發行股本9.87%中享有權益。

- (4) 所有權益以好倉列明。

除上文所披露者外，於本報告日期，董事並不知悉任何人士（並非董事或本公司最高行政人員）於股份或相關股份中擁有根據證券及期貨條例第XV部第2及3分部條文須向本公司披露的權益或淡倉，或根據證券及期貨條例第336條須登記於該條所述登記冊的權益或淡倉。

- (3) As at the date of this report, Shenzhen CICC Qianhai Bole No. 1 Fund Center Limited Partnership* (“**Bole No. 1**”), Shenzhen CICC Qianhai Baima No. 4 Fund Center Limited Partnership* (“**Baima No. 4**”), Henan Zhanxin Industry Investment Fund Limited Partnership* (“**Henan Zhanxin**”), Ningbo Meishan Bonded Port District CICC Haoze Equity Investment Partnership Limited Partnership* (“**CICC Haoze**”) and Xinyu Unicorn Investment Management Partnership Limited Partnership* (“**Xinyu Unicorn**”) directly held approximately 1.69%, 0.12%, 2.01%, 3.06% and 3.00% of the total issued share capital of our Company, respectively.

CICC Qianhai (Shenzhen) Equity Investment Fund Management Co., Ltd. (“**CICC Qianhai Equity**”) is the general partner of and has control over Bole No. 1 and Baima No. 4. CICC Qianhai Equity is wholly owned by CICC Qianhai Development (Shenzhen) Fund Management Co., Ltd. (“**CICC Qianhai Development**”). CICC Qianhai Development is owned as to 55% by CICC Capital, as the sole largest shareholder. Henan CICC Huirong Fund Management Co., Ltd. (“**Henan CICC Huirong**”) is the general partner of and has control over Henan Zhanxin. Henan CICC Huirong is owned as to 50% by CICC Capital.


CICC Qizhi (Shanghai) Equity Investment Management Co., Ltd.* (“**Qizhi Management**”) is the general partner of CICC Haoze. CICC Capital is interested in the entire equity interests of Qizhi Management through contractual arrangements. Further, CICC Haoze is owned as to approximately 93.05% by CICC Qizhi (Shanghai) Equity Investment Center Limited Partnership*, which is controlled and managed by its general partner, CICC Private Equity Investment Management Co., Ltd.*, a wholly owned subsidiary of CICC.

CICC Qianhai Development is the general partner of Xinyu Unicorn. CICC Capital is wholly owned by CICC. CICC is a listed company on the Stock Exchange (Stock code: 03908).

As such, as at the date of this report, CICC Capital and CICC are deemed under the SFO to be interested in the aggregate of 9.87% of the total issued share capital of our Company held by Bole No. 1, Baima No. 4, Henan Zhanxin, CICC Haoze and Xinyu Unicorn.

- (4) All interests stated are long position.

Save as disclosed above, as at the date of this report, the Directors were not aware of any persons (who were not Directors or chief executive of the Company) who had interests or short positions in the Shares or underlying Shares which would fall to be disclosed to the Company under the provisions of Divisions 2 and 3 of Part XV of the SFO, or which would be required, pursuant to Section 336 of the SFO, to be entered in the register referred to therein.



董事會報告

REPORT OF THE BOARD OF DIRECTORS

股份計劃

據董事所深知，於報告期間及直至本報告日期，本公司並無訂立且截至本報告日期並無任何首次公開發售前僱員股份計劃、首次公開發售後購股權計劃或首次公開發售後受限制股份單位計劃。

股本掛鈎協議

於報告期間及直至本報告日期，本公司並無訂立且截至本報告日期並無訂立任何將會或可能導致本公司發行股份的股本掛鈎協議，或要求本公司訂立任何將會或可能導致本公司發行股份的協議。

關聯方交易

本集團於報告期間訂立的關聯方交易詳情於本年報合併財務報表附註35披露。截至二零二二年十二月三十一日止年度，除(i)根據與果道耘心訂立的產品供應框架協議供應大生鮮產品及定制水果以及根據服務框架協議採購諮詢及培訓服務構成持續關連交易，並獲豁免遵守上市規則第14A章的申報、公告及獨立股東批准規定；及(ii)下文「關連交易」一節所披露的交易外，本年報合併財務報表附註35所披露的其他關聯方交易並不構成上市規則第14A章所界定的關連交易或持續關連交易。

SHARE SCHEME

To the best of our Directors' knowledge, the Company did not enter into, and as of the date of this report did not have, any pre-IPO employee share plan, post-IPO share option plan or post-IPO restricted share unit plan during the Reporting Period and up to the date of this report.

EQUITY-LINKED AGREEMENTS

The Company did not enter into, and as of the date of this report did not have, any equity-linked agreements which would or might result in the issue of Shares by the Company, or require the Company to enter into any agreements which would or might result in the issue of Shares by the Company, during the Reporting Period and up to the date of this report.

RELATED PARTY TRANSACTIONS

Details of the related party transactions entered into by our Group during the Reporting Period are disclosed in note 35 to the consolidated financial statements of the Report. Saved as (i) the supply of fresh groceries and designed fruits under the product supply framework agreement and procurement of consulting and training services under the service framework agreement with Guodao Yunxin which constitute continuing connected transactions and are exempted from the reporting, announcement and independent Shareholders' approval requirements under Chapter 14A of the Listing Rules, and (ii) transactions disclosed in the section headed "Connected Transactions" below, none of the other related party transactions disclosed in note 35 to the consolidated financial statements of the Report constituted a connected transaction or continuing connected transaction as defined under Chapter 14A of the Listing Rules during the year ended December 31, 2022.



董事會報告

REPORT OF THE BOARD OF DIRECTORS

關連交易

概覽

我們過往曾與於上市後成為關連人士（定義見上市規則第14A章）的實體進行若干交易。該等交易於上市後持續進行，因此構成上市規則項下的持續關連交易。本公司根據上市規則及所有其他適用法律及法規監管及管理該等交易。

相關關連人士

方舜真女士為海陽津成泰的董事，因此為本公司的關連人士。單基球先生為方舜真女士的配偶，因此，其為本公司聯繫人（定義見上市規則第14A章）及關連人士。

此外，(a) 方舜真女士 (i) 控制於 FRECO Asia Co., Ltd. (「FRECO」) 股東大會上行使 49% 的投票權；(ii) 控制於成記欄有限公司 (「成記欄」) 股東大會上行使 50% 的投票權；及 (iii) 控制山東良枝農業科技有限公司 (「山東良枝」) 股東大會上行使 55% 的投票權；及 (b) 單基球先生 (i) 控制於世紀環球私人有限公司 (「世紀環球」) 股東大會上行使 50% 投票權；(ii) 控制於成記欄股東大會上行使 50% 投票權；(iii) 控制於山東匯果農業發展有限公司股東大會上行使 35% 投票權 (「山東匯果」)。因此，FRECO、世紀環球、成記欄、山東良枝及山東匯果均為本公司的關連人士。


CONNECTED TRANSACTIONS OVERVIEW

We have in the past conducted certain transactions with entities that become the connected persons (as defined under Chapter 14A of the Listing Rules) upon Listing. Such transactions continue after Listing and therefore constitute the continuing connected transactions under the Listing Rules. The Company regulates and manages such transactions in compliance with the Listing Rules and all other applicable laws and regulations.

RELEVANT CONNECTED PERSONS

Ms. Fong Shun Chun (方舜真) is a director of Haiyang Jinchengtai and hence a connected person of the Company. Mr. Sin Kei Kau (單基球) is the spouse of Ms. Fong Shun Chun, and hence an associate (as defined under Chapter 14A of the Listing Rules) and a connected person of the Company.

In addition, (a) Ms. Fong Shun Chun (i) controls the exercise of 49% of the voting power at the general meeting of FRECO Asia Co., Ltd. (「FRECO」), (ii) controls exercise of 50% of the voting power at the general meeting of Shing Kee Lan Co., Ltd. (成記欄有限公司) (「Shing Kee Lan」), and (iii) controls exercise of 55% of the voting power at the general meeting of Shandong Liangzhi Agricultural Technology Co., Ltd.* (山東良枝農業科技有限公司) (「Shandong Liangzhi」); and (b) Mr. Sin Kei Kau (i) controls exercise of 50% of the voting power at the general meeting of Century Global PTE Ltd. (「Century Global」), (ii) controls exercise of 50% of the voting power at the general meeting of Shing Kee Lan, (iii) controls exercise of 35% of the voting power at the general meeting of Shandong Huiguo Agricultural Development Co., Ltd.* (山東匯果農業發展有限公司) (「Shandong Huiguo」). Therefore, each of FRECO, Century Global, Shing Kee Lan, Shandong Liangzhi and Shandong Huiguo is a connected person of the Company.



董事會報告

REPORT OF THE BOARD OF DIRECTORS

非豁免持續關連交易

下文載列本集團於報告期間進行的非豁免持續關連交易的詳情。

(a) 與FRECO、世紀環球及成記欄訂立的銷售框架協議

於二零二二年十二月二十日，本公司（為其本身及作為其附屬公司的受託人）與FRECO、世紀環球及成記欄各自訂立銷售框架協議（統稱「銷售框架協議」），據此，本集團同意按大致相同的條款向FRECO、世紀環球及成記欄各自銷售指定水果，期限自上市日期起至二零二四年十二月三十一日止，惟另行重續則除外。

定價政策

本集團向FRECO、世紀環球及成記欄供應指定水果的售價乃參考：(i)相關交易前十二個月內獲獨立第三方接納且性質及規模相當的產品的平均售價；(ii)倘無法得出平均售價，則由本集團提供獲獨立第三方接納且性質及規模相當的產品的任何最新可得售價；或(iii)性質及規模相當的產品的現行市場售價，在任何情況下對本集團的價格均不得遜於獨立第三方可得的價格，並經公平磋商後釐定。董事認為，交易乃按正常商業條款進行，且符合本公司及股東的整體利益。

NON-EXEMPT CONTINUING CONNECTED TRANSACTIONS

Below set out the details of non-exempt continuing connected transactions conducted by the Group during the Reporting Period.

(a) SALES FRAMEWORK AGREEMENTS WITH FRECO, CENTURY GLOBAL AND SHING KEE LAN

On December 20, 2022, the Company (for itself and as trustee for its subsidiaries) entered into a sales framework agreement with each of FRECO, Century Global and Shing Kee Lan (collectively, the “Sales Framework Agreements”), pursuant to which the Group agreed to sell designated fruits to each of FRECO, Century Global and Shing Kee Lan on substantially the same terms for a term commencing on the Listing Date and ending on December 31, 2024 unless renewed otherwise.

PRICING POLICY

The selling price of the designated fruits by the Group to each of FRECO, Century Global and Shing Kee Lan shall be determined on an arm’s length basis with reference to (i) the average selling price of products of comparable nature and scale and accepted by an independent third party within the 12-month period prior to relevant transaction; (ii) where there is no such average selling price available, any most recent available selling price of products of comparable nature and scale offered by the Group and accepted by an independent third party; or (iii) prevailing market selling price of products of comparable nature and scale, which should be in any event no less favorable to the Group than that is available to independent third parties. The Directors are of the view that the transactions are conducted on normal commercial terms and are in the interests of the Company and the Shareholders as a whole.



董事會報告

REPORT OF THE BOARD OF DIRECTORS

進行交易的理由

FRECO、世紀環球及成記欄為海陽津成泰農產品發展有限公司（「海陽津成泰」）（於二零一九年三月成為本公司全資附屬公司）長期及／或可信賴的企業客戶。海陽津成泰與FRECO、世紀環球及成記欄分別擁有超過五年、20年及22年的業務關係。FRECO為泰國一家的水果進出口貿易商，已在泰國建立成熟的客戶網絡。世紀環球為新加坡優質水果認證分銷商，擁有本地分銷網絡。成記欄為香港生鮮產品及水果產品進口商之一，擁有本地客戶群。董事認為，與FRECO、世紀環球及成記欄各自的持續業務關係有利於本集團進一步拓展於該等海外市場的客戶群及收益基礎。

建議年度上限及實際交易金額

截至二零二二年十二月三十一日止年度，銷售框架協議項下交易的建議年度上限及實際交易金額載列如下：


		建議年度上限 Proposed annual cap (人民幣元) (RMB)	實際交易金額 Actual transaction amount (人民幣元) (RMB)
FRECO	FRECO	500,000	464,000
世紀環球	Century Global	3,000,000	2,762,000
成記欄	Shing Kee Lan	35,000,000	34,392,000
總計	Total	38,500,000	37,618,000

REASONS FOR THE TRANSACTION

FRECO, Century Global and Shing Kee Lan are long term and/or reliable corporate customers of Haiyang Chiang Mai Thai Agri-products Co., Ltd.* (海陽津成泰農產品發展有限公司) (“Haiyang Jinchengtai”), which became a wholly-owned subsidiary of the Company in March 2019. Haiyang Jinchengtai had a business relationship with FRECO, Century Global and Shing Kee Lan of more than five, 20 and 22 years, respectively. FRECO is an import-and-export trader of fruits in Thailand with an established network of customers in Thailand. Century Global is a certified distributor of quality fruits in Singapore with a local distribution network. Shing Kee Lan is one of the importers of fresh and fruit products in Hong Kong with local customer base. The Directors consider that the continuous business relationship with each of FRECO, Century Global and Shing Kee Lan is beneficial to the Group in terms of the further expansion of customer and revenue base in these overseas markets.

PROPOSED ANNUAL CAP AND ACTUAL TRANSACTION AMOUNT

The proposed annual cap and the actual transaction amount of the transactions under the Sales Framework Agreements for the year ended December 31, 2022 are set out below:



董事會報告

REPORT OF THE BOARD OF DIRECTORS

(b) 與山東匯果及山東良枝訂立的採購框架協議

於二零二二年十二月二十日，本公司（為其本身及作為其附屬公司的受託人）與山東匯果及山東良枝各自訂立採購協議（統稱「採購框架協議」），據此，本集團同意分別向山東匯果及山東良枝採購若干水果，條款大致相同，自上市日期起至二零二四年十二月三十一日止，惟另行重續則除外。

定價政策

本集團分別向山東匯果及山東良枝採購指定水果的採購價格乃參考(i)於相關交易前十二個月內由獨立第三方提供獲我們接納且性質及規模相當的產品的平均售價；(ii)若無法得出平均售價，則由獨立第三方提供獲我們接納且性質及規模相當的產品的任何最新可得售價；或(iii)性質及規模相當的產品的現行市場售價，在任何情況下對本集團的價格均不得遜於獨立第三方可得的價格，並經公平磋商後釐定。我們的董事認為，交易乃按正常商業條款進行，且符合本公司及股東的整體利益。

進行交易的理由

山東匯果及山東良枝均為本集團穩定及可信賴的供應商。我們分別於二零一九年及二零一八年與山東匯果及山東良枝建立業務關係。此外，我們的董事認為，山東匯果及山東良枝各自提供的水果產品的品質及數量能夠滿足我們的商業需求，尤其是符合水果加工品質標準的需求。

(b) PROCUREMENT FRAMEWORK AGREEMENTS WITH SHANDONG HUIGUO AND SHANDONG LIANGZHI

On December 20, 2022, the Company (for itself and as trustee for its subsidiaries) entered into a procurement agreement with each of Shandong Huiguo and Shandong Liangzhi (collectively, the “**Procurement Framework Agreements**”), pursuant to which the Group agreed to procure certain fruits from Shandong Huiguo and Shandong Liangzhi, respectively, on substantially the same terms for a term commencing on the Listing Date and ending on December 31, 2024 unless renewed otherwise.

PRICING POLICY

The purchasing price of the designated fruits procured by our Group from each of Shandong Huiguo and Shandong Liangzhi shall be determined on arm's length basis with reference to (i) the average selling price of products of comparable nature and scale and offered by an independent third party and accepted by us within the 12-month period prior to relevant transaction; (ii) where there is no such average selling price available, any most recent available selling price of products of comparable nature and scale offered by an independent third party and accepted by us; or (iii) prevailing market selling price of products of comparable nature and scale, which should be in any event no less favorable to our Group than is available to independent third parties. Our Directors are of the view that the transactions are conducted on normal commercial terms and are in the interests of our Company and our Shareholders as a whole.

REASONS FOR THE TRANSACTION

Both Shandong Huiguo and Shandong Liangzhi are stable and reliable suppliers of our Group. We established business relationship with Shandong Huiguo and Shandong Liangzhi in 2019 and 2018, respectively. In addition, our Directors consider that the quality and quantity of fruit products offered by each of Shandong Huiguo and Shandong Liangzhi can satisfy our commercial needs, especially the quality standards for fruits processing.



董事會報告

REPORT OF THE BOARD OF DIRECTORS

建議年度上限及實際交易金額

截至二零二二年十二月三十一日止年度，採購框架協議項下交易的建議年度上限及實際交易金額載列如下：

		建議年度上限 Proposed annual cap (人民幣元) (RMB)	實際交易金額 Actual transaction amount (人民幣元) (RMB)
山東匯果	Shandong Huiguo	125,000,000	124,602,000
山東良枝	Shandong Liangzhi	45,000,000	43,707,000
總計	Total	170,000,000	168,309,000

PROPOSED ANNUAL CAP AND ACTUAL TRANSACTION AMOUNT


The proposed annual cap and the actual transaction amount of the transactions under the Procurement Framework Agreements for the year ended December 31, 2022 are set out below:

(c) 與山東匯果及山東良枝訂立的供應框架協議

於二零二二年十二月二十日，本公司（為其本身及作為其附屬公司的受託人）與山東匯果及山東良枝各自訂立供應框架協議（統稱「供應框架協議」），據此，本集團同意按大致相同的條款分別向山東匯果及山東良枝供應若干優質大生鮮產品，年期自上市日期起至二零二四年十二月三十一日止，惟另行重續則除外。

(c) SUPPLY FRAMEWORK AGREEMENTS WITH SHANDONG HUIGUO AND SHANDONG LIANGZHI

On December 20, 2022, the Company (for itself and as trustee for its subsidiaries) entered into a supply framework with each of Shandong Huiguo and Shandong Liangzhi (collectively, the “**Supply Framework Agreements**”), pursuant to which the Group agreed to supply certain quality fresh groceries to Shandong Huiguo and Shandong Liangzhi, respectively, on substantially the same terms for a term commencing on the Listing Date and ending on December 31, 2024 unless renewed otherwise.



董事會報告

REPORT OF THE BOARD OF DIRECTORS

定價政策

本集團向山東匯果及山東良枝各自供應優質大生鮮產品的售價乃參考(i)於相關交易前十二個月內獲獨立第三方接納且性質及規模相當的產品的平均售價；(ii)若無法取得平均售價，則由本集團提供獲獨立第三方接納且性質及規模相當的產品的任何最新可得售價；或(iii)性質及規模相當的產品的現行市場售價，在任何情況下對本集團的價格均不得遜於獨立第三方可得的價格，並經公平磋商後釐定。我們的董事認為，交易乃按正常商業條款進行，且符合本公司及股東的整體利益。

進行交易的理由

山東匯果及山東良枝均為本集團穩定及可信賴的業務合作夥伴。自二零二零年以來，由於我們不斷努力推廣優質大生鮮產品業務，加上本集團與山東匯果及山東良枝之間建立的信任，我們開始向山東匯果及山東良枝供應優質大生鮮產品，以進一步加強與彼等的業務關係。此外，由於山東匯果及山東良枝主要從事蘋果及梨的生產及批發，彼等需要本集團供應(包括蘋果及梨以外的水果及蔬菜)優質大生鮮產品以滿足其公司需求(如僱員福利)。我們的董事認為，本集團向山東匯果及山東良枝供應優質大生鮮產品有助於本集團拓展優質大生鮮產品業務，並保持和加強與山東匯果及山東良枝等優質業務合作夥伴的業務關係。

PRICING POLICY

The selling price of the quality fresh groceries by our Group to each of Shandong Huiguo and Shandong Liangzhi shall be determined on arm's length basis with reference to (i) the average selling price of products of comparable nature and scale and accepted by an independent third party within the 12-month period prior to relevant transaction; (ii) where there is no such average selling price available, any most recent available selling price of products of comparable nature and scale offered by our Group and accepted by an independent third party; or (iii) prevailing market selling price of products of comparable nature and scale, which should be in any event no less favourable to our Group than that is available to independent third parties. Our Directors are of the view that the transactions are conducted on normal commercial terms and are in the interests of our Company and our Shareholders as a whole.

REASONS FOR THE TRANSACTION

Both Shandong Huiguo and Shandong Liangzhi are stable and reliable business partners of our Group. Since 2020, as a result of our continuous efforts to promote our quality fresh grocery business and the trust built up between Shandong Huiguo and Shandong Liangzhi and our Group, we started to supply quality fresh groceries to Shandong Huiguo and Shandong Liangzhi to further strengthen our business relationship with them. In addition, since Shandong Huiguo and Shandong Liangzhi are principally engaged in the production and wholesale of apple and pear, they need our Group's supply of quality fresh groceries, including fruits other than apple and pear and vegetables, for their corporate needs (such as employee benefits). Our Directors consider that our Group's supply of quality fresh groceries to Shandong Huiguo and Shandong Liangzhi is beneficial to our Group in terms of our expansion of quality fresh grocery business and maintaining and strengthening our business relationship with quality business partners like Shandong Huiguo and Shandong Liangzhi.



董事會報告

REPORT OF THE BOARD OF DIRECTORS

建議年度上限及實際交易金額

截至二零二二年十二月三十一日止年度，供應框架協議項下交易的建議年度上限及實際交易金額載列如下：

		建議年度上限 Proposed annual cap	實際交易金額 Actual transaction amount
		(人民幣元) (RMB)	(人民幣元) (RMB)
山東匯果	Shandong Huiguo	800,000	564,000
山東良枝	Shandong Liangzhi	1,300,000	388,000
總計	Total	2,100,000	952,000

PROPOSED ANNUAL CAP AND ACTUAL TRANSACTION AMOUNT

The proposed annual cap and the actual transaction amount of the transactions under the Supply Framework Agreements for the year ended December 31, 2022 are set out below:

(d) 與山東匯果及山東良枝訂立的保理框架協議


於二零二二年十二月二十日，本公司（為其本身及作為其附屬公司的受託人）與山東匯果及山東良枝各自訂立保理框架協議（統稱「保理框架協議」），據此，本集團同意分別向山東匯果及山東良枝各自提供保理服務（包括提供保理融資及管理應收賬款），期限自上市日期起至二零二四年十二月三十一日止，惟另行重續則除外。

根據保理框架協議，本集團將向山東匯果及山東良枝提供到期時向我們付款的保理融資。

(d) FACTORING FRAMEWORK AGREEMENTS WITH SHANDONG HUIGUO AND SHANDONG LIANGZHI

On December 20, 2022, the Company (for itself and as trustee for its subsidiaries) entered into a factoring framework agreement with each of Shandong Huiguo and Shandong Liangzhi (collectively, the “**Factoring Framework Agreements**”), pursuant to which the Group agreed to provide factoring services (including the provision of factoring facility and management of accounts receivables) to each of Shandong Huiguo and Shandong Liangzhi, respectively, for a term commencing on the Listing Date and ending on December 31, 2024 unless renewed otherwise.

Pursuant to the Factoring Framework Agreements, the Group will provide a factoring facility to Shandong Huiguo and Shandong Liangzhi, which is payable to us upon maturity.



董事會報告

REPORT OF THE BOARD OF DIRECTORS

(i)根據與山東匯果訂立的保理框架協議，保理融資的年利率為12%，按月向我們支付利息；及(ii)根據與山東良枝訂立的保理框架協議，保理融資的年利率為9.6%，到期時向我們支付利息。利率乃參考山東匯果及山東良枝的業務模式，其現金流量的穩定性及盈利能力，以及本集團對彼等提供特定水果產品的需求後經公平磋商釐定。董事認為(i)山東匯果作為一家水果貿易公司，現金流相對穩定且成本相對較低，因此其對現金的需求週期一般較短，及(ii)山東良枝專業種植和培育有限品種的優質水果，需要較長時間才能從銷售該等水果產生收入，因此，山東良枝的經營現金流有限，並且其對現金的需求週期一般較長。有鑒於此，本公司決定對向山東匯果及山東良枝提供的保理服務分別按不同的利率收取利息。

定價政策

保理融資金額由相關訂約方參考我們根據各採購框架協議應向山東匯果及山東良枝各自支付的採購金額後經公平磋商釐定。山東匯果及山東良枝就本集團根據保理框架協議提供的保理服務應付本集團的利率由相關訂約方參考可比保理服務提供商收取利息所用的現行市場利率以及我們就向一名獨立第三方提供可比保理服務收取利息所用的利率後經公平磋商釐定。我們的董事認為，交易乃按正常商業條款進行，且符合本公司及股東的整體利益。

The interest rate per annum of factoring facility is (i) 12% under the Factoring Framework Agreement with Shandong Huiguo, which is payable to us on monthly basis, and (ii) 9.6% under the Factoring Framework Agreement with Shandong Liangzhi, which is payable to us upon maturity. The interest rate is determined based on arm's length negotiation with reference to the business model of Shandong Huiguo and Shandong Liangzhi, the stability of their cash flow and profitability and our Group's needs for the specific fruit products provided by them. Our Directors consider that (i) Shandong Huiguo as a fruit trading company has relatively stable cash flow and lower costs and therefore its needs for cash is in general for a shorter period, and (ii) Shandong Liangzhi specializes in planting and cultivating limited types of high quality fruits which takes a relatively longer period before it can generate revenue from sale of such fruits, and as a result, Shandong Liangzhi has limited operating cash flow and its needs for cash is in general for a longer period. In light of this, our Company decided to charge Shandong Huiguo and Shandong Liangzhi different interest rates under factoring services provided to them, respectively.

PRICING POLICY

The principal amount of the factoring facility is determined based on arm's length negotiation between the relevant parties with reference to the procurement amount payable by us to each of Shandong Huiguo and Shandong Liangzhi under respective Procurement Framework Agreement. The interest rate payable by Shandong Huiguo and Shandong Liangzhi to our Group for the factoring services provided by our Group under the Factoring Framework Agreements is determined based on arm's length negotiation between relevant parties with reference to the prevailing market interest rate charged by comparable factoring services providers and the interest rate charged by us for the provision of comparable factoring services to an independent third party. Our Directors are of the view that the transactions are conducted on normal commercial terms and are in the interests of our Company and our Shareholders as a whole.



董事會報告

REPORT OF THE BOARD OF DIRECTORS

進行交易的理由

山東匯果及山東良枝均為本集團穩定及可信賴的供應商，為維持及促進與該等優質供應商的穩定業務關係，我們的董事認為，提供保理服務對雙方均屬有利，因其使雙方可更好地控制短期現金流風險，使融資渠道多樣化，改善融資結構並增強彼等的發展能力。

建議年度上限及實際交易金額

截至二零二二年十二月三十一日止年度，保理框架協議項下交易的建議年度上限及實際交易金額載列如下：


REASONS FOR THE TRANSACTION

Both Shandong Huiguo and Shandong Liangzhi are stable and reliable suppliers of our Group and to maintain and facilitate a stable business relationship with such quality suppliers, our Directors are of the view that the provision of factoring services would be beneficial to both parties as it allows both parties to better control short-term cash flow risks, diversify finance channels, improve finance structure and build on their development capabilities.

PROPOSED ANNUAL CAP AND ACTUAL TRANSACTION AMOUNT

The proposed annual cap and the actual transaction amount of the transactions under the Factoring Framework Agreements for the year ended December 31, 2022 are set out below:

		建議年度上限 Proposed annual cap	實際交易金額 Actual transaction amount
		(人民幣元) (RMB)	(人民幣元) (RMB)
Shandong Huiguo 山東匯果	factoring amount 保理金額	20,000,000	20,000,000
	interest 利息	550,000	465,000
	Sub-total 小計	20,550,000	20,465,000
Shandong Liangzhi 山東良枝	factoring amount 保理金額	1,000,000	0
	interest 利息	15,000	0
	Sub-total 小計	1,015,000	nil 無
Total	總計	21,565,000	20,465,000



董事會報告

REPORT OF THE BOARD OF DIRECTORS

(e) 與山東匯果及山東良枝的服務框架協議

於二零二二年十二月二十日，本公司（為其自身及作為其附屬公司之受託人）分別與山東匯果及山東良枝訂立服務框架協議（統稱「服務框架協議」），據此，本集團同意向山東匯果及山東良枝各自以大致相同的條款提供若干服務（包括技術支持服務、品質檢查服務、倉庫及週轉箱租賃服務），期限自上市日期起至二零二四年十二月三十一日止，惟另行重續則除外。

定價政策

本集團分別向山東匯果及山東良枝提供服務的定價乃參考(i)於相關交易前十二個月內獲獨立第三方接納且性質及規模相當的服務的平均價格；(ii)若無法得出平均價格，則由本集團提供獲獨立第三方接納且性質及規模相當的服務的任何最新可得平均價格；或(iii)性質及規模相當的服務的現行市場價格，在任何情況下對本集團的價格均不得遜於獨立第三方可得的價格，並經公平磋商後釐定。我們的董事認為，交易乃按正常商業條款進行，且符合本公司和股東的整體利益。

(e) SERVICE FRAMEWORK AGREEMENTS WITH SHANDONG HUIGUO AND SHANDONG LIANGZHI

On December 20, 2022, the Company (for itself and as trustee for its subsidiaries) entered into a service framework agreement with each of Shandong Huiguo and Shandong Liangzhi (collectively, the “**Service Framework Agreements**”), pursuant to which the Group agreed to provide certain services, including technology support services, quality check services, warehouse and containers rental services, to Shandong Huiguo and Shandong Liangzhi, respectively, on substantially the same terms for a term commencing on the Listing Date and ending on December 31, 2024 unless renewed otherwise.

PRICING POLICY

The pricing of services provided by our Group to each of Shandong Huiguo and Shandong Liangzhi shall be determined on arm's length basis with reference to (i) the average price of services of comparable nature and scale and accepted by an independent third party within 12-month period prior to relevant transaction; (ii) where there is no such average price available, any most recent available price of services of comparable nature and scale offered by our Group and accepted by an independent third party; or (iii) prevailing market price of services of comparable nature and scale, which should be in any event no less favourable to our Group than that is available to independent third parties. Our Directors are of the view that the transactions are conducted on normal commercial terms and are in the interests of our Company and our Shareholders as a whole.



董事會報告

REPORT OF THE BOARD OF DIRECTORS

進行交易的理由

山東匯果及山東良枝均為本集團穩定及可信賴的業務合作夥伴。為維持與加強本集團與山東匯果及山東良枝之間的業務關係，我們開始向山東匯果及山東良枝提供技術支持服務、品質檢查服務、倉庫及週轉箱租賃服務。我們的董事認為，本集團向山東匯果及山東良枝提供該等服務對本集團與山東匯果及山東良枝等優質業務合作夥伴的業務關係而言有利。

建議年度上限及實際交易金額

截至二零二二年十二月三十一日止年度，保理框架協議項下交易的建議年度上限及實際交易金額載列如下：


REASONS FOR THE TRANSACTION

Both Shandong Huiguo and Shandong Liangzhi are stable and reliable business partners of our Group. To maintain and strengthen our Group's business relationship with Shandong Huiguo and Shandong Liangzhi, we started to provide technology support services, quality check services, warehouse and containers rental services to Shandong Huiguo and Shandong Liangzhi. Our Directors consider that our Group's provision of such services to Shandong Huiguo and Shandong Liangzhi is beneficial to our Group in terms of our business relationship with quality business partners like Shandong Huiguo and Shandong Liangzhi.

PROPOSED ANNUAL CAP AND ACTUAL TRANSACTION AMOUNT

The proposed annual cap and the actual transaction amount of the transactions under the Factoring Framework Agreements for the year ended December 31, 2022 are set out below:

		建議年度上限 Proposed annual cap (人民幣元) (RMB)	實際交易金額 Actual transaction amount (人民幣元) (RMB)
山東匯果	Shandong Huiguo	50,000	1,000
山東良枝	Shandong Liangzhi	30,000	2,000
總計	Total	80,000	3,000



董事會報告

REPORT OF THE BOARD OF DIRECTORS

非完全豁免持續關連交易的豁免申請

由於(i)FRECO、世紀環球、成記欄、山東匯果及山東良枝均通過關聯方(即方舜真女士及單基球先生(方舜真女士配偶))互相關連,及(ii)根據保理框架協議提供的保理服務與採購框架協議項下的採購金額有關,董事認為上述(a)、(b)、(c)、(d)及(e)項下的交易應按照上市規則第14A.81條及第14A.82(1)條合併計算,並視為一項交易。因此,銷售框架協議、採購框架協議、供應框架協議、保理框架協議及服務框架協議項下擬進行交易的年度上限已合併計算,並在根據上市規則第14章計算相關百分比率時使用該總額。

鑒於所有上述協議項下最高適用百分比率按年度基準預期超過0.1%惟低於5%,該等協議項下擬進行交易將構成本公司的持續關連交易,並將獲豁免遵守通函(包括獨立財務意見)及獨立股東批准規定,惟須遵守上市規則第14A章的年度報告及公告規定。

由於上述非豁免持續關連交易預期將持續經常進行,董事認為遵守上述公告規定並不切實可行,將為我們帶來不必要的行政成本及過重負擔。因此,我們已根據上市規則第14A.105條向聯交所申請,而聯交所已批准我們豁免遵守有關上述非豁免持續關連交易的公告規定。

WAIVER APPLICATION FOR NON-FULLY EXEMPTED CONTINUING CONNECTED TRANSACTIONS

Since (i) FRECO, Century Global, Shing Kee Lan, Shandong Huiguo and Shandong Liangzhi are connected with one another through related parties, namely Ms. Fong Shun Chun and Mr. Sin Kei Kau (spouse of Ms. Fong Shun Chun) and (ii) the provision of the factoring services under the Factoring Framework Agreements are related to the procurement amount in connection with the Procurement Framework Agreements, our Directors consider that the transactions under categories (a), (b), (c), (d) and (e) above shall be aggregated and treated as if they were one transaction pursuant to Rules 14A.81 and 14A.82(1) of the Listing Rules. Accordingly, the annual caps in respect of the transactions contemplated under the Sales Framework Agreements, the Procurement Framework Agreements, the Supply Framework Agreements, the Factoring Framework Agreements and the Service Framework Agreement are aggregated, and such aggregate amount is used when calculating the relevant percentage ratios under Chapter 14 of the Listing Rules.

As the highest applicable percentage ratio under all of the above agreements is expected to be more than 0.1% but less than 5% on an annual basis, the transactions contemplated therein will constitute continuing connected transactions of our Company and will be exempted from the circular (including independent financial advice) and independent shareholders' approval requirements, but subject to the annual reporting and announcement requirements under Chapter 14A of the Listing Rules.

As the above non-exempt continuing connected transactions are expected to continue a recurring and continuing basis, our Directors consider that compliance with the above announcement requirements will be impractical, will incur unnecessary administrative costs for us, and will be unduly burdensome to us. Accordingly, we have applied to the Stock Exchange for, and the Stock Exchange has granted, a waiver to us under Rule 14A.105 of the Listing Rules from compliance with the announcement requirements in respect of the above non-exempt continuing connected transactions.



董事會報告

REPORT OF THE BOARD OF DIRECTORS

除上文所披露者外，截至二零二二年十二月三十一日止年度，概無其他載於本報告合併財務報表附註35的關聯方交易或持續關聯方交易構成上市規則項下須予披露的關連交易或須予披露的持續關連交易。就關連交易及持續關連交易而言，本公司已遵守上市規則（經不時修訂）的披露規定。

除本報告所披露者外，截至二零二二年十二月三十一日止年度，本公司概無根據上市規則第14A章條文須予披露的關連交易或持續關連交易。

獨立非執行董事的確認

根據上市規則第14A.55條，本公司獨立非執行董事已審閱上述持續關連交易，並確認該等交易為：

- (1) 於日常業務過程中訂立；
- (2) 按正常商業條款或更有利條款進行；及
- (3) 根據有關交易的協議以公平合理條款進行，並符合股東的整體利益。


Save as disclosed above, for the year ended December 31, 2022, there is no other related party transaction or continuing related party transaction set out in note 35 to the consolidated financial statements of the Report which constitutes disclosable connected transaction or disclosable continuing connected transaction under the Listing Rules. In respect of the connected transactions and the continuing connected transactions, the Company has complied with the disclosure requirements of the Listing Rules (as amended from time to time).

Save as disclosed in this report, for the year ended December 31, 2022, the Company had no connected transactions or continuing connected transactions which were required to be disclosed pursuant to the provisions of Chapter 14A of the Listing Rules.

INDEPENDENT NON-EXECUTIVE DIRECTORS' CONFIRMATION

Pursuant to Rule 14A.55 of the Listing Rules, the independent Non-executive Directors of our Company have reviewed aforementioned continuing connected transactions, and confirmed such transactions are:

- (1) entered into in the ordinary course of business;
- (2) conducted with normal commercial terms or more favorable terms; and
- (3) conducted pursuant to agreements of relevant transactions, with fair and reasonable terms and in the interests of the Shareholders as a whole.



董事會報告

REPORT OF THE BOARD OF DIRECTORS

核數師的確認

根據上市規則第14A.56條，本公司外聘核數師羅兵咸永道會計師事務所已獲委聘根據香港會計師公會頒佈的香港核證委聘準則第3000號(經修訂)「歷史財務資料審計或審閱以外的核證委聘」及參照實務說明第740號(經修訂)「關於香港上市規則所述持續關連交易的核數師函件」就本集團的持續關連交易作出報告。羅兵咸永道會計師事務所已根據上市規則第14A.56條發出無保留意見函件，當中載有有關本集團所披露上述持續關連交易(a)至(e)的發現及結論。本公司已向聯交所提供核數師函件副本。

董事、監事及控股股東於重大交易、安排或合約的權益

除本報告合併財務報表附註35及本年報「關聯方交易」及「關連交易」一節所披露的關聯方交易外，本公司或其任何附屬公司概無訂立董事及／或其任何關連實體於其中直接或間接擁有重大權益的重大交易、安排或合約，且本公司或其任何附屬公司與本公司控股股東或其任何附屬公司概無訂立於年末或截至二零二二年十二月三十一日止年度內任何時間存續的重大交易、安排或合約。

AUDITOR'S CONFIRMATION

Pursuant to Rule 14A.56 of the Listing Rules, the Company's external auditor, PricewaterhouseCoopers, was engaged to report on the Group's continuing connected transactions in accordance with Hong Kong Standards on Assurance Engagements 3000 (Revised) "Assurance Engagements Other than Audits or Reviews of Historical Financial Information" and with reference to Practice Note 740 (Revised) "Auditor's Letter on Continuing Connected Transactions under the Hong Kong Listing Rules" issued by the Hong Kong Institute of Certified Public Accountants. PricewaterhouseCoopers has issued an unmodified letter containing findings and conclusions in respect of the above continuing connected transactions (a) to (e) as disclosed by the Group in accordance with Rule 14A.56 of the Listing Rules. A copy of the auditor's letter was provided by the Company to the Stock Exchange.

INTERESTS OF DIRECTORS, SUPERVISORS AND CONTROLLING SHAREHOLDERS IN TRANSACTIONS, ARRANGEMENTS OR CONTRACTS OF SIGNIFICANCE

Save as the related party transactions as disclosed in note 35 to the consolidated financial statements of the Report and the sections headed "Related Party Transactions" and "Connected Transactions" in this report, no transactions, arrangements or contracts of significance to which the Company or any of its subsidiaries was a party and in which a Director and/or any of his/her connected entity had a material interest, whether directly or indirectly, and no transaction, arrangement or contract of significance between the Company or any of its subsidiaries and the Company's controlling shareholders or any of their subsidiaries, subsisted at the end of the year or at any time during the year ended December 31, 2022.



董事會報告

REPORT OF THE BOARD OF DIRECTORS

董事購買股份或債權證之權利

於截至二零二二年十二月三十一日止年度內任何時間，本公司或其附屬公司概無訂立任何安排，致使董事可藉購買本公司或任何其他法人團體的股份或債權證而獲益，且並無董事或彼等的任何配偶或未成年子女獲授予任何權利以認購本公司或任何其他法人團體的股本或債務證券，或已行使任何有關權利。

管理合約

截至二零二二年十二月三十一日止年度，概無訂立或存在有關本公司全部或任何重大部分業務的管理及行政合約。

不競爭承諾

於二零二二年十二月二十日，余惠勇先生、徐艷林女士及田錫秋先生各自以本公司（為其本身及作為其附屬公司的受託人）為受益人訂立不競爭契據（「承諾」），據此，余惠勇先生、徐艷林女士及田錫秋先生各自已（其中包括）不可撤回及無條件地向本公司承諾，其將不會並將促使其緊密聯繫人不會與本集團業務競爭。承諾由上市日期開始生效。有關承諾的詳情載於招股章程「與控股股東的關係 – 不競爭契據」一節。

作為年度審閱程序的一部分，獨立非執行董事將審閱遵守情況及余惠勇先生、徐艷林女士及田錫秋先生各自提供的年度確認。自上市日至本報告日期，余惠勇先生、徐艷林女士及田錫秋先生並無呈報任何競爭業務且並無特別情況致使遵守承諾受到質疑。

DIRECTORS' RIGHTS TO ACQUIRE SHARES OR DEBENTURES

At no time during the year ended December 31, 2022 was the Company or its subsidiaries a party to any arrangement that would enable the Directors to acquire benefits by means of acquisition of shares in or debentures of the Company or any other body corporate, and none of the Directors or any of their spouses or minor children were granted any right to subscribe for the equity or debt securities of the Company or any other body corporate or had exercised any such right.


MANAGEMENT CONTRACTS

No contracts concerning the management and administration of the whole or any substantial part of the business of the Company was entered into or existed for the year ended December 31, 2022.

NON-COMPETITION UNDERTAKING

On December 20, 2022, each of Mr. YU Huiyong, Ms. XU Yanlin and Mr. TIAN Xiqiu entered into a deed of non-competition (the "Undertakings") in favor of the Company (for itself and as trustee for its subsidiaries) pursuant to which, each of Mr. YU Huiyong, Ms. XU Yanlin and Mr. TIAN Xiqiu has, among other things, irrevocably and unconditionally undertaken to the Company that he/she/it will not, and will procure his/her/its close associates not to compete with the Group's business. The Undertakings has taken effective since Listing Date. Details of the Undertakings are set out in the section headed "Relationship with Our Controlling Shareholders – Deeds of Non-Competition" in the Prospectus.

The independent non-executive Directors will review the status of compliance and the annual confirmation provided by each of Mr. YU Huiyong, Ms. XU Yanlin and Mr. TIAN Xiqiu as part of the annual review process. From the Listing Date to the date of this report, none of, any Mr. YU Huiyong, Ms. XU Yanlin and Mr. TIAN Xiqiu has reported any competing business and there has been no particular situation rendering the compliance of the Undertakings being questionable.



董事會報告

REPORT OF THE BOARD OF DIRECTORS

董事於競爭業務之權益

海南勝傑為一家中國有限責任公司，專注於從事瓜類種植業務，截至本報告日期，由本公司持有30%的權益，張葵傑先生持有63%的權益及其他兩名個人獨立第三方持有7%的權益。上海牛果為一家中國有限責任公司，專注於從事牛油果熟化及銷售，截至本報告日期由本公司持有33.33%的權益，以及由獨立第三方上海集友農產品有限公司(一家農產品零售商)及Mission Produce Asia Limited(一家優質牛油果供應商)分別持有33.33%的權益。

朱先生由我們提名為海南勝傑及上海牛果董事會董事，其對海南勝傑及上海牛果的管理及運營的參與甚微，僅限於就海南勝傑及上海牛果整體業務運營及發展提供建議。海南勝傑最終由海南勝傑單一最大股東兼董事會主席張葵傑先生控制及管理。上海牛果由上海牛果董事長王江濤先生管理。朱先生現時及將來均會繼續主要參與本集團的日常採購、批發及銷售相關事宜。

除上文所披露者外，於上市日期至本報告日期期間，概無董事或彼等各自的聯繫人(定義見上市規則)從事與本集團業務直接或間接構成競爭或可能構成競爭的任何業務或於該等業務中擁有任何權益而須根據上市規則第8.10條予以披露。

DIRECTORS' INTEREST IN COMPETING BUSINESS

Hainan Shengjie is a PRC-based limited liability company with a focus on the growing business of melons and as of the date of this report, was owned as to 30% by our Company, 63% by Mr. Zhang Kuijie (張葵傑) and 7% by two other individuals, who are all independent third parties. Shanghai Niuguo is a PRC-based limited liability company focusing on the avocado ripening and sales and as of the date of this report, was owned as to 33.33% by our Company and 33.33% by each of Shanghai Jiyou Agricultural Products Co., Ltd.* (上海集友農產品有限公司) (an agricultural product retailer) and Mission Produce Asia Limited (a high-quality supplier of avocados), who are all independent third parties.

Mr. Zhu is a director nominated by us to sit on the board of Hainan Shengjie and Shanghai Niuguo and his involvement in the management and operation of Hainan Shengjie and Shanghai Niuguo is minimal and is solely limited to advising on the overall business operation and development of Hainan Shengjie and Shanghai Niuguo. Hainan Shengjie is ultimately controlled and managed by Mr. Zhang Kuijie, the single largest shareholder and chairman of the board of Hainan Shengjie. Shanghai Niuguo is managed by Mr. John Jiang Tao Wang, chairman of the board of Shanghai Niuguo. Mr. Zhu is and will continue to be primarily involved in the day-to-day procurement, wholesale and sales-related matters of our Group.

Save as disclosed above, during the period from the Listing Date to the date of this report, none of the Directors or their respective associates (as defined under the Listing Rules) had engaged in or had any interest in any business which competes or may compete, either directly or indirectly, with the business of the Group which would require disclosure under Rule 8.10 of the Listing Rules.



董事會報告

REPORT OF THE BOARD OF DIRECTORS

獲准許的彌償條文

根據章程及在適用法律的規限下，本公司已安排適當保險，以涵蓋任何董事、監事或高級管理層於執行及履行其職責時或就此產生的所有成本、費用、損失、開支及負債。截至二零二二年十二月三十一日止年度及截至本報告日期，章程的相關條文及該等董事、監事及高級管理層責任保險一直有效。

公眾持股量

截至本報告日期，根據本公司可公開獲得的資料及就董事所深知，自上市日期起及直至本報告日期，本公司已維持上市規則所規定的充足公眾持股量。本公司註冊總股本至少25%由公眾人士持有。

法律訴訟及合規

本集團在日常業務過程中可能不時捲入各類法律程序、仲裁或訴訟。於報告期間內，本集團並無捲入任何我們認為會對日常業務、財務狀況或經營業績有重大不利影響的法律程序、仲裁或訴訟。

本集團業務營運須遵守適用中國法律及法規。於報告期間，本集團未曾亦未涉及任何導致罰款、強制執行行動或其他處罰的任何不合規事件而可能個別或共同對本集團的業務、財務狀況或經營業績造成重大不利影響，且本集團在所有重大方面均已遵守適用法律及法規。

PERMITTED INDEMNITY PROVISIONS

Pursuant to the Articles of Association and subject to the applicable laws, the Company has arranged for appropriate insurance to cover all costs, charges, losses, expenses and liabilities incurred by any Directors, Supervisors or senior management in the execution and discharge of his/her duties or in relation thereto. The relevant provisions in the Articles of Association and such directors, supervisors and senior management liability insurance were in force for the year ended December 31, 2022 and as of the date of this report.


PUBLIC FLOAT

As of the date of this report, based on the information publicly available to the Company and to the best knowledge of its Directors, the Company has maintained sufficient public float as required under the Listing Rules since the Listing Date and up to the date of this report. The Company maintained the minimum level of public float of at least 25% of its total registered share capital.

LEGAL PROCEEDINGS AND COMPLIANCE

The Group may from time to time be involved in various legal procedures, arbitrations or proceedings in the course of its ordinary business. During the Reporting Period, the Group was not involved in any legal procedures, arbitrations or proceedings that we believe would have a material adverse effect on the ordinary business, financial condition or business performance.

The Group's business operations are subject to applicable PRC laws and regulations. During the Reporting Period, the Group has not been involved in, nor does it involve in any non-compliance incidents resulting in fines, enforcement actions or other penalties that may individually or collectively have a material adverse impact on the Group's business, financial condition or operating performance, and the Group has complied with applicable laws and regulations in all material respects.



董事會報告

REPORT OF THE BOARD OF DIRECTORS

期後事項

於二零二二年十二月三十一日後發生以下重大事件：

- (i) 於上市日期，本公司根據全球發售按發售價每股H股5.60港元發行78,947,500股H股，其H股（包括上市後由內資股轉換的1,094,072,605股H股）於聯交所主板上市；
- (ii) 於二零二三年一月十六日及二零二三年二月二十二日，本集團購買若干理財產品，總金額為人民幣350百萬元。截至本報告日期，該等理財產品仍未到期；
- (iii) 於二零二三年二月五日，本集團額外認購廣西真誠農業有限公司註冊資本人民幣10.0百萬元，完成認購後，本集團於廣西真誠農業有限公司的權益增加至42%；及
- (iv) 於二零二三年二月八日，國際承銷商（定義見招股章程）部分行使超額配股權（定義見招股章程），據此，本公司於二零二三年二月十三日進一步發行9,596,500股H股。該等股份於二零二三年二月十三日開始在聯交所主板上市及買賣。

於本報告日期，除上文所披露者外，於二零二二年十二月三十一日後並無發生影響本集團的重大事件。

審核委員會

董事會已成立審核委員會，包括兩名獨立非執行董事及一名非執行董事，即吳戰旻博士（主席）、馬瑞光先生及潘攀先生。審核委員會亦已採納書面職權範圍，清楚載列其職責及責任（職權範圍可於本公司及聯交所網站查閱）。

SUBSEQUENT EVENTS

The following significant events took place subsequent to December 31, 2022:

- (i) on the Listing Date, the Company issued 78,947,500 H shares at an offer price of HK\$5.60 per H share pursuant to the Global Offering and its H shares (including 1,094,072,605 H shares converted from domestic shares upon Listing) listed on the Main Board of the Stock Exchange;
- (ii) on January 16, 2023 and February 22, 2023, the Group subscribed for certain wealth management products with an aggregate amount of RMB350 million. Such wealth management products remained outstanding as of the date of this report;
- (iii) On February 5, 2023, the Group subscribed for additional registered capital of Guangxi Zhencheng Agriculture Co., Ltd.* (廣西真誠農業有限公司) in the amount of RMB10.0 million and the Group's equity interest in Guangxi Zhencheng Agriculture Co., Ltd. increases to 42% upon the completion of the capital subscription; and
- (iv) on February 8, 2023, the International Underwriters (as defined in the Prospectus) partially exercised the Over-allotment Option (as defined in the Prospectus) and pursuant to which the Company further issued 9,596,500 H shares on February 13, 2023. Listing of and dealings in such shares on the Main Board of the Stock Exchange commenced on February 13, 2023.

As at the date of this report, save as disclosed above, there was no significant event affecting the Group which occurred after December 31, 2022.

AUDIT COMMITTEE

The Board has established the Audit Committee, which comprises two independent non-executive Directors and one non-executive Director, namely, Dr. WU Zhanchi (chairman), Mr. MA Ruiguang and Mr. PAN Pan. The Audit Committee has also adopted written terms of reference which clearly set out its duties and obligations (the terms of reference are available on the websites of the Company and the Stock Exchange).



董事會報告

REPORT OF THE BOARD OF DIRECTORS

審核委員會已連同本公司高級管理層審閱本集團所採納之會計原則及慣例以及本集團截至二零二二年十二月三十一日止年度之合併財務報表。審核委員會認為，相關合併財務報表的編製符合適用會計準則及要求，並已作出充分披露。審核委員會亦已檢討本集團所採納的會計原則及慣例，以及甄選及委任外聘核數師。

核數師

截至二零二二年十二月三十一日止年度，羅兵咸永道會計師事務所獲委任為本公司境外核數師。本年報所載合併財務報表已由羅兵咸永道會計師事務所審核。羅兵咸永道會計師事務所將退任，惟符合資格並願意膺選連任。

截至二零二二年十二月三十一日止年度，信永中和會計師事務所（特殊普通合伙）深圳分所獲委任為本公司境內核數師。信永中和會計師事務所（特殊普通合伙）深圳分所將退任，惟符合資格並願意膺選連任。

有關續聘羅兵咸永道會計師事務所為本公司境外核數師以及信永中和會計師事務所（特殊普通合伙）深圳分所為本公司境內核數師的決議案將於應屆年度股東大會上提呈。

企業管治

本公司致力於保持高標準的企業管治實踐。本公司採納的企業管治實踐詳情載於本年報第112至147頁的「企業管治報告」一節。

承董事會命
余惠勇
董事長兼執行董事

中華人民共和國·深圳
二零二三年三月二十八日

The Audit Committee has, together with the senior management of the Company, reviewed the accounting principles and practices adopted by the Group as well as the consolidated financial statements of the Group for the year ended December 31, 2022. The Audit Committee considered that the preparation of the relevant consolidated financial statements complied with the applicable accounting standards and requirements and that adequate disclosure has been made. The Audit Committee has also reviewed the accounting principles and practices adopted by the Group, and the selection and appointment of external auditors.

AUDITORS

PricewaterhouseCoopers was appointed as the overseas auditor of the Company for the year ended December 31, 2022. The consolidated financial statements contained in the Report have been audited by PricewaterhouseCoopers. PricewaterhouseCoopers shall retire and, being eligible, offer itself for re-appointment.

ShineWing Certified Public Accountants LLP Shenzhen Branch was appointed as the domestic auditor of the Company for the year ended December 31, 2022. ShineWing Certified Public Accountants LLP Shenzhen Branch shall retire and, being eligible, offer itself for re-appointment.


A resolution for the re-appointment of PricewaterhouseCoopers as the overseas auditor of the Company and ShineWing Certified Public Accountants LLP Shenzhen Branch as the domestic auditor of the Company is to be proposed at the forthcoming AGM.

CORPORATE GOVERNANCE

The Company is committed to maintaining high level of corporate governance practices. Details of the corporate governance practices adopted by the Company are set out in the section headed "Corporate Governance Report" on pages 112 to 147 of the Report.

By Order of the Board
YU Huiyong
Chairman and Executive Director

Shenzhen, the People's Republic of China
March 28, 2023



監事會報告

REPORT OF THE BOARD OF SUPERVISORS

報告期內，監事會全體成員按照《中華人民共和國公司法》、《中華人民共和國證券法》、章程及《深圳百果園實業(集團)股份有限公司監事會議事規則》等有關規定，勤勉盡責，依法、及時、有效地對公司經營管理情況進行監督，切實維護了股東和本公司的利益。

監事會的組成

根據章程的規定，本公司監事會由三名成員組成，其中職工代表監事一名，股東代表監事兩名。監事的任期為三年，並可於彼等各自的任期屆滿後膺選連任。

截至本報告日期，本公司監事會的成員如下：

楊曉虎先生(監事會主席及股東代表監事)

鄒峰先生(股東代表監事)

蘇彥先生(職工代表監事)

監事變更

截至二零二二年十二月三十一日止年度的監事並無發生變更。

During the Reporting Period, all members of the board of Supervisors performed their duties diligently to supervise the operation and management of the Company in a legal, timely and effective manner under the PRC Company Law, the PRC Securities Law, the Articles of Association and the Rules of Procedures for the Board of Supervisors of Shenzhen Pagoda Industrial (Group) Corporation Limited, which effectively safeguarded the interests of the Shareholders and the Company.

COMPOSITION OF THE BOARD OF SUPERVISORS

In accordance with the requirements of the Articles of Association, the board of Supervisors of the Company consists of three members, of which there are one employee representative Supervisors and two Shareholder representative Supervisor. The term of office of Supervisors shall be three years, and is renewable upon re-election after the expiry of their respective term.

As of the date of this report, the composition of the board of Supervisors of the Company is as follows:

Mr. YANG Xiaohu (*Chairman of the board of Supervisors and shareholder representative Supervisor*)

Mr. ZOU Feng (*Shareholder representative Supervisor*)

Mr. SU Yan (*Employee representative Supervisor*)

CHANGES IN SUPERVISORS

No change in supervisors for the year ended December 31, 2022.



監事會報告

REPORT OF THE BOARD OF SUPERVISORS

監事會主要工作情況


報告期內，監事會全體成員列席了全部四次董事會會議，共召開了2次監事會會議。監事在參加監事會會議之前，認真審閱會議材料，充分研究討論議案，認真履行監督職責。監事會會議情況如下：

- (1) 於二零二二年一月二十一日舉行的公司第一屆監事會第七次會議審議通過了《關於深圳百果園實業(集團)股份有限公司申請轉為境外募集股份有限公司並在境外發行股票及上市的議案》、《關於深圳百果園實業(集團)股份有限公司在境外公開發行股票募集資金用途的議案》及《關於深圳百果園實業(集團)股份有限公司在境外發行股票前滾存利潤分配的議案》；及
- (2) 於二零二二年六月十日舉行的公司第一屆監事會第八次會議審議通過了《關於深圳百果園實業(集團)股份有限公司二零二一年度監事會工作報告的議案》、《關於深圳百果園實業(集團)股份有限公司二零二一年度財務決算報告的議案》、《關於深圳百果園實業(集團)股份有限公司二零二二年度財務預算報告的議案》、《關於二零二一年度關聯方交易確認及預計二零二二年度關聯方交易的議案》及《關於二零二一年度利潤分配預案的議案》。

MAJOR WORK PERFORMED BY THE BOARD OF SUPERVISORS

During the Reporting Period, all members of the board of Supervisors attended all the four meetings of the Board of Directors and held a total of two meetings of the board of Supervisors. The Supervisors carefully reviewed the meeting materials and fully studied and discussed the proposals before attending the meetings of the board of Supervisors to earnestly perform their supervisory duties. The details of the meetings of the board of Supervisors are set out below:

- (1) the “Proposal on the Application of Conversion of Shenzhen Pagoda Industrial (Group) Corporation Limited into an Overseas Subscription Joint Stock Limited Company and Share Offering and Listing Overseas”, “Proposal on Use of Proceeds Received from Overseas Public Offering of Shares of Shenzhen Pagoda Industrial (Group) Corporation Limited” and “Proposal on Allocation of Accumulated Profits before Overseas Public Offering of Shenzhen Pagoda Industrial (Group) Corporation Limited” were considered and approved at the seventh meeting of the first session of the board of Supervisors held on January 21, 2022; and
- (2) the “Proposal on 2021 Work Report of the Board of Supervisors of Shenzhen Pagoda Industrial (Group) Corporation Limited”, “Proposal on 2021 Annual Financial Statement Report of Shenzhen Pagoda Industrial (Group) Corporation Limited”, “Proposal on 2022 Annual Financial Budget Report of Shenzhen Pagoda Industrial (Group) Corporation Limited”, “Proposal on 2021 Related Parties Transactions Confirmation and Estimated 2022 Related Parties Transactions” and “Proposal on 2021 Profit Distribution Plan” were considered and approved at the eighth meeting of the first session of the board of Supervisors held on June 10, 2022.



監事會報告

REPORT OF THE BOARD OF SUPERVISORS

報告期內，監事出席監事會會議情況如下：

The details of Supervisors attendance at the meetings of the board of Supervisors held during the Reporting Period are as follows:

姓名		親自出席次數	委託出席次數	
Name		Number of meeting(s) attended in person	Number of meeting(s) attended by proxy	Absence
楊曉虎先生	Mr. YANG Xiaohu	2	0	不適用 / N/A
鄒峰先生	Mr. ZOU Feng	2	0	不適用 / N/A
蘇彥先生	Mr. SU Yan	2	0	不適用 / N/A

監事會對本公司二零二二年度有關事項的意見

報告期內，監事會本著對全體股東負責的精神，按照《中華人民共和國公司法》、《中華人民共和國證券法》、章程及《深圳百果園實業(集團)股份有限公司監事會議事規則》等有關規定，認真履行了職責和工作。監事會通過列席股東大會、董事會會議和審計稽查中心，以及現場檢查等方式，積極履行職責，對本公司的合規經營、財務狀況、本公司資產收購與出售、內部控制、關聯方交易、本公司對外擔保等情況進行積極監督。監事會提出以下意見：

COMMENTS OF THE BOARD OF SUPERVISORS ON CERTAIN MATTERS OF THE COMPANY IN 2022


During the Reporting Period, the members of the board of Supervisors adhered to the principles of fidelity and accountability to all shareholders and duly performed their duties and works according to the PRC Company Law, the PRC Securities Law, the Articles of Association and the Rules of Procedures for the Board of Supervisors of Shenzhen Pagoda Industrial (Group) Corporation Limited. The board of Supervisors worked actively, supervised the regulatory compliance and operation, financial condition, acquisition and sale of the Company's assets, internal control, related party transactions and guarantee provided by the Company to external parties of the Company through attending Shareholders' general meetings and Board meetings and audit and inspection center as non-voting delegates and onsite inspections. The board of Supervisors has arrived at the following opinions:



監事會報告

REPORT OF THE BOARD OF SUPERVISORS

- (1) 對本公司經營活動合規性的意見。監事會根據相關法律法規，通過出席股東大會及董事會會議，並通過日常監督，對本公司的日常經營活動及重大決策進行監督。監事會認為，於二零二二年，本公司董事及高級管理層成員嚴格遵守《中華人民共和國公司法》、章程及其他相關法律、法規及規則，認真履行股東賦予的各項權力，本著勤勉誠信的原則謹慎履行職責，其決策符合相關規則。彼等並無發現任何濫用權力或任何可能損害股東及本公司利益之行動。
- (1) *Opinion on regulatory compliance of the Company's operation.* The board of Supervisors supervised the daily operating activities and major decisions of the Company through attending the Shareholders' meetings and the Directors' meetings and by way of daily monitoring in accordance with the relevant laws and regulations. The board of Supervisors took the view that, during 2022, Directors and senior management members of the Company strictly adhere to the PRC Company Law, the Articles of Association and other relevant laws, regulations and rules, and diligently exercised various powers as delegated by the Shareholders, carefully discharged their duties under the principles of diligence and integrity and their decisions comply with relevant rules. They did not identify any power abuse or any actions which might be detrimental to the interests of the Shareholders and the Company.
- (2) 對本公司財務狀況的意見。檢查本公司財務管理制度的執行情況，認真審核本公司財務報告。監事會認為，本公司在進行財務管理活動時能夠嚴格遵守相關會計原則，並已制定適合本公司的財務及會計制度。監事會亦認為：(i)本公司二零二二年度財務報告真實、客觀地反映了本公司的財務狀況和經營成果，不存在虛假記載、誤導性陳述或重大遺漏；及(ii)本公司聘任的核數師出具的審計意見客觀公正。
- (2) *Opinion on the Company's financial conditions.* The board of Supervisors inspected the implementation of the Company's financial management system and carefully reviewed the Company's financial report. It took the view that the Company is capable of strictly complying with relevant accounting principles when carrying out financial management activities, and the Company has established a financial and accounting system suitable to the Company. It also considered that (i) the 2022 annual financial report of the Company truly and objectively reflects the Company's financial conditions and operation results, and there is no misstatement, misleading or material omission; and (ii) the audit opinions issued by the auditors appointed by the Company is objective and impartial.
- (3) 對本公司收購、出售情況的意見。報告期內，除已在招股書中披露的擴張計劃外，本公司並無重大投資、重大收購以及出售資產的情況。
- (3) *Opinion on the Company's acquisitions and sales.* During the Reporting Period, except for the expansion plan disclosed in the Prospectus, the Group had no major investment, major acquisition or sale of assets.



監事會報告

REPORT OF THE BOARD OF SUPERVISORS

- (4) 對本公司內部控制的意見。監事會對公司內部控制體系的建設和運行情況進行了檢查。本公司認為已建立了較為完善的內部控制體系及相應的內部控制架構。就其所知，本公司董事及高級管理層成員根據相關法律法規及章程執行股東大會及董事會會議的決定。監事會亦認為，本公司的內部控制評價報告真實、客觀地反映了本公司的內部控制制度及其運行情況。
- (4) *Opinion on the Company's internal control.* The board of Supervisors examined the establishment and operation of the Company's internal control system. It took the view that the Company has established a relatively comprehensive internal control system and corresponding internal control structure. To its knowledge, the Directors and senior management members of the Company execute the decisions of the Shareholders' meetings and the Board meetings in compliance with relevant laws and regulations and the Articles of Association. It also took the view that the Company's internal control evaluation report truly and objectively reflects the Company's internal control system and its operation.
- (5) 有關關聯方交易的意見。監事會對報告期內本公司發生的關聯方交易進行了監督。監事會認為，該等關聯方交易的決策程序符合相關法律、法規和章程的規定，該等關聯方交易的條款公平，符合一般商業條款。監事會亦認為，並無發現任何內幕交易，且該等關聯方交易並無涉及可能損害股東及本公司利益的行為。
- (5) *Opinion on related party transactions.* The board of Supervisors supervised the related party transactions conducted by the Company during the Reporting Period. It took the view that the decision-making procedures in relation to such related party transactions comply with relevant laws and regulations and the Articles of Association, the terms of such related party transactions are fair and on normal commercial terms. It also took the view that no inside dealing was identified and there was no conduct involved in such related party transactions that might be detrimental to the interests of the Shareholders and the Company.
- (6) 對外擔保情況的意見。報告期內，本公司不存在對外擔保事項。
- (6) *Opinion on guarantee provided to external parties.* During the Reporting Period, the Company did not provide guarantee to external parties.
- (7) 內幕信息管理制度的建立和執行。監事會認為，根據中國公司法、上市規則及其他法律以及相關法規，結合本公司的實際情況，本公司已制定多項政策，以加強內幕信息保密工作，有效控制和防範洩密風險。報告期內，公司無內幕信息知情人買賣本公司股票的情況，無因違反內幕信息相關規定而被採取監管措施或行政處罰的情況。
- (7) *Establishment and implementation of insider information management policies.* The board of Supervisors took the view that in accordance with the PRC Company Law, the Listing Rules and other laws and relevant regulations, combined with the actual circumstance of the Company, it has established various policies to strengthen the confidentiality of inside information and effectively control and prevent the risk of leakage. During the Reporting Period, the Company had no insider buying and selling of the Company's shares, nor was it subject to regulatory measures or administrative penalties for violating relevant inside information regulations.



監事會報告

REPORT OF THE BOARD OF SUPERVISORS

監事會對本公司董事會和管理層二零二二年經營管理工作和取得的優異經營業績表示滿意，對本公司未來的發展前景充滿信心。

The board of Supervisors is satisfied with the operation and management work conducted and the outstanding business performance achieved by the Board and management of the Company in 2022, and is fully confident in the development prospect of the Company in the future.

二零二三年工作計劃

新的一年中，監事會將(i)認真學習國家有關部門制定的有關政策，提高監事會的能力和效率，繼續維護股東利益；(ii)進一步強化監事的監督意識，履行監事的勤勉義務；(iii)監督公司的經營活動，積極參與公司財務報告的審計工作，以及公司聘請的中介機構(如審計機構)的審計活動，進一步提高風險防範意識，促進公司管理技能的進一步提升。

2023 WORK PLAN

In the coming year, the board of Supervisors will (i) conscientiously study the relevant policies formulated by relevant state departments, improve the capability and efficiency of the board of Supervisors, and continue to safeguard the interests of the Shareholders, (ii) further strengthen the Supervisors' awareness of supervision and performance of their due diligence obligations; and (iii) supervise the Company's operation activities, actively participate in the audit work in relation to the Company's financial report and audit activities carried out by intermediary agencies (such as auditors) engaged by the Company, and further increase the awareness of risk prevention and promote the further improvement of the Company's management skills.

二零二三年，監事會將繼續支持本集團董事會及管理層成員開展業務及經營活動，全面履行監督及監察職責，維護股東利益，誠實守信、勤勉盡責，促進本公司的可持續發展。


In 2023, the board of Supervisors will continuously support the Board and management members of the Group in carrying out business and operation activities, fully discharge its supervisory and monitoring duties, safeguard the interests of the Shareholders, act honestly and due diligently, to promote the sustainable development of the Company.

承監事會命
楊曉虎
監事會主席

By order of the board of Supervisors
YANG Xiaohu
Chairman of the board of Supervisors

中華人民共和國，深圳
二零二三年三月二十八日

Shenzhen, the People's Republic of China
March 28, 2023



企業管治報告

CORPORATE GOVERNANCE REPORT

董事會欣然向股東呈報本公司截至二零二二年十二月三十一日止年度之企業管治。

企業管治實踐

本公司於二零二三年一月十六日在聯交所上市，企業管治守則於上市日期前不適用於本公司。

本公司致力於保持高標準的企業管治，以保障股東的權益及提升企業價值與問責性。上市後，本公司已採納企業管治守則，作為其本身的企業管治守則。除本年報所披露者外，自上市日期起至本年報日期止，本公司一直遵守企業管治守則的所有適用守則條文，並採納守則所載大部分最佳常規。本公司將持續審閱及監督其企業管治實踐以確保遵守企業管治守則。

董事會

職責

董事會負責本集團的整體領導、監察本集團的戰略決策及監察業務及表現。董事會已授權本集團高級管理層負責本集團的日常管理及營運。為監察本公司事務的特定方面，董事會已成立五個董事委員會，包括審核委員會、薪酬委員會、提名委員會、戰略委員會以及環境、社會及管治委員會（統稱「**董事委員會**」）。董事會已向董事委員會轉授其各自職權範圍所載的責任。

全體董事一直本著真誠、遵守適用法律及法規以及符合本公司及其股東利益的方式履行職責。

本公司已就其董事可能會面對的法律訴訟所產生的責任作出適當的投保安排，並將對有關保險範圍進行年度檢討。

The Board is pleased to report to the Shareholders on the corporate governance of the Company for the year ended December 31, 2022.

CORPORATE GOVERNANCE PRACTICES

The Company was listed on the Stock Exchange on January 16, 2023 and the CG Code was not applicable to the Company before the Listing Date.

The Company is committed to maintaining high standards of corporate governance to safeguard the interests of the Shareholders and to enhance corporate value and accountability. After Listing, the Company has adopted the CG Code as its own code of corporate governance. Save as disclosed in the Report, the Company has complied with all applicable code provisions under the CG Code for the period from the Listing Date to the date of the Report. The Company will continue to review and monitor its corporate governance practices to ensure compliance with the CG Code.

THE BOARD OF DIRECTORS RESPONSIBILITIES

The Board is responsible for the overall leadership of the Group, oversees the Group's strategic decisions and monitors business and performance. The Board has delegated the authority and responsibility for day-to-day management and operation of the Group to the senior management of the Group. To oversee particular aspects of the Company's affairs, the Board has established five Board committees, including the Audit Committee, the Remuneration Committee, the Nomination Committee, the Strategic Committee and the ESG Committee (collectively, the "**Board Committees**"). The Board has delegated to the Board Committees responsibilities as set out in their respective terms of reference.

All Directors have carried out their duties in good faith, in compliance with applicable laws and regulations, and in the interests of the Company and its shareholders at all times.

The Company has arranged appropriate insurance coverage in respect of liability arising from legal action against its Directors, and will conduct annual review on such insurance coverage.



企業管治報告

CORPORATE GOVERNANCE REPORT

董事會組成

於本年報日期，董事會由十二名董事組成，包括下文所載五名執行董事、兩名非執行董事及五名獨立非執行董事：

執行董事

余惠勇先生(董事長)
徐艷林女士(本公司總經理)
田錫秋先生
焦岳先生
朱啟東先生

非執行董事

潘攀先生
胡祺昊先生

獨立非執行董事

蔣岩波博士
馬瑞光先生
吳戰箴博士
張以德先生
朱舫女士

董事履歷載於本年報「董事、監事及高級管理人員履歷」一節。

董事會認為，董事會的組成具備強大的獨立元素，在技能、經驗及多元化觀點之間取得平衡，符合本公司業務需求。

自上市日期起至本年報日期止期間，董事會一直遵守上市規則第3.10(1)及3.10(2)條有關委任至少三名獨立非執行董事(其中至少一名獨立非執行董事須擁有適當的專業資格或會計或相關財務管理專業知識)的規定。

BOARD COMPOSITION

As at the date of the Report, the Board comprised 12 Directors, including five executive Directors, two non-executive Directors and five independent non-executive Directors as set out below:

EXECUTIVE DIRECTORS

Mr. YU Huiyong (*Chairman of the Board*)
Ms. XU Yanlin (*General manager of the Company*)
Mr. TIAN Xiqiu
Mr. JIAO Yue
Mr. ZHU Qidong

NON-EXECUTIVE DIRECTORS

Mr. PAN Pan
Mr. HU Qihao


INDEPENDENT NON-EXECUTIVE DIRECTORS

Dr. JIANG Yanbo
Mr. MA Ruiguang
Dr. WU Zhanchi
Mr. CHEUNG Yee Tak Jonathan
Ms. ZHU Fang

The biographies of the Directors are set out under the section headed “Biographies of Directors, Supervisors and Senior Management” of the Report.

The Board considers that the composition of the Board provides a strong independent element with a balance of skills, experience and diversity of perspectives appropriate for the requirements of the business of the Company.

During the period from the Listing Date to the date of the Report, the Board has met at all times the requirements under Rules 3.10(1) and 3.10(2) of the Listing Rules relating to the appointment of at least three independent non-executive directors with at least one independent non-executive director possessing appropriate professional qualifications or accounting or related financial management expertise.



企業管治報告

CORPORATE GOVERNANCE REPORT

自上市日期起至本年報日期止期間，本公司亦已遵守上市規則第3.10A條有關委任佔董事會人數至少三分之一的獨立非執行董事的規定。

除本年報「董事、監事及高級管理人員履歷」一節所載董事履歷中所披露者外，概無董事與任何其他董事、監事或高級管理層有任何個人關係（包括財務、業務、家族或其他重大／相關關係）。

全體董事（包括獨立非執行董事）均為董事會帶來廣泛而寶貴的業務經驗、知識及專長，使其有效率及高效地運作。獨立非執行董事獲邀加入審核委員會、薪酬委員會、提名委員會、戰略委員會以及環境、社會及管治委員會。

鑒於企業管治守則項下守則條文要求董事披露於公眾公司或組織擔任職位的數目及性質及其他重大承擔，以及彼等的身份及發行人任職的時間，董事已同意及時向本公司披露彼等的承擔。

During the period from the Listing Date to the date of the Report, the Company has also complied with Rule 3.10A of the Listing Rules, which relates to the appointment of independent non-executive directors representing at least one-third of the Board.

Save as disclosed in the biographies of the Directors as set out in the section headed “Biographies of Directors, Supervisors and Senior Management” of the Report, none of the Directors has any personal relationship (including financial, business, family or other material/relevant relationship) with any other Directors, Supervisors or senior management.

All Directors, including independent non-executive Directors, have brought a wide spectrum of valuable business experience, knowledge and expertise to the Board for its efficient and effective functioning. Independent non-executive Directors are invited to serve on the Audit Committee, the Remuneration Committee, the Nomination Committee, the Strategic Committee and the ESG Committee.

As regards the code provision under the CG Code requiring directors to disclose the number and nature of offices held in public companies or organizations and other significant commitments as well as their identity and the time involved to the issuer, the Directors have agreed to disclose their commitments to the Company in a timely manner.



企業管治報告

CORPORATE GOVERNANCE REPORT

獨立意見及建議


董事會已建立機制以確保董事會可獲得獨立意見及建議。董事會確保委任至少三名獨立非執行董事，且至少三分之一的成員為獨立非執行董事。此外，獨立非執行董事將根據上市規則的規定在切實可行的情況下委任加入董事委員會，以確保獲得獨立意見及建議。提名委員會嚴格遵守上市規則所載有關提名及委任獨立非執行董事的獨立性評估標準，並須每年評估獨立非執行董事的獨立性，以確保彼等可持續行使獨立判斷。概無向獨立非執行董事授予與表現掛鈎的以股權為基礎的薪酬，因為此舉可能導致其決策有所偏頗，並損害其客觀性及獨立性。最後，於合約或安排中擁有重大權益的董事（包括獨立非執行董事）不得就批准該合約或安排的任何董事會決議案投票或計入法定人數。

此外，本公司亦透過正式及非正式途徑建立渠道，據此，獨立非執行董事可在有需要的情況下以公開、坦誠及保密的方式發表意見。該等渠道包括定期董事會調查及董事會檢討、與董事會主席舉行專門會議及與本公司管理層及其他董事會成員（包括董事會主席）進行互動。

INDEPENDENT VIEWS AND INPUT

The Board has established mechanisms to ensure independent views and input are available to the Board. The Board ensures the appointment of at least three independent non-executive Directors and at least one-third of its members being independent non-executive directors. Further, independent non-executive directors will be appointed to the Board Committees as required under the Listing Rules and as far as practicable to ensure independent views and input are available. The Nomination Committee strictly adheres to the independence assessment criteria as set out in the Listing Rules with regard to the nomination and appointment of independent non-executive Directors, and is mandated to assess annually the independence of independent non-executive Directors to ensure that they can continually exercise independent judgement. No equity-based remuneration with performance-related elements will be granted to independent non-executive Directors as this may lead to bias in their decision-making and compromise their objectivity and independence. Last, a Director (including independent non-executive Director) who has a material interest in a contract or arrangement shall not vote or be counted in the quorum on any Board resolution approving the same.

In addition, the Company also established channels through formal and informal means whereby independent non-executive Directors can express their views in an open and candid manner as well as in a confidential manner, should circumstances required. Such channels include regular Board surveys and Board reviews, dedicated meeting sessions with the chairman of the Board and interaction with the management of the Company and other Board members including the chairman outside the boardroom.



企業管治報告

CORPORATE GOVERNANCE REPORT

董事會多元化政策

為提升董事會的效率及維持高標準的企業管治，我們已於二零二二年十二月二十日採納董事會多元化政策（「**董事會多元化政策**」），當中載列實現及維持董事會多元化的目標及方法。根據董事會多元化政策，我們力求通過考慮多項因素實現董事會多元化，包括但不限於專業經驗、技能、知識、性別、年齡、文化及教育背景、種族及服務年期以及作為本公司董事所投入的時間。

本公司亦將不時考慮與其自身業務模式及特定需要的因素。本公司明白並深信董事會成員多元化裨益良多，並認為董事會層面日益多元化（包括性別多元化）乃維持本公司競爭優勢及提升其從最廣泛可用人才庫吸引、挽留及激勵僱員的能力的關鍵元素。

於本年報日期，本公司十二名董事在投資、會計、管理、法律、教育和生鮮及水果等不同行業和實踐方面擁有均衡的知識、技能及經驗。彼等已獲得多個專業學位證書，包括經濟、商業管理、會計、法律及園藝學。我們擁有五位具有不同行業背景的獨立非執行董事，佔董事會成員三分之一以上。此外，董事會成員年齡層跨度較大，介乎34歲至67歲。我們已採取措施並將繼續採取措施促進本公司各級性別多元化，包括但不限於董事會和管理層。儘管我們認識到董事會的性別多元化可以改善，但我們將繼續參照董事會多元化政策採用任人唯賢的原則。

BOARD DIVERSITY POLICY

To enhance the effectiveness of the Board and to maintain the high standard of corporate governance, we have adopted the board diversity policy (the “**Board Diversity Policy**”) on December 20, 2022, which sets out the objective and approach to achieve and maintain diversity of our Board. Pursuant to Board Diversity Policy, we seek to achieve board diversity by taking into consideration of various factors, including but not limited to professional experience, skills, knowledge, gender, age, cultural and education background, ethnicity and length of service and the time to be devoted as a director of the Company.

The Company will also take into account factors relating to its own business model and specific needs from time to time. The Company recognizes and embraces the benefits of having a diverse Board and sees increasing diversity at the Board level, including gender diversity, as an essential element in maintaining the Company’s competitive advantage and enhancing its ability to attract, retain and motivate employees from the widest possible pool of available talent.

As at the date of the Report, the twelve Directors of the Company have a balanced mix of knowledge, skills and experience, of various industries and practices covering investment, accounting, management, legal, education and fresh and fruit industries. They obtained academic degrees in various majors, including economics, business administration, accounting, law and horticulture. We have five independent non-executive Directors with different industry backgrounds, representing more than one-third of the members of the Board. Furthermore, the Board has a wide range of age, ranging from 34 years old to 67 years old. We have also taken, and will continue to take steps to promote gender diversity at all levels of our Company, including but not limited to the Board and the management levels. While we recognize that the gender diversity at the Board can be improved, we will continue to apply the principle of appointments based on merits with reference to our Board Diversity Policy.



企業管治報告

CORPORATE GOVERNANCE REPORT

提名委員會負責確保董事會成員的多元化及遵守企業管治守則下規管董事會多元化的相關守則。提名委員會將至少每年一次檢討及重新檢討董事會多元化政策及多元化概況(包括性別均衡)，以確保其持續有效，並討論可能需要的任何修訂，以及向董事會推薦任何有關修訂以供考慮及批准。我們亦將每年在企業管治報告中披露董事會多元化政策的實施情況。

有關本公司員工(包括高級管理層)性別比例的詳情，其實現員工(包括高級管理層)性別多元化的計劃或可計量目標載於本公司於2023年4月28日在本公司網站及聯交所網站刊發的環境、社會及管治報告。

培訓及持續專業發展

每名新委任的董事均獲提供必要的入職培訓及資料，以確保其對本公司的營運及業務以及其於相關法規、法律、規則及規例下的責任有適當程度的了解。本公司亦會定期安排研討會，不時向董事提供上市規則及其他相關法律及監管規定最新發展及變動的最新資料。董事亦定期獲提供有關本公司業績、狀況及前景的最新資料，以便董事會整體及各董事履行其職責。

本公司鼓勵董事參與持續專業發展，以發展及更新其知識及技能。本公司不時更新及向董事提供有關彼等角色、職能及職責的書面培訓材料。

於上市前，全體董事已接受有關董事職責及責任、企業管治及監管更新的培訓，而相關閱讀材料(包括合規手冊／法律及監管更新／研討會講義)已提供予董事以供彼等參考及學習。

The Nomination Committee is responsible for ensuring the diversity of our Board members and compliance with relevant codes governing board diversity under the CG Code. Our Nomination Committee will review and revisit the Board Diversity Policy and our diversity profile (including gender balance) at least once annually to ensure its continued effectiveness and discuss any revisions that may be required, and recommend any such revisions to our Board for consideration and approval. We will also disclose in our corporate governance report about the implementation of the Board Diversity Policy on an annual basis.


For details on the Company's gender ratio in the workforce (including senior management), its plans or measurable objectives for achieving gender diversity across the workforce (including senior management) are set out in the Company's environmental, social and governance report published on the website of the Company and on the website of the Stock Exchange on April 28, 2023.

TRAINING AND CONTINUOUS PROFESSIONAL DEVELOPMENT

Each newly appointed Directors would be provided with necessary induction and information to ensure that he/she has a proper understanding of the Company's operations and businesses as well as his/her responsibilities under relevant statutes, laws, rules and regulations. The Company also arranges regular seminars to provide the Directors with updates on the latest development and changes in the Listing Rules and other relevant legal and regulatory requirements from time to time. The Directors are also provided with regular updates on the Company's performance, position and prospects to enable the Board as a whole and each Director to discharge their duties.

Directors are encouraged to participate in continuous professional development to develop and refresh their knowledge and skills. The Company have from time to time updated and provided the Directors with written training materials in relation to their roles, functions and duties.

Prior to the Listing, all Directors have been given the training regarding the directors' duties and responsibilities, corporate governance and regulatory updates and relevant reading materials including compliance manual/legal and regulatory updates/seminar handouts have been provided to the Directors for their reference and studying.



企業管治報告

CORPORATE GOVERNANCE REPORT

根據董事提供的資料，截至二零二二年十二月三十一日止年度，董事已接受以下培訓及更新：

Based on the information provided by the Directors, during the year ended December 31, 2022, the Directors received the following trainings and updates:

董事姓名	Name of Directors	出席有關規則及規例或董事職責之研討會及／或會議及／或論壇 Attending seminars and/or conferences and/or forums relating to rules and regulations or duties of the directors	閱讀有關經濟及業務管理以及董事職責之報章、期刊及最新資料 Reading newspapers, journals and updates relating to the economy and business management and duties of directors
執行董事 <i>Executive Directors</i>			
余惠勇先生(董事長)	Mr. YU Huiyong (Chairman)	✓	✓
徐艷林女士	Ms. XU Yanlin	✓	✓
田錫秋先生	Mr. TIAN Xiqiu	✓	✓
焦岳先生	Mr. JIAO Yue	✓	✓
朱啟東先生	Mr. ZHU Qidong	✓	✓
非執行董事 <i>Non-Executive Directors</i>			
潘攀先生	Mr. PAN Pan	✓	✓
胡祺昊先生	Mr. HU Qihao	✓	✓
獨立非執行董事 <i>Independent Non-executive Directors</i>			
蔣岩波博士	Dr. JIANG Yanbo	✓	✓
馬瑞光先生	Mr. MA Ruiguang	✓	✓
吳戰旒博士	Dr. WU Zhanchi	✓	✓
張以德先生	Mr. CHEUNG Yee Tak Jonathan	✓	✓
朱舫女士	Ms. ZHU Fang	✓	✓

獨立非執行董事

董事會符合上市規則有關委任至少三名獨立非執行董事(佔董事會成員人數三分之一，其中一名獨立非執行董事擁有適當的專業資格或會計或相關財務管理專業知識)及至少一名獨立非執行董事須常駐香港的規定。

INDEPENDENT NON-EXECUTIVE DIRECTORS

The Board met the requirements of the Listing Rules relating to the appointment of at least three independent non-executive Directors representing one-third of the Board with one of whom possessing appropriate professional qualifications or accounting or related financial management expertise and at least one independent non-executive director must be ordinarily reside in Hong Kong.



企業管治報告

CORPORATE GOVERNANCE REPORT

本公司已接獲各獨立非執行董事根據上市規則第3.13條所載獨立性指引就其獨立性發出的年度確認書。本公司認為所有獨立非執行董事均為獨立人士。

The Company has received written annual confirmation from each of the independent non-executive Directors in respect of his/her independence in accordance with the independence guidelines as set out in Rule 3.13 of the Listing Rules. The Company considers all independent non-executive Directors are independent.

委任及重選董事

各執行董事、非執行董事及獨立非執行董事已與本公司訂立服務合約或委任書，固定任期自各自委任日期至下一屆董事會換屆選舉的股東大會召開為止。

APPOINTMENT AND RE-ELECTION OF DIRECTORS

Each of the executive Directors, non-executive Directors and independent non-executive Directors has entered into a service contract or letter of appointment with the Company for a fixed term of three years commencing from the respective appointment date until the date of convening the Shareholders' meeting to elect directors at the expiry of that session.

董事應由股東大會選舉產生，每屆任期三年。董事由股東大會選舉或更換，任期三年。董事任期屆滿，可連選連任。董事任期屆滿未及時改選，在改選出的董事就任前，原董事仍應當依照法律、行政法規、部門規章和章程的規定，履行董事職務。

Directors shall be elected at a general meeting and shall serve a term of three years. Directors shall be elected or replaced at the shareholders' general meetings to hold for a term of three years. Upon maturity of the term of office, a director shall be eligible to offer himself/herself for re-election and re-appointment. If the term of office of a director expires but re-election is not made responsively, the said director shall continue fulfilling the duties as director pursuant to relevant laws, administrative regulations, departmental rules and the Articles of Association until a new director is elected.

委任、重選及罷免董事的程序及過程載於本公司的章程及提名政策。提名委員會負責審閱董事會架構、規模及組成，評估獨立非執行董事的獨立性，並就委任或重選董事及董事繼任計劃向董事會提出推薦建議。


The procedures and process of appointment, re-election and removal of Directors are set out in the Articles of Association and the nomination policy of the Company. The Nomination Committee is responsible for reviewing the Board's structure, size and composition, assessing the independence of independent non-executive Directors and making recommendations to the Board on the appointment or re-election of Directors and succession planning for Directors.

董事會

本公司採納根據企業管治守則定期舉行董事會會議的慣例，每年至少舉行四次會議，大約每季舉行一次。本公司就所有定期董事會會議發出不少於十四日的通知，讓全體董事均有機會出席定期會議並討論議程事項。

BOARD MEETINGS

The Company adopts the practice of holding Board meetings regularly, at least four times a year, and at approximately quarterly intervals in accordance with the CG Code. Notices of no less than 14 days are given for all regular Board meetings to provide all Directors with an opportunity to attend and include matters in the agenda for a regular meeting.



企業管治報告

CORPORATE GOVERNANCE REPORT

就其他董事會會議及董事委員會會議而言，一般會發出合理通知。議程及相關董事會文件將於會議舉行前至少三日提供予董事或董事委員會成員，以確保彼等有充足時間審閱有關文件及為會議作充分準備，且各董事均能以具意義及有效的方式參與董事會會議。倘董事或董事委員會成員未能出席會議，則彼等會獲悉將予討論的事宜及於會議召開前有機會知會主席有關彼等的意見。會議記錄須由本公司之公司秘書保存，副本將於全體董事間傳閱，以供參考及記錄。

董事會會議及董事委員會會議的會議記錄會詳細記錄董事會及董事委員會所考慮的事宜及所達致的決定，包括董事提出的任何問題。各董事會會議及董事委員會會議的會議記錄草擬本將於會議舉行當日後之合理時間內寄送至各董事，以供彼等提出意見。董事會會議記錄可供董事查閱。

截至二零二二年十二月三十一日止年度，本公司已舉行了四次董事會會議。由於本公司H股股份於二零二三年一月十六日在聯交所上市，截至二零二二年十二月三十一日止年度，有關召開董事會會議次數的守則條文不適用於本公司。自上市日期起至本年報日期止期間，已舉行二次董事會會議。自上市日期起至本年報日期止期間，本公司並無召開任何股東大會。本公司將於2023年度全面遵守企業管治守則的守則條文第C.5.1條的規定，每年召開至少四次董事會會議，大約每季度一次。

For other Board meetings and Board Committee meetings, reasonable notice is generally given. The agenda and accompanying Board documents are provided to the Directors or Board Committee members at least three days before the meetings to ensure that they have sufficient time to review the documents and are adequately prepared for the meetings and that each Director can participate the board proceedings in a meaningful and effective manner. When Directors or Board Committee members are unable to attend a meeting, they will be advised of the matters to be discussed and given an opportunity to make their views known to the Chairman/ Chairperson prior to the meeting. Minutes of meetings shall be kept by the company secretary of the Company with copies circulated to all Directors for information and records.

Minutes of the Board meetings and Board Committee meetings are recorded in sufficient detail about the matters considered by the Board and the Board Committees and the decisions reached, including any concerns raised by the Directors. Draft minutes of each Board meeting and Board Committee meeting are sent to the Directors for comments within a reasonable time after the date on which the meeting is held. Minutes of the Board meetings are open for inspection by the Directors.

During the year ended December 31, 2022, four Board meetings were held by the Company. As the H shares of the Company were listed on the Stock Exchange on January 16, 2023, for the year ended December 31, 2022, the code provisions relating to the number of Board Meetings convened are not applicable to the Company. During the period from the Listing Date to the date of the Report, two Board meeting was held. The Company did not convene any general meeting for the period from the Listing Date to the date of the Report. In 2023, the Company will fully comply with the requirements under the code provision C.5.1 of the CG Code by convening Board meetings at least four times a year at approximately quarterly intervals.



企業管治報告

CORPORATE GOVERNANCE REPORT


截至二零二二年十二月三十一日止年度及直至本年報日期，各董事出席董事會會議的情況載列如下：

The attendance of each Director at the Board meeting during the year ended December 31, 2022 and up to the date of the Report is set out below:

董事姓名	Name of Directors	已出席董事會會議 次數／可出席董事會 會議次數 Attended/Eligible to attend the Board meeting	已出席股東大會 次數／股東 大會會議次數 Attended/ No. of general meetings
執行董事 <i>Executive Directors</i>			
余惠勇先生(董事長)	Mr. YU Huiyong (Chairman)	6/6	3/3
徐艷林女士	Ms. XU Yanlin	6/6	3/3
田錫秋先生	Mr. TIAN Xiqiu	6/6	3/3
焦岳先生	Mr. JIAO Yue	6/6	3/3
朱啟東先生	Mr. ZHU Qidong	6/6	3/3
非執行董事 <i>Non-Executive Directors</i>			
潘攀先生	Mr. PAN Pan	6/6	3/3
胡祺昊先生	Mr. HU Qihao	6/6	3/3
獨立非執行董事 <i>Independent Non-executive Directors</i>			
蔣岩波博士	Dr. JIANG Yanbo	6/6	3/3
馬瑞光先生	Mr. MA Ruiguang	6/6	3/3
吳戰麓博士	Dr. WU Zhanchi	6/6	3/3
張以德先生	Mr. CHEUNG Yee Tak Jonathan	6/6	3/3
朱舫女士	Ms. ZHU Fang	6/6	3/3

企業管治守則規定，董事會主席應至少每年與獨立非執行董事舉行一次沒有其他董事出席的會議。由於本公司於二零二三年一月十六日上市，故截至二零二二年十二月三十一日止年度，董事會主席與獨立非執行董事並無舉行會議。

The CG Code requires that the chairman of the Board should at least annually hold a meeting with the independent non-executive Directors without the presence of other Directors. As the Company was only listed on January 16, 2023, no meeting between the chairman of the Board and the independent non-executive Directors was held during the year ended December 31, 2022.



企業管治報告

CORPORATE GOVERNANCE REPORT

證券交易的標準守則

自上市日期起，本公司已採納上市規則附錄十所載標準守則，作為董事、監事及有關僱員買賣本公司證券的行為準則。

由於本公司於二零二三年一月十六日在聯交所上市，故於截至二零二二年十二月三十一日止年度毋須遵守標準守則。

在向董事及監事作出具體查詢後，全體董事及監事確認，自上市日期起直至本年報日期止期間，彼等一直遵守標準守則所載的必要準則。於上述期間，本公司並無發現相關僱員違反標準守則的事件。

董事會之職權委託

董事會保留對本公司所有主要事項之決策權，包括：批准及監察所有政策事宜、整體戰略及預算、內部控制及風險管理系統、重大交易（特別是可能涉及利益衝突的交易）、財務資料、委任董事以及其他重大財務及營運事宜。董事可尋求獨立專業意見以履行其職責，本公司承擔費用並鼓勵董事獨立接觸本公司高級管理層並與其商議。

本集團之日常管理、行政及營運已授權高級管理層處理。授權職能及責任由董事會定期審查。管理層訂立任何重大交易前須取得董事會之批准。

MODEL CODE FOR SECURITIES TRANSACTIONS

The Company has adopted the Model Code as set out in Appendix 10 to the Listing Rules as its own code of conduct regarding all dealings by Directors, Supervisors and relevant employees of securities in the Company since the Listing Date.

As the Company was listed on the Stock Exchange on January 16, 2023, it was not required to comply with the Model Code during the year ended December 31, 2022.

Having made specific enquiry with the Directors and Supervisors, all of the Directors and Supervisors confirmed that he/she has complied with the required standards as set out in the Model Code during the period from the Listing Date and up to the date of the Report. No incident of non-compliance of the Model Code by the relevant employees was noted by the Company for the aforesaid period.

DELEGATION BY THE BOARD

The Board reserves for its decision on all major matters of the Company, including: approval and monitoring of all policy matters, overall strategies and budgets, internal control and risk management systems, material transactions (in particular those that may involve conflict of interests), financial information, appointment of Directors and other significant financial and operational matters. The Directors could have recourse to seek independent professional advice in performing their duties at the Company's expense and are encouraged to access and to consult with the Company's senior management independently.

The daily management, administration and operation of the Group are delegated to the senior management. The delegated functions and responsibilities are periodically reviewed by the Board. Approval has to be obtained from the Board prior to any significant transactions entered into by the management.



企業管治報告

CORPORATE GOVERNANCE REPORT

企業管治職能

董事會負責履行企業管治守則的守則條文第A.2.1條所載的職能。

董事會確認企業管治應屬董事的集體責任，企業管治職能包括：

- (a) 制定及審查本公司的企業管治政策及常規，並向董事會提出建議；
- (b) 審查及監察董事及高級管理人員的培訓及持續專業發展；
- (c) 審查及監察本公司在遵守法律及監管規定方面的政策及常規；
- (d) 制定、審查及監察僱員及董事的操守準則及合規手冊（如有）；及
- (e) 審查本公司企業管治守則的合規情況及於企業管治報告中披露。

董事會審閱本公司的企業管治政策及常規、董事及高級管理層的培訓及持續專業發展、本公司在遵守法律及監管規定方面的政策及常規、遵守標準守則及僱員書面指引的情況、遵守企業管治守則的情況及在本企業管治報告內的披露。

董事委員會

審核委員會

審核委員會包括三名成員，包括兩名獨立非執行董事，即吳戰箴博士、馬瑞光先生及一名非執行董事，即潘攀先生。吳戰箴博士（即具備適當專業資格的獨立非執行董事）為審核委員會主席。

CORPORATE GOVERNANCE FUNCTIONS

The Board is responsible for performing the functions set out in the code provision A.2.1 of the CG Code.

The Board confirmed that corporate governance is a collective responsibility of the Directors, which corporate governance functions includes:


- (a) to develop and review the Company's policies and practices on corporate governance and make recommendations to the Board;
- (b) to review and monitor the training and continuous professional development of Directors and senior management;
- (c) to review and monitor the Company's policies and practices on compliance with legal and regulatory requirements;
- (d) to develop, review and monitor the code of conduct and compliance manual (if any) applicable to employees and Directors; and
- (e) to review the Company's compliance with the CG Code and disclosures in the Corporate Governance Report.

The Board reviewed the Company's corporate governance policies and practices, training and continuous professional development of Directors and senior management, the Company's policies and practices on compliance with legal and regulatory requirements, the compliance of the Model Code and written employee guidelines, and the Company's compliance with the Code and disclosure in this Corporate Governance Report.

BOARD COMMITTEES

AUDIT COMMITTEE

The Audit Committee comprises three members, including two independent non-executive Directors, namely, Dr. WU Zhanchi and Mr. MA Ruiguang, and one non-executive Director, namely, Mr. PAN Pan. The Audit Committee is chaired by Dr. WU Zhanchi (being the independent non-executive Director with the appropriate professional qualifications).



企業管治報告

CORPORATE GOVERNANCE REPORT

審核委員會職權範圍符合上市規則第3.21條及企業管治守則。審核委員會主要職責為審閱、監督及／或批准內部審核系統及其實施、財務申報程序、內部控制及風險管理系統及審核重大關聯方交易、審閱我們的財務資料及其披露、審閱及批准關連交易、監督審核程序及向董事會提供獨立意見及建議。

審核委員會的書面職權範圍可於聯交所及本公司網站查閱。

由於本公司於二零二三年一月十六日上市，故截至二零二二年十二月三十一日止年度並無舉行審核委員會會議。

自上市日期起至本年報日期，審核委員會已舉行一次會議。其討論及考慮以下事項：

- 審閱本公司及其附屬公司於財政年度的末期業績，由羅兵咸永道會計師事務所準備的獨立審計師報告以及由羅兵咸永道會計師事務所關於會計事宜及於審計過程中的重大發現的報告；
- 檢討財務申報制度、合規程序、內部控制（包括本公司在會計及財務申報職能方面的資源、員工資歷及經驗、培訓課程及有關預算是否充足）及風險管理系統、審閱現有持續關連交易的年度上限及程序以及核數師的續聘；董事會並無偏離審核委員會就甄選、委任、辭任或罷免核數師提出的任何建議；及
- 聘請羅兵咸永道會計師事務所為本公司提供非鑑證服務，且確認羅兵咸永道會計師事務所提供的非鑑證服務內容亦不會對其獨立性產生潛在影響。

The terms of reference of the Audit Committee are in compliance with Rule 3.21 of the Listing Rules and the CG Code. The primary duties of our Audit Committee are to review, supervise and/or approve our internal audit system and its implementation, financial reporting process, internal control and risk management systems and audit major related party transactions, review our financial information and its disclosure, review and approve connected transactions, oversee the audit process and to provide independent advice and comments to the Board.

The written terms of reference of Audit Committee are available on the websites of the Stock Exchange and the Company.

Due to the fact that the Company was listed on January 16, 2023, no Audit Committee meeting was held during the year ended December 31, 2022.

From the Listing Date to the date of the Report, one meeting of the Audit Committee was held. It discussed and considered the following matters:

- reviewed final results of the Company and its subsidiaries for the fiscal year and the independent auditor's report prepared by PricewaterhouseCoopers as well as a report from PricewaterhouseCoopers relating to accounting issues and major findings in course of audit;
- reviewed the financial reporting system, compliance procedures, internal control (including the adequacy of resources, staff qualifications and experience, training programs and budget of the Company's accounting and financial reporting function) and risk management systems, review the annual cap of existing continuing connected transactions, and processes and the re-appointment of the auditors; the Board had not deviated from any recommendation given by the Audit Committee on the selection, appointment, resignation or dismissal of the auditors; and
- engaged PricewaterhouseCoopers to provide non-assurance services to the Company and confirmed that the non-assurance services provided by PricewaterhouseCoopers will not have any potential impact on its independence.



企業管治報告

CORPORATE GOVERNANCE REPORT

各審核委員會成員於上市日期起至本年報日期止期間出席審核委員會會議的情況載於下表：

The attendance of each Audit Committee member at the Audit Committee meeting during the period from the Listing Date to the date of the Report is set out in the table below:

董事姓名	Name of Directors	已出席／應出席 Attended/ Eligible to attend
吳戰箴博士	Dr. WU Zhanchi	1/1
馬瑞光先生	Mr. MA Ruiguang	1/1
潘攀先生	Mr. PAN Pan	1/1

自上市日期起至本年報日期止期間，審核委員會亦在執行董事不在場的情況下分別與外部及內部核數師會面一次。

The Audit Committee also met the external and internal auditors once, respectively, without the presence of the executive Directors during the period from the Listing Date to the date of the Report.

審核委員會已審閱二零二二年核數師的薪酬，並向董事會建議續聘信永中和會計師事務所（特殊普通合夥）深圳分所為本公司二零二三年中國境內核數師及羅兵咸永道會計師事務所為本公司二零二三年境外核數師，惟須待股東於應屆年度股東大會上批准後方可作實。

The Audit Committee has reviewed the remuneration of the auditors for 2022 and recommended the Board to re-appoint ShineWing Certified Public Accountants LLP Shenzhen Branch as the domestic auditor of the Company for 2023 in the PRC and PricewaterhouseCoopers as the overseas auditor of the Company for 2023, subject to the approval of the Shareholders at the forthcoming AGM.

提名委員會


提名委員會現時由三名成員組成，包括一名執行董事（即余惠勇先生），及兩名獨立非執行董事（即馬瑞光先生及蔣岩波博士）。提名委員會由蔣岩波博士擔任主席。

NOMINATION COMMITTEE

The Nomination Committee currently comprises three members, including one executive Director, namely, Mr. YU Huiyong, and two independent non-executive Directors, namely, Mr. MA Ruiguang and Dr. JIANG Yanbo. The Nomination Committee is chaired by Dr. JIANG Yanbo.

提名委員會的職權範圍符合上市規則第3.27A條企業管治守則。提名委員會的主要職責為物色具備合適資格可擔任董事會成員的人士、考慮及就委任、罷免及重選本公司董事向董事會提出建議，評估獨立非執行董事的獨立性並定期檢討董事會的架構、規模及組成以及本公司採納的提名政策（見以下定義）及董事會多元化政策。提名委員會的書面職權範圍可於聯交所及本公司網站查閱。

The terms of reference of the Nomination Committee are in compliance with Rule 3.27A of the Listing Rules and the CG Code. The primary responsibilities of our nomination committee are to identify individuals suitably qualified to become Board members, consider and recommend to the Board on the appointment, removal and re-election of Directors of the Company, assess the independence of independent non-executive Directors and to review the structure, size and composition of the Board and the Nomination Policy (as defined below) and the Board Diversity Policy adopted by the Company on regular basis. The written terms of reference of Nomination Committee are available on the websites of the Stock Exchange and the Company.



企業管治報告

CORPORATE GOVERNANCE REPORT

董事提名政策

本公司已於二零二二年十二月二十日採納提名政策(「**提名政策**」)，當中載列提名及委任董事的甄選標準及程序以及董事會繼任計劃的考慮因素，旨在確保董事會的技能、經驗、知識及多元化觀點的平衡，以滿足本公司業務的要求。提名委員會將於適當時候檢討提名政策，以確保其有效性。

根據提名政策，提名委員會在甄選董事會成員候選人時將考慮以下因素：

- (i) 候選人可為董事會帶來的觀點與角度、技能及經驗；
- (ii) 候選人可為董事會帶來的預期裨益及貢獻；
- (iii) 候選人於本公司同一行業的成就及經驗；
- (iv) 候選人預期投入本公司的時間；
- (v) 候選人如何促進董事會成員多元化；及
- (vi) 有關董事會成員多元化的多項因素，包括但不限於候選人的性別、年齡、文化、教育背景、種族、專業經驗、技能、知識及服務任期。

POLICY ON DIRECTORS' NOMINATION

The Company has adopted a nomination policy (the “**Nomination Policy**”) on December 20, 2022, which sets out the selection criteria and procedures for nomination and appointment of Directors and considerations for succession plan of the Board, with an aim of ensuring the balance of skills, experience, knowledge and diverse perspectives of the Board to satisfy the requirements of the Company's business. The Nomination Committee will review the Nomination Policy, as appropriate, to ensure its effectiveness.

In accordance with the Nomination Policy, the Nomination Committee will consider the following factors when selecting candidates for the Board members:

- (i) the views and perspectives, skills and experience that the candidate can bring to the Board;
- (ii) the expected benefits and contributions that the candidate can bring to the Board;
- (iii) the achievements and experience of the candidate in the same industry of the Company;
- (iv) the time the candidate is expected to devote to the Company;
- (v) how the candidate promotes diversity of the Board members; and
- (vi) various factors related to the diversity of the Board members, including but not limited to gender, age, culture, educational background, ethnicity, professional experience, skills, knowledge and period of service of the candidate.



企業管治報告

CORPORATE GOVERNANCE REPORT

提名程序

本公司亦已採納提名及選舉董事的程序。該政策載列甄選及表現評估的標準及程序，並就提名及委任本公司董事向董事會提供指引。董事會相信，清晰的甄選程序有助企業管治、確保董事會的持續性、維持董事會的領導，以及提升董事會的效率及多元化。

提名委員會及董事會均可提名董事候選人。於評估建議候選人是否合適及其對董事會的潛在貢獻時，提名委員會可參考若干甄選標準，例如誠信、專業資格及技能、於相關產業的成就及經驗、承諾及相關貢獻。提名委員會須就委任合適董事候選人向董事會報告評估結果，並向董事會提供相關建議，以供董事會作出決定及制定一般選舉計劃，有關計劃應於股東大會上提呈並由股東批准。

董事會已採納董事會成員多元化政策，當中載列應遵循的基本原則，以確保董事會在所需技能、經驗及多元化視角方面達到適當的平衡，從而提升董事會的有效運作及維持高水平的企業管治。提名委員會應至少每年一次在適當時候檢討本政策及可計量目標，以確保董事會持續有效運作。

目前，董事會有兩名成員為女性。在挑選及推薦合適的董事候選人時，董事會將不時增加女性成員的比例。

於向董事會推薦候選人時，提名委員會將按客觀準則考慮候選人的優點，並適當考慮董事會成員多元化的裨益。自上市日期起至本年報日期，董事會組成概無變化。

NOMINATION PROCEDURES


The Company has also adopted procedures for nomination and election of Directors. The policy sets out the criteria and procedures for selection and performance evaluation and provides guidance to the Board on the nomination and appointment of Directors. The Board believes that a clear selection process facilitates corporate governance, ensures the continuity of the Board, maintains the leadership of the Board, and enhances the efficiency and diversity of the Board.

Both the Nomination Committee and the Board can nominate candidates for Directors. When evaluating the suitability of recommended candidates and their potential contributions to the Board, the Nomination Committee may refer to certain selection criteria such as integrity, professional qualifications and skills, achievements and experience in the industries, commitment and related contributions. The Nomination Committee shall report the evaluation results to the Board on the appointment of suitable Director candidates and provide relevant recommendations to the Board to make decisions and formulate a general election plan which should be proposed at the general meeting for the Shareholders' approval.

The Board has adopted a board diversity policy which sets out the basic principles to be followed to ensure that the Board has an appropriate balance of required skills, experience and diversity of perspectives to enhance the effective operation of the Board and maintain a high level of corporate governance. The Nomination Committee shall review this policy and measurable objectives at least annually when appropriate to ensure the continued and effective operation of the Board.

Currently, two members of the Board are females. The Board will take opportunities to increase the proportion of female members from time to time when selecting and making recommendation on suitable candidates for appointments of directors.

In recommending candidates for appointment to the Board, the Nomination Committee will consider candidates on merit against objective criteria and with due regards to the benefits of diversity on the Board. Since the Listing Date up to the date of the Report, there was no change in the composition of the Board.



企業管治報告

CORPORATE GOVERNANCE REPORT

由於本公司於二零二三年一月十六日上市，故截至二零二二年十二月三十一日止年度並無舉行提名委員會會議。

Due to the fact that the Company was listed on January 16, 2023, no Nomination Committee meeting was held during the year ended December 31, 2022.

自上市日期起至本年報日期，提名委員會已舉行一次會議，以討論及考慮以下事項：

From the Listing Date to the date of the Report, one meeting of the Nomination Committee was held to discuss and consider the following matters:

- | | |
|--------------------------|---|
| (1) 審閱董事會的架構、規模、組成以及多元化； | (1) reviewed the structure, size, composition and diversity of the Board; |
| (2) 評估獨立非執行董事的獨立性； | (2) assessed independence of the independent non-executive Directors; |
| (3) 檢討提名政策； | (3) reviewed the Nomination Policy; |
| (4) 檢討董事會成員多元化政策；及 | (4) reviewed the Board Diversity Policy; and |
| (5) 考慮董事會換屆選舉的董事候選人。 | (5) considered the election of the candidates for Directors. |

下表載列自上市日期起至本年報日期止期間，提名委員會各成員出席提名委員會會議的情況：

The attendance of each Nomination Committee member at the Nomination Committee meeting during the period from the Listing Date to the date of the Report is set out in the table below:

董事姓名	Name of Directors	已出席／應出席 Attended/ Eligible to attend
余惠勇先生	Mr. YU Huiyong	1/1
馬瑞光先生	Mr. MA Ruiguang	1/1
蔣岩波博士	Dr. JIANG Yanbo	1/1

薪酬委員會

薪酬委員會現由三名成員組成，其中包括一名執行董事（即徐艷林女士）以及兩名獨立非執行董事（即馬瑞光先生及蔣岩波博士）。薪酬委員會由馬瑞光先生擔任主席。

REMUNERATION COMMITTEE

The Remuneration Committee currently comprises three members, including one executive Director, namely, Ms. XU Yanlin, and two independent non-executive Directors, namely, Mr. MA Ruiguang and Dr. JIANG Yanbo. The Remuneration Committee is chaired by Mr. MA Ruiguang.



企業管治報告

CORPORATE GOVERNANCE REPORT

薪酬委員會的職權範圍符合上市規則第3.25條以及上市規則附錄十四 – 企業管治守則。薪酬委員會的主要職責為，參考董事會的企業方針及目標，審閱並向董事會建議監管我們向董事及高級管理層支付的薪酬及其他福利的政策、研究制定董事及高級管理人員考核標準並進行考核、研究制定董事及高級管理人員的薪酬方案、定期監察董事及高級管理層薪酬及報酬水平的合理性及適當性、向董事會作出建議及監督薪酬政策的實施以確保該等薪酬政策的正規性、透明度及公平性。薪酬委員會的書面職權範圍可於聯交所及本公司網站查閱。

The terms of reference of the Remuneration Committee are in compliance with Rule 3.25 of the Listing Rules and the CG Code as set out in Appendix 14 to the Listing Rules. The primary duties of the Remuneration Committee are to review and recommend to the Board the policies governing remuneration and other benefits paid by us to our Directors and senior management with reference to the Board's corporate goals and objectives as well as to research and formulate the assessment standards of and evaluate the Directors and senior management, study and formulate the remuneration plan for the Directors and senior management, regularly monitor the reasonableness and appropriateness of levels of the remuneration and compensation of the Directors and senior management, make recommendations to the Board and supervise the implementation of the remuneration policies to ensure the formality, transparency and fairness of such remuneration policies. The written terms of reference of the Remuneration Committee are available on the websites of the Stock Exchange and the Company.


由於本公司於二零二三年一月十六日上市，薪酬委員會於截至二零二二年十二月三十一日止年度概無舉行任何會議。

Due to the fact that the Company was listed on January 16, 2023, no Remuneration Committee meeting was held during the year ended December 31, 2022.

自上市日期起至本年報日期，薪酬委員會舉行了一次會議，以討論並考慮以下事項：

From the Listing Date to the date of the Report, one meeting of the Remuneration Committee was held to discuss and consider the following matters:

- | | |
|--|--|
| (1) 檢討董事會的薪酬政策及架構； | (1) reviewed the remuneration policy and structure of the Board; |
| (2) 考慮本公司董事會成員及高級管理層成員的二零二三年薪酬待遇並向董事會作出相關建議； | (2) considered the 2023 remuneration packages of the members of the Board and senior management members of the Company and made relevant recommendations to the Board; |
| (3) 評估執行董事的表現並檢討執行董事服務合約條款的遵守情況；及 | (3) assessed the performance of the executive Directors and reviewed the compliance with the terms of the executive Directors' service contracts; and |
| (4) 檢討薪酬政策的實施情況及本公司其他事項。 | (4) reviewed the implementation of remuneration policy and other related matters of the Company. |



企業管治報告

CORPORATE GOVERNANCE REPORT

下表載列自上市日期起至本年報日期止期間，薪酬委員會各成員出席薪酬委員會會議的情況：

The attendance of each Remuneration Committee member at the Remuneration Committee meeting during the period from the Listing Date to the date of the Report is set out in the table below:

董事姓名	Name of Directors	已出席／應出席 Attended/ Eligible to attend
徐艷林女士	Ms. XU Yanlin	1/1
馬瑞光先生	Mr. MA Ruiguang	1/1
蔣岩波博士	Dr. JIANG Yanbo	1/1

董事、監事及高級管理層薪酬

REMUNERATION OF DIRECTORS, SUPERVISORS AND SENIOR MANAGEMENT

截至二零二二年十二月三十一日止年度，應付董事、監事及高級管理層的薪酬總額（包括袍金、薪金、養老金計劃供款、酌情花紅、住房及其他津貼及其他實物福利）約為人民幣12百萬元。

The aggregate remuneration (including fees, salaries, contributions to pension schemes, discretionary bonuses, housing and other allowances and other benefits in kind) payable to the Directors, Supervisors and senior management for the year ended December 31, 2022 was approximately RMB12 million.

董事、監事及高級管理層薪酬根據其各自投入的時間及承擔的職責以及本集團的業績釐定。以下載列截至二零二二年十二月三十一日止年度，本公司董事會成員及高級管理層（彼等的履歷載列於本年報第49至64頁）按等級劃分的薪酬詳情：

The remuneration of the Directors, Supervisors and senior management is determined with reference to their respective time commitment and responsibilities and performance of the Group. Details of the remuneration by band of the members of the Board and senior management of the Company, whose biographies are set out on pages 49 to 64 of the Report, for the year ended December 31, 2022, are set out below:

薪酬區間	Band of remuneration	人數 Number of individuals
人民幣0元至人民幣500,000元	RMB0 to RMB500,000	5
人民幣500,001元至人民幣1,000,000元	RMB500,001 to RMB1,000,000	6
人民幣1,000,001元至人民幣1,500,000元	RMB1,000,001 to RMB1,500,000	6
人民幣1,500,001元至人民幣2,000,000元	RMB1,500,001 to RMB2,000,000	0

附註：非執行董事（即潘攀先生及胡祺旻先生）未曾收取任何薪酬。

Note: Non-executive Directors, namely, Mr. PAN Pan and Mr. HU Qihao, did not receive any compensation.



企業管治報告

CORPORATE GOVERNANCE REPORT

戰略委員會

本公司戰略委員會由三名董事組成，包括一名執行董事，即余惠勇先生、一名非執行董事，即潘攀先生及一名獨立非執行董事，即朱舫女士。余惠勇先生為戰略委員會主席。

戰略委員會的主要職責是審閱本公司的長期發展戰略、重大投資決策以及按章程規定需要董事會批准的重大資本運營及資產管理項目，並提出建議。戰略委員會亦審查影響本公司發展的其他重要事項，以及檢查上述事項的執行情況，並履行董事會賦予的其他職責。

由於本公司於二零二三年一月十六日上市，故截至二零二二年十二月三十一日止年度及自上市日期至本年報日期並無舉行戰略委員會會議。

環境、社會及管治委員會

環境、社會及管治委員會由三名董事組成，包括兩名執行董事，即徐艷林女士及焦岳先生及一名獨立非執行董事，即朱舫女士。徐艷林女士為環境、社會及管治委員會主席。

環境、社會及管治委員會主要負責對本公司環境、社會及管治舉措及政策進行監督及指導，及對公司潛在的環境、社會及管治相關風險進行評估，並就環境、社會及管治問題向董事會匯報並提出建議。環境、社會及管治委員會負責審閱本公司的環境、社會及管治報告，並就任何與環境、社會及管治有關的問題向董事會提出建議，以及監督可能影響本公司擴張戰略的任何其他事項並提出相關建議。

由於本公司於二零二三年一月十六日上市，故截至二零二二年十二月三十一日止年度及自上市日期至本年報日期並無舉行環境、社會及管治委員會會議。

STRATEGIC COMMITTEE

The Strategic Committee of our Company consists of three Directors, including one executive Director, namely, Mr. YU Huiyong, one non-executive Director, namely, Mr. PAN Pan and one independent non-executive Director, namely, Ms. ZHU Fang. Mr. YU Huiyong serves as the chairman of the Strategic Committee.

The primary responsibilities of our Strategic Committee are to review our Company's long-term development strategies, major investment decisions, and substantial capital operations and assets management projects which require the approval of the Board as stated in the Articles of Association and make recommendations. The Strategic Committee also reviews other important matters affecting our Company's development and checks the implementation of the above-mentioned matters and conducts other duties as conferred by the Board.


Due to the fact that the Company was listed on January 16, 2023, no Strategic Committee meeting was held during the year ended December 31, 2022 and from the Listing Date to the date of the Report.

ESG COMMITTEE

The ESG Committee of our Company consists of three Directors, including two executive Directors, namely, Ms. XU Yanlin and Mr. JIAO Yue and one independent non-executive Director, namely, Ms. ZHU Fang. Ms. XU Yanlin serves as the chairperson of the ESG Committee.

The ESG Committee is primarily responsible for overseeing and guiding our Company's environmental, social and governance initiatives and policies, assessing potential environmental, social and governance-related risks of our Group and reporting and making recommendations to the Board in relation to environmental, social and governance issues. The ESG Committee is also responsible for reviewing our Company's environmental, social and governance report and advising the Board on any environmental, social and governance-related issues, as well as overseeing any other matters that may affect our Company's expansion strategy and making relevant proposals.

Due to the fact that the Company was listed on January 16, 2023, no ESG Committee meeting was held during the year ended December 31, 2022 and from the Listing Date to the date of the Report.



企業管治報告

CORPORATE GOVERNANCE REPORT

董事就財務報表的財務申報責任

董事知悉彼等對編製本公司截至二零二二年十二月三十一日止年度真實而中肯地反映本公司及本集團事務以及本集團業績及現金流量的財務報表的責任。

管理層已向董事會提供為使董事會可對呈交予董事會以供批准的本公司財務報表進行知情評估而必要的解釋及資料。自上市日期起，本公司已向董事會全體成員提供有關本公司表現、狀況及前景的每月更新資料。

董事並不知悉任何與可能對本集團持續經營能力構成重大疑惑的事件或情況有關的重大不確定因素。

核數師就其對本公司合併財務報表的申報責任發表的聲明載於本年報第148至159頁的獨立核數師報告。

DIRECTORS' RESPONSIBILITIES FOR FINANCIAL REPORTING IN RESPECT OF FINANCIAL STATEMENTS

The Directors acknowledge their responsibility for preparing the financial statements of the Company for the year ended December 31, 2022 which give a true and fair view of the affairs of the Company and the Group and of the Group's results and cash flows.

The management has provided to the Board such explanation and information as are necessary to enable the Board to carry out an informed assessment of the Company's financial statements, which are put to the Board for approval. Since the Listing Date, the Company has provided all members of the Board with monthly updates on the Company's performance, positions and prospects.

The Directors were not aware of any material uncertainties relating to events or conditions which may cast significant doubt upon the Group's ability to continue as a going concern.

The statement by the auditor regarding its reporting responsibilities on the consolidated financial statements of the Company is set out in the Independent Auditor's Report on pages 148 to 159 of the Report.



企業管治報告

CORPORATE GOVERNANCE REPORT

風險管理及內部控制

董事會及管理層的職責

董事會全權負責維持健全有效的風險管理及內部控制系統，以保障本公司資產及其股東利益。董事會確認本公司的風險管理及內部控制系統在本公司的風險管理及持續遵守法律及法規方面發揮重要作用。本公司知悉董事會及管理層在風險管理及內部控制系統方面的責任：

- (1) **董事會**評估及釐定為達成策略目標而願意承擔的風險性質及程度，並確認設立及維持合適及有效的風險管理及內部控制系統；持續監察本集團的風險管理及內部控制系統，以確保該等系統至少每年檢討一次，以確保其有效性；監督管理層對風險管理及內部控制系統的設計、實施及監察。
- (2) **管理層**向董事會提供有關風險管理及內部控制系統有效性的確認。

有關風險管理及內部控制系統旨在管理而非消除未能達成業務目標的風險，並就重大失實陳述或損失提供合理而非絕對的保證。


RISK MANAGEMENT AND INTERNAL CONTROL

DUTIES OF THE BOARD AND THE MANAGEMENT

The Board is fully responsible for maintaining robust and effective risk management and internal monitoring systems to safeguard the Company's assets and Shareholders' interests. The Board acknowledges the key role that the Company's risk management and internal control systems play in the Company's risk management and ongoing compliance with laws and regulations. The Company is aware of the responsibilities of the Board and the management in risk management and internal control systems:

- (1) **The Board** evaluates and determines the nature and extent of the risks it is willing to undertake in order to achieve its strategic objectives and confirm the establishment and maintenance of appropriate and effective risk management and internal control systems; continuously monitor the Group's risk management and internal control systems to ensure that they are reviewed at least annually for effectiveness; supervise the management's design, implementation and monitoring of risk management and internal control systems.
- (2) **The management** provides validation to the Board regarding the effectiveness of risk management and internal control systems.

Such risk management and internal control systems are designed to manage rather than eliminate the risk of failure to achieve business objectives and provide reasonable instead of absolute assurance against material misstatement or loss.



企業管治報告

CORPORATE GOVERNANCE REPORT

風險管理及內部控制系統

本集團在集團層面建立自上而下、自下而上的風險管理架構，明確風險管理流程，採用積極、結構化的方法，促進內部風險管理文化的完善。截至二零二二年十二月三十一日止年度，本集團通過開展以下工作，建立健全風險管理體系架構，指導全公司開展風險評估及持續風險監控活動：

RISK MANAGEMENT AND INTERNAL CONTROL SYSTEMS

The Group has established top-down and bottom-up risk management structures at the Group level, defined the risk management process, and adopted active and structured methods to promote the improvement of internal risk management culture. For the year ended December 31, 2022, the Group established and improved the risk management system structures as well as guided the development of risk assessment and continuous risk monitoring activities throughout the Company by conducting the following work:

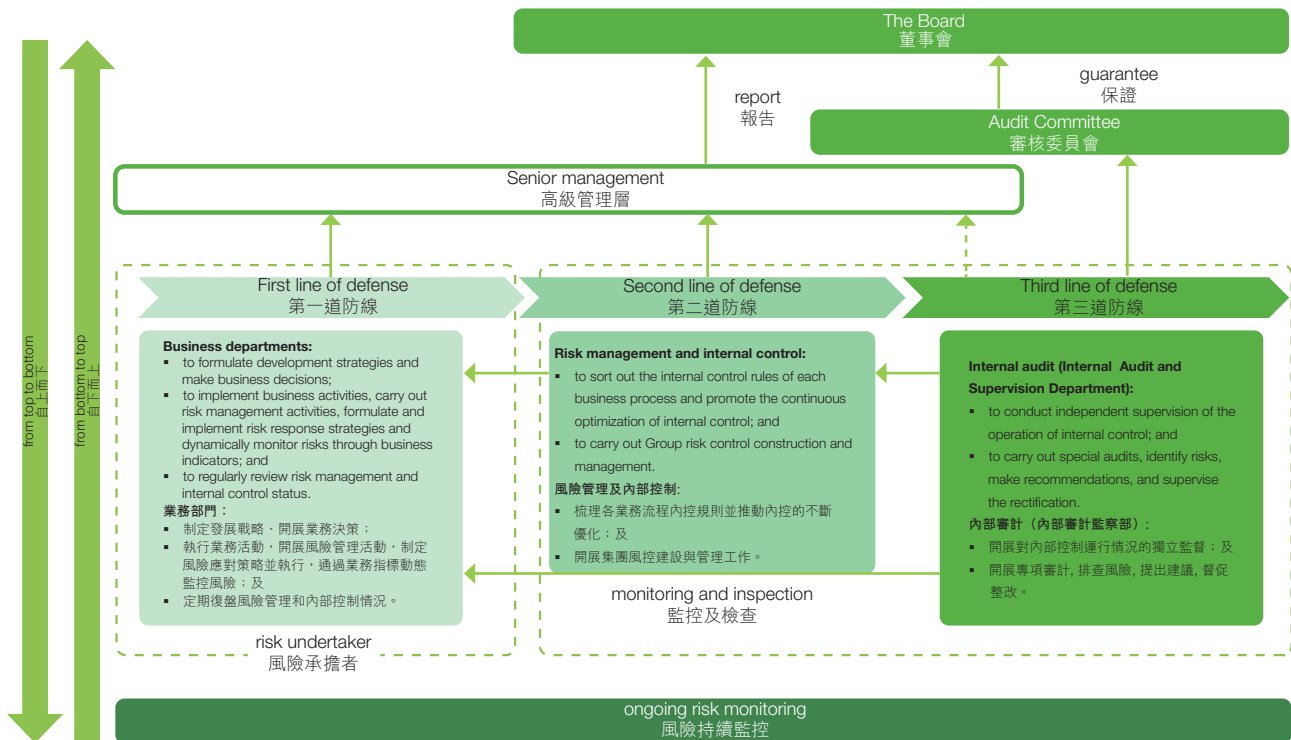


Fig.1: Risk Management Organizational Structure

圖1：風險管理組織架構



企業管治報告 CORPORATE GOVERNANCE REPORT

界定風險管理架構及職責

根據本公司最新的組織架構，我們建立了貫穿決策層面（董事會）、監督層面（內部審計監察部）、執行層面（高級管理層及職能中心管理層）的風險管理組織架構（如圖1：風險管理組織架構所示），明確劃分了風險管理職責，明確了管理層及各職能部門的風險管理職責及風險信息報告路線。董事會從上而下監督、識別及評估企業層面的風險，而集團職能中心從下而上識別、管理及報告運營層面的風險。

風險管理系統的主要角色及職責如下：


角色	主要職責
董事會	<ul style="list-style-type: none"> 制定戰略目標； 監督管理層對風險管理及內部控制系統的設計、實施及監察； 評估本集團主要風險及釐定其性質及程度； 針對風險管理重點領域提供指導，塑造及發展本集團風險文化，設定宏觀基調；及 審閱風險管理及內部控制系統的充分性及有效性。

DEFINING THE RISK MANAGEMENT STRUCTURE AND RESPONSIBILITIES

Based on the latest organizational structure of the Company, we established a risk management organization that spans the decision-making level (the Board of Directors), the oversight level (the Internal Audit and Supervision Department), and the executive level (the senior management and functional center management) (as shown in Fig.1: Risk Management Organizational Structure), clearly divided the responsibilities of risk management and defined the risk management responsibilities and risk information reporting routes of the management and various functional departments. The Board supervises, identifies and evaluates risks at the corporate level from top to down, while the group functional center identifies, manages and reports risks at the operational level from bottom to top.

The principal roles and responsibilities in the risk management system are as follows:

Role(s)	Principal responsibilities
The Board	<ul style="list-style-type: none"> to develop the strategic goals; to oversee the management's design, implementation and supervision of risk management and internal control systems; to assess the Group's main risks and determine their nature and extent; to provide direction on the focus areas of risk management, shape and develop the Group's risk culture, and set the macro tone; and to review the adequacy and effectiveness of risk management and internal control systems.



企業管治報告

CORPORATE GOVERNANCE REPORT

角色	主要職責	Role(s)	Principal responsibilities
審核委員會	<ul style="list-style-type: none"> 代表董事會監督內部審核職能以及風險管理及內部控制系統的充分性及有效性。 	Audit Committee	<ul style="list-style-type: none"> to oversee the adequacy and effectiveness of the internal audit function and risk management and internal control systems on behalf of the Board.
高級管理層	<ul style="list-style-type: none"> 定期開展風險評估，根據本公司戰略制定風險監控措施； 設計、實施及監察風險管理及內部控制系統；及 向董事會提供有關風險管理及內部控制系統有效性的確認。 	Senior Management	<ul style="list-style-type: none"> to carry out risk assessment regularly to develop risk control measures based on the Company strategy; to design, implement and oversee risk management and internal control systems; and to provide validation to the Board regarding the effectiveness of risk management and internal control systems.
第一道防線	<ul style="list-style-type: none"> 根據適用政策及程序管理、監控及報告主要風險；及 對內部控制的充分性及有效性負責。 	First line of defense	<ul style="list-style-type: none"> to manage, monitor and report on key risks in accordance with applicable policies and procedures; and to be responsible for the adequacy and effectiveness of internal monitoring.
第二道防線	<ul style="list-style-type: none"> 為審核委員會履行風險及監控職能提供支持；及 制定、改善及監控本集團主要政策、程序及標準，以加強風險管理及內部控制系統。 	Second line of defense	<ul style="list-style-type: none"> to support the Audit Committee to perform risk and monitoring functions; and to develop, improve and monitor the Group's key policies, procedures and standards to strengthen risk management and internal control systems.
第三道防線	<ul style="list-style-type: none"> 通過內部審計驗證風險監控的有效性。 	Third line of defense	<ul style="list-style-type: none"> to verify the effectiveness of risk monitoring through internal audit.



企業管治報告 CORPORATE GOVERNANCE REPORT

建立風險管理框架

為了系統、規範地執行風險管理程序，我們通過建設及實施風險管理框架，幫助本集團前瞻性地識別、應對及管理所面臨的主要風險，並至少每年開展一次風險評估及報告。

ESTABLISHING RISK MANAGEMENT FRAMEWORK

In order to carry out risk management procedures in a systematic and standardized way, we help identify, cope with and manage major risks facing the Group prospectively through the construction and implementation of risk management framework, and carry out risk assessment and report at least once a year.

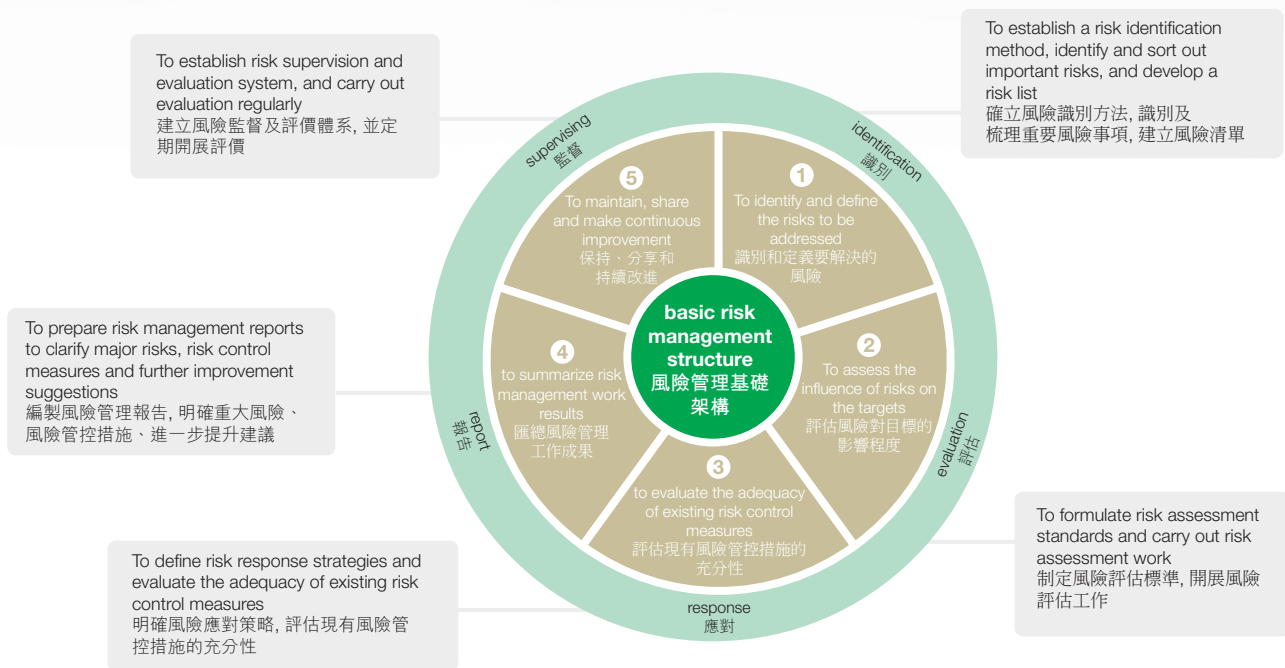



Fig.2: Risk management framework

圖2：風險管理框架



企業管治報告

CORPORATE GOVERNANCE REPORT

實施風險管理及內部控制

截至二零二二年十二月三十一日止年度，管理層根據宏觀環境、本集團所處行業及本集團業務特點，制定了涵蓋策略風險、運營風險、財務風險、環境、社會及管治風險、合規風險五大風險類別的風險清單。我們通過各業務單位的管理實施風險評估流程。通過系統的風險控制流程，確定重點關注和優先控制的主要風險，梳理風險控制現狀，制定應對措施及改進方案，將風險控制在可接受水平。於報告期間，管理層向審核委員會報告十大風險的評估結果。

本集團的內部控制系統乃根據Committee of Sponsoring Organizations of the Treadway Commission (即COSO委員會)頒佈的內部控制框架建立。審核委員會每年檢討該系統的有效性及充分性。內部控制缺陷通過管理層內部溝通和責令整改，對發現的重大監控或程序缺陷直接報告董事會進行溝通和討論。

本集團已設立內部審計監察部履行內部審計職能，負責獨立監督本集團的內部控制措施，以協助董事會推動本集團內部控制系統的持續改進。未來，內部審計職能將繼續採用以風險為導向的內部審計方法，以確保在審計範圍內考慮重大關注事項及重大風險。

IMPLEMENTATION OF RISK MANAGEMENT AND INTERNAL CONTROL

For the year ended December 31, 2022, based on the macro environment, the industry in which the Group operates and the business characteristics of the Group, the management established a risk list covering five risk categories, namely strategic risk, operational risk, financial risk, environmental, social and governance risk, and compliance risk. We implemented the risk assessment process through the management of each business unit. Through the systematic risk management procedure, we determined the major risks of concern and priority control, sorted out the status quo of risk control and developed countermeasures and improvement plans, so as to maintain the risk within an acceptable level. During the Reporting Period, the management reported to the Audit Committee the assessment results of the top 10 risks.

The internal control system of the Group is built based on the internal control framework issued by the Committee of Sponsoring Organizations of the Treadway Commission (namely, the COSO Committee). The Audit Committee reviews the effectiveness and adequacy of the system annually. The defects found in internal control will be handled through the internal communication of the management and order for rectification, while the major control or procedure deficiencies found will be directly reported to the Board for communication and discussion.

The Group has set up the Internal Audit and Supervision Department to perform the function of internal audit, which is responsible for independently supervising the internal control measures of the Group, so as to assist the Board in promoting the continuous improvement of the internal control system of the Group. In the future, the internal audit function will continue to adopt a risk-oriented internal audit approach to ensure that significant concerns and significant risks are taken into account within the scope of the audit.



企業管治報告

CORPORATE GOVERNANCE REPORT

反腐敗制度

本集團已建立並實施一系列反舞弊制度，包括但不限於《廉潔自律及反舞弊管理制度》、《廉潔自律管理規定》、《員工廉潔自律管理規定》、《反舞弊與反腐敗制度》等，以營造廉潔合規文化，不斷強化董事和員工的廉潔自律意識。此外，我們設有多種舉報渠道，包括熱線、電郵及郵箱，以供公眾舉報及監督。審計監察部會及時跟進及調查涉嫌舞弊或貪污的個案，協助本集團宣揚廉潔自律、反舞弊及反貪污文化。

審查風險管理及內部控制系統

於截至二零二二年十二月三十一日止年度，董事會通過審核委員會已審閱本集團風險管理及內部控制系統的有效性，並認為該系統有效且充分。

董事會已檢討會計、內部審核及財務匯報職能方面的資源、員工資歷及經驗、會計人員所接受的培訓課程及有關預算，以及有關財務報告及遵守《上市規則》規定的程序，並滿意其結果。


ANTI-CORRUPTION SYSTEM

The Group has established and implemented a series of anti-fraud systems, including but not limited to the Integrity and Self-discipline and Anti-Fraud Management System, Administrative Regulations on Integrity and Self-Discipline Supervision, Administrative Regulations on Employee Integrity and Self-Discipline, and Anti-Fraud and Anti-Corruption System, in order to create a culture of integrity and compliance, and continuously strengthen the awareness of integrity and self-discipline of Directors and employees. In addition, we have set up a variety of reporting channels, including hotline, email and mailbox for public report and supervision. The Audit and Supervision Department will promptly follow up and investigate the suspected fraud or corruption cases, and assist the Group in promoting integrity, self-discipline, anti-fraud and anti-corruption culture.

REVIEW OF RISK MANAGEMENT AND INTERNAL CONTROL SYSTEMS

During the year ended December 31, 2022, the Board, through the Audit Committee, has conducted a review of the effectiveness of risk management and internal control systems of the Group and is of the view that such systems are effective and adequate.

The Board has reviewed and is satisfied with the results of the resources of accounting, internal audit and financial reporting functions, staff qualifications and experience, training programmes received by the accounting staffs and the relevant budget, together with the procedures in relation to financial reporting and compliance with the Listing Rules.



企業管治報告

CORPORATE GOVERNANCE REPORT

於截至二零二二年十二月三十一日止年度，本公司已採取各種措施確保其風險管理及內部控制系統的有效執行，其中包括(i)建立審核委員會，以審閱及監督我們的財務報告流程和內部控制系統；(ii)採取各種政策以確保遵守上市規則，包括但不限於與風險管理、關連交易及信息披露有關的方面；(iii)就上市規則的相關規定及香港上市公司董事的職責，為我們的董事及高級管理層舉辦培訓課程；(iv)對我們的員工及管理層定期進行適用法律法規方面的內部培訓，以確保了解和遵守日常業務運營中僱員行為的各個方面；(v)任命新百利融資有限公司為我們的合規顧問，以就持續遵守上市規則及香港其他適用的證券法例及規例提供建議；及(vi)委任中國法律顧問，就中國法律法規向我們提供有關本集團營運的意見。

處理內幕信息

本集團知悉其於證券及期貨條例及上市規則項下的責任。於上市日期至本年報日期，本集團已實施處理及發佈內幕信息的程序及內部控制，包括：

- (1) 我們已制定自身程序，以維持有關本公司股價敏感信息及／或內幕信息的機密性；
- (2) 我們將與所有董事、監事、高級管理層及可能接觸價格敏感信息及／或內幕信息的相關僱員溝通，並不時提醒彼等遵守有關程序；及
- (3) 我們的交易將全面考慮上市規則的披露規定及指引。

總而言之，本公司認為其風險管理及內部控制系統屬充分及有效。

During the year ended December 31, 2022, the Company has adopted various measures to ensure the effective implementation of its risk management and internal control systems, including (i) establishing the Audit Committee to review and supervise our financial reporting process and internal control system; (ii) adopting various policies to ensure compliance with the Listing Rules, including but not limited to aspects related to risk management, connected transactions and information disclosure; (iii) organizing training sessions for our Directors and senior management in respect of the relevant requirements of the Listing Rules and duties of directors of companies listed in Hong Kong; (iv) conducting regular internal training for our employees and management on applicable laws and regulations to ensure awareness and compliance which cover various aspects of employee behavior during the ordinary business operations; (v) appointing Somerley Capital Limited as our compliance adviser to advise on ongoing compliance with the Listing Rules and other applicable securities laws and regulations in Hong Kong; and (vi) appointing a PRC legal adviser to advise us on PRC laws and regulations related to the Group's operations.

HANDLING OF INSIDE INFORMATION

The Group is aware of its obligations under the SFO and the Listing Rules. From the Listing Date to the date of the Report, the Group has implemented procedures and internal controls to address and release inside information, including:

- (1) we have our own procedures in place to maintain the confidentiality of price-sensitive information and/or inside information about the Company;
- (2) we will communicate with and from time to time remind all Directors, Supervisors, senior management and relevant employees who may have access to price-sensitive information and/or inside information to comply with such procedures; and
- (3) the disclosure requirements and guidelines under the Listing Rules will be taken fully into account in our dealings.

In conclusion, the Company believes that its risk management and internal control systems are sufficient and effective.



企業管治報告

CORPORATE GOVERNANCE REPORT

披露政策

本公司已於二零二二年十二月二十日採用其他內部規則及政策，包括披露政策程序及為本公司董事、高級職員、高級管理層及相關僱員處理機密資料、監督資料披露及回應查詢提供全面指引。本公司已實施監控程序，以確保嚴格禁止未經授權的內幕信息獲取及使用。

股息政策

我們可根據經營業績、現金流量、財務狀況、對我們支付股息的法定及監管限制、我們的資本要求、未來業務計劃及前景以及我們可能認為相關的其他因素等各種因素，以現金或我們認為合適的其他方式分派股息。宣派及支付任何股息的決定須經董事會批准，並由其酌情決定。此外，任何財政年度的末期股息均須經股東批准。我們於報告期間並無宣派任何股息。

我們擬採用一般年度股息政策，每年宣派及支付不少於任何特定年度可供分派淨利潤的20%的股息。宣派及派付股息須視乎（其中包括）我們的經營需要、盈利、財務狀況、營運資金需求及我們董事會於該期間可能認為相關的未來業務計劃而定。我們無法保證能按董事會任何計劃中規定的數額宣派或分派任何股息，或根本不宣派或分派任何股息。


DISCLOSURE POLICY

The Company has adopted other internal rules and policies on December 20, 2022, which includes procedures for disclosure policy and provides a general guide to the Company's Directors, officers, senior management and relevant employees in handling confidential information, monitoring information disclosure and responding to enquiries. Control procedures have been implemented to ensure that unauthorized access and use of inside information are strictly prohibited.

DIVIDEND POLICY

We may distribute dividends by way of cash or by other means that we consider appropriate, based on various factors such as our results of operations, cash flows, financial condition, statutory and regulatory restrictions on the payment of dividends by us, our capital requirements, future business plans and prospects and other factors that we may consider relevant. A decision to declare and pay any dividend would require the approval of the Board and will be at their discretion. In addition, any final dividend for a financial year will be subject to Shareholders' approval. We did not declare any dividends during the Reporting Period.

We intend to adopt a general annual dividend policy of declaring and paying dividends on an annual basis of no less than 20% of our distributable net profit for any particular year. The declaration and payment of dividends is subject to, among other things, our operational needs, earnings, financial condition, working capital requirements and future business plans as our Board may deem relevant at such time. There can be no assurance that we will be able to declare or distribute any dividend in the amount set out in any plan of the Board or at all.



企業管治報告

CORPORATE GOVERNANCE REPORT

核數師酬金

截至二零二二年十二月三十一日止年度，境內及境外核數師向本公司提供的審核及非審核服務的薪酬概約情況如下：

AUDITOR'S REMUNERATION

The remuneration for the audit and non-audit services provided by the domestic auditor and overseas auditor to the Company for the year ended December 31, 2022 was approximately as follows:

服務類別	Type of Services	金額 Amount (人民幣千元) (RMB'000)
境外核數師提供的審核服務	Audit services provided by overseas auditor	2,200
境內核數師提供的審核服務	Audit services provided by domestic auditor	1,280
境外核數師提供的非審核服務	Non-audit services provided by overseas auditor	800
境內核數師提供的非審核服務	Non-audit services provided by domestic auditor	170
總計	Total	4,450

附註： 境外核數師提供的非審核服務主要包括內部監控報告及環境、社會及管治報告的諮詢服務。境內核數師提供的非審核服務為稅務的諮詢服務。

Note: Non-audit services provided by overseas auditor mainly include consultation services for internal control reporting and reporting on environmental, social and governance matters. Non-audit services provided by domestic auditor are tax consultation services.

公司秘書

董事可獲得聯席公司秘書服務，以確保遵循董事會程序。付小艷女士（「付女士」）（聯席公司秘書之一）負責就企業管治事宜向董事會作出建議，並負責確保董事會政策及程序以及適用法律、規則及法規得到遵守。

COMPANY SECRETARIES

Directors have access to the services of the joint company secretaries to ensure that the Board procedures are followed. Ms. FU Xiaoyan (付小艷) ("Ms. Fu"), one of the joint company secretaries, is responsible for advising the Board on corporate governance matters and ensuring that Board policies and procedures and applicable laws, rules and regulations are followed.



企業管治報告

CORPORATE GOVERNANCE REPORT

為維持良好的企業管治及確保遵守上市規則，本公司亦聘請譚栢如女士（「譚女士」）（彼為方圓企業服務集團（香港）有限公司（一家專注於企業服務的專業服務供應商）經理）為另一名聯席公司秘書，以協助付女士履行其作為本公司的公司秘書職責。譚女士於本公司的主要企業聯繫人為付女士。

截至二零二二年十二月三十一日止年度，譚女士已根據上市規則第3.29條接受不少於15個小時的相關專業培訓。由於本公司於二零二三年一月十六日在聯交所上市，付女士於二零二三年內將須遵守上市規則第3.29條。

有關股東的政策

本公司透過多種通訊渠道與股東溝通。本公司已制定股東通訊政策，確保股東的意見及關切得到適當處理。該政策會定期檢討，以確保其有效性。有關本公司的股息政策，請參閱本年報「董事會報告－股息政策」一節。

與股東的溝通及投資者關係

本公司認為與股東的有效溝通對加強投資者關係及增進投資者對本公司業務、表現及策略的了解至關重要。本公司亦認識到及時和非選擇性披露信息的重要性，其將使股東及投資者得以作出知情的投資決策。

In order to uphold good corporate governance and ensure compliance with the Listing Rules, the Company also engaged Ms. TAM Pak Yu, Vivien (譚栢如) (“Ms. Tam”), a manager of SWCS Corporate Services Group (Hong Kong) Limited (a professional services provider specializing in corporate services), as another joint company secretary to assist Ms. Fu in discharging her duties as company secretary of the Company. Ms. Tam’s primary corporate contact person at the Company is Ms. Fu.


For the year ended December 31, 2022, Ms. Tam has undertaken not less than 15 hours of relevant professional training respectively in compliance with Rule 3.29 of the Listing Rules. As the Company was listed on the Stock Exchange on January 16, 2023, Ms. Fu will be obliged to comply with Rule 3.29 of the Listing Rules in 2023.

POLICIES RELATING TO SHAREHOLDERS

The Company engages with Shareholders through various communication channels. The Company has established a shareholder communication policy to ensure that Shareholders’ comments and concerns are properly addressed. The policy is regularly reviewed to ensure its effectiveness. For the Company’s dividend policy, please refer to the section headed “Report of the Board of Directors – Dividend Policy” in the Report.

COMMUNICATION WITH SHAREHOLDERS AND INVESTOR RELATIONS

The Company considers that effective communication with the Shareholders is essential for enhancing investor relations and understanding of the Company’s business, performance and strategies. The Company also recognizes the importance of timely and non-selective disclosure of information, which will enable Shareholders and investors to make the informed investment decisions.



企業管治報告

CORPORATE GOVERNANCE REPORT

根據本公司的股東溝通政策，本公司主要透過年報、中報、年度股東大會及可能召開的其他股東大會，以及本公司網站及聯交所網站上的其他刊物及公司通訊向其股東提供本公司信息。股東可根據下文「向董事會作出查詢」一段所載步驟，就本公司作出任何查詢。

於年度股東大會上，董事（包括非執行董事，尤其是董事委員會主席或彼等的代表）、適當的高級行政人員及外聘核數師會與股東會面，了解彼等的意見並回答彼等的查詢。

股東溝通政策的實施及成效會每年進行審查。股東就影響本公司的各項事宜交流意見的渠道，以及徵求及了解彼等意見的步驟被視為充分及有效。

股東權利

為保障股東的權益及權利，本公司應就各重大獨立事項（包括選舉個別董事）於股東大會上提呈獨立決議案。根據上市規則，股東大會上，所有決議案的表決必須以投票方式進行，而投票結果將於各股東大會結束後在本公司網站及聯交所網站登載。

根據章程，股東召開臨時股東大會、於股東大會上提出決議案及向董事會提出查詢的程序如下：

According to the Company's shareholders' communication policy, information of the Company is communicated to the Shareholders mainly through annual reports, interim reports, annual general meetings and other general meetings that may be convened, as well as other publications and corporate communications on the website of the Company and the website of the Stock Exchange. Shareholders may make any enquiries with respect to the Company by following the steps set out in the paragraph headed "Putting Forward Enquiries to the Board" below.

At the annual general meeting, Directors (including non-executive Directors), in particular, the chairman or chairperson of the Board Committees or their delegates, appropriate senior executives and external auditor are available to meet Shareholders, understand their views and answer their enquiries.

The implementation and effectiveness of the shareholders' communication policy are reviewed on an annual basis. Channels for Shareholders to communicate their views on various matters affecting the Company and steps to solicit and understand their views are considered to be sufficient and effective.

SHAREHOLDERS' RIGHTS

To safeguard Shareholders' interests and rights, separate resolution should be proposed for each substantially separate issue at general meetings, including the election of individual Director. All resolutions put forward at general meetings will be voted on by poll pursuant to the Listing Rules and poll results will be posted on the websites of the Company and the Stock Exchange after each general meeting.

According to the Articles of Association, the procedures for Shareholders to convene an extraordinary general meeting and put forward proposals at general meetings, and to put forward enquiries to the Board are as follows:



企業管治報告

CORPORATE GOVERNANCE REPORT

召開臨時股東大會及於股東大會上提出建議


根據章程第六十四條，在擬舉行的會議上單獨或合計持有10%或以上附有表決權股份的股東，可簽署一份或者多份同樣格式內容的書面要求，提請董事會召集臨時股東大會或者類別股東大會，並闡明會議的議題。董事會在收到前述書面要求後應當盡快召集臨時股東大會或者類別股東會議。前述持股數按股東提出書面要求日計算。如果董事會在收到前述書面要求後三十日內沒有發出召集會議的通告，提出該要求的股東可以提請監事會召集臨時股東大會或類別股東會議。如果監事會在收到前述書面要求後三十日內沒有發出召集會議的通告，連續九十日以上單獨或合計持有在該擬舉行的會議上有表決權的股份百分之十以上的股東可以在董事會收到該要求後四個月內自行召集會議，召集的程序應當盡可能與董事會召集股東大會的程序相同。股東因董事會、監事會未應前述要求舉行會議而自行召集的股東大會，會議所必需的費用由公司承擔。

根據章程第六十五條，單獨或合計持有公司有表決權的股份總數百分之三以上的股東，有權在股東大會召開10日以前以書面形式向公司提出臨時提案並提交召集人，股東大會召集人應在收到提案後2日內發出股東大會補充通知，通知其他股東，並將提案中屬於股東大會職責範圍內的事項，列入該次會議的議程提交股東大會審議。

CONVENING AN EXTRAORDINARY GENERAL MEETING AND PUTTING FORWARD PROPOSALS AT GENERAL MEETINGS

Pursuant to Article 64 of the Articles of Association, Shareholders individually or collectively holding 10% or more of the voting shares at the proposed meeting may, by signing one or more counterpart written requisition(s) stating the object of the meeting, require the Board of Directors to convene an extraordinary general meeting or class meeting. The Board shall convene such meeting as soon as possible upon receipt of the aforesaid written request. The aforesaid number of shares held shall be calculated as of the date when the written request was put forward by the Shareholders. If the Board fails to issue a notice of meeting within 30 days after receipt of the aforesaid written request, the Shareholders tendering the said request may request the board of Supervisors to convene an extraordinary general meeting or class meeting. If the board of Supervisors fails to issue a notice of meeting within 30 days after receipt of the aforesaid written request, the Shareholders individually or jointly holding more than 10% of shares with voting rights at the meeting to be convened for more than 90 consecutive days may by themselves convene a meeting within 4 months after the Board receives the said request, and the convening procedure shall to the extent possible be the same as the procedure by which the Board convenes the general meeting. All expenses necessary for holding the shareholders' general meeting convened by the Shareholders as a result of the failure of the Board or board of Supervisors to convene a meeting as required by the above requests shall be borne by the Company.

Pursuant to Article 65 of the Articles of Association, Shareholders individually or jointly holding more than 3% of the shares of the Company may propose and submit new provisional resolutions in writing to the convener 10 days prior to the general meeting. The convener of the general meeting shall issue a supplemental notice of general meeting to other Shareholders within 2 days after the receipt of such resolutions and incorporate the matters falling within the scope of duties of the general meeting into the agenda of such meeting for the consideration.



企業管治報告

CORPORATE GOVERNANCE REPORT

向董事會查詢

關於向董事會作出任何查詢，股東可將書面查詢發送至本公司。本公司通常不會處理口頭或匿名的查詢。

股東亦可於本公司股東大會上向董事會提出查詢。此外，股東如有任何有關其股權及股息獲取資格的查詢，可聯絡本公司H股股份過戶登記處香港中央證券登記有限公司。

聯絡資料

股東可將上述查詢或請求發送至以下地址：

地址：中國廣東省深圳市龍崗區南灣街道下李朗社區平吉大道1號建昇大廈B座11層

電話：0755-84656341

電郵：pagodazq@pagoda.com.cn

為免生疑，股東須將書面要求、通知或聲明的經簽署正本或查詢（視乎情況而定）送交至上述地址，並提供彼等的全名、聯絡資料及身份，方為有效。股東資料可能根據法例規定而予以披露。

PUTTING FORWARD ENQUIRIES TO THE BOARD

For putting forward any enquiries to the Board, Shareholders may send written enquiries to the Company. The Company will not normally deal with verbal or anonymous enquiries.

Shareholders may also make enquiries to the Board at the general meeting of the Company. In addition, Shareholders can contact Computershare Hong Kong Investor Services Limited, the Company's H Share registrar in Hong Kong, if they have any enquiries about their shareholdings and entitlements to dividend.

CONTACT DETAILS

Shareholders may send their enquiries or requests as mentioned above to the following:

Address: 11/F, Tower B, Jiansheng Building, No. 1 Pingji Road, Xialilang Community, Nanwan Street, Longgang District, Shenzhen, Guangdong Province, China

Tel: 0755-84656341

Email: pagodazq@pagoda.com.cn

For the avoidance of doubt, Shareholders must deposit and send the original duly signed written requisition, notice or statement, or enquiry (as the case may be) to the above address and provide their full name, contact details and identification in order to give effect thereto. Shareholders' information may be disclosed as required by law.



企業管治報告

CORPORATE GOVERNANCE REPORT

組織章程文件變動

本公司於二零二二年二月八日採納於上市日期生效的章程。上市日期後章程並無重大修改。章程已刊載於香港聯交所網站(www.hkexnews.hk)及本公司網站(www.pagoda.com.cn)。

茲提述本公司日期為2023年3月28日的公告。為進一步提升本公司的企業管治水平，明確需要股東於股東大會上批准的事項及有關董事會權力的條文，並考慮本公司的實際情況，董事會建議對章程作出修訂。建議修訂章程須待股東於應屆年度股東大會上以特別決議案方式批准後，方可作實。有關建議修訂的詳情，請參閱日期為二零二三年四月二十八日的通函。


經修訂章程可於本公司網站(www.pagoda.com.cn)及聯交所網站(www.hkexnews.hk)查閱。

CHANGE IN CONSTITUTIONAL DOCUMENTS

On February 8, 2022, the Company adopted the Articles of Association which become effective on the Listing Date. There had been no significant changes in the Articles of Association since the Listing Date. The Articles of Association has been published on the website of the Stock Exchange (www.hkexnews.hk) and the website of the Company (www.pagoda.com.cn).

Reference is made to the announcement of the Company dated March 28, 2023. To further enhance the corporate governance of the Company, clarify matters that require the approval of the Shareholders at the general meetings and provisions relating to the power of the Board, and taking into consideration the actual circumstances of the Company, the Board proposes to make amendments to the Articles of Association. The proposed amendments to the Articles of Association are subject to the approval of the Shareholders by way of a special resolution at the forthcoming AGM. Please refer to the circular dated April 28, 2023 for details of the proposed amendments.

The revised Articles of Association will be available on the website of the Company (www.pagoda.com.cn) and the website of the Stock Exchange (www.hkexnews.hk).



獨立核數師報告

INDEPENDENT AUDITOR'S REPORT

致深圳百果園實業(集團)股份有限公司股東

(於中華人民共和國註冊成立的有限公司)

意見

我們已審計的內容

深圳百果園實業(集團)股份有限公司(以下簡稱「貴公司」)及其附屬公司(以下統稱「貴集團」)列載於第160至359頁的合併財務報表,包括:

- 於二零二二年十二月三十一日的合併財務狀況表;
- 截至該日止年度的合併損益表;
- 截至該日止年度的合併綜合收益表;
- 截至該日止年度的合併權益變動表;
- 截至該日止年度的合併現金流量表;及
- 合併財務報表附註,包括主要會計政策及其他解釋信息。

我們的意見

我們認為,該等合併財務報表已根據香港會計師公會頒布的《香港財務報告準則》真實而中肯地反映了貴集團於二零二二年十二月三十一日的合併財務狀況及其截至該日止年度的合併財務表現及合併現金流量,並已遵照香港《公司條例》的披露規定妥為擬備。

To the Shareholders of Shenzhen Pagoda Industrial (Group) Corporation Limited

(incorporated in the People's Republic of China with limited liability)

OPINION

WHAT WE HAVE AUDITED

The consolidated financial statements of Shenzhen Pagoda Industrial (Group) Corporation Limited (the "Company") and its subsidiaries (the "Group"), which are set out on pages 160 to 359, comprise:

- the consolidated statement of financial position as at 31 December 2022;
- the consolidated statement of profit or loss for the year then ended;
- the consolidated statement of comprehensive income for the year then ended;
- the consolidated statement of changes in equity for the year then ended;
- the consolidated statement of cash flows for the year then ended; and
- the notes to the consolidated financial statements, which include significant accounting policies and other explanatory information.

OUR OPINION

In our opinion, the consolidated financial statements give a true and fair view of the consolidated financial position of the Group as at 31 December 2022, and of its consolidated financial performance and its consolidated cash flows for the year then ended in accordance with Hong Kong Financial Reporting Standards ("HKFRSs") issued by the Hong Kong Institute of Certified Public Accountants ("HKICPA") and have been properly prepared in compliance with the disclosure requirements of the Hong Kong Companies Ordinance.

獨立核數師報告

INDEPENDENT AUDITOR'S REPORT

意見的基礎

我們已根據香港會計師公會頒布的《香港審計準則》進行審計。我們在該等準則下承擔的責任已在本報告「核數師就審計合併財務報表承擔的責任」部分中作進一步闡述。

我們相信，我們所獲得的審計憑證能充足及適當地為我們的審計意見提供基礎。

獨立性

根據香港會計師公會頒布的《專業會計師道德守則》（以下簡稱「守則」），我們獨立於 貴集團，並已履行守則中的其他專業道德責任。

關鍵審計事項

關鍵審計事項是根據我們的專業判斷，認為對本期合併財務報表的審計最為重要的事項。這些事項是在我們審計整體合併財務報表及出具意見時進行處理的。我們不會對這些事項提供單獨的意見。

我們在審計中識別的關鍵審計事項概述如下：

- 貿易應收款項及其他應收款項的減值評估
- 以公允價值計量且其變動計入當期損益的非流動金融資產的公允價值計量
- 商譽減值評估

BASIS FOR OPINION

We conducted our audit in accordance with Hong Kong Standards on Auditing (“HKSAAs”) issued by the HKICPA. Our responsibilities under those standards are further described in the Auditor’s Responsibilities for the Audit of the Consolidated Financial Statements section of our report.

We believe that the audit evidence we have obtained is sufficient and appropriate to provide a basis for our opinion.

INDEPENDENCE

We are independent of the Group in accordance with the HKICPA’s Code of Ethics for Professional Accountants (“the Code”), and we have fulfilled our other ethical responsibilities in accordance with the Code.

KEY AUDIT MATTERS

Key audit matters are those matters that, in our professional judgement, were of most significance in our audit of the consolidated financial statements of the current period. These matters were addressed in the context of our audit of the consolidated financial statements as a whole, and in forming our opinion thereon, and we do not provide a separate opinion on these matters.

Key audit matters identified in our audit are summarised as follows:

- Impairment assessment of trade receivables and other receivables
- Fair value measurement of non-current financial assets measured at fair value through profit or loss
- Impairment assessments of goodwill

獨立核數師報告

INDEPENDENT AUDITOR'S REPORT

Key Audit Matters 關鍵審計事項

How our audit addressed the Key Audit Matters 我們的審計如何處理關鍵審計事項

Impairment assessment of trade receivables and other receivables

貿易應收款項及其他應收款項的減值評估

Refer to Notes 2.15, 2.24, 3.1(b), 4, 23 and 24 to the consolidated financial statements.

請參閱合併財務報表附註2.15、2.24、3.1(b)、4、23及24。

As at 31 December 2022, the net carrying amount of trade receivables and other receivables of the Group are RMB1,118.4 million and RMB484.0 million, respectively, after loss allowances of RMB37.9 million and RMB7.2 million were made respectively.

於二零二二年十二月三十一日，經分別計提虧損撥備人民幣37.9百萬元及人民幣7.2百萬元後，貴集團貿易應收款項及其他應收款項的賬面淨值分別為人民幣1,118.4百萬元及人民幣484.0百萬元。

Trade receivables mainly represent sales proceeds receivable from the Group's customers. The Group applies the simplified approach to measure expected credit loss ("ECL") for its trade receivables, which requires expected lifetime losses to be recognised at the reporting date.

貿易應收款項主要指應收貴集團客戶的銷售款項。貴集團應用簡化方法計量其貿易應收款項的預期信貸虧損（「預期信貸虧損」），其規定於報告日期確認預期全期虧損。

Our procedures in relation to management's impairment assessment of trade receivables and other receivables included: 我們有關管理層貿易應收款項及其他應收款項的減值評估的程序包括：

- Understood, evaluated and tested key controls over impairment assessment of trade receivables and other receivables, and assessed the inherent risk of material misstatement by considering the degree of estimation uncertainty and level of other inherent risk factors;
- 了解、評估及測試貿易應收款項及其他應收款項減值評估的關鍵控制，並通過考慮估計不確定性的程度及其他固有風險因素的水平，評估重大錯誤陳述的固有風險；
- Assessed the appropriateness of the impairment assessment approaches adopted by the Group, including the grouping of customers and staging of counterparties, based on our understanding of the Group's business and operations and the credit risk characteristics of the relevant customers and counterparties;
- 根據我們對貴集團業務及營運以及相關客戶及交易對手的信貸風險特徵的了解，評估貴集團採用的減值評估方法的適當性，包括客戶分組及交易對手階段；
- Tested, on a sample basis, the accuracy of the ageing analysis of trade receivables and other receivables prepared by management to supporting documents;
- 抽樣測試管理層根據支持文件編製的貿易應收款項及其他應收款項賬齡分析的準確性；
- Tested, on a sample basis, the staging categorisation of other receivables by matching against the overdue ageing analysis and other credit rating analysis of other receivables;
- 通過與其他應收款項的逾期賬齡分析及其他信貸評級分析進行匹配，抽樣測試其他應收款項的階段分類；

獨立核數師報告

INDEPENDENT AUDITOR'S REPORT

Key Audit Matters

關鍵審計事項

Management assessed the ECL of trade receivables based on estimation about risk of default and expected credit loss rates. Management calculated the historical default rates based on the past payment profile of customers, including historical settlement pattern in the most recent year. The expected lifetime loss is estimated based on historical default rate with adjustment to reflect current conditions and forward-looking factors on macroeconomic factors affecting the ability of the customers to settle the receivables.

管理層根據對違約風險及預期信貸虧損率的估計評估貿易應收款項的預期信貸虧損。管理層根據客戶的歷史付款情況（包括最近一年的歷史結算模式）計算歷史違約率。預期全期虧損乃根據歷史違約率估計，並作出調整以反映影響客戶結算應收款項能力的宏觀經濟因素的當前狀況及前瞻性因素。

On the other hand, the Group applies the general approach to measure ECL for its other receivables, mainly comprising of interest-bearing loans to franchisees and factoring amounts to regional dealers (franchisees and regional dealers are collectively referred to as "counterparties"), which requires the Group to consider the probability of default upon initial recognition and whether there has been a significant increase in credit risk on an ongoing basis.

另一方面，貴集團應用一般方法計量其他應收款項的預期信貸虧損，主要包括向加盟商提供的有息貸款及向區域代理（加盟商及區域代理統稱為「交易對手」）提供的保理金額，其要求貴集團於初步確認時考慮違約的可能性及持續考慮信貸風險是否大幅增加。

How our audit addressed the Key Audit Matters

我們的審計如何處理關鍵審計事項

- Assessed the historical default rate by considering the payment profile of customers and tested the historical data used in the calculation of the historical default rate, including settlement records, on a sample basis, to supporting documents;
- 通過考慮客戶的付款情況，並抽樣測試用於計算歷史違約率的歷史數據（包括結算記錄）與支持文件，評估歷史違約率；
- Involved our internal valuation expert in assessing and challenging, on a sample basis, the reasonableness of management's assessment of forward-looking factors and credit rating of the counterparties with reference to external data source and macroeconomic data; and
- 讓我們的內部估值專家參考外部數據來源及宏觀經濟數據，抽樣評估及質疑管理層對前瞻性因素及交易對手信貸評級的評估是否合理；及
- Tested the mathematical accuracy of the calculation of the expected credit loss.
- 測試預期信貸虧損計算的數學準確性。

Based on the procedures performed, we considered management's judgements and estimates applied in determining the expected credit loss allowance of trade receivables and other receivables were supported by available evidence.

根據所執行的程序，我們認為管理層於釐定貿易應收款項及其他應收款項的預期信貸虧損撥備時所應用的判斷及估計有可得證據支持。

獨立核數師報告

INDEPENDENT AUDITOR'S REPORT

Key Audit Matters

關鍵審計事項

Management assessed the ECL of other receivables based on the credit rating of the counterparties or with reference to the industry which the counterparties operate adjusting for forward-looking macroeconomic factors. Depending on the staging of the other receivables, a 12-month or lifetime expected loss is estimated.

管理層根據交易對手的信貸評級或參考交易對手經營所在行業評估其他應收款項的預期信貸虧損，並就前瞻性宏觀經濟因素作出調整。視乎其他應收款項的階段，估計12個月或全期預期虧損。

We focused on this area as the impairment assessment of trade receivables and other receivables is inherently subjective and involved the exercise of significant management's judgements and estimates.

由於貿易應收款項及其他應收款項的減值評估本身具有主觀性，並涉及管理層行使重大判斷及估計，故我們專注於此範疇。

How our audit addressed the Key Audit Matters

我們的審計如何處理關鍵審計事項

獨立核數師報告

INDEPENDENT AUDITOR'S REPORT

Key Audit Matters 關鍵審計事項

How our audit addressed the Key Audit Matters 我們的審計如何處理關鍵審計事項

Fair value measurement of non-current financial assets measured at fair value through profit or loss

以公允價值計量且其變動計入當期損益的非流動金融資產的公允價值計量

Refer to Notes 2.11, 3.3, 4 and 25 to the consolidated financial statements.

請參閱1合併財務報表附註2.11、3.3、4及25。

The Group invested in certain convertible bonds and redeemable shares and recognised such assets as non-current financial assets at fair value through profit or loss ("FVTPL"). As at 31 December 2022, the fair value of these financial assets at FVTPL amounted to RMB86.6 million and a fair value gain amounted to RMB4.3 million was recognised in the consolidated statement of profit or loss for the year ended 31 December 2022.

貴集團投資若干可轉換債券及可贖回股份，並將該等資產確認為以公允價值計量且其變動計入損益（「以公允價值計量且其變動計入損益」）的非流動金融資產。於二零二二年十二月三十一日，該等按公允價值計入損益的金融資產的公允價值為人民幣86.6百萬元，而公允價值收益人民幣4.3百萬元已於截至二零二二年十二月三十一日止年度的合併損益表內確認。

These financial assets at FVTPL are categorised as level 3 in the fair value hierarchy and do not have a quoted price in an active market. Therefore, depending on the nature of the financial asset, management determined the fair value by using different valuation methodology, namely equity allocation model with market approach, and discounted cash flow model. The valuation is performed with the assistance of an independent external valuer.

該等以公允價值計量且其變動計入損益的金融資產於公允價值層級中分類為第三級，且於活躍市場並無報價。因此，根據金融資產的性質，管理層使用不同的估值方法釐定公允價值，即使用市場法的權益分配模型及貼現現金流量模型。估值在獨立外部估值師協助下進行。

Our procedures in relation to fair value measurement of non-current financial assets measured at fair value through profit or loss included:

我們就以公允價值計量且其變動計入當期損益的非流動金融資產的公允價值計量執行的程序包括：

- Understood management's internal control and assessment process for valuation of the non-current financial assets at FVTPL and assessed the inherent risk of material misstatement by considering the degree of estimation uncertainty and level of other inherent risk factors;
- 了解管理層對以公允價值計量且其變動計入當期損益的非流動金融資產估值的內部控制及評估程序，並通過考慮估計不確定性的程度及其他固有風險因素的水平，評估重大錯誤陳述的固有風險；
- Assessed the competence, capability and independence of the independent external valuer engaged by management;
- 評估管理層委聘的獨立外部估值師的資格、能力及獨立性；
- Assessed and challenged the reasonableness of the valuation methodology and the significant unobservable inputs (including discount rate, market multiples and discount for lack of marketability) used in the valuation by comparing the significant unobservable inputs to available market information with the involvement of our internal valuation expert; and
- 透過將重大不可觀察輸入數據與可得市場資料進行比較，在我們的內部估值專家的參與下，評估及質疑估值方法及估值所用重大不可觀察輸入數據（包括貼現率、市場倍數及缺乏市場流通性折讓）的合理性；及

獨立核數師報告

INDEPENDENT AUDITOR'S REPORT

Key Audit Matters

關鍵審計事項

We focused on this area because the determination of fair value is subject to high degree of estimation uncertainty. Such inherent risk is considered significant as the valuation involved management's judgements and estimations of significant unobservable inputs, including market multiples, discount for lack of marketability and discount rate.

我們專注於此範疇乃由於釐定公允價值涉及高度估計不確定性。由於估值涉及管理層對重大不可觀察輸入數據(包括市場倍數、缺乏市場流通性折讓及貼現率)的判斷及估計，故該等固有風險被視為重大。

How our audit addressed the Key Audit Matters

我們的審計如何處理關鍵審計事項

- Tested, on a sample basis, the accuracy of mathematical calculation applied in the valuation model.
- 抽樣測試估值模型中應用的數學計算的準確性。

Based on the procedures performed, we considered the management's judgements and estimates used in relation to the fair value measurement of the non-current financial assets at FVTPL were supported by available evidence.

根據所執行的程序，我們認為管理層就以公允價值計量且其變動計入當期損益的非流動金融資產的公允價值計量所用的判斷及估計有可得證據支持。

獨立核數師報告

INDEPENDENT AUDITOR'S REPORT

Key Audit Matters 關鍵審計事項

How our audit addressed the Key Audit Matters 我們的審計如何處理關鍵審計事項

Impairment assessments of goodwill 商譽減值評估

Refer to Notes 2.9(a), 4 and 17 to the consolidated financial statements.
請參閱合併財務報表附註2.9(a)、4及17。

As at 31 December 2022, the carrying amount of the Group's goodwill amounted to RMB170 million. The Group is required to perform goodwill impairment assessment both annually and whenever there is an indication that a cash-generating unit ("CGU") or a group of CGUs to which goodwill has been allocated may be impaired.

於二零二二年十二月三十一日，貴集團商譽的賬面值為人民幣170百萬元。貴集團須每年及於有跡象顯示獲分配商譽的現金產生單位（「現金產生單位」）或現金產生單位組別可能出現減值時進行商譽減值評估。

The recoverable amounts of CGUs were determined based on the higher of value-in-use and fair value less cost of disposal. Value-in-use was determined by applying discounted cash flow model on pre-tax cash flow projections based on financial budgets approved by management. Key assumptions of the discounted cash flow model include annual revenue growth rate, long term growth rate, profit margin, and pre-tax discount rate. As at 31 December 2022, the value-in-use determined is higher than the carrying value of the respective CGU. Management considered no impairment provision is necessary for the Group's goodwill as at 31 December 2022 based on their impairment assessment of goodwill.

現金產生單位之可收回金額乃根據使用價值與公允價值減去處置成本之較高者釐定。使用價值乃根據管理層批准的財務預算就稅前現金流量預測應用貼現現金流量模型釐定。貼現現金流量模型的主要假設包括年度收益增長率、長期增長率、利潤率及稅前貼現率。於二零二二年十二月三十一日，所釐定的使用價值高於各現金產生單位的賬面值。管理層認為，根據對商譽的減值評估，毋須就貴集團於二零二二年十二月三十一日的商譽作出減值撥備。

Our procedures in relation to the impairment assessments of goodwill included:

我們有關商譽減值評估的程序包括：

- Understood management's internal control and assessment process of impairment of goodwill and assessed the inherent risk of material misstatement by considering the degree of estimation uncertainty and level of other inherent risk factors;
- 了解管理層對商譽減值的內部控制及評估程序，並通過考慮估計不確定性的程度及其他固有風險因素的水平，評估重大錯誤陳述的固有風險；
- Assessed and challenged the appropriateness of the valuation model and pre-tax discount rate by comparing available market information with the involvement of our internal valuation expert;
- 在我們內部估值專家的參與下，透過比較可得市場資料，評估及質疑估值模型及稅前貼現率的適當性；
- Assessed and challenged the reasonableness of the key assumptions adopted, including annual revenue growth rate, long term growth rate and profit margin, by comparing the historical performance, taking into consideration of market trends and our industry knowledge; and
- 透過比較歷史表現，考慮市場趨勢及我們的行業知識，評估及質疑所採納的主要假設的合理性，包括年度收益增長率、長期增長率及利潤率；及

獨立核數師報告

INDEPENDENT AUDITOR'S REPORT

Key Audit Matters

關鍵審計事項

We focused on this area due to the impairment assessment of goodwill is subject to high degree of estimation uncertainty. The inherent risk in relation to the impairment assessment of goodwill is considered significant due to the management's judgements and subjectivity involved in determining the significant assumptions used in the model.

由於商譽減值評估涉及高度估計不確定性，故我們專注於此範疇。由於管理層在釐定模型中使用的重大假設時涉及判斷及主觀性，故與商譽減值評估有關的固有風險被視為重大。

How our audit addressed the Key Audit Matters

我們的審計如何處理關鍵審計事項

- Assessed management's sensitivity analysis around the key assumptions to assess the extent to which adverse changes would result in the goodwill being impaired.
- 評估管理層對主要假設的敏感度分析，以評估不利變動將導致商譽減值的程度。

Based on the procedures performed, we considered that the management's judgements and assumptions applied in the impairment assessments of goodwill were supported by available evidence.

根據所執行的程序，我們認為管理層於商譽減值評估中應用的判斷及假設有可得證據支持。

其他信息

貴公司董事須對其他信息負責。其他信息包括年報內的所有信息，但不包括合併財務報表及我們的核數師報告。

我們對合併財務報表的意見並不涵蓋其他信息，我們亦不對該等其他信息發表任何形式的鑒證結論。

結合我們對合併財務報表的審計，我們的責任是閱讀其他信息，在此過程中，考慮其他信息是否與合併財務報表或我們在審計過程中所了解的情況存在重大抵觸或者似乎存在重大錯誤陳述的情況。

基於我們已執行的工作，如果我們認為其他信息存在重大錯誤陳述，我們需要報告該事實。在這方面，我們沒有任何報告。

OTHER INFORMATION

The directors of the Company are responsible for the other information. The other information comprises all of the information included in the annual report other than the consolidated financial statements and our auditor's report thereon.

Our opinion on the consolidated financial statements does not cover the other information and we do not express any form of assurance conclusion thereon.

In connection with our audit of the consolidated financial statements, our responsibility is to read the other information and, in doing so, consider whether the other information is materially inconsistent with the consolidated financial statements or our knowledge obtained in the audit, or otherwise appears to be materially misstated.

If, based on the work we have performed, we conclude that there is a material misstatement of this other information, we are required to report that fact. We have nothing to report in this regard.

獨立核數師報告

INDEPENDENT AUDITOR'S REPORT

董事及審核委員會就合併財務報表須承擔的責任

貴公司董事須負責根據香港會計師公會頒布的《香港財務報告準則》及香港《公司條例》的披露規定擬備真實而中肯的合併財務報表，並對其認為為使合併財務報表的擬備不存在由於欺詐或錯誤而導致的重大錯誤陳述所需的內部控制負責。

在擬備合併財務報表時，董事負責評估 貴集團持續經營的能力，並在適用情況下披露與持續經營有關的事項，以及使用持續經營為會計基礎，除非董事有意將 貴集團清盤或停止經營，或別無其他實際的替代方案。

審核委員會須負責監督 貴集團財務報告過程。

核數師就審計合併財務報表承擔的責任

我們的目標，是對合併財務報表整體是否不存在由於欺詐或錯誤而導致的重大錯誤陳述取得合理保證，並出具包括我們意見的核數師報告。我們僅向 閣下（作為整體）報告我們的意見，除此之外本報告別無其他目的。我們不會就本報告的內容向任何其他人士負上或承擔任何責任。合理保證是高水平的保證，但不能保證按照《香港審計準則》進行的審計，在某一重大錯誤陳述存在時總能發現。錯誤陳述可以由欺詐或錯誤引起，如果合理預期它們單獨或匯總起來可能影響合併財務報表使用者依賴合併財務報表所作出的經濟決定，則有關的錯誤陳述可被視作重大。

RESPONSIBILITIES OF DIRECTORS AND THE AUDIT COMMITTEE FOR THE CONSOLIDATED FINANCIAL STATEMENTS

The directors of the Company are responsible for the preparation of the consolidated financial statements that give a true and fair view in accordance with HKFRSs issued by the HKICPA and the disclosure requirements of the Hong Kong Companies Ordinance, and for such internal control as the directors determine is necessary to enable the preparation of consolidated financial statements that are free from material misstatement, whether due to fraud or error.

In preparing the consolidated financial statements, the directors are responsible for assessing the Group's ability to continue as a going concern, disclosing, as applicable, matters related to going concern and using the going concern basis of accounting unless the directors either intend to liquidate the Group or to cease operations, or have no realistic alternative but to do so.

The Audit Committee is responsible for overseeing the Group's financial reporting process.

AUDITOR'S RESPONSIBILITIES FOR THE AUDIT OF THE CONSOLIDATED FINANCIAL STATEMENTS

Our objectives are to obtain reasonable assurance about whether the consolidated financial statements as a whole are free from material misstatement, whether due to fraud or error, and to issue an auditor's report that includes our opinion. We report our opinion solely to you, as a body, and for no other purpose. We do not assume responsibility towards or accept liability to any other person for the contents of this report. Reasonable assurance is a high level of assurance, but is not a guarantee that an audit conducted in accordance with HKSAAs will always detect a material misstatement when it exists. Misstatements can arise from fraud or error and are considered material if, individually or in the aggregate, they could reasonably be expected to influence the economic decisions of users taken on the basis of these consolidated financial statements.

獨立核數師報告

INDEPENDENT AUDITOR'S REPORT

在根據《香港審計準則》進行審計的過程中，我們運用了專業判斷，保持了專業懷疑態度。我們亦：

- 識別和評估由於欺詐或錯誤而導致合併財務報表存在重大錯誤陳述的風險，設計及執行審計程序以應對這些風險，以及獲取充足和適當的審計憑證，作為我們意見的基礎。由於欺詐可能涉及串謀、偽造、蓄意遺漏、虛假陳述，或凌駕於內部控制之上，因此未能發現因欺詐而導致的重大錯誤陳述的風險高於未能發現因錯誤而導致的重大錯誤陳述的風險。
- 了解與審計相關的內部控制，以設計適當的審計程序，但目的並非對貴集團內部控制的有效性發表意見。
- 評價董事所採用會計政策的恰當性及作出會計估計和相關披露的合理性。
- 對董事採用持續經營會計基礎的恰當性作出結論。根據所獲取的審計憑證，確定是否存在與事項或情況有關的重大不確定性，從而可能導致對貴集團的持續經營能力產生重大疑慮。如果我們認為存在重大不確定性，則有必要在核數師報告中提請使用者注意合併財務報表中的相關披露。假若有關的披露不足，則我們應當發表非無保留意見。我們的結論是基於核數師報告日止所取得的審計憑證。然而，未來事項或情況可能導致貴集團不能持續經營。
- 評價合併財務報表的整體列報方式、結構和內容，包括披露，以及合併財務報表是否中肯反映交易和事項。

As part of an audit in accordance with HKSAAs, we exercise professional judgement and maintain professional scepticism throughout the audit. We also:

- Identify and assess the risks of material misstatement of the consolidated financial statements, whether due to fraud or error, design and perform audit procedures responsive to those risks, and obtain audit evidence that is sufficient and appropriate to provide a basis for our opinion. The risk of not detecting a material misstatement resulting from fraud is higher than for one resulting from error, as fraud may involve collusion, forgery, intentional omissions, misrepresentations, or the override of internal control.
- Obtain an understanding of internal control relevant to the audit in order to design audit procedures that are appropriate in the circumstances, but not for the purpose of expressing an opinion on the effectiveness of the Group's internal control.
- Evaluate the appropriateness of accounting policies used and the reasonableness of accounting estimates and related disclosures made by the directors.
- Conclude on the appropriateness of the directors' use of the going concern basis of accounting and, based on the audit evidence obtained, whether a material uncertainty exists related to events or conditions that may cast significant doubt on the Group's ability to continue as a going concern. If we conclude that a material uncertainty exists, we are required to draw attention in our auditor's report to the related disclosures in the consolidated financial statements or, if such disclosures are inadequate, to modify our opinion. Our conclusions are based on the audit evidence obtained up to the date of our auditor's report. However, future events or conditions may cause the Group to cease to continue as a going concern.
- Evaluate the overall presentation, structure and content of the consolidated financial statements, including the disclosures, and whether the consolidated financial statements represent the underlying transactions and events in a manner that achieves fair presentation.

獨立核數師報告

INDEPENDENT AUDITOR'S REPORT

- 就 貴集團內實體或業務活動的財務信息獲取充足、適當的審計憑證，以便對合併財務報表發表意見。我們負責 貴集團審計的方向、監督和執行。我們為審計意見承擔全部責任。

除其他事項外，我們與審核委員會溝通了計劃的審計範圍、時間安排、重大審計發現等，包括我們在審計中識別出內部控制的任何重大缺陷。

我們還向審核委員會提交聲明，說明我們已符合有關獨立性的相關專業道德要求，並與他們溝通有可能合理地被認為會影響我們獨立性的所有關係和其他事項，以及在適用的情況下，用以消除對獨立性產生威脅的行動或採取的防範措施。

從與審核委員會溝通的事項中，我們確定哪些事項對本期合併財務報表的審計最為重要，因而構成關鍵審計事項。我們在核數師報告中描述這些事項，除非法律法規不允許公開披露這些事項，或在極端罕見的情況下，如果合理預期在我們報告中溝通某事項造成的負面後果超過產生的公眾利益，我們決定不應在報告中溝通該事項。

出具本獨立核數師報告的審計項目合夥人是林曉音。

羅兵咸永道會計師事務所
執業會計師

香港，二零二三年三月二十八日

- Obtain sufficient appropriate audit evidence regarding the financial information of the entities or business activities within the Group to express an opinion on the consolidated financial statements. We are responsible for the direction, supervision and performance of the group audit. We remain solely responsible for our audit opinion.

We communicate with the Audit Committee regarding, among other matters, the planned scope and timing of the audit and significant audit findings, including any significant deficiencies in internal control that we identify during our audit.

We also provide the Audit Committee with a statement that we have complied with relevant ethical requirements regarding independence, and to communicate with them all relationships and other matters that may reasonably be thought to bear on our independence, and where applicable, actions taken to eliminate threats or safeguards applied.

From the matters communicated with the Audit Committee, we determine those matters that were of most significance in the audit of the consolidated financial statements of the current period and are therefore the key audit matters. We describe these matters in our auditor's report unless law or regulation precludes public disclosure about the matter or when, in extremely rare circumstances, we determine that a matter should not be communicated in our report because the adverse consequences of doing so would reasonably be expected to outweigh the public interest benefits of such communication.

The engagement partner on the audit resulting in this independent auditor's report is Lam Hiu Yam, Winnie.

PricewaterhouseCoopers
Certified Public Accountants

Hong Kong, 28 March 2023

合併損益表

CONSOLIDATED STATEMENT OF PROFIT OR LOSS

		截至十二月三十一日止年度		
		Year ended 31 December		
		二零二二年	二零二一年	
		2022	2021	
		人民幣千元	人民幣千元	
		RMB' 000	RMB' 000	
		附註		
		Notes		
收入	Revenue	5	11,311,995	10,289,375
銷售成本	Cost of sales	8	(9,997,709)	(9,132,939)
毛利	Gross profit		1,314,286	1,156,436
其他收入	Other income	6	40,826	34,559
其他收益·淨額	Other gains, net	7	25,382	8,055
銷售費用	Selling expenses	8	(498,759)	(451,730)
管理費用	Administrative expenses	8	(321,579)	(307,065)
金融資產減值虧損撥備淨額	Net provision of impairment loss on financial assets	23, 24	(2,178)	(5,370)
研發費用	Research and development expenses	8	(172,980)	(139,742)
營業利潤	Operating profit		384,998	295,143
財務收入	Finance income	10	31,771	24,091
財務成本	Finance costs	10	(83,739)	(78,190)
財務成本·淨額	Finance costs, net	10	(51,968)	(54,099)
分佔聯營公司及合營企業利潤·淨額	Share of profit of associates and joint ventures, net	19	13,332	16,483
除所得稅前利潤	Profit before income tax		346,362	257,527
所得稅費用	Income tax expense	11	(40,225)	(36,164)
年內利潤	Profit for the year		306,137	221,363
下列人士應佔利潤：	Profit is attributable to:			
本公司擁有人	Owners of the Company		323,297	230,345
非控股權益	Non-controlling interests		(17,160)	(8,982)
			306,137	221,363
本公司擁有人應佔每股盈利	Earnings per share for profit attributable to the owners of the Company			
基本及攤薄(以每股人民幣分列示)	Basic and diluted (expressed in RMB cents per share)	12	21.55	15.36

第167頁至359頁的附註構成該等合併財務報表的一部分。

The notes on pages 167 to 359 are an integral part of these consolidated financial statements.

合併綜合收益表

CONSOLIDATED STATEMENT OF COMPREHENSIVE INCOME

		截至十二月三十一日止年度 Year ended 31 December	
		二零二二年 2022	二零二一年 2021
		人民幣千元 RMB'000	人民幣千元 RMB'000
	附註 Notes		
年內利潤	Profit for the year	306,137	221,363
其他綜合虧損	Other comprehensive loss		
以公允價值計量且其變動計入其 他綜合收益(「以公允價值計量 且其變動計入其他綜合收益」) 的金融資產公允價值變動	Changes in the fair value of financial assets at fair value through other comprehensive income ("FVOCI")	20 (3,975)	(49,437)
與上列項目有關的所得稅	Income tax relating to these items	30 (496)	5,884
年內其他綜合虧損(扣除 稅項)	Other comprehensive loss for the year, net of tax	(4,471)	(43,553)
年內綜合收益總額	Total comprehensive income for the year	301,666	177,810
下列人士應佔年內綜合收益 總額：	Total comprehensive income for the year is attributable to:		
本公司擁有人	Owners of the Company	318,826	186,792
非控股權益	Non-controlling interests	(17,160)	(8,982)
		301,666	177,810

第167頁至359頁的附註構成該等合併財務報表的一部分。

The notes on pages 167 to 359 are an integral part of these consolidated financial statements.

合併財務狀況表

CONSOLIDATED STATEMENT OF FINANCIAL POSITION

		於十二月三十一日		
		As at 31 December		
		二零二二年	二零二一年	
		2022	2021	
		人民幣千元	人民幣千元	
		RMB' 000	RMB' 000	
資產	ASSETS			
非流動資產	NON-CURRENT ASSETS			
物業、廠房及設備	Property, plant and equipment	14	450,153	308,027
使用權資產	Right-of-use assets	15	547,036	609,620
投資物業	Investment property	16	2,529	2,618
無形資產	Intangible assets	17	241,752	247,729
於聯營公司及合營企業的權益	Interests in associates and joint ventures	19	363,563	324,451
以公允價值計量且其變動計入其他綜合收益的金融資產	Financial assets at FVOCI	20	18,413	10,864
以公允價值計量且其變動計入損益(「以公允價值計量且其變動計入損益」)的金融資產	Financial assets at fair value through profit or loss ("FVTPL")	25	86,628	82,286
限制性銀行存款	Restricted bank deposits	26	1,009	1,009
長期銀行存款	Long-term bank deposits	26	20,000	100,000
按金、預付款項及其他應收款	Deposits, prepayments and other receivables	24	343,245	321,401
遞延稅項資產	Deferred tax assets	30	5,791	6,839
			2,080,119	2,014,844
流動資產	CURRENT ASSETS			
存貨	Inventories	21	336,785	246,760
生物資產	Biological assets	22	6,139	4,525
貿易應收款項	Trade receivables	23	1,118,438	1,156,227
按金、預付款項及其他應收款項	Deposits, prepayments and other receivables	24	848,802	857,536
以公允價值計量且其變動計入損益的金融資產	Financial assets at FVTPL	25	623,800	1,039,995
貸款予聯營公司	Loans to associates	37	39,512	12,608
應收聯營公司款項	Amounts due from associates	37	932	15
限制性銀行存款	Restricted bank deposits	26	289,306	272,690
短期銀行存款	Short-term bank deposits	26	—	250,000
現金及現金等價物	Cash and cash equivalents	26	1,465,908	564,666
			4,729,622	4,405,022
資產總值	Total assets		6,809,741	6,419,866

第167頁至359頁的附註構成該等合併財務報表的一部分。

The notes on pages 167 to 359 are an integral part of these consolidated financial statements.

合併財務狀況表

CONSOLIDATED STATEMENT OF FINANCIAL POSITION

		於十二月三十一日	
		As at 31 December	
		二零二二年	二零二一年
		2022	2021
		人民幣千元	人民幣千元
		RMB' 000	RMB' 000
負債	LIABILITIES		
非流動負債	NON-CURRENT LIABILITIES		
銀行借款	Bank borrowings	27	103,750
其他應付款項	Other payables	29	66,988
合同負債	Contract liabilities	5	23,262
租賃負債	Lease liabilities	15	433,392
遞延稅項負債	Deferred tax liabilities	30	7,585
			634,977
負債	CURRENT LIABILITIES		
非流動負債	Trade payables	28	509,916
銀行借款	Accruals and other payables	29	1,318,170
其他應付款項	Contract liabilities	5	22,503
合同負債	Income tax payables		13,885
租賃負債	Amounts due to associates	37	25,370
遞延稅項負債	Bank borrowings	27	1,231,191
負債	Lease liabilities	15	34,238
			3,155,273
負債總額	Total liabilities		3,790,250
淨資產	Net assets		3,019,491
權益	EQUITY		
本公司擁有人應佔權益	Equity attributable to the owners of the Company		
股本	Share capital	31	1,500,000
儲備	Reserves	32	1,454,686
本公司擁有人應佔的資本及儲備	Capital and reserves attributable to owners of the Company		2,954,686
非控股權益	Non-controlling interests		64,805
權益總額	Total equity		3,019,491

第160頁至359頁的合併財務報表已於二零二三年三月二十八日由董事會批准及由其代表代為簽署。

余惠勇
Yu Huiyong
執行董事
Executive director

第167頁至359頁的附註構成該等合併財務報表的一部分。

The consolidated financial statements on pages 160 to 359 were approved by the Board of Directors on 28 March 2023 and were signed on its behalf.

徐艷林
Xu Yanlin
執行董事
Executive director

The notes on pages 167 to 359 are an integral part of these consolidated financial statements.

合併權益變動表

CONSOLIDATED STATEMENT OF CHANGES IN EQUITY

		本公司擁有人應佔				
		Attributable to owners of the Company			非控股	總計
		實繳資本/ 股本 Paid-in Capital/ share capital 人民幣千元 RMB' 000	儲備 Reserves 人民幣千元 RMB' 000 (附註 32) (Note 32)	小計 Sub-total 人民幣千元 RMB' 000	權益 Non- controlling interests 人民幣千元 RMB' 000	總計 Total 人民幣千元 RMB' 000
於二零二一年一月一日	At 1 January 2021	1,500,000	954,841	2,454,841	74,081	2,528,922
年內利潤/(虧損)	Profit/(loss) for the year	-	230,345	230,345	(8,982)	221,363
其他綜合收益	Other comprehensive loss	-	(43,553)	(43,553)	-	(43,553)
年內綜合收益/(虧損)總額	Total comprehensive income/(loss) for the year	-	186,792	186,792	(8,982)	177,810
與擁有人進行的交易	Transaction with owners					
在不改變控制權的情況下 變動附屬公司所有權結構	Change in ownership structure in a subsidiary without change of control	-	(5,774)	(5,774)	3,774	(2,000)
非控股權益注資	Capital injection by a non-controlling interest	-	-	-	8,229	8,229
於二零二一年十二月三十一日	At 31 December 2021	1,500,000	1,135,859	2,635,859	77,102	2,712,961
於二零二二年一月一日	At 1 January 2022	1,500,000	1,135,859	2,635,859	77,102	2,712,961
年內利潤/(虧損)	Profit/(loss) for the year	-	323,297	323,297	(17,160)	306,137
其他綜合虧損	Other comprehensive loss	-	(4,470)	(4,470)	-	(4,470)
年內綜合收益/(虧損)總額	Total comprehensive income/(loss) for the year	-	318,827	318,827	(17,160)	301,667
與擁有人進行的交易	Transaction with owners					
非控股權益注資	Capital injection by a non-controlling interest	-	-	-	4,863	4,863
於二零二二年十二月三十一日	At 31 December 2022	1,500,000	1,454,686	2,954,686	64,805	3,019,491

第167頁至359頁的附註構成該等合併財務報表的一部分。

The notes on pages 167 to 359 are an integral part of these consolidated financial statements.

合併現金流量表

CONSOLIDATED STATEMENT OF CASH FLOWS

		截至十二月三十一日止年度 Year ended 31 December	
		二零二二年 2022	二零二一年 2021
		人民幣千元 RMB'000	人民幣千元 RMB'000
	附註 Notes		
經營活動所得現金流量	CASH FLOWS FROM OPERATING ACTIVITIES		
經營所得現金	Cash generated from operations	33(a) 630,093	326,317
已付所得稅	Income tax paid	(40,917)	(42,435)
經營活動所得現金淨額	Net cash generated from operating activities	589,176	283,882
投資活動所得現金流量	CASH FLOWS FROM INVESTING ACTIVITIES		
物業、廠房及設備付款	Payments for property, plant and equipment	(164,980)	(33,892)
處置物業、廠房及設備所得款項	Proceeds from disposal of property, plant and equipment	33(b) 417	–
無形資產付款	Payments for intangible assets	(9,484)	(10,069)
收購以公允價值計量且其變動計入其他綜合收益的金融資產	Acquisition of financial assets at FVOCI	20 (11,713)	(3,002)
處置以公允價值計量且其變動計入其他綜合收益的金融資產所得款項	Proceeds from disposal of financial assets at FVOCI	20 200	–
收購以公允價值計量且其變動計入損益的金融資產	Acquisition of financial assets at FVTPL	25 (5,012,465)	(7,507,295)
贖回以公允價值計量且其變動計入損益的金融資產所得款項	Proceeds from redemption of financial assets at FVTPL	25 5,449,054	6,884,172
收購聯營公司及合營企業	Acquisition of associates and joint venture	19 (25,780)	(55,647)
處置聯營公司及合營企業所得款項	Proceeds from disposal of associates and joint venture	–	6,320
存置銀行存款	Placement of bank deposits	(100,000)	(149,900)
贖回銀行存款	Redemption of bank deposits	430,000	250,000
向聯營公司提供墊款	Advance to associates	(39,487)	(24,848)
聯營公司還款	Repayment from associates	12,583	42,107
應收貸款墊款	Advance of loan receivables	(190,256)	(616,556)
應收貸款還款	Repayment of loan receivables	230,869	585,875
應收貸款所產生的利息收入	Interest income arising from loan receivables	19,117	21,120
銀行存款的已收利息	Interest received from bank deposits	31,771	24,091
於合營企業已收股息	Dividend received from a joint venture	19(f) –	9,626
投資活動所得／(所用) 現金淨額	Net cash from/(used in) investing activities	619,846	(577,898)

合併現金流量表

CONSOLIDATED STATEMENT OF CASH FLOWS

		截至十二月三十一日止年度	
		Year ended 31 December	
		二零二二年	二零二一年
		2022	2021
		人民幣千元	人民幣千元
		RMB'000	RMB'000
	附註 Notes		
融資活動所得現金流量	CASH FLOWS FROM FINANCING ACTIVITIES		
在未變更控制權情況下收購附屬公司所有者權益的付款	Payments for acquisition of ownership interests in subsidiaries without change in control	—	(2,000)
存入受限制銀行存款	Placement of restricted bank deposits	27 1,308,460	1,915,000
贖回受限制銀行存款	Redemption of restricted bank deposits	27 (1,426,030)	(1,392,000)
租賃付款本金部分	Principal elements of lease payments	33(c) (108,486)	(45,859)
租賃付款利息部分	Interest elements of lease payments	33(c) (31,679)	(30,242)
已付利息	Interest paid	(52,060)	(47,506)
存置銀行存款	Placement of bank deposits	(15,904)	(13,902)
贖回銀行存款	Redemption of bank deposits	13,902	12,900
上市費用付款	Payment of listing expenses	(846)	(574)
非控股權益注資	Capital injection by non-controlling interest	4,863	8,229
融資活動(所用)/所得現金淨額	Net cash (used in)/generated from financing activities	(307,780)	404,046
現金及現金等價物增加淨額	Net increase in cash and cash equivalents	901,242	110,030
年初現金及現金等價物	Cash and cash equivalents at beginning of the year	564,666	454,636
年末現金及現金等價物	Cash and cash equivalents at end of the year	26 1,465,908	564,666

第167頁至359頁的附註構成該等合併財務報表的一部分。

The notes on pages 167 to 359 are an integral part of these consolidated financial statements.

合併財務報表附註

NOTES TO THE CONSOLIDATED FINANCIAL STATEMENTS

1 一般資料

本公司於二零零一年十二月三日在中華人民共和國（「中國」）註冊成立，是一家根據《中華人民共和國公司法》成立的有限責任公司。本公司註冊辦公地址為：中國廣東省深圳市鹽田區沙頭角街道田心社區沙鹽路3018號鹽田現代產業服務中心（一期）A座6層6A-2。

於二零二零年四月十日，本公司轉為股份有限公司，註冊資本為人民幣1,500,000,000元。

本公司股份已自二零二二年一月十六日起於香港聯合交易所有限公司（「聯交所」）主板上市。

本公司及其附屬公司（統稱「本集團」）主要從事經營加盟零售網絡及水果交易。本集團的最終控制方為余惠勇先生（「余先生」）。

除另有說明外，該等綜合財務報表以人民幣千元（「人民幣千元」）呈列。該等綜合財務報表已於二零二三年三月二十八日獲董事會批准。

2 重要會計政策摘要

本附註提供了編製該等合併財務報表所應用之主要會計政策列表。除另有列明者外，該等政策已於全部呈列年度內予以貫徹應用。

1 GENERAL INFORMATION

The Company was incorporated in the People's Republic of China (the "PRC") on 3 December 2001 as a limited liability company under Company Law of the PRC. The address of the Company's registered office is 6A-2, Floor 6, Building A, Yantian Modern Industrial Service Center (Phase I), 3018 Shayan Road, Tianxin Community, Shatoujiao Street, Yantian District, Shenzhen City, Guangdong Province, China.

On 10 April 2020, the Company was converted into a joint stock company with limited liability with registered capital of RMB1,500,000,000.

The shares of the Company have been listed on the Main Board of the Stock Exchange of Hong Kong Limited (the "Stock Exchange") since 16 January 2022.

The Company and its subsidiaries (together, the "Group") are principally engaged in operating of a franchised retail network and trading of fruits. The ultimate controlling party of the Group is Mr. Yu Huiyong ("Mr. Yu").

These consolidated financial statements are presented in thousands of units of Renminbi ("RMB'000") unless otherwise stated. These consolidated financial statements have been approved by the Board of directors on 28 March 2023.

2 SUMMARY OF SIGNIFICANT ACCOUNTING POLICIES

This note provides a list of the significant accounting policies adopted in the preparation of these consolidated financial statements. These policies have been consistently applied to all the years presented, unless otherwise stated.

合併財務報表附註

NOTES TO THE CONSOLIDATED FINANCIAL STATEMENTS

2 重要會計政策摘要(續)

2.1 編製基準

本集團的合併財務報表乃根據香港財務報告準則(「香港財務報告準則」)及香港公司條例第622章的披露規定編製。合併財務報表已根據歷史成本法編製，惟以下除外：

- 若干金融資產及投資物業 – 以公允價值計量；及
- 若干生物資產 – 以公允價值減去出售成本計量。

編製符合香港財務報告準則之合併財務報表須採用若干關鍵會計估計。在應用本集團會計政策之過程中，管理層亦須行使其判斷。涉及高度判斷或複雜性之範疇，或假設及估計對合併財務報表而言屬重要之範疇披露於附註4。

2 SUMMARY OF SIGNIFICANT ACCOUNTING POLICIES (CONTINUED)

2.1 BASIS OF PREPARATION

The consolidated financial statements of the Group has been prepared in accordance with Hong Kong Financial Reporting Standards (“HKFRS”) and the disclosure requirements of the Hong Kong Companies Ordinance Cap. 622. The consolidated financial statements has been prepared under the historical cost basis, except for the following:

- certain financial assets and investment property – measured at fair value; and
- certain biological assets – measured at fair value less costs to sell.

The preparation of the consolidated financial statements in conformity with HKFRS requires the use of certain critical accounting estimates. It also requires management to exercise its judgement in the process of applying the Group’s accounting policies. The areas involving a higher degree of judgement or complexity or areas where assumptions and estimates are significant to the consolidated financial statements are disclosed in Note 4.

合併財務報表附註

NOTES TO THE CONSOLIDATED FINANCIAL STATEMENTS

2 重要會計政策摘要 (續)

2.1 編製基準 (續)

- (a) 本集團採納的準則修訂、詮釋及會計指引。

本集團已於二零二二年一月一日開始之財政年度首次應用下列現有準則之修訂本、詮釋及會計指引：

年度改進項目 (修訂本)
Annual Improvements Project (Amendments)
香港財務報告準則第3號 (修訂本)
HKFRS 3 (Amendments)
香港會計準則第16號 (修訂本)
HKAS 16 (Amendments)
香港會計準則第37號 (修訂)
HKAS 37 (Amendments)
香港財務報告準則第16號 (修訂本)
HKFRS 16 (Amendments)
會計指引第5號 (修訂本)
Accounting Guideline 5 (Amendments)

上述修訂對過往期間確認的金額並無任何影響，且預期不會對當前或未來期間產生重大影響。

2 SUMMARY OF SIGNIFICANT ACCOUNTING POLICIES (CONTINUED)

2.1 BASIS OF PREPARATION (CONTINUED)

- (a) Amendments to standards, interpretation and accounting guideline adopted by the Group.

The Group has applied the following amendments to existing standards, interpretation and accounting guideline for the first time for their financial year beginning on 1 January 2022:

香港財務報告準則二零一八年至二零二零年之年度改進
Annual Improvements to HKFRSs 2018-2020
對概念框架的提述
Reference to the conceptual framework
物業、廠房及設備：擬定用途前的所得款項
Property, plant and equipment: Proceeds before intended use
虧損性合約－履行合約的成本
Onerous contracts – Cost of fulfilling a contract
二零二一年後Covid-19相關租金減免
Covid-19-Related Rent Concessions beyond 2021
經修訂會計指引第5號共同控制合併的合併會計法
Revised Accounting Guideline 5 Merger Accounting for
Common Control Combinations

The amendments listed above did not have any impact on the amounts recognised in prior periods and are not expected to significantly affect the current or future periods.

合併財務報表附註

NOTES TO THE CONSOLIDATED FINANCIAL STATEMENTS

2 重要會計政策摘要(續)

2.1 編製基準(續)

- (b) 於截至二零二二年十二月三十一日止年度已頒佈但尚未生效且尚未獲採納的新訂及經修訂準則、改進、解釋及會計指引

以下為於截至二零二二年十二月三十一日止年度已頒佈但尚未生效且未採納的新訂及經修訂準則、改進、解釋及會計指引。本集團計劃該等新準則、準則修訂本、會計指引及年度改進在其生效時予以採納：

2 SUMMARY OF SIGNIFICANT ACCOUNTING POLICIES (CONTINUED)

2.1 BASIS OF PREPARATION (CONTINUED)

- (b) New and amended standards, improvement, interpretation and accounting guideline that have been issued but are not effective for the year ended 31 December 2022 and have not been early adopted.

The following are new and amended standards, improvement, interpretation and accounting guideline that have been issued, but are not effective for the year ended 31 December 2022, and have not been early adopted. The Group plans to adopt these new standards, amendments to standards, accounting guidance and annual improvement when they become effective:

		於以下日期或 其後開始之會計 年度期間生效 Effective for accounting year beginning on or after
香港會計準則第1號及香港財務報告準則實務報告第2號之修訂本	會計政策披露	二零二三年一月一日
HKAS 1 and HKFRS Practice Statement 2 (Amendments)	Disclosure of Accounting Policies	1 January 2023
香港財務報告準則第4號之修訂本	延長暫時豁免應用香港財務報告準則第9號	二零二三年一月一日
Amendments to HKFRS 4	Extension of the Temporary Exemption from Applying HKFRS 9	1 January 2023
香港會計準則第12號之修訂本	產生自單一交易的資產及負債相關的遞延稅項	二零二三年一月一日
HKAS 12 (Amendments)	Deferred Tax related to Assets and Liabilities arising from a Single Transaction	1 January 2023

合併財務報表附註

NOTES TO THE CONSOLIDATED FINANCIAL STATEMENTS

2 重要會計政策摘要 (續)

2.1 編製基準 (續)

2 SUMMARY OF SIGNIFICANT ACCOUNTING POLICIES (CONTINUED)

2.1 BASIS OF PREPARATION (CONTINUED)

		於以下日期或 其後開始之會計 年度期間生效 Effective for accounting year beginning on or after
香港會計準則第8號之修訂本 HKAS 8 (Amendments)	會計估計之定義 Definition of Accounting Estimates	二零二三年一月一日 1 January 2023
香港財務報告準則第17號 HKFRS 17	保險合同 Insurance Contracts	二零二三年一月一日 1 January 2023
香港財務報告準則第17號之修訂本 HKFRS 17 (Amendments)	香港財務報告準則第17號之修訂 Amendments to HKFRS 17	二零二三年一月一日 1 January 2023
香港財務報告準則第17號 HKFRS 17	首次應用香港財務報告準則第17號及 香港財務報告準則第9號 – 比較資料 Initial Application of HKFRS 17 and HKFRS 9 – Comparative Information	二零二三年一月一日 1 January 2023
香港詮釋第5號 (二零二零年) Hong Kong Interpretation 5 (2020)	財務報表編製 – 借款人對包含按 要求償還條款的定期貸款的分類 Presentation of Financial Statements – Classification by the Borrower of a Term Loan that Contains a Repayment on Demand Clause	二零二四年一月一日 1 January 2024
香港財務報告準則第16號之修訂本 HKFRS 16 (Amendments)	售後租回中的租賃負債 Lease Liability in a Sale and Leaseback	二零二四年一月一日 1 January 2024
香港會計準則第1號之修訂本 HKAS 1 (Amendments)	將負債分類為流動或非流動 Classification of Liabilities as Current or Non-current	二零二四年一月一日 1 January 2024
香港會計準則第1號之修訂本 HKAS 1 (Amendments)	附帶契約的非流動負債 Non-current Liabilities with Covenants	二零二四年一月一日 1 January 2024
香港財務報告準則第10號及 香港會計準則第28號之修訂本 HKFRS 10 and HKAS 28 (Amendments)	投資者及其聯營公司或合營企業 之間的資產出售或分配 Sale or Contribution of Assets between an Investor and its Associate or Joint Venture	待定 To be determined

合併財務報表附註

NOTES TO THE CONSOLIDATED FINANCIAL STATEMENTS

2 重要會計政策摘要(續)

2.1 編製基準(續)

根據董事會的評估，該等新訂及經修訂準則、改進、解釋及會計指引與本集團無關，或在其生效時不會對本集團的財務業績和狀況造成重大影響。

2.2 合併原則及權益會計處理

(a) 附屬公司

附屬公司指本集團對其有控制權之全部實體(包括結構性實體)。本集團對實體有控制權，是指本集團因參與該實體之營運而獲得或有權享有其可變回報，並能夠運用其對實體活動指示之權力影響該等回報。附屬公司在控制權轉移至本集團之日悉數合併入賬。附屬公司在控制權終止之日起停止合併入賬。

本集團採用收購會計法將業務合併入賬。

2 SUMMARY OF SIGNIFICANT ACCOUNTING POLICIES (CONTINUED)

2.1 BASIS OF PREPARATION (CONTINUED)

According to the assessment made by the board of directors, these new and amended standards, improvement, interpretation and accounting guideline are either not relevant to the Group or not significant to the financial performance and positions of the Group when they become effective.

2.2 PRINCIPLES OF CONSOLIDATION AND EQUITY ACCOUNTING

(a) SUBSIDIARIES

Subsidiaries are all entities (including structured entities) over which the Group has control. The Group controls an entity when the Group is exposed to, or has rights to, variable returns from its involvement with the entity and has the ability to affect those returns through its power to direct the activities of the entity. Subsidiaries are fully consolidated from the date on which control is transferred to the Group. They are deconsolidated from the date that control ceases.

The acquisition method of accounting is used to account for business combinations by the Group.

合併財務報表附註

NOTES TO THE CONSOLIDATED FINANCIAL STATEMENTS

2 重要會計政策摘要(續)

2.2 合併原則及權益會計處理(續)

(a) 附屬公司

集團公司之間的公司間交易、交易結餘及未變現收益均予對銷。除非交易有證據表明已轉移資產已發生減值，否則未變現虧損亦會對銷。附屬公司之會計政策已作出必要變動，以確保與本集團所採納之政策貫徹一致。

附屬公司業績及權益之非控股權益分別於合併損益表、合併綜合收益表、合併權益變動表及合併財務狀況表中列示。

(b) 聯營公司

聯營公司為本集團對其具有重大影響力但無控制權或共同控制權的所有實體。這一般為當本集團持有20%至50%投票權的情況。於聯營公司的權益乃於初步按成本確認後，使用權益會計法(見下文(d))入賬。

(c) 合營企業

於初步按成本在合併財務狀況表內確認後，於合營企業的權益使用權益法入賬(請參閱下文(d))。

2 SUMMARY OF SIGNIFICANT ACCOUNTING POLICIES (CONTINUED)

2.2 PRINCIPLES OF CONSOLIDATION AND EQUITY ACCOUNTING (CONTINUED)

(a) SUBSIDIARIES

Intercompany transactions, balances and unrealised gains on transactions between group companies are eliminated. Unrealised losses are also eliminated unless the transaction provides evidence of an impairment of the transferred asset. Accounting policies of subsidiaries have been changed where necessary to ensure consistency with the policies adopted by the Group.

Non-controlling interests in the results and equity of subsidiaries are shown separately in the consolidated statement of profit or loss, consolidated statement of comprehensive income, consolidated statement of changes in equity and consolidated statement of financial position respectively.

(b) ASSOCIATES

Associates are all entities over which the Group has significant influence but not control or joint control. This is generally the case where the Group holds between 20% and 50% of the voting rights. Interests in associates are accounted for using the equity method of accounting (see (d) below), after initially being recognised at cost.

(c) JOINT VENTURES

Interests in joint ventures are accounted for using the equity method (see (d) below), after initially being recognised at cost in the consolidated balance sheet.

合併財務報表附註

NOTES TO THE CONSOLIDATED FINANCIAL STATEMENTS

2 重要會計政策摘要(續)

2.2 合併原則及權益會計處理(續)

(d) 權益會計法

根據權益會計法，於聯營公司及合營企業投資初步按成本確認，並於其後作出調整以在損益中確認本集團應佔的被投資公司的收購後利潤或虧損，及在其他綜合收益中確認本集團應佔的被投資公司的其他綜合收益變動。已收或應收聯營公司股息均確認為投資賬面值的扣減項。

當本集團於聯營公司及合營企業應佔權益入賬投資的虧損相等於或超過其於實體的權益(包括任何其他無抵押長期應收款)，本集團不會確認進一步虧損，惟其代表其他實體產生責任或作出付款則除外。

本集團與其聯營公司及合營企業之間的交易未變現收益以本集團於該等實體的權益為限予以對銷。除非交易顯示已轉移資產出現減值的證據，否則未變現虧損亦會對銷。權益入賬被投資公司的會計政策已作出必要變動，以確保與本集團所採納之政策貫徹一致。

權益入賬投資之賬面值根據附註2.10所述之政策進行減值測試。

2 SUMMARY OF SIGNIFICANT ACCOUNTING POLICIES (CONTINUED)

2.2 PRINCIPLES OF CONSOLIDATION AND EQUITY ACCOUNTING (CONTINUED)

(d) EQUITY ACCOUNTING

Under the equity method of accounting, the investments in associates and joint venture are initially recognised at cost and adjusted thereafter to recognise the Group's share of the post-acquisition profits or losses of the investee in profit or loss, and the Group's share of movements in other comprehensive income of the investee in other comprehensive income. Dividends received or receivable from associates are recognised as a reduction in the carrying amount of the investment.

When the Group's share of losses in an equity-accounted investment in associates and joint venture equals or exceeds its interest in the entity, including any other unsecured long-term receivables, the Group does not recognise further losses, unless it has incurred obligations or made payments on behalf of the other entity.

Unrealised gains on transactions between the Group and its associates and joint venture are eliminated to the extent of the Group's interest in these entities. Unrealised losses are also eliminated unless the transaction provides evidence of an impairment of the asset transferred. Accounting policies of equity accounted investees have been changed where necessary to ensure consistency with the policies adopted by the Group.

The carrying amount of equity-accounted investments is tested for impairment in accordance with the policy described in Note 2.10.

合併財務報表附註

NOTES TO THE CONSOLIDATED FINANCIAL STATEMENTS

2 重要會計政策摘要(續)

2.2 合併原則及權益會計處理(續)

(E) 所有者權益變動

本集團將與非控股權益進行的但並無導致失去控制權之交易視為與本集團權益擁有人的交易。所有者權益變動導致控股權益及非控股權益賬面值之間的調整，以反映其於附屬公司之相對權益。對非控股權益之調整金額與已付或已收任何代價之間的任何差額在本公司擁有人應佔權益內的儲備中單獨確認。

本集團因失去控制權、共同控制權或重大影響力而終止合併入賬或就一項投資終止以權益法入賬時，於實體之任何保留權益重新計量至其公允價值，有關賬面值變動在損益中確認。就其後入賬列作聯營公司之保留權益或財務資產，此公允價值為初始賬面值。此外，先前於其他綜合收益確認與該實體有關之任何金額按猶如本集團已直接出售有關資產或負債之方式入賬。這可能意味先前在其他綜合收益確認之金額按適用香港財務報告準則之規定／許可條文重新分類至損益或轉撥至另一類權益。

2 SUMMARY OF SIGNIFICANT ACCOUNTING POLICIES (CONTINUED)

2.2 PRINCIPLES OF CONSOLIDATION AND EQUITY ACCOUNTING (CONTINUED)

(E) CHANGES IN OWNERSHIP INTERESTS

The Group treats transactions with non-controlling interests that do not result in a loss of control as transactions with equity owners of the Group. A change in ownership interest results in an adjustment between the carrying amounts of the controlling and non-controlling interests to reflect their relative interests in the subsidiary. Any difference between the amount of the adjustment to non-controlling interests and any consideration paid or received is recognised in a separate reserve within equity attributable to owners of the Company.

When the Group ceases to consolidate or equity account for an investment because of a loss of control, joint control or significant influence, any retained interest in the entity is remeasured to its fair value with the change in carrying amount recognised in profit or loss. This fair value becomes the initial carrying amount for the purposes of subsequently accounting for the retained interest as an associate or financial asset. In addition, any amounts previously recognised in other comprehensive income in respect of that entity are accounted for as if the Group had directly disposed of the related assets or liabilities. This may mean that amounts previously recognised in other comprehensive income are reclassified to profit or loss or transferred to another category of equity as specified/permitted by applicable HKFRSs.

合併財務報表附註

NOTES TO THE CONSOLIDATED FINANCIAL STATEMENTS

2 重要會計政策摘要(續)

2.2 合併原則及權益會計處理(續)

(E) 所有者權益變動(續)

倘聯營公司的所有者權益有所減少但仍保留重大影響力，則過往在其他綜合收益確認的金額按比例在適當時重新分類至損益。

2.3 獨立財務報表

於附屬公司及聯營公司之投資以成本扣除減值入賬。成本包括直接應佔之投資成本。附屬公司及聯營公司的業績由公司按已收及應收股息為基準入賬。

當收到附屬公司投資的股息時，倘股息超過附屬公司在股息宣佈期間的綜合收益總額，或獨立財務報表所列的投資賬面值超過被投資公司資產淨值(包括商譽)在合併財務報表中的賬面值，則必須對有關投資進行減值測試。

2 SUMMARY OF SIGNIFICANT ACCOUNTING POLICIES (CONTINUED)

2.2 PRINCIPLES OF CONSOLIDATION AND EQUITY ACCOUNTING (CONTINUED)

(E) CHANGES IN OWNERSHIP INTERESTS ACCOUNTING POLICIES (CONTINUED)

If the ownership interest in an associate is reduced but significant influence is retained, only a proportionate share of the amounts previously recognised in other comprehensive income are reclassified to profit or loss where appropriate.

2.3 SEPARATE FINANCIAL STATEMENTS

Investments in subsidiaries and associates are accounted for at cost less impairment. Cost includes direct attributable costs of investment. The results of subsidiaries and associates are accounted for by the company on the basis of dividend received and receivable.

Impairment testing of the investments in subsidiaries and associates is required upon receiving a dividend from these investments if the dividend exceeds the total comprehensive income of the subsidiary in the period the dividend is declared or if the carrying amount of the investment in the separate financial statements exceeds the carrying amount in the consolidated financial statements of the investee's net assets including goodwill.

合併財務報表附註

NOTES TO THE CONSOLIDATED FINANCIAL STATEMENTS

2 重要會計政策摘要(續)

2.4 業務合併

不論權益工具或其他資產是否已被收購，所有業務合併均將採用購買法入賬。就收購附屬公司轉讓的代價包括：

- 所轉讓資產的公允價值；
- 對被收購業務的前擁有人產生的負債；
- 本集團發行的股權；
- 因或有代價安排產生的任何資產或負債的公允價值；及
- 於附屬公司任何先前存在的股權的公允價值。

於業務合併中所收購的可識別資產以及所承擔的負債及或有負債，初步按其於收購日期的公允價值計量(除少數例外情況外)。本集團根據逐項收購基準，按公允價值或非控股權益佔被收購實體可識別資產淨值的比例，確認於收購實體的任何非控股權益。

收購相關成本於產生時列作費用。超出已轉讓的代價、被收購實體任何非控股權益金額，以及於被收購實體的任何先前股本權益的收購日期公允價值超過所收購的可辨認淨資產的公允價值的以商譽列賬。倘該等金額低於收購業務可識別資產淨值的公允價值，則該差額於損益中直接確認為議價購買。

2 SUMMARY OF SIGNIFICANT ACCOUNTING POLICIES (CONTINUED)

2.4 BUSINESS COMBINATIONS

The acquisition method of accounting is used to account for all business combinations, regardless of whether equity instruments or other assets are acquired. The consideration transferred for the acquisition of a subsidiary comprises the:

- fair values of the assets transferred;
- liabilities incurred to the former owners of the acquired business;
- equity interests issued by the Group;
- fair value of any asset or liability resulting from a contingent consideration arrangement; and
- fair value of any pre-existing equity interest in the subsidiary.

Identifiable assets acquired and liabilities and contingent liabilities assumed in a business combination are, with limited exceptions, measured initially at their fair values at the acquisition date. The Group recognises any non-controlling interest in the acquired entity on an acquisition-by-acquisition basis either at fair value or at the non-controlling interest's proportionate share of the acquired entity's net identifiable assets.

Acquisition-related costs are expensed as incurred. The excess of the consideration transferred, amount of any non-controlling interest in the acquired entity, and acquisition-date fair value of any previous equity interest in the acquired entity over the fair value of the net identifiable assets acquired is recorded as goodwill. If those amounts are less than the fair value of the net identifiable assets of the business acquired, the difference is recognised directly in profit or loss as a bargain purchase.

合併財務報表附註

NOTES TO THE CONSOLIDATED FINANCIAL STATEMENTS

2 重要會計政策摘要(續)

2.4 業務合併

倘遞延結算現金代價的任何部分，則未來應付金額貼現至其於交易日期的現值。所用貼現率為實體的增量借款利率，即按可比較條款及條件從獨立融資人獲得類似借款所依據的利率。或有代價分類為權益或金融負債。分類為金融負債的金額隨後按公允價值重新計量，公允價值變動於損益中確認。

倘業務合併分階段完成，收購方先前持有的被收購方股權的賬面價值於收購日期重新計量為公允價值。任何因該等重新計量而產生的收益或虧損均於損益中確認。

2.5 分部報告

經營分部的呈報方式與向主要經營決策者(「主要經營決策者」)提供的內部報告貫徹一致。主要經營決策者負責分配資源及評估經營分部之業績，並已確定為作出策略決定的本公司執行董事。

2 SUMMARY OF SIGNIFICANT ACCOUNTING POLICIES (CONTINUED)

2.4 BUSINESS COMBINATIONS

Where settlement of any part of cash consideration is deferred, the amounts payable in the future are discounted to their present value as at the date of exchange. The discount rate used is the entity's incremental borrowing rate, being the rate at which a similar borrowing could be obtained from an independent financier under comparable terms and conditions. Contingent consideration is classified either as equity or a financial liability. Amounts classified as a financial liability are subsequently remeasured to fair value with changes in fair value recognised in profit or loss.

If the business combination is achieved in stages, the acquisition date carrying value of the acquirer's previously held equity interest in the acquiree is remeasured to fair value at the acquisition date. Any gains or losses arising from such remeasurement are recognised in profit or loss.

2.5 SEGMENT REPORTING

Operating segments are reported in a manner consistent with the internal reporting provided to the chief operating decision-maker ("CODM"). The CODM, who is responsible for allocating resources and assessing performance of the operating segments, has been identified as the executive directors of the Company, who make strategic decisions.

合併財務報表附註

NOTES TO THE CONSOLIDATED FINANCIAL STATEMENTS

2 重要會計政策摘要(續)

2.6 外幣換算

(a) 功能及列報貨幣

本集團內各實體之合併財務報表中之項目均按有關實體經營所在之主要經濟環境的貨幣(「功能貨幣」)計算。合併財務報表乃以人民幣列值，人民幣為本公司之功能及呈報貨幣及本集團之呈報貨幣。

(b) 交易及結餘

外幣交易均按交易或估值(倘若項目經重新計量)當日的匯率換算為功能貨幣。結算有關交易及因按年末匯率換算以外幣列值的貨幣資產及負債所產生的外匯收益及虧損通常於合併損益表內確認。

按公允價值計量並以外幣計值之非貨幣項目使用釐定公允價值當日之匯率換算。按公允價值列賬之資產及負債的匯兌差額呈報為公允價值損益之一部分。例如，非貨幣資產及負債(例如所持有以公允價值計量且其變動計入損益之股權投資)之匯兌差額於合併損益表中確認為公允價值收入或虧損之一部分。

2 SUMMARY OF SIGNIFICANT ACCOUNTING POLICIES (CONTINUED)

2.6 FOREIGN CURRENCY TRANSLATION

(a) FUNCTIONAL AND PRESENTATION CURRENCY

Items included in the consolidated financial statements of each of the Group's entities are measured using the currency of the primary economic environment in which the entity operates (the "functional currency"). The consolidated financial statements is presented in RMB, which is the Company's functional and presentation currency and the Group's presentation currency.

(b) TRANSACTIONS AND BALANCES

Foreign currency transactions are translated into the functional currency using the exchange rates at the dates of the transactions or valuation where items are re-measured. Foreign exchange gains and losses resulting from the settlement of such transactions and from the translation of monetary assets and liabilities denominated at foreign currencies at year-end exchange rates are generally recognised in the consolidated statement of profit or loss.

Non-monetary items that are measured at fair value in a foreign currency are translated using the exchange rates at the date when the fair value was determined. Translation differences on assets and liabilities carried at fair value are reported as part of the fair value gain or loss. For example, translation differences on non-monetary assets and liabilities such as equity investments held at FVTPL are recognised in the consolidated statement of profit or loss as part of the fair value gains or losses.

合併財務報表附註

NOTES TO THE CONSOLIDATED FINANCIAL STATEMENTS

2 重要會計政策摘要(續)

2.7 物業、廠房及設備

物業、廠房及設備按歷史成本減折舊列賬。歷史成本包括收購該等項目直接應佔之開支。

其後成本僅在與該項目相關的未來經濟利益很可能流入本集團且該項目的成本能夠可靠計量時，方計入資產的賬面值或確認為單獨資產(倘適用)。入賬為單獨資產的任何組成部分的賬面值於被替換時終止確認。所有其他維修及維護成本於產生的報告期間於損益表扣除。

折舊乃採用直線法計算，按如下估計可使用年期將其成本分配至其剩餘價值：

樓宇	20年至50年
Building	20-50 years
租賃裝修	租期或5至10年較短者
Leasehold improvements	Shorter of lease term or 5 – 10 years
廠房及機器	5至20年
Plant and machinery	5 – 20 years
傢俬及設備	3至5年
Furniture and equipment	3 – 5 years
汽車	4年
Motor vehicles	4 years
成熟果樹	10至20年
Mature fruit trees	10 – 20 years

2 SUMMARY OF SIGNIFICANT ACCOUNTING POLICIES (CONTINUED)

2.7 PROPERTY, PLANT AND EQUIPMENT

Property, plant and equipment are stated at historical cost less depreciation. Historical cost includes expenditure that is directly attributable to the acquisition of the items.

Subsequent costs are included in the asset's carrying amount or recognised as a separate asset, as appropriate, only when it is probable that future economic benefits associated with the item will flow to the Group and the cost of the item can be measured reliably. The carrying amount of any component accounted for as a separate asset is derecognised when replaced. All other repairs and maintenance are charged to profit or loss during the reporting period in which they are incurred.

Depreciation is calculated using the straight-line method to allocate their cost to their residual values over their estimated useful lives, as follows:

合併財務報表附註

NOTES TO THE CONSOLIDATED FINANCIAL STATEMENTS

2 重要會計政策摘要(續)

2.7 物業、廠房及設備(續)

根據香港會計準則第41號「農業」的定義，本集團的果樹符合生產性植物的認定標準，並因此根據廠房及設備準則入賬。果樹於可被商業化採收前分類為未成熟，一般需時兩至四年。屆時，該等成熟果樹將重新分類為成熟果樹並開始折舊。未成熟果樹按累計成本減減值計量。

資產之剩餘價值及使用年期於各報告期末均作審閱及調整(倘適合)。

倘資產賬面值高於其估計可收回金額，則資產賬面值即時撇銷至其可收回金額(附註2.10)。

出售之收益及虧損乃透過比較所得款項與賬面值釐定，並在合併損益表的「其他收益淨額」中確認。

在建資產按歷史成本減去任何減值虧損列賬。歷史成本包括直接與資產開發有關的支出，包括建築成本、建築期間土地使用權的攤銷、合資格資產的借款成本以及開發期間產生的專業費用。於完成後，資產將轉至物業及設備項下的樓宇。

在建資產不計提折舊撥備。倘在建資產的賬面值高於其估計可收回金額，則有關資產的賬面值將及時撇減至可收回金額(附註2.10)。

2 SUMMARY OF SIGNIFICANT ACCOUNTING POLICIES (CONTINUED)

2.7 PROPERTY, PLANTS AND EQUIPMENT (CONTINUED)

The Group's fruit trees qualify as bearer plants under the definition in HKAS 41 "Agriculture" and are therefore accounted for under the principles for plant and equipment. Fruit trees are classified as immature until the produce can be commercially harvested which usually takes 2 to 4 years. At that point they are reclassified to mature fruit trees and depreciation commences. Immature fruit trees are measured at accumulated cost less impairment.

The assets' residual values and useful lives are reviewed, and adjusted if appropriate, at the end of each reporting period.

An asset's carrying amount is written down immediately to its recoverable amount if the asset's carrying amount is greater than its estimated recoverable amount (Note 2.10).

Gains and losses on disposals are determined by comparing the proceeds with the carrying amount and are recognised within "other gains, net" in the consolidated statement of profit or loss.

Assets under construction are stated at historical cost less any impairment loss. Historical cost includes expenditure that is directly attributable to the development of the assets which comprises construction costs, amortisation of land use rights during the construction period, borrowing costs on qualifying assets and professional fees incurred during the development period. On completion, the assets are transferred to buildings within property and equipment.

No depreciation is provided for assets under construction. The carrying amount of an asset under construction is written down immediately to its recoverable amount if the asset's carrying amount is greater than its estimated recoverable amount (Note 2.10).

合併財務報表附註

NOTES TO THE CONSOLIDATED FINANCIAL STATEMENTS

2 重要會計政策摘要(續)

2.8 投資物業

投資物業為賺取長期租金收益而持有，並不由本集團擁有。投資物業最初按成本計量，包括相關交易成本及借款成本(如適用)。隨後，彼等按公允價值列賬。公允價值變動於損益中列示，作為其他收益淨額的一部分。

2.9 無形資產

(a) 商譽

商譽按附註2.4所述方式計量。收購附屬公司的商譽列入無形資產。商譽不予攤銷，惟每年進行減值測試，或當有事件出現或情況變動顯示可能出現減值時進行更頻密減值測試，並按成本減去累計減值虧損列示。出售一間實體的收益及虧損包括有關所售實體商譽的賬面金額。

商譽會被分配至現金產生單位(「現金產生單位」)以進行減值測試。有關分配乃對預期將從產生商譽的業務合併中獲益的現金產生單位或現金產生單位組別作出。就內部管理而言，現金產生單位或單位組別乃按最低級別(即營運附屬公司)識別商譽。

2 SUMMARY OF SIGNIFICANT ACCOUNTING POLICIES (CONTINUED)

2.8 INVESTMENT PROPERTY

Investment properties are held for long-term rental yields and are not occupied by the Group. Investment property is initially measured at cost, including related transaction costs and where applicable borrowing costs. Subsequently, they are carried at fair value. Changes in fair values are presented in profit or loss as part of other gains, net.

2.9 INTANGIBLE ASSETS

(a) GOODWILL

Goodwill is measured as described in Note 2.4. Goodwill on acquisitions of subsidiaries is included in intangible assets. Goodwill is not amortised but it is tested for impairment annually, or more frequently if events or changes in circumstances indicate that it might be impaired, and is carried at cost less accumulated impairment losses. Gains and losses on the disposal of an entity include the carrying amount of goodwill relating to the entity sold.

Goodwill is allocated to cash-generating units ("CGUs") for the purpose of impairment testing. The allocation is made to those cash-generating units or groups of cash-generating units that are expected to benefit from the business combination in which the goodwill arose. The units or groups of units are identified at the lowest level at which goodwill is monitored for internal management purposes, being the operating subsidiaries.

合併財務報表附註

NOTES TO THE CONSOLIDATED FINANCIAL STATEMENTS

2 重要會計政策摘要 (續)

2.9 無形資產 (續)

(b) 商標

單獨取得的商標按歷史成本列示。在企業合併中獲得的商標在收購日期以公允價值確認。商標的可使用年期有限，隨後按成本減去累計攤銷和減值虧損列賬。

(c) 軟件

與研究活動相關的成本在發生時確認為費用。直接歸屬於本集團控制的可辨認資產的設計和測試的開發成本在滿足下列標準時確認為無形資產：

- 完成軟件以供使用在技術上可行；
- 管理層計劃完成軟件並使用或將其銷售；
- 有使用或銷售軟件的能力；
- 可以闡明未來軟件如何產生經濟效益的可能性；
- 有足夠的技術、財政及其他資源來完成軟件開發並將其使用或銷售；及
- 能夠可靠地計量軟件開發過程中產生的支出。

2 SUMMARY OF SIGNIFICANT ACCOUNTING POLICIES (CONTINUED)

2.9 INTANGIBLE ASSETS (CONTINUED)

(b) TRADEMARKS

Separately acquired trademarks are shown at historical cost. Trademarks acquired in a business combination are recognised at fair value at the acquisition date. They have a finite useful life and are subsequently carried at cost less accumulated amortisation and impairment losses.

(c) SOFTWARE

Costs associated with research activities are recognised as an expense as incurred. Development costs that are directly attributable to the design and testing of identifiable assets controlled by the Group are recognised as intangible assets when the following criteria are met:

- it is technically feasible to complete the software so that it will be available for use;
- management intends to complete the software and use or sell it;
- there is an ability to use or sell the software;
- it can be demonstrated how the software will generate probable future economic benefits;
- adequate technical, financial and other resources to complete the development and to use or sell the software are available; and
- the expenditure attributable to the software during its development can be reliably measured

合併財務報表附註

NOTES TO THE CONSOLIDATED FINANCIAL STATEMENTS

2 重要會計政策摘要(續)

2.9 無形資產(續)

(c) 軟件(續)

可資本化成為軟件一部分的直接歸屬成本包括員工成本和相關生產費用的適當部分。

資本化開發成本入賬為無形資產，並從資產可供使用時起攤銷。

軟件成本根據技術陳舊程度按估計可使用年期以直線法攤銷。

不符合上述標準的研發支出在發生時確認為費用。以前確認為費用的開發成本在以後期間不確認為資產。

2 SUMMARY OF SIGNIFICANT ACCOUNTING POLICIES (CONTINUED)

2.9 INTANGIBLE ASSETS (CONTINUED)

(c) SOFTWARE (CONTINUED)

Directly attributable costs that are capitalised as part of the software include employee costs and an appropriate portion of relevant overheads.

Capitalised development costs are recorded as intangible assets and amortised from the point at which the asset is ready for use.

Software costs are amortised by straight-line method over their useful lives estimated based on technical obsolescence.

Research expenditure and development expenditure that do not meet the criteria above are recognised as an expense as incurred. Development costs previously recognised as an expense are not recognised as an asset in a subsequent period.

合併財務報表附註

NOTES TO THE CONSOLIDATED FINANCIAL STATEMENTS

2 重要會計政策摘要 (續)

2.9 無形資產 (續)

(d) 客戶關係

客戶關係乃作為業務組合的一部分而收購。其於收購日期按公允價值確認，其後根據客戶損耗估計的估計可使用年期以直線法攤銷。

(e) 攤銷方法及時間

本集團採用直線法在下列期間內攤銷使用壽命有限的無形資產：

商標
Trademarks
軟件
Software
客戶關係
Customer relationship

2 SUMMARY OF SIGNIFICANT ACCOUNTING POLICIES (CONTINUED)

2.9 INTANGIBLE ASSETS (CONTINUED)

(d) CUSTOMER RELATIONSHIP

The customer relationship were acquired as part of a business combination. They are recognised at their fair value at the date of acquisition and are subsequently amortised by straight-line method over their estimated useful lives estimated based on customer attrition.

(e) AMORTISATION METHODS AND PERIODS

The Group amortises intangible assets with a limited useful life using the straight-line method over the following periods:

10年
10 years
3-10年
3-10 years
6年
6 years

合併財務報表附註

NOTES TO THE CONSOLIDATED FINANCIAL STATEMENTS

2 重要會計政策摘要(續)

2.10 非金融資產減值

商譽及未有確定使用年限的無形資產毋需攤銷，並每年進行減值測試，或倘若事件或情況有變反映可能已出現減值，則更頻繁地進行測試。其他資產則於事件或變動使賬面金額可能不能收回時進行減值測試。資產之賬面值超出可收回金額之差額確認為減值虧損。可收回金額以資產的公允價值扣除出售成本及使用價值兩者之較高者為準。為評估減值，資產按其可單獨識別的現金流入的最低層次分組，其大部分獨立於其他資產或資產組(現金產生單位)的現金流入。出現減值之非金融資產(不包括商譽)乃於各報告期末就減值撥回的可能性進行審閱。

2.11 投資及其他金融資產

(a) 分類

本集團將其金融資產分類為下列計量類別：

- 其後按公允價值計量(透過其他綜合收益或透過損益列賬)；及
- 將按攤銷成本計量。

2 SUMMARY OF SIGNIFICANT ACCOUNTING POLICIES (CONTINUED)

2.10 IMPAIRMENT OF NON-FINANCIAL ASSETS

Goodwill and intangible assets that have an indefinite useful life are not subject to amortisation and are tested annually for impairment, or more frequently if events or changes in circumstances indicate that they might be impaired. Other assets are tested for impairment whenever events or changes in circumstances indicate that the carrying amount may not be recoverable. An impairment loss is recognised for the amount by which the asset's carrying amount exceeds its recoverable amount. The recoverable amount is the higher of an asset's fair value less costs of disposal and value in use. For the purposes of assessing impairment, assets are grouped at the lowest levels for which there are separately identifiable cash inflows which are largely independent of the cash inflows from other assets or groups of assets (cash-generating units). Non-financial assets other than goodwill that suffered an impairment are reviewed for possible reversal of the impairment at the end of each reporting period.

2.11 INVESTMENTS AND OTHER FINANCIAL ASSETS

(a) CLASSIFICATION

The Group classifies its financial assets in the following measurement categories:

- those to be measured subsequently at fair value (either through other comprehensive income or through profit or loss); and
- those to be measured at amortised cost.

合併財務報表附註

NOTES TO THE CONSOLIDATED FINANCIAL STATEMENTS

2 重要會計政策摘要 (續)

2.11 投資及其他金融資產 (續)

(a) 分類 (續)

分類視乎實體管理金融資產的業務模式及現金流量的合同條款而定。

以公允價值計量且其變動計入其他綜合收益的金融資產包括並非持作買賣的股權證券且本集團及本公司於初始確認時不可撤銷地選擇於該類別確認的股權證券，其為戰略性投資，且本集團及本公司視該分類屬更為相關。

以公允價值計量且其變動計入損益的金融資產包括不符合按上述攤銷成本或以公允價值計量且其變動計入其他綜合收益的債務投資。

就以公允價值計量的資產而言，其收益及虧損於損益或其他綜合收益列賬。對於並非持作買賣的權益工具投資，則取決於本集團是否於初始確認時不可撤銷地選擇將權益投資透過以公允價值計量且其變動計入其他綜合收益的列賬計量。

僅當管理該等資產的業務模式有變，本集團方會重新分類債務投資。

2 SUMMARY OF SIGNIFICANT ACCOUNTING POLICIES (CONTINUED)

2.11 INVESTMENTS AND OTHER FINANCIAL ASSETS (CONTINUED)

(a) CLASSIFICATION (CONTINUED)

The classification depends on the entity's business model for managing the financial assets and the contractual terms of the cash flows.

Financial assets at FVOCI comprise equity securities which are not held for trading, and which the Group and the Company has irrevocably elected at initial recognition to recognise in this category. These are strategic investments and the Group and the Company considers this classification to be more relevant.

Financial assets at FVTPL comprise debt investments that do not qualify for measurement at either amortised cost above or FVOCI.

For assets measured at fair value, gains and losses will either be recorded in profit or loss or other comprehensive income. For investments in equity instruments that are not held for trading, this will depend on whether the Group has made an irrevocable election at the time of initial recognition to account for the equity investment at FVOCI.

The Group reclassifies debt investments when and only when its business model for managing those assets changes.

合併財務報表附註

NOTES TO THE CONSOLIDATED FINANCIAL STATEMENTS

2 重要會計政策摘要(續)

2.11 投資及其他金融資產(續)

(b) 確認及終止確認

所有常規買賣的金融資產均於交易日(即本集團承諾購買或出售該資產當日)確認。當收取金融資產現金流量的權利已屆滿或轉讓,而本集團已將金融資產擁有權的絕大部分風險及回報轉移時,即終止確認金融資產。

(c) 計量

本集團按金融資產的公允價值作初步確認,倘若並非為以公允價值計量且其變動計入損益之金融資產,則為公允價值加上直接歸屬於購入金融資產交易成本。以公允價值計量且其變動計入損益之金融資產的交易成本於合併損益表中列示為費用。

釐定現金流量是否純粹為支付本金及利息時,對附帶嵌入式衍生工具的金融資產進行整體考慮。

2 SUMMARY OF SIGNIFICANT ACCOUNTING POLICIES (CONTINUED)

2.11 INVESTMENTS AND OTHER FINANCIAL ASSETS (CONTINUED)

(b) RECOGNITION AND DERECOGNITION

Regular way purchases and sales of financial assets are recognised on trade-date, which is the date on which the Group commits to purchase or sell the asset. Financial assets are derecognised when the rights to receive cash flows from the financial assets have expired or have been transferred and the Group has transferred substantially all the risks and rewards of ownership.

(c) MEASUREMENT

At initial recognition, the Group measures a financial asset at its fair value plus, in the case of a financial asset not at FVTPL, transaction costs that are directly attributable to the acquisition of the financial asset. Transaction costs of financial assets carried at FVTPL are expensed in the consolidated statement of profit or loss.

Financial assets with embedded derivatives are considered in their entirety when determining whether their cash flows are solely payment of principal and interest.

合併財務報表附註

NOTES TO THE CONSOLIDATED FINANCIAL STATEMENTS

2 重要會計政策摘要(續)

2.11 投資及其他金融資產(續)

(c) 計量(續)

債務工具

債務工具的後續計量取決於本集團管理資產的業務模式及資產現金流量的特徵。本集團將債務工具分為三個計量類別：

攤銷成本：就持作收取合同現金流量的資產而言，倘若該等現金流量純粹為支付本金及利息，則按攤銷成本計量。來自該等金融資產的利息收入屬於使用實際利率法計入財務收入。取消確認所產生的任何收益或虧損直接於損益內確認，連同匯兌收益及虧損呈列為「其他收益淨額」。

以公允價值計量且其變動計入其他綜合收益的金融資產：為收取合同現金流量及出售金融資產而持有的資產，倘其現金流量僅代表支付本金及利息，則通過以公允價值計量且其變動計入其他綜合收益的方式計量。賬面價值的變動計入其他綜合收益，惟減值損益、利息收入及於損益中確認的外匯損益除外。當金融資產終止確認時，先前在其他綜合收益中確認的累計損益從權益重新分類至損益，並呈列為「其他收益淨額」。該等金融資產的利息收入採用實際利率法計入財務收入。

2 SUMMARY OF SIGNIFICANT ACCOUNTING POLICIES (CONTINUED)

2.11 INVESTMENTS AND OTHER FINANCIAL ASSETS (CONTINUED)

(c) MEASUREMENT (CONTINUED)

DEBT INSTRUMENTS

Subsequent measurement of debt instruments depends on the Group's business model for managing the asset and the cash flow characteristics of the asset. There are three measurement categories into which the Group classifies its debt instruments:

Amortised cost: Assets that are held for collection of contractual cash flows where those cash flows represent solely payments of principal and interest are measured at amortised cost. Interest income from these financial assets is included in finance income using the effective interest rate method. Any gain or loss arising on de-recognition is recognised directly in profit or loss and presented in "other gains, net" together with foreign exchange gains and losses.

Financial asset at FVOCI: Assets that are held for collection of contractual cash flows and for selling the financial assets, where the assets' cash flows represent solely payments of principal and interest, are measured at FVOCI. Movements in the carrying amount are taken through other comprehensive income, except for the recognition of impairment gains or losses, interest income and foreign exchange gains and losses which are recognised in profit or loss. When the financial asset is derecognised, the cumulative gain or loss previously recognised in other comprehensive income is reclassified from equity to profit or loss and recognised in "other gains, net". Interest income from these financial assets is included in finance income using the effective interest rate method.

合併財務報表附註

NOTES TO THE CONSOLIDATED FINANCIAL STATEMENTS

2 重要會計政策摘要(續)

2.11 投資及其他金融資產(續)

(c) 計量(續)

債務工具(續)

以公允價值計量且其變動計入損益的金融資產：不符合以攤銷成本或以公允價值計量且其變動計入其他綜合收益的標準的資產，以公允價值計量且其變動計入損益的方式計量。後續通過以公允價值計量且其變動計入損益的方式計量的債務投資相關收益或損失於損益中確認，在當期呈列為其他虧損淨額。

權益工具

本集團其後按公允價值計量所有權益投資。倘本集團管理層選擇於其他綜合收益呈列權益投資的公允價值收益及虧損，則公允價值收益及虧損不會於有關投資終止確認後重新分類至損益。當本集團確立收款權利時，該等投資的股息將繼續於損益內確認為其他收益。

以公允價值計量且其變動計入損益之金融資產的公允價值變動於合併損益表內確認為其他收益淨額。以公允價值計量且其變動計入其他綜合收益的股權投資的減值虧損(及減值虧損回撥)不會獨立於其他公允價值變動單獨列報。

2 SUMMARY OF SIGNIFICANT ACCOUNTING POLICIES (CONTINUED)

2.11 INVESTMENTS AND OTHER FINANCIAL ASSETS (CONTINUED)

(c) MEASUREMENT (CONTINUED)

DEBT INSTRUMENTS (CONTINUED)

Financial asset at FVTPL: Assets that do not meet the criteria for amortised cost or FVOCI are measured at FVTPL. A gain or loss on a debt investment that is subsequently measured at FVTPL is recognised in profit or loss and presented net within other losses, net in the period in which it arises.

EQUITY INSTRUMENTS

The Group subsequently measures all equity investments at fair value. Where the Group's management has elected to present fair value gains and losses on equity investments in other comprehensive income, there is no subsequent reclassification of fair value gains and losses to profit or loss following the de-recognition of the investment. Dividends from such investments continue to be recognised in profit or loss as other income when the Group's right to receive payments is established.

Changes in the fair value of financial assets at FVTPL are recognised in other gains, net in the consolidated statement of profit or loss as applicable. Impairment losses (and reversal of impairment losses) on equity investments measured at FVOCI are not reported separately from other changes in fair value.

合併財務報表附註

NOTES TO THE CONSOLIDATED FINANCIAL STATEMENTS

2 重要會計政策摘要(續)

2.11 投資及其他金融資產(續)

(d) 減值

本集團按持續經營基準評估按攤銷成本計量之債務工具相關的預期信貸虧損(「預期信貸虧損」)。所應用的減值方法取決於信貸風險有否顯著增加。

就貿易應收款項而言，本集團應用香港財務報告準則第9號允許的簡化方式，其規定自首次確認應收款項起確認預期全期虧損。進一步詳情見附註3.1(b)及附註24。

2.12 抵銷金融工具

當本集團有法定可執行權力可抵銷已確認金額，並有意按淨額基準結算或同時變現資產及結算負債時，金融資產與負債可互相抵銷，並在合併財務狀況表內報告其淨額。該法定可執行權力不可以取決於未來事情及必須於日常業務及於集團實體或交易對手違約、無力償債或破產時執行。

2 SUMMARY OF SIGNIFICANT ACCOUNTING POLICIES (CONTINUED)

2.11 INVESTMENTS AND OTHER FINANCIAL ASSETS (CONTINUED)

(d) IMPAIRMENT

The Group assesses on a forward looking basis the expected credit losses (“ECL”) associated with its debt instruments carried at amortised cost. The impairment methodology applied depends on whether there has been a significant increase in credit risk.

For trade receivables, the Group applies the simplified approach permitted by HKFRS 9, which requires expected lifetime losses to be recognised from initial recognition of the receivables. See Note 3.1 (b) and Note 24 for further details.

2.12 OFFSETTING FINANCIAL INSTRUMENTS

Financial assets and liabilities are offset and the net amount is reported in the consolidated statement of financial position when the Group has a legally enforceable right to offset the recognised amounts and there is an intention to settle on a net basis or realise the asset and settle the liability simultaneously. The legally enforceable right must not be contingent on future events and must be enforceable in the normal course of business and in the event of default, insolvency or bankruptcy of the group entities or the counterparty.

合併財務報表附註

NOTES TO THE CONSOLIDATED FINANCIAL STATEMENTS

2 重要會計政策摘要(續)

2.13 生物資產

生物資產包括於農場採收前的新鮮水果，由於採收期短，故分類為流動資產。

生物資產按公允價值減去銷售成本計量，有關釐定公允價值的更多信息見附註3.3。

銷售成本包括增量銷售成本，包括拍賣師的費用、支付給經紀人和交易商的佣金以及估計的市場運輸成本，但不包括財務成本和所得稅。

果樹是承載植物，因此作為財產、廠房及設備列報和核算(附註2.7)。然而，生長在樹上的新鮮水果實採收之前被視為生物資產。採收的新鮮水果果實以採收時公允價值減去出售的成本轉入存貨。

採收前的新鮮水果果實的公允價值變動在合併損益表中確認。

農業成本(如化肥、殺蟲劑及勞動力成本)資本化為生物資產。

2 SUMMARY OF SIGNIFICANT ACCOUNTING POLICIES (CONTINUED)

2.13 BIOLOGICAL ASSETS

Biological assets comprise fresh fruits before harvested in farms and are classified as current assets due to short harvesting period.

Biological assets are measured at fair value less cost to sell, see Note 3.3 for further information on determining the fair value.

Costs to sell include the incremental selling costs, including auctioneers' fees, commission paid to brokers and dealers and estimated costs of transport to the market but excludes finance costs and income taxes.

The fruit trees are bearer plants and are therefore presented and accounted for as property, plant and equipment (Note 2.7). However, the fresh fruit bunches growing on the trees is accounted for as biological assets until the point of harvest. Harvested fresh fruit bunches are transferred to inventory at fair value less costs to sell when harvested.

Changes in fair value of fresh fruit bunches on trees are recognised in the consolidated statement of profit or loss.

Farming costs such as fertilisers, pesticides and labour costs are capitalised in biological assets.

合併財務報表附註

NOTES TO THE CONSOLIDATED FINANCIAL STATEMENTS

2 重要會計政策摘要 (續)

2.14 存貨

存貨按成本與可變現淨值之較低者列賬。使用先進先出(FIFO)方法確定成本。成本包括採購成本、轉換成本和將存貨運送至目前地點及狀況所產生的其他成本。購入存貨的成本乃經扣除回扣及折扣後確定。可變現淨值是指在一般業務過程中的估計售價減去適用的銷售費用。

2.15 貿易和其他應收款項

貿易應收款項指就於一般業務過程中出售貨品或提供服務而應收客戶之款項。

貿易和其他應收款項初始按無條件代價金額確認，惟倘其包含重大融資部分，則按公允價值確認。本集團持有貿易和其他應收款項的目的是收取合同現金流量，因此其後使用實際利率法按攤銷成本計量。

2.16 現金及現金等價物

就於合併現金流量表呈列而言，現金及現金等價物包括手頭現金、隨時可用於提取之金融機構存款、其他短期、高流通性投資(原到期日為三個月或以下，可即時轉換為已知金額現金且面臨的價值變動風險並不重大)以及銀行透支。

2 SUMMARY OF SIGNIFICANT ACCOUNTING POLICIES (CONTINUED)

2.14 INVENTORIES

Inventories are stated at the lower of cost and net realisable value. Cost is determined using the first-in, first-out (FIFO) method. The cost comprises costs of purchase, costs of conversion and other costs incurred in bringing the inventories to their present location and condition. Costs of purchased inventory are determined after deducting rebates and discounts. Net realisable value is the estimated selling price in the ordinary course of business, less applicable selling expenses.

2.15 TRADE AND OTHER RECEIVABLES

Trade receivables are amounts due from customers for goods sold or services performed in the ordinary course of business.

Trade and other receivables are recognised initially at the amount of consideration that is unconditional unless they contain significant financing components, when they are recognised at fair value. The Group holds the trade and other receivables with the objective of collecting the contractual cash flows and therefore measures them subsequently at amortised cost using the effective interest method.

2.16 CASH AND CASH EQUIVALENTS

For the purpose of presentation in the consolidated statement of cash flows, cash and cash equivalents includes cash on hand, deposits held at call with financial institutions, other short-term, highly liquid investments with original maturities of three months or less that are readily convertible to known amounts of cash and which are subject to an insignificant risk of changes in value, and bank overdrafts.

合併財務報表附註

NOTES TO THE CONSOLIDATED FINANCIAL STATEMENTS

2 重要會計政策摘要(續)

2.17 股本

實繳股本／普通股分類為權益。發行新股或購股權應佔直接新增成本，於權益中列作所得款項之扣減(扣除稅項)。

2.18 貿易及其他應付款項

該等金額指於財政年度結束前提供予本集團之商品及服務之未付款產生的負債。該等金額為無抵押。貿易及其他應付款項列示為流動負債，除非付款並非於報告日期起計十二個月內到期。有關款項以初始公允價值確認，其後採用實際利率法按攤銷成本計量。

2.19 借款

借款初始按公允價值扣除所產生交易成本後確認。借款其後按攤銷成本計量。所得款項(扣除交易成本)與贖回金額的差額於借款期間使用實際利率法在損益中確認。就設立貸款融資所支付的費用，於可能提取若干或所有融資時確認為貸款的交易成本。於此情況下，該費用會遞延至提取融資為止。倘若並無證據顯示可能提取若干或所有融資，則該費用會撥充資本，列作流動資金服務的預付款項，並於其融資相關期間攤銷。

2 SUMMARY OF SIGNIFICANT ACCOUNTING POLICIES (CONTINUED)

2.17 SHARE CAPITAL

Paid-in capital/ordinary shares are classified as equity. Incremental costs directly attributable to the issue of new shares or options are shown in equity as a deduction, net of tax, from the proceeds.

2.18 TRADE AND OTHER PAYABLES

These amounts represent liabilities for goods and services provided to the Group prior to the end of financial year which are unpaid. The amounts are unsecured. Trade and other payables are presented as current liabilities unless payment is not due within 12 months after the reporting period. They are recognised initially at their fair value and subsequently measured at amortised cost using the effective interest method.

2.19 BORROWINGS

Borrowings are initially recognised at fair value, net of transaction costs incurred. Borrowings are subsequently measured at amortised cost. Any difference between the proceeds (net of transaction costs) and the redemption amount is recognised in profit or loss over the period of the borrowings using the effective interest method. Fees paid on the establishment of loan facilities are recognised as transaction costs of the loan to the extent that it is probable that some or all of the facility will be drawn down. In this case, the fee is deferred until the draw down occurs. To the extent there is no evidence that it is probable that some or all of the facility will be drawn down, the fee is capitalised as a prepayment for liquidity services and amortised over the period of the facility to which it relates.

合併財務報表附註

NOTES TO THE CONSOLIDATED FINANCIAL STATEMENTS

2 重要會計政策摘要 (續)

2.19 借款 (續)

當合同中規定的責任解除、取消或屆滿時，借款自合併財務狀況表中剔除。已消除或轉讓予另一方的金融負債的賬面值與已付代價（包括已轉讓的非現金資產或所承擔的負債）之間的差額，在損益中確認為財務成本。

如果金融負債的條款被重新磋商，且實體向債權人發行權益工具以消除全部或部分負債（債轉股），則收益或虧損在損益中確認，以金融負債賬面價值與發行權益工具公允價值之間的差額計量。

借款歸類為流動負債，惟本集團擁有無條件權利將償還負債的日期遞延至報告期間後最少十二個月者則除外。

2.20 借款成本

可直接歸因於合格資產的購置、建造或生產的一般和具體借款成本在完成和準備資產以供其擬定用途或出售所需的期間內資本化。合格資產是指為達到擬定用途或出售而必須花費相當長時間的資產。

其他借款成本在其產生當年計入費用。

2 SUMMARY OF SIGNIFICANT ACCOUNTING POLICIES (CONTINUED)

2.19 BORROWINGS (CONTINUED)

Borrowings are removed from the consolidated statement of financial position when the obligation specified in the contract is discharged, cancelled or expired. The difference between the carrying amount of a financial liability that has been extinguished or transferred to another party and the consideration paid, including any non-cash assets transferred or liabilities assumed, is recognised in profit or loss as finance costs.

Where the terms of a financial liability are renegotiated and the entity issues equity instruments to a creditor to extinguish all or part of the liability (debt for equity swap), a gain or loss is recognised in profit or loss, which is measured as the difference between the carrying amount of the financial liability and the fair value of the equity instruments issued.

Borrowings are classified as current liabilities unless the Group has an unconditional right to defer settlement of the liability for at least 12 months after the reporting period.

2.20 BORROWING COSTS

General and specific borrowing costs that are directly attributable to the acquisition, construction or production of a qualifying asset are capitalised during the period of time that is required to complete and prepare the asset for its intended use or sale. Qualifying assets are assets that necessarily take a substantial period of time to get ready for their intended use or sale.

Other borrowing costs are expensed in the year in which they are incurred.

合併財務報表附註

NOTES TO THE CONSOLIDATED FINANCIAL STATEMENTS

2 重要會計政策摘要(續)

2.21 即期及遞延所得稅

年內所得稅開支或抵免指根據各司法權區的適用所得稅率按當期應課稅收入的應付稅項，經暫時性差異及未使用稅務虧損所致的遞延稅項資產及負債變動調整。

(a) 即期所得稅

即期所得稅支出根據本公司及其附屬公司運營及產生應課稅收入的國家於合併財務狀況表當日已頒佈或實質上頒佈的稅務法例計算。管理層就適用稅務法例受詮釋所規限的情況定期評估報稅表的狀況，並在適用情況下根據預期須向稅務機關支付的稅款設定撥備。

2 SUMMARY OF SIGNIFICANT ACCOUNTING POLICIES (CONTINUED)

2.21 CURRENT AND DEFERRED INCOME TAX (CONTINUED)

The income tax expense or credit for the year is the tax payable on the current period's taxable income based on the applicable income tax rate for each jurisdiction adjusted by changes in deferred tax assets and liabilities attributable to temporary differences and to unused tax losses.

(a) CURRENT INCOME TAX

The current income tax charge is calculated on the basis of the tax laws enacted or substantively enacted at the date of the consolidated statement of financial position in the countries where the Company and its subsidiaries operate and generate taxable income. Management periodically evaluates positions taken in tax returns with respect to situations in which applicable tax regulation is subject to interpretation. It establishes provisions where appropriate on the basis of amounts expected to be paid to the tax authorities.

合併財務報表附註

NOTES TO THE CONSOLIDATED FINANCIAL STATEMENTS

2 重要會計政策摘要 (續)

2.21 即期及遞延所得稅 (續)

(b) 遞延稅項

遞延稅項採用負債法就資產及負債之稅基與其於合併財務報表之賬面值兩者間之暫時性差異作出全額撥備。然而，倘遞延稅項負債產自於初始確認商譽，則不予確認。倘遞延所得稅來自在交易時不影響會計處理或應課稅損益的交易（業務合併除外）初步確認的資產或負債，則不作入賬。遞延所得稅按於報告期末已頒佈或實質頒佈並預期於相關遞延稅項資產變現或遞延所得稅負債償還時應用之稅率（及稅法）釐定。

遞延稅項資產僅於可能未來有應課稅金額可用於動用暫時性差異及虧損時確認。

倘本公司能控制回撥暫時差額之時間及該等差額很可能不會於可見將來回撥，則不會就海外業務投資之賬面值及稅基之間之暫時差額確認遞延稅項負債及資產。

2 SUMMARY OF SIGNIFICANT ACCOUNTING POLICIES (CONTINUED)

2.21 CURRENT AND DEFERRED INCOME TAX (CONTINUED)

(b) DEFERRED TAX

Deferred tax is provided in full, using the liability method, on temporary differences arising between the tax bases of assets and liabilities and their carrying amounts in the consolidated financial statements. However, deferred tax liabilities are not recognised if they arise from the initial recognition of goodwill. Deferred income tax is also not accounted for if it arises from initial recognition of an asset or liability in a transaction other than a business combination that at the time of the transaction affects neither accounting nor taxable profit or loss. Deferred tax is determined using tax rates (and laws) that have been enacted or substantially enacted by the end of the reporting period and are expected to apply when the related deferred tax asset is realised or the deferred income tax liability is settled.

Deferred tax assets are recognised only if it is probable that future taxable amounts will be available to utilise those temporary differences and losses.

Deferred tax liabilities and assets are not recognised for temporary differences between the carrying amount and tax bases of investments in foreign operations where the company is able to control the timing of the reversal of the temporary differences and it is probable that the differences will not reverse in the foreseeable future.

合併財務報表附註

NOTES TO THE CONSOLIDATED FINANCIAL STATEMENTS

2 重要會計政策摘要(續)

2.21 即期及遞延所得稅(續)

(b) 遞延稅項(續)

本集團視租賃為單一交易，交易於開始時產生同等的應課稅及可扣除的暫時差額。初始確認豁免確認遞延稅項資產及負債不適用。可能有應課稅利潤可用來抵銷可扣除的暫時差額。本集團就可扣除及應課稅的暫時差額分別確認遞延稅項資產及遞延稅項負債。

當有依法可強制執行的權利以抵銷即期稅項資產及負債，而遞延稅項結餘與同一稅務機關有關時，遞延稅項資產及負債互相抵銷。當實體擁有依法可強制執行抵銷的權利，並有意按淨額基準結算或同時變現資產及結算負債時，即期稅項資產及稅項負債互相抵銷。

即期及遞延稅項於合併損益表內確認，惟其與於其他綜合收益或直接於權益確認的項目有關者除外。於此情況下，稅項亦分別於其他綜合收益或直接於權益中確認。

2 SUMMARY OF SIGNIFICANT ACCOUNTING POLICIES (CONTINUED)

2.21 CURRENT AND DEFERRED INCOME TAX (CONTINUED)

(b) DEFERRED TAX (CONTINUED)

The Group considers the lease as a single transaction in which the transaction give rise to equal taxable and deductible temporary differences at inception. The initial recognition exemption from recognising a deferred tax asset and liability does not apply. It is probable that taxable profit will be available against which the deductible temporary difference can be utilised. The Group recognises a deferred tax asset and a deferred tax liability respectively for the deductible and taxable temporary differences.

Deferred tax assets and liabilities are offset when there is a legally enforceable right to offset current tax assets and liabilities and when the deferred tax balances relate to the same taxation authority. Current tax assets and tax liabilities are offset where the entity has a legally enforceable right to offset and intends either to settle on a net basis, or to realise the asset and settle the liability simultaneously.

Current and deferred tax is recognised in the consolidated statement of profit or loss, except to the extent that it relates to items recognised in other comprehensive income or directly in equity. In this case, the tax is also recognised in other comprehensive income or directly in equity, respectively.

合併財務報表附註

NOTES TO THE CONSOLIDATED FINANCIAL STATEMENTS

2 重要會計政策摘要 (續)

2.21 即期及遞延所得稅 (續)

(c) 投資補貼及類似稅收優惠

本集團內的公司可能有權就投資於符合條件的資產或與符合條件的支出有關的投資申請特別稅收抵免。本集團將此類免稅額計入稅收抵免，這意味著免稅額減少了應繳所得稅及當期稅收費用。遞延稅項資產確認為作為遞延稅項資產結轉的未認領的稅收抵免。

2.22 僱員福利

(a) 僱員假期權利

僱員享有的年假乃於其提供予僱員時確認。已就因僱員提供服務直至合併財務狀況表日期產生的年假的估計負債計提撥備。

僱員享有病假及產假的權利於請假時方予以確認。

2 SUMMARY OF SIGNIFICANT ACCOUNTING POLICIES (CONTINUED)

2.21 CURRENT AND DEFERRED INCOME TAX (CONTINUED)

(c) INVESTMENT ALLOWANCES AND SIMILAR TAX INCENTIVES

Companies within the Group may be entitled to claim special tax deductions for investments in qualifying assets or in relation to qualifying expenditure. The Group accounts for such allowances as tax credits, which means that the allowance reduces income tax payable and current tax expense. A deferred tax asset is recognised for unclaimed tax credits that are carried forward as deferred tax assets.

2.22 EMPLOYEE BENEFITS

(a) EMPLOYEE LEAVE ENTITLEMENTS

Employee entitlements to annual leave are recognised when they accrue to employees. A provision is made for the estimated liability for annual leave as a result of services rendered by employees up to the date of consolidated statement of financial position.

Employee entitlements to sick leave and maternity leave are not recognised until the time of leave.

合併財務報表附註

NOTES TO THE CONSOLIDATED FINANCIAL STATEMENTS

2 重要會計政策摘要(續)

2.22 僱員福利(續)

(b) 退休金責任

根據中國的規則及規例，本集團在中國的僱員參加由中國有關市政府和省級政府組織的多項界定供款退休福利計劃，據此，本集團及在中國的僱員須每月按僱員工資的百分比計算向該等計劃供款。

市政府及省級政府承諾承擔根據上述計劃應付的所有現有及以後退休中國僱員的退休福利義務。

除每月供款外，本集團對支付其僱員的退休及其他退休後福利並無進一步責任。該等計劃的資產由省級政府管理的獨立管理基金持有，與本集團的資產分開持有。

(c) 獎金計劃

本集團於彼等有合同責任或過往慣例產生推定責任時就獎金確認一項負債及費用。

2 SUMMARY OF SIGNIFICANT ACCOUNTING POLICIES (CONTINUED)

2.22 EMPLOYEE BENEFITS (CONTINUED)

(b) PENSION OBLIGATIONS

In accordance with the rules and regulations in the PRC, the PRC based employees of the Group participate in various defined contribution retirement benefit plans organised by the relevant municipal and provincial governments in the PRC under which the Group and the PRC based employees are required to make monthly contributions to these plans calculated as a percentage of the employees' salaries.

The municipal and provincial governments undertake to assume the retirement benefit obligations of all existing and future retired PRC based employees payable under the plans described above.

Other than the monthly contributions, the Group has no further obligation for the payment of retirement and other post retirement benefits of its employees. The assets of these plans are held separately from those of the Group in independently administrated funds managed by the provincial governments.

(c) BONUS PLANS

The Group recognises a liability and an expense for bonuses where they are contractually obliged or where there was a past practice that has created a constructive obligation.

合併財務報表附註

NOTES TO THE CONSOLIDATED FINANCIAL STATEMENTS

2 重要會計政策摘要(續)

2.23 以股份為基礎的付款

以股份為基礎的薪酬福利透過僱員購股權計劃及僱員持股計劃、行政人員短期福利計劃及股份增值向僱員提供。本公司向僱員授出的資本於授出日期即時歸屬。於該日，資本獎勵的市值確認為僱員福利開支，即權益相應增加。

2.24 撥備

於本集團因過去事件而有現時法律或推定責任，而須履行責任時有可能導致資源流出，且金額能夠可靠地估計時，予以確認法律索償及妥善履行責任的撥備。概不就未來經營虧損確認撥備。

倘有多項類似責任，履行責任導致資源流出的可能性乃透過考慮整體責任類別釐定。即便在同一責任類別內任何一個項目相關資源的流出可能性可能屬於輕微，亦須確認撥備。

撥備乃按於報告期末結算現時責任所需之管理層最佳預計開支的現值計量。使用作釐定現值的貼現率為稅前貼現率，其能反映對貨幣時間價值及負債特定風險的現時市場評估。隨著時間流逝增加的撥備乃確認為利息開支。

2 SUMMARY OF SIGNIFICANT ACCOUNTING POLICIES (CONTINUED)

2.23 SHARE-BASED PAYMENTS

Share-based compensations benefits are provided to employees via the Employee Option Plan and an employee share scheme, the executive short-term incentive scheme and share appreciation. Capital awarded by the Company to employees were vested immediately on grant date. On this date, the market value of the capital award was recognised as an employee benefits expense was a corresponding increase in equity.

2.24 PROVISIONS

Provisions for legal claims and make good obligations are recognised when the Group has a present legal or constructive obligation as a result of past events, it is probable that an outflow of resources will be required to settle the obligation and the amount can be reliably estimated. Provisions are not recognised for future operating losses.

Where there are a number of similar obligations, the likelihood that an outflow will be required in settlement is determined by considering the class of obligations as a whole. A provision is recognised even if the likelihood of an outflow with respect to any one item included in the same class of obligations may be small.

Provisions are measured at the present value of management's best estimate of the expenditure required to settle the present obligation at the end of the reporting period. The discount rate used to determine the present value is a pre-tax rate that reflects current market assessments of the time value of money and the risks specific to the liability. The increase in the provision due to the passage of time is recognised as interest expense.

合併財務報表附註

NOTES TO THE CONSOLIDATED FINANCIAL STATEMENTS

2 重要會計政策摘要(續)

2.25 收入確認

收入於產品或服務控制權向客戶轉移時予以確認。根據合同條款及合同應用的法規，產品或服務控制權可隨時間推移轉移或於某一時間點轉移。

當通過將承諾產品或服務的控制權按反映獲取該等產品或服務預期應收代價的金額轉移予客戶以履行責任時，收入予以確認。

管理層於合同起始時進行評估，以識別向客戶轉讓不同產品或服務(或產品或服務組合)的各承諾的責任履行。為識別責任履行情況，視乎其慣常業務慣例、已頒佈政策或具體聲明，本集團考慮與客戶簽訂的合同中所有承諾的所有產品及服務。

倘本集團履行情況符合以下，則產品或服務控制權隨時間推移而轉移：

- 提供客戶同時收到且消耗的所有利益；
- 隨本集團履約創建或增強客戶控制的資產；或
- 並無創建對本集團具有替代用途的資產，並且本集團對迄今為止履行的情況具有可強制執行付款權。

2 SUMMARY OF SIGNIFICANT ACCOUNTING POLICIES (CONTINUED)

2.25 REVENUE RECOGNITION

Revenue is recognised when or as the control of the goods or service is transferred to the customer. Depending on the terms of the contract and the laws that apply to the contract, control of the goods or services may be transferred over time or at a point in time.

Revenue is recognised when a performance obligation is satisfied by transferring control of the promised products or services to a customer in an amount that reflects the consideration expected to be collected in exchange for those products or services.

Management performs assessment at contract inception to identify performance obligations for each promise to transfer to the customer a product or a service (or bundle of products or services) that is distinct. To identify the performance obligations, the Group considers all the products and services promised in the contract with the customer based on the Group's customary business practices, published policies, or specific statements.

Control of the goods or service is transferred over time if the Group's performance:

- Provides all of the benefits received and consumed simultaneously by the customer;
- Creates or enhances an asset that the customer controls as the Group performs; or
- Does not create an asset with an alternative use to the Group and the Group has an enforceable right to payment for performance completed to date.

合併財務報表附註

NOTES TO THE CONSOLIDATED FINANCIAL STATEMENTS

2 重要會計政策摘要 (續)

2.25 收入確認 (續)

倘產品或服務控制權隨時間推移而轉移，收入會在該時間段內經參考完成履約責任之進度予以確認。否則，收入於客戶獲得該產品或服務控制權時這一時間點確認。

(A) 經營加盟及自營零售網絡

本集團通過其加盟零售網絡，與加盟商及區域代理以及其自營零售門店緊密合作，專門從事新鮮水果及其他食品零售業務。區域代理通過向本集團推薦加盟商，並向加盟商提供支持從本集團獲得獨家授權以於特定區域發展本集團的特許經營業務。加盟商將經營其自身的零售門店，銷售水果及其他食品。

本集團亦經營多家自營零售門店。

2 SUMMARY OF SIGNIFICANT ACCOUNTING POLICIES (CONTINUED)

2.25 REVENUE RECOGNITION (CONTINUED)

If control of the goods or service transfers over time, revenue is recognised over the period by reference to the progress towards complete satisfaction of that performance obligation. Otherwise, revenue is recognised at a point in time when the customer obtains control of the goods or service.

(A) OPERATION OF FRANCHISED AND SELF-OWNED RETAIL NETWORK

The Group is specialised in fresh fruit and other food products retailing business through both franchised retail network, with close collaboration with franchisees and regional dealers, and its self-owned retail stores. Regional dealers obtain an exclusive license from the Group to develop the Group's franchise business in a designated region by referring franchisees to the Group and offer support to the franchisees. Franchisees would operate their own retail stores for selling the fruit and other food products.

The Group also operates several self-owned retail stores.

合併財務報表附註

NOTES TO THE CONSOLIDATED FINANCIAL STATEMENTS

2 重要會計政策摘要(續)

2.25 收入確認(續)

(A) 經營加盟及自營零售網絡(續)

本集團通過向區域代理和加盟商出售水果和其他食品產生收入，而區域代理通過向本集團推薦加盟商，並向加盟商提供支持，從本集團取得在特定區域發展本集團特許經營業務的獨家授權，詳情於下文列示：

(I) 特許權使用費及特許經營收入

加盟商

本集團與所有加盟商(包括區域代理推薦的加盟商)訂立特許經營協議。特許經營協議賦予加盟商使用本集團品牌及相關知識產權(「特許經營權」)的權利。根據特許經營協議，加盟商在簽訂特許經營協議時支付不可退還的初始費用，以及每月支付特許權使用費及其他服務費。特許經營協議的初始期限一般為五年。在雙方同意的前提下，加盟商可在特許經營協議到期後續訂協議，而無需支付初始費用。

2 SUMMARY OF SIGNIFICANT ACCOUNTING POLICIES (CONTINUED)

2.25 REVENUE RECOGNITION (CONTINUED)

(A) OPERATION OF FRANCHISED AND SELF-OWNED RETAIL NETWORK (CONTINUED)

The Group generates revenue by selling fruits and other food products to regional dealers and franchisees and regional dealers obtain an exclusive license from the Group to develop the Group's franchise business in a designated region by referring franchisees to the Group and offer support to the franchisees, which detail is set out below.

(I) ROYALTY AND FRANCHISING INCOME

Franchisees

The Group enters into franchise agreements with all franchisees, including those referred by regional dealers. Franchise agreements entitle the franchisees to access the brand of the Group and associated intellectual property (the "franchise right"). Under the franchise agreements, franchisees pay a non-refundable initial fee upon entering into franchise agreements, and monthly royalty and other service fees. The initial term of franchise agreements is typically 5 years. Subject to mutual agreement, a franchisee may renew the franchise agreement upon its expiration with no initial fees.

合併財務報表附註

NOTES TO THE CONSOLIDATED FINANCIAL STATEMENTS

2 重要會計政策摘要(續)

2.25 收入確認(續)

(A) 經營加盟及自營零售網絡(續)

(I) 特許權使用費及特許經營收入(續)

加盟商(續)

特許權使用費佔月費的較大部分，並根據預先釐定的累進費率按各加盟商門店毛利的適用百分比計算。特許權使用費及其他費用一般按月開具發票並進行結算。根據目前與加盟商的結算安排，本集團代加盟商收取所有門店的銷售款項，並在每個日曆月末，於扣除加盟商的貸款還款及購買金額後進行結算。本集團根據香港財務報告準則第15號應用「以銷售為基礎的特許權使用費」以於向終端客戶銷售時確認特許權使用費。

2 SUMMARY OF SIGNIFICANT ACCOUNTING POLICIES (CONTINUED)

2.25 REVENUE RECOGNITION (CONTINUED)

(A) OPERATION OF FRANCHISED AND SELF-OWNED RETAIL NETWORK (CONTINUED)

(I) ROYALTY AND FRANCHISING INCOME (CONTINUED)

Franchisees (continued)

The royalty fee represents the majority of the monthly fee and is determined based on a predetermined progressive rate as a percentage of the applicable franchisee's stores gross profits. Royalties and other fees are generally invoiced and settled on a monthly basis. Under the current settlement arrangements with franchisees, the Group collect all the store sales proceeds on behalf of the franchisees and settles at the end of each calendar month, after deducting the loan repayment and purchase amounts from franchisees. The Group applies "sales-based royalty" under HKFRS 15 to recognise the royalty fees when the sales to end customers occurred.

合併財務報表附註

NOTES TO THE CONSOLIDATED FINANCIAL STATEMENTS

2 重要會計政策摘要(續)

2.25 收入確認(續)

(A) 經營加盟及自營零售網絡(續)

(I) 特許權使用費及特許經營收入(續)

加盟商(續)

本集團的特許經營協議亦包括若干初始特許經營權費用。初始特許經營權費用指向加盟商提供的開業前支援服務，包括市場及地點分析以及若干顧問服務(例如牌照申請、一般管理培訓及開業前市場推廣等)收取費用。由於該等服務與特許經營權高度相關，與向加盟商提供的持續牌照安排密不可分。因此，初始特許經營權費用於預期特許經營期內以直線法基準確認，於加盟商取特許經營權同時確認。

合同負債是指本集團有義務將承諾產品或服務轉讓予客戶，本集團已自該客戶收到代價(或到期的代價)。未確認的初始特許經營權費用於合併財務狀況表確認為合同負債。

2 SUMMARY OF SIGNIFICANT ACCOUNTING POLICIES (CONTINUED)

2.25 REVENUE RECOGNITION (CONTINUED)

(A) OPERATION OF FRANCHISED AND SELF-OWNED RETAIL NETWORK (CONTINUED)

(I) ROYALTY AND FRANCHISING INCOME (CONTINUED)

Franchisees (continued)

The Group's franchise agreements also include certain initial franchise fees. Initial franchise fees are charged for pre-opening support services provided to the franchisees, including market and location analysis, certain advisory services like license application, general management training and pre-opening marketing, etc. As those services are highly interrelated with the franchise right, they are not individually distinct from the ongoing licensing arrangement provide to the franchisees. As a result, initial franchise fees are recognised on a straight-line basis over the expected franchise period, aligns with the franchisee's access to the franchise rights.

A contract liability is the Group's obligation to transfer the promised goods to a customer for which the Group has received consideration (or an amount of consideration is due) from the customer. Unrecognised initial franchise fees are recognised as contract liabilities in the consolidated statement of financial position.

合併財務報表附註

NOTES TO THE CONSOLIDATED FINANCIAL STATEMENTS

2 重要會計政策摘要(續)

2.25 收入確認(續)

(A) 經營加盟及自營零售網絡 (續)

(I) 特許權使用費及特許 經營收入(續)

加盟商(續)

自二零一九年起，本集團就裝修及採購設備等開業前資本開支向若干加盟商提供前期補貼，以獲取每月更高特許權使用費費率之回報。該等補貼並非直接向加盟商提供商品及服務，於預期特許經營期內按直線法並入賬列為特許權使用費收入之扣減。未確認的部分於合併財務狀況表確認為其他預付款項。

2 SUMMARY OF SIGNIFICANT ACCOUNTING POLICIES (CONTINUED)

2.25 REVENUE RECOGNITION (CONTINUED)

(A) OPERATION OF FRANCHISED AND SELF-OWNED RETAIL NETWORK (CONTINUED)

(I) ROYALTY AND FRANCHISING INCOME (CONTINUED)

Franchisees (continued)

Starting from 2019, the Group provides upfront subsidies to certain franchisees for their pre-opening capital expenditure including decoration and purchasing equipment in return for a higher monthly royalty rate. These subsidies do not represent distinct goods or services provided to the franchisees and are accounted for as a reduction of the royalty income on a straight-line basis over the expected franchise period. The unrecognised portion are recognised as other prepayment in the consolidated statement of financial position.

合併財務報表附註

NOTES TO THE CONSOLIDATED FINANCIAL STATEMENTS

2 重要會計政策摘要(續)

2.25 收入確認(續)

(A) 經營加盟及自營零售網絡
(續)(I) 特許權使用費及特許
經營收入(續)*區域代理*

於訂立區域代理合同後，區域代理須支付一筆不可退還的初始費用。區域代理合同的初始期限一般為10年。在雙方同意的情況下，區域代理可於區域代理合同屆滿後續約。初始費用乃按預期合同期以直線法確認，與區域代理取得的特許經營權同時確認。未確認的初始費用於合併財務狀況表中確認為合同負債。

對於區域代理每成功推薦加盟商，加盟商的部分初始費用及隨後的特許權使用費將作為佣金支付予區域代理。支付予區域代理的佣金並非區域代理的單項明確履約責任，因此被視為支付予客戶的代價，並與特許權使用費及特許經營收入所抵銷。

2 SUMMARY OF SIGNIFICANT
ACCOUNTING POLICIES
(CONTINUED)2.25 REVENUE RECOGNITION
(CONTINUED)(A) OPERATION OF FRANCHISED AND
SELF-OWNED RETAIL NETWORK
(CONTINUED)(I) ROYALTY AND FRANCHISING
INCOME (CONTINUED)*Regional dealers*

Upon entering into regional dealers contracts, regional dealers have to pay a non-refundable initial fee. The initial term of regional dealer contracts are typically 10 years. Subject to mutual contracts, a regional dealer may renew the regional dealer contracts upon its expiration. Initial fees are recognised on a straight-line basis over the expected contract period, aligns with the regional dealers' access to the franchise rights. Unrecognised initial fees are recognised as contract liabilities in the consolidated statement of financial position.

For every successful referral of franchisee by regional dealers, part of the initial fee and the subsequent royalty fee from franchisees are paid to regional dealers as commission. The commission paid to regional dealers is not a distinct performance obligation by the regional dealers and hence regarded as consideration payable to customers and offsetting with the royalty and franchising income.

合併財務報表附註

NOTES TO THE CONSOLIDATED FINANCIAL STATEMENTS

2 重要會計政策摘要(續)

2.25 收入確認(續)

(A) 經營加盟及自營零售網絡(續)

(II) 水果及其他食品銷售 – 加盟門店及區域代理

本集團向區域代理商及加盟商出售水果和其他食品。區域代理將進一步於特定區域向加盟商銷售水果及其他食品。

當產品的控制權發生轉移時，即當產品交付予客戶，客戶接收了產品，可收取相關代價，且概無可能影響客戶接收該等產品的未履行責任時，確認收入。本集團負責將產品運送至加盟門店。收入於產品交付至加盟門店時確認，相關運輸成本於銷售成本確認。另一方面，本集團與區域代理安排在本集團的倉庫提貨，因此收入於區域代理提貨時確認。概無產生任何運輸成本。

2 SUMMARY OF SIGNIFICANT ACCOUNTING POLICIES (CONTINUED)

2.25 REVENUE RECOGNITION (CONTINUED)

(A) OPERATION OF FRANCHISED AND SELF-OWNED RETAIL NETWORK (CONTINUED)

(II) SALES OF FRUIT AND OTHER FOOD PRODUCTS – FRANCHISED STORES AND REGIONAL DEALERS

The Group sells fruits and other food products to regional dealers and franchisees. The regional dealers would further sell the fruit and other food products to the franchisees in specific region.

Revenue are recognised when control of the products has transferred, being when the products are delivered to the customers, the customer has accepted the products, the collection of the related consideration is probable and there is no unfulfilled obligation that could affect the customer's acceptance of the products. The Group is responsible for delivering products to franchised stores. Revenue is recognised upon delivery of products to the franchised stores and the related transportation cost is recognised in cost of sales. On the other hand, the Group arranges with regional dealers for pick-up of the goods at the Group's warehouses and therefore revenue is recognised upon picking up by regional dealers. No transportation cost is incurred.

合併財務報表附註

NOTES TO THE CONSOLIDATED FINANCIAL STATEMENTS

2 重要會計政策摘要(續)

2.25 收入確認(續)

(A) 經營加盟及自營零售網絡
(續)(II) 水果及其他食品銷
售 – 加盟門店及區
域代理(續)

當產品的合法所有權轉讓予區域代理及加盟商時，區域代理及加盟商被視為主理人，此乃由於彼等分別於貨物轉讓予加盟商或銷售予終端客戶前面臨庫存風險。由於水果的性質使然，除識別出有缺陷或錯誤的產品外，當區域代理及加盟商接收產品時，不能將產品退回予本集團。截至二零二二年十二月三十一日止年度，僅錄得非重大退回(二零二一年：相同)。

2 SUMMARY OF SIGNIFICANT ACCOUNTING POLICIES (CONTINUED)

2.25 REVENUE RECOGNITION (CONTINUED)

(A) OPERATION OF FRANCHISED AND SELF-OWNED RETAIL NETWORK (CONTINUED)

(II) SALES OF FRUIT AND OTHER FOOD PRODUCTS – FRANCHISED STORES AND REGIONAL DEALERS (CONTINUED)

When the legal title of goods is transferred to regional dealers and franchisees, regional dealers and franchisees are regarded as the principal as they are exposed to the inventory risk before the goods are transferred to franchisees or sold to end customers, respectively. Due to the nature of fruits, when the goods are accepted by the regional dealers and franchisees, they cannot be returned to the Group, except for the defective or wrong products that are identified. Only immaterial return is noted during year ended 31 December 2022 (2021: same).

合併財務報表附註

NOTES TO THE CONSOLIDATED FINANCIAL STATEMENTS

2 重要會計政策摘要 (續)

2.25 收入確認 (續)

(A) 經營加盟及自營零售網絡 (續)

(II) 水果及其他食品銷售 – 加盟門店及區域代理 (續)

本集團政策規定加盟商向終端客戶出售的產品具有退貨權，然而部分成本由本集團承擔。本集團應付費用視作可變代價，而退款負債乃就將由本集團承擔的預期成本金額確認。累計經驗用於估計可變代價，惟使用預期價值法很有可能不會發生重大撥回，並計入交易價格。該假設的有效性及其回扣的估計金額於各報告日期重新評估。

應收款項在產品交付時確認，由於其為代價為無條件的時間點（因該付款到期前僅需要時間流逝）。

2 SUMMARY OF SIGNIFICANT ACCOUNTING POLICIES (CONTINUED)

2.25 REVENUE RECOGNITION (CONTINUED)

(A) OPERATION OF FRANCHISED AND SELF-OWNED RETAIL NETWORK (CONTINUED)

(II) SALES OF FRUIT AND OTHER FOOD PRODUCTS – FRANCHISED STORES AND REGIONAL DEALERS (CONTINUED)

It is the Group's policy for the franchisees to sell their products to the end customers with right of return, while part of the cost is borne by the Group. The fees payable by the Group are regarded as the variable consideration and a refund liability is recognised for the expected amount of costs that will be borne by the Group. Accumulated experience is used to estimate the variable consideration to the extent that it is highly probable that a significant reversal will not occur, using the expected value method, to be included in the transaction price. The validity of this assumption and the estimated amount of rebates are reassessed at each reporting date.

A receivable is recognised when the goods are delivered as this is the point in time that the consideration is unconditional because only the passage of time is required before the payment is due.

合併財務報表附註

NOTES TO THE CONSOLIDATED FINANCIAL STATEMENTS

2 重要會計政策摘要(續)

2.25 收入確認(續)

(A) 經營加盟及自營零售網絡 (續)

(III) 水果及其他食品銷售 – 自營門店

本集團經營若干零售門店，以銷售水果和其他食品。產品銷售收入於該產品控制權轉移予客戶時確認。交易價格須於顧客購買水果和其他食品並在店提貨時及時支付。

(IV) 會員計劃

本集團代加盟商設立會員計劃並為零售門店的終端客戶提供購買水果及其他食品折扣。加入會員計劃的會員可於零售門店購買水果及其他食品時享額外的折扣優惠及促銷優惠券。本集團不會向加盟商償付在加盟門店推廣活動中使用的額外折扣及促銷優惠券。該等活動成本由加盟商自行承擔。

2 SUMMARY OF SIGNIFICANT ACCOUNTING POLICIES (CONTINUED)

2.25 REVENUE RECOGNITION (CONTINUED)

(A) OPERATION OF FRANCHISED AND SELF-OWNED RETAIL NETWORK (CONTINUED)

(III) SALES OF FRUIT AND OTHER FOOD PRODUCTS – SELF-OPERATING STORES

The Group operates several retail stores selling fruits and other food products. Revenue from the sale of goods is recognised when the control of the product is transferred to the customer. Payment of the transaction price is due immediately when the customer purchases the fruits and other food products and takes delivery in store.

(IV) MEMBERSHIP PROGRAM

The Group established membership program on behalf of the franchisees offering discount for purchasing of fruit and other food products to the end customers of the retail stores. Members joining the membership program can enjoy the additional discount rates and promotional coupons for purchasing of fruit and other food products in the retail stores. The Group would not reimburse its franchisees for those additional discount and promotion coupons incurred in the promotional activities. These activities are borne at franchisees' own costs.

合併財務報表附註

NOTES TO THE CONSOLIDATED FINANCIAL STATEMENTS

2 重要會計政策摘要 (續)

2.25 收入確認 (續)

(A) 經營加盟及自營零售網絡 (續)

(IV) 會員計劃 (續)

本集團自二零一八年底起發起心享VIP付費會員計劃。加盟商的終端客戶可按固定應付費用向本集團訂購為期十二個月的VIP會籍。VIP會員在加盟門店購物可享至少相當於已付會費的折扣。否則，本集團將向終端客戶退還任何差額。收入於向終端客戶退款的責任於第十二個月底屆滿時確認，而不計及損毀。任何未到期費用於合併財務狀況表確認為金融負債。

(V) 提供服務

本集團亦為加盟商提供其他服務，包括系統維護及支持服務。收入於提供服務的會計期間於提供該等服務時予以確認。

2 SUMMARY OF SIGNIFICANT ACCOUNTING POLICIES (CONTINUED)

2.25 REVENUE RECOGNITION (CONTINUED)

(A) OPERATION OF FRANCHISED AND SELF-OWNED RETAIL NETWORK (CONTINUED)

(IV) MEMBERSHIP PROGRAM (CONTINUED)

The Group initiates Xinxiang VIP paid membership plan since late 2018. End customers of franchisees may subscribe for the VIP membership for a 12-month period at a fixed fee payable to the Group. The VIP members will enjoy discount from the purchases at franchised stores equivalent to at least the membership fee paid. Otherwise, the Group will refund to the end customers for any shortfall. Revenue is recognised in the same period when the obligations to refund to the end customers is expired at the end of the 12th month, without considering the breakage. Any unexpired fee is recognised as financial liabilities in the consolidated statement of financial position.

(V) PROVISION OF SERVICES

The Group provides other services including system maintenance and support services to franchisees. Revenue are recognised when (or as) these services are performed in the accounting period in which the services are rendered.

合併財務報表附註

NOTES TO THE CONSOLIDATED FINANCIAL STATEMENTS

2 重要會計政策摘要(續)

2.25 收入確認(續)

(B) 銷售水果及其他食品 – 水果貿易

本集團根據短期合同與海外及當地企業客戶(包括食品零售公司、超市及水果市場)交易水果產品。當產品的控制權發生轉移時,即當產品交付予客戶,客戶接收產品,可收取相關代價,且概無可能影響客戶接收該等產品的未履行責任時,收入予以確認。

應收款項在產品交付時確認,由於其為代價為無條件的時間點(因該付款到期前僅需要時間流逝)。本集團的政策是將其產品出售給終端客戶,就接收的缺陷或錯誤的產品,彼等有權於兩天內退貨。

(C) 其他

本集團不時於本地向客戶與提供予加盟商及區域代理銷售不同的水果產品。收入於產品控制權轉移予客戶,即客戶接收了產品,可收取相關代價,且概無可能影響客戶接收產品的未履行責任時,收入予以確認。

2 SUMMARY OF SIGNIFICANT ACCOUNTING POLICIES (CONTINUED)

2.25 REVENUE RECOGNITION (CONTINUED)

(B) SALES OF FRUITS AND OTHER FOOD PRODUCTS – TRADING OF FRUITS

The Group trades fruit products under short term contracts to overseas and local corporate customers, including food retail companies, supermarkets and fruit markets. Revenue is recognised when control of the products is transferred, being when the products are delivered to the customers, the customer has accepted the products, the collection of the related consideration is probable and there is no unfulfilled obligation that could affect the customer's acceptance of the products.

A receivable is recognised when the goods are delivered as this is the point in time that the consideration is unconditional because only the passage of time is required before the payment is due. It is the Group policy to sell its products to the end customers with a right of returns within 2 days for defective or wrong products delivered.

(C) OTHERS

The Group occasionally holds local sales to individuals of fruit items other than those offered to franchisees and regional dealers. Revenue are recognised when control of the products has transferred, being when the products are delivered to the customers, the customer has accepted the products, the collection of the related consideration is probable and there is no unfulfilled obligation that could affect the customer's acceptance of the products.

合併財務報表附註

NOTES TO THE CONSOLIDATED FINANCIAL STATEMENTS

2 重要會計政策摘要 (續)

2.25 收入確認 (續)

(D) 融資部分

除加盟商及區域代理初始支付的特許權使用費超過一年外，本集團預期不會訂立任何承諾轉讓貨品或服務予客戶與客戶付款期間超過一年的合同。本集團確定，初始特許權使用費支付的支付條款主要是出於向本集團提供資金以外的其他原因而作出。因此，本集團概不存在重大融資因素，且並無就貨幣時間價值調整任何交易價格。

2.26 利息收入

按以公允價值計量且其變動計入損益列賬的金融資產利息的收入乃計入該等資產的淨公允價值收入。

為現金管理目的而持有的金融資產產生的利息收入呈列為財務收入。任何其他利息收入均列為其他收入。

向加盟商提供貸款及向地區經銷商提供保理款項產生的利息收入呈列為其他收入。

利息收入通過對金融資產賬面總值應用實際利率計算，惟其後出現信貸減值的金融資產除外。就出現信貸減值的金融資產而言，則對金融資產的賬面淨值（扣除虧損撥備後）應用實際利率。

2 SUMMARY OF SIGNIFICANT ACCOUNTING POLICIES (CONTINUED)

2.25 REVENUE RECOGNITION (CONTINUED)

(D) FINANCING COMPONENTS

Except the initial franchisee fee payment by the franchisee and regional dealers exceeds one year, the Group does not expect to have any contracts where the period between the transfer of the promised goods or services to the customer and payment by the customer exceeds one year. The Group determines that the payment terms for initial franchisee fee payment were structured primarily for reasons other than the provision of finance to the Group. As a consequence, no significant element of financing is present and the Group does not adjust any of the transaction prices for the time value of money.

2.26 INTEREST INCOME

Interest income from financial assets at FVTPL is included in the fair value gains on these assets.

Interest income is presented as finance income where it is earned from financial assets that are held for cash management purposes. Any other interest income is included in other income.

Interest income is presented as other income where it is arisen from loans to franchisees and factoring amounts to regional dealers.

Interest income is calculated by applying the effective interest rate to the gross carrying amount of a financial asset except for financial assets that subsequently become credit-impaired. For credit-impaired financial assets the effective interest rate is applied to the net carrying amount of the financial asset (after deduction of the loss allowance).

合併財務報表附註

NOTES TO THE CONSOLIDATED FINANCIAL STATEMENTS

2 重要會計政策摘要(續)

2.27 政府補貼

政府補貼於有合理保證本集團將收到補貼，且能符合補貼的所有條件時按公允價值確認。

有關成本的政府補貼將被遞延，於彼等擬定補償成本所需配對期間於合併損益表中確認。

與物業、廠房及設備相關的政府補貼列為非流動負債項下的遞延政府補貼，並按相關資產的預期使用年期以直線法於合併財務報表予以抵銷。

2.28 租賃

租賃資產可供本集團使用之日確認為使用權資產和相應負債。

由租賃產生的資產及負債初步以現值進行計量。租賃負債包括固定付款(包括實質上的固定付款)的淨現值，減任何應收租賃獎勵。

在合理確定的延期選擇權下進行的租賃付款亦納入負債計量。

2 SUMMARY OF SIGNIFICANT ACCOUNTING POLICIES (CONTINUED)

2.27 GOVERNMENT GRANTS

Grants from the government are recognised at their fair values where there is a reasonable assurance that the grant will be received and the Group will comply with all attached conditions.

Government grants relating to costs are deferred and recognised in the consolidated statement of profit or loss over the period necessary to match them with the costs that they are intended to compensate.

Government grants relating to property, plant and equipment are included in non-current liabilities as deferred government grants and are credited to the consolidated statement of profit or loss on a straight line basis over the expected lives of the related assets.

2.28 LEASES

Leases are recognised as a right-of-use asset and a corresponding liability at the date at which the leased asset is available for use by the Group.

Assets and liabilities arising from a lease are initially measured on a present value basis. Lease liabilities include the net present value of fixed payments (including in-substance fixed payments), less any lease incentives receivable.

Lease payments to be made under reasonably certain extension options are also included in the measurement of the liability.

合併財務報表附註

NOTES TO THE CONSOLIDATED FINANCIAL STATEMENTS

2 重要會計政策摘要 (續)

2.28 租賃 (續)

租賃付款乃利用租賃中隱含的利率貼現。倘該利率難以釐定(即本集團租賃的普遍情況)，則使用承租人的增量借款利率，指在具有類似條款、擔保和條件的類似經濟環境中，即個別承租人為於類似經濟環境下以類似條款、擔保及條件取得具類似使用權資產價值的資產而借入所需資金所須支付的利率。

租賃付款於本金及財務成本之間作出分配。財務成本在租賃期於損益扣除，藉以令各個期間的負債餘額達致常數定期利率。

使用權資產的成本計量包括以下各項：

- 租賃負債的初步計量金額
- 在生效日期或之前支付的任何租賃付款減收到的任何租賃獎勵
- 任何初始直接成本，以及
- 修復費用。

使用權資產一般按資產使用壽命及租賃期兩者中較短者以直線法折舊。倘本集團合理確定行使購買選擇權，則使用權資產在標的資產的使用壽命內折舊。

2 SUMMARY OF SIGNIFICANT ACCOUNTING POLICIES (CONTINUED)

2.28 LEASES (CONTINUED)

The lease payments are discounted using the interest rate implicit in the lease. If that rate cannot be readily determined, which is generally the case for leases in the Group, the lessee's incremental borrowing rate is used, being the rate that the individual lessee would have to pay to borrow the funds necessary to obtain an asset of similar value to the right-of-use asset in a similar economic environment with similar terms, security and conditions.

Lease payments are allocated between principal and finance cost. The finance cost is charged to profit or loss over the lease period so as to produce a constant periodic rate of interest on the remaining balance of the liability for each period.

Right-of-use assets are measured at cost comprising the following:

- the amount of the initial measurement of lease liability
- any lease payments made at or before the commencement date less any lease incentives received
- any initial direct costs, and
- restoration costs.

Right-of-use assets are generally depreciated over the shorter of the asset's useful life and the lease term on a straight-line basis. If the Group is reasonably certain to exercise a purchase option, the right-of-use asset is depreciated over the underlying asset's useful life.

合併財務報表附註

NOTES TO THE CONSOLIDATED FINANCIAL STATEMENTS

2 重要會計政策摘要(續)

2.28 租賃(續)

與設備及車輛短期租賃相關的付款按直線法確認為損益中的費用。短期租賃指租賃期不超過十二個月的租賃。

本集團為出租人的經營租賃產生的租賃收入在租賃期內按直線法確認為收入。獲得經營租賃所產生的初始直接成本計入相關資產的賬面值，並在租賃期內按與租賃收入相同的基準確認為費用。各租賃資產按其性質列入資產負債表。採用新租賃標準後，本集團毋須對作為出租人所持有的資產的會計處理進行任何調整。

2.29 股息分派

就於報告期末或之前已宣派但於報告期末並未分派之任何股息金額(已妥為授權而不再由實體自行決定)作出撥備。

2 SUMMARY OF SIGNIFICANT ACCOUNTING POLICIES (CONTINUED)

2.28 LEASES (CONTINUED)

Payments associated with short-term leases of equipment and vehicles are recognised on a straight-line basis as an expense in profit or loss. Short-term leases are leases with a lease term of 12 months or less.

Lease income from operating leases where the Group is a lessor is recognised in income on a straight-line basis over the lease term. Initial direct costs incurred in obtaining an operating lease are added to the carrying amount of the underlying asset and recognised as expense over the lease term on the same basis as lease income. The respective leased assets are included in the balance sheet based on their nature. The Group did not need to make any adjustments to the accounting for assets held as lessor as a result of adopting the new leasing standard.

2.29 DIVIDEND DISTRIBUTION

Provision is made for the amount of any dividend declared, being appropriately authorised and no longer at the discretion of the entity, on or before the end of the reporting period but not distributed at the end of the reporting period.

合併財務報表附註

NOTES TO THE CONSOLIDATED FINANCIAL STATEMENTS

3 財務風險管理

3.1 財務風險因素

本集團業務面臨多種財務風險：市場風險（包括外匯風險、公允價值利率風險、現金流量利率風險及價格風險）、信貸風險及流動資金風險。本集團的整體風險管理計劃重點關注金融市場的不可預測性，並尋求盡量減低對本集團財務表現的潛在不利影響。

(A) 市場風險

(I) 外匯風險

本集團在中國經營業務，其大部分交易以人民幣計價。本集團主要因以美元（「美元」）計價的若干買賣交易面臨外匯風險。本集團通過監控外幣收支水平管理外幣交易的風險敞口。本集團不時確保外匯風險敞口淨額保持在可接受的水平。

倘美元兌人民幣升值／貶值5%，且所有其他變量保持不變，則截至二零二二年十二月三十一日止年度的除所得稅前利潤將增加／減少人民幣4,213,000元（2021年：人民幣3,234,000元），主要由於以美元計價的金融資產淨值換算所產生的外匯損益。

3 FINANCIAL RISK MANAGEMENT

3.1 FINANCIAL RISK FACTORS

The Group's activities expose it to a variety of financial risks: market risk (including foreign exchange risk, fair value interest rate risk, cash flow interest rate risk and price risk), credit risk and liquidity risk. The Group's overall risk management programme focuses on the unpredictability of financial markets and seeks to minimise potential adverse effects on the Group's financial performance.

(A) MARKET RISK

(I) FOREIGN EXCHANGE RISK

The Group operates in the PRC and most of their transactions are denominated in RMB. The Group is exposed to foreign exchange risk primarily through certain sales and purchases transactions that are denominated in United States dollar ("US\$"). The Group manages its exposures to foreign currency transactions by monitoring the level of foreign currency receipts and payments. The Group ensures that the net exposure to foreign exchange risk is kept to an acceptable level from time to time.

If US\$ had strengthened/weakened by 5% against RMB, with all other variables held constant, the profit before income tax for the year ended 31 December 2022 would have been RMB4,213,000 (2021: RMB3,234,000) higher/lower, mainly as a result of foreign exchange gains/losses on translation of US\$ denominated net financial assets.

合併財務報表附註

NOTES TO THE CONSOLIDATED FINANCIAL STATEMENTS

3 財務風險管理(續)

3.1 財務風險因素(續)

(A) 市場風險(續)

(II) 現金流量與公允價值利率風險

本集團的利率風險主要來自受現金流量利率風險影響的現金及現金等價物及浮息限制性銀行存款。倘現金及現金等價物及限制性銀行存款的利率提高／降低50個基點，截至二零二二年十二月三十一日止年度的除所得稅前利潤將增加／減少約人民幣7,392,000元(二零二一年：人民幣2,992,000元)。

本集團的利率風險亦來自浮息銀行借款。倘銀行借款的利率提高／降低50個基點，截至二零二二年十二月三十一日止年度的除所得稅前利潤將減少／增加約人民幣1,177,000元(二零二一年：人民幣7,263,000元)。

於二零二二年十二月三十一日，本集團面臨與固定利率應收貸款有關的公允價值利率風險。管理層認為，截至二零二二年十二月三十一日止年度，公允價值利率風險敞口對本集團而言屬不重大(二零二一年：相同)。

3 FINANCIAL RISK MANAGEMENT (CONTINUED)

3.1 FINANCIAL RISK FACTORS (CONTINUED)

(A) MARKET RISK (CONTINUED)

(II) CASH FLOW AND FAIR VALUE INTEREST RATE RISK

The Group's interest rate risk mainly arises from cash and cash equivalents and restricted bank deposits at variable interest rate which are subject to cash flow interest rate risk. If the interest rate of cash and cash equivalents and restricted bank deposits had been 50 basis points higher/lower, the profit before income tax for the year ended 31 December 2022 would have been approximately RMB 7,392,000 (2021: RMB2,992,000) higher/lower.

The Group's interest rate risk also arises from bank borrowing at variable interest rate. If the interest rate of bank borrowing had been 50 basis points higher/lower, the profit before income tax for the year ended 31 December 2022 would have been approximately RMB1,177,000 (2021:RMB7,263,000) lower/higher.

As at 31 December 2022, the Group is exposed to fair value interest rate risk in relation to fixed rate loan receivables. Management considers the fair value interest rate risk exposure is insignificant to the Group during the year ended 31 December 2022 (2021: same).

合併財務報表附註

NOTES TO THE CONSOLIDATED FINANCIAL STATEMENTS

3 財務風險管理 (續)

3.1 財務風險因素 (續)

(A) 市場風險 (續)

(III) 價格風險

本集團面臨的價格風險來自本集團持有的生物資產及於結構性存款、複合金融工具及股本證券的投資，並於合併財務狀況表中分類為以公允價值計量且其變動計入損益以及以公允價值計量且其變動計入其他綜合收益。

為管理其投資的價格風險，本集團分散其投資組合。每項投資都由管理層根據具體情況進行管理。對於投資而言，敏感度分析由管理層執行，詳情請參閱附註3.3。

(B) 信貸風險

信貸風險以集團為基礎進行管理。信用風險主要來自合併財務狀況表內的貿易應收款項、存款和其他應收款項、應收聯營公司款項、向關連方作出的貸款以及現金及銀行結餘，為本集團金融資產面臨的最大信用風險。

3 FINANCIAL RISK MANAGEMENT (CONTINUED)

3.1 FINANCIAL RISK FACTORS (CONTINUED)

(A) MARKET RISK (CONTINUED)

(III) PRICE RISK

The Group's exposure to price risk arises from biological assets, investments in structured deposits, compound financial instruments and equity securities held by the Group and classified in the consolidated statement of financial position as at FVTPL and FVOCI.

To manage its price risk arising from investments, the Group diversifies its portfolio. Each investment is managed by management on a case by case basis. For the investments, the sensitivity analysis is performed by management, see Note 3.3 for details.

(B) CREDIT RISK

Credit risk is managed at group basis. Credit risk primarily arises from trade receivables, deposits and other receivables, amounts due from associates, loans to related parties, and cash and bank balances included in the consolidated statement of financial position which represent the Group's maximum exposure to credit risk in relation to its financial assets.

合併財務報表附註

NOTES TO THE CONSOLIDATED FINANCIAL STATEMENTS

3 財務風險管理(續)

3.1 財務風險因素(續)

(B) 信貸風險(續)

(I) 風險管理

為管理現金及銀行結餘產生的風險，本集團在中國主要與國有或信譽良好的金融機構進行交易。管理層認為，由於該等商業銀行的聲譽很高，其信用評級從AA-到AAA不等，因此不存在重大信用風險。

為管理貿易應收款項產生的風險，本集團已制定相關政策確保向具有合適信貸記錄的交易對手提供信貸條款，並確保管理層對其交易對手持續進行信貸評估。授予客戶的信貸期通常不超過90日且該等客戶的信貸質量通過考慮其財務狀況、歷史經驗及其他因素進行評估。鑒於該等客戶應收款的良好收款記錄，管理層認為，其應付而未付本集團的貿易應收款項內在信貸風險屬不重大。

3 FINANCIAL RISK MANAGEMENT (CONTINUED)

3.1 FINANCIAL RISK FACTORS (CONTINUED)

(B) CREDIT RISK (CONTINUED)

(I) RISK MANAGEMENT

To manage risk arising from cash and bank balances, the Group mainly transacts with state-owned or reputable financial institutions in the PRC. Management believes that there is no significant credit risk as these commercial banks have a high reputation and their credit rating ranges from AA- to AAA.

To manage risk arising from trade receivables, the Group has policies in place to ensure that credit terms are made to counterparties with an appropriate credit history and management performs ongoing credit evaluations of its counterparties. The credit period granted to the customers is usually no more than 90 days and the credit quality of these customers is assessed, which takes into account their financial position, past experience and other factors. In view of the sound collection history of receivables due from them, management believes that the credit risk inherent in the Group's outstanding trade receivable balances due from them is not significant.

合併財務報表附註

NOTES TO THE CONSOLIDATED FINANCIAL STATEMENTS

3 財務風險管理 (續)

3.1 財務風險因素 (續)

(B) 信貸風險 (續)

(I) 風險管理 (續)

對於存款和其他應收款項，以及應收聯營公司款項及向關連方作出的貸款，管理層根據歷史結算記錄及過往經驗對可收回性定期進行評估。鑒於與債務人的合作記錄及彼等應收款的良好收款記錄，管理層認為其應付而未付本集團的結餘內在信貸風險屬不重大。

(II) 金融資產減值

貿易應收款項

本集團採用香港財務報告準則第9號規定的簡化方法就預期信貸虧損計提撥備，該準則要求就所有應收款項採用年期預期虧損撥備。

本集團考慮貿易應收款項的信用風險特徵和發票日期賬齡來衡量預期信貸虧損。本集團通過考慮歷史違約率、現行市況及前瞻性資料，評估預期信貸虧損。詳情請參閱附註23。

3 FINANCIAL RISK MANAGEMENT (CONTINUED)

3.1 FINANCIAL RISK FACTORS (CONTINUED)

(B) CREDIT RISK (CONTINUED)

(I) RISK MANAGEMENT (CONTINUED)

For deposits and other receivables, amounts due from associates and loans to related parties, management makes periodic assessment on the recoverability based on historical settlement records and past experiences. In view of the history of cooperation with debtors and the sound collection history of receivables due from them, management believes that the credit risk inherent in the Group's outstanding balances due from them is not significant.

(II) IMPAIRMENT OF FINANCIAL ASSETS

Trade receivables

The Group applies the simplified approach to provide for ECL prescribed by HKFRS 9, which requires the use of the lifetime expected loss provision for all trade receivables.

The Group considers the credit risk characteristics and the invoice date ageing of the trade receivables to measure the ECL. The Group has assessed the ECL by considering historical default rates, existing market conditions and forward-looking information. For details, please refer to Note 23.

合併財務報表附註

NOTES TO THE CONSOLIDATED FINANCIAL STATEMENTS

3 財務風險管理(續)

3.1 財務風險因素(續)

(B) 信貸風險(續)

(II) 金融資產減值(續)

貿易應收款項(續)

本集團客戶的貿易應收款項並無重大集中的信貸風險。基於歷史結算模式，管理層據過往收款記錄預期不會出現因該等交易對手不履約造成的重大損失。本集團與該等客戶保持密切溝通，以確保相關交易有效、順利地進行，並對餘額進行調節。本集團管理層持續密切監控來自該等客戶的結算，以確保識別任何逾期債務，亦採取後續行動收回逾期債務。

貿易應收款項於合理預期無法收回時撇銷。貿易應收款項的減值虧損列為經營利潤內的淨減值虧損。先前撇銷的金額的後續收回於同一項目內抵免。

3 FINANCIAL RISK MANAGEMENT (CONTINUED)

3.1 FINANCIAL RISK FACTORS (CONTINUED)

(B) CREDIT RISK (CONTINUED)

(II) IMPAIRMENT OF FINANCIAL ASSETS (CONTINUED)

Trade receivables (continued)

There are no significant concentrations of credit risk arise from trade receivables from its customers. Management does not expect significant losses from non-performance by these counterparties based on historical settlement pattern. The Group maintains frequent communications with these customers to ensure relevant transactions are running effectively and smoothly and balances are reconciled. Settlements from these customers are closely monitored on an ongoing basis by management of the Group to ensure any overdue debts are identified. Follow-up action is taken to recover the overdue debts.

Trade receivables are written off when there is no reasonable expectation of recovery. Impairment losses on trade receivables are presented as net impairment losses within operating profit. Subsequent recoveries of amounts previously written off are credited against the same line item.

合併財務報表附註

NOTES TO THE CONSOLIDATED FINANCIAL STATEMENTS

3 財務風險管理 (續)

3.1 財務風險因素 (續)

(B) 信貸風險 (續)

(II) 金融資產減值 (續)

按金、其他應收款項、應收聯營公司款項及向關連方作出的貸款

按金及其他應收款項包括向加盟商提供的有息貸款及無息貸款、向區域代理提供的保理金額、向供應商提供的保理金額及向第三方提供的有息貸款、租金及其他按金、已售預付卡的應收款項以及其他應收款項。

本集團於初步確認資產時考慮違約的可能性，且信貸風險是否於各報告期內按持續基準大幅增加。為評估信貸風險是否大幅增加，本集團比較資產於報告日期的違約風險與於初步確認日期的違約風險，並考慮可得的合理及理據支持前瞻性資料，尤其納入下列各項指標：

3 FINANCIAL RISK MANAGEMENT (CONTINUED)

3.1 FINANCIAL RISK FACTORS (CONTINUED)

(B) CREDIT RISK (CONTINUED)

(II) IMPAIRMENT OF FINANCIAL ASSETS (CONTINUED)

Deposits and other receivables, amounts due from associates and loans to related parties

Deposits and other receivables include interest-bearing loans and interest-free loans to franchisees, factoring amounts to regional dealers, factoring amounts to suppliers and interest-bearing loans to third parties, rental and other deposits, proceeds receivables from prepaid cards sold, and other receivables.

The Group considers the probability of default upon initial recognition of an asset and whether there has been a significant increase in credit risk on an ongoing basis throughout each reporting period. To assess whether there is a significant increase in credit risk the Group compares the risk of a default occurring on the asset as at the reporting date with the risk of default as at the date of initial recognition. It considers available reasonable and supportive forwarding-looking information. Especially the following indicators are incorporated:

合併財務報表附註

NOTES TO THE CONSOLIDATED FINANCIAL STATEMENTS

3 財務風險管理(續)

3.1 財務風險因素(續)

(B) 信貸風險(續)

(II) 金融資產減值(續)

按金、其他應收款
項、應收聯營公司款
項及向關連方作出的
貸款(續)

- 預期導致借款人履行責任能力出現重大變動的業務、財務或經濟狀況的實際或預期重大不利變動；
- 支撐債務的抵押品價值或第三方擔保或信用增級的質素的重大變動；及
- 借款人預期表現及行為的重大變動，包括借款人付款狀況變動及借款人經營業績變動。

不論上述分析如何，倘涉及債務人的合同付款逾期超過30日，則假定信貸風險大幅增加。

3 FINANCIAL RISK MANAGEMENT (CONTINUED)

3.1 FINANCIAL RISK FACTORS (CONTINUED)

(B) CREDIT RISK (CONTINUED)

(II) IMPAIRMENT OF FINANCIAL ASSETS (CONTINUED)

Deposits and other receivables, amounts due from associates and loans to related parties (continued)

- actual or expected significant adverse changes in business, financial or economic conditions that are expected to cause a significant change to the borrower's ability to meet its obligations;
- significant changes in the value of the collateral supporting the obligation or in the quality of third-party guarantees or credit enhancements; and
- significant changes in the expected performance and behaviour of the borrower, including changes in the payment status of borrowing and changes in the operating results of the borrower.

Regardless of the analysis above, a significant increase in credit risk is presumed if a debtor is more than 30 days past due in making a contractual payment.

合併財務報表附註

NOTES TO THE CONSOLIDATED FINANCIAL STATEMENTS

3 財務風險管理 (續)

3.1 財務風險因素 (續)

(B) 信貸風險 (續)

(II) 金融資產減值 (續)

按金、其他應收款項、應收聯營公司款項及向關連方作出的貸款 (續)

倘對手方無法於合同付款到期後90日內支付款項，則金融資產出現違約。

本集團就按金及其他應收款項、應付聯營公司款項及向關連方提供的貸款採用以下類別，反映彼等之信貸風險及如何就各該等類別釐定虧損撥備。本集團預期信貸虧損模式基於的假設概要如下：

3 FINANCIAL RISK MANAGEMENT (CONTINUED)

3.1 FINANCIAL RISK FACTORS (CONTINUED)

(B) CREDIT RISK (CONTINUED)

(II) IMPAIRMENT OF FINANCIAL ASSETS (CONTINUED)

Deposits and other receivables, amounts due from associates and loans to related parties (continued)

A default on a financial asset is when the counterparty fails to make contractual payments within 90 days of when they fall due.

The Group uses below categories for deposits and other receivables, amounts due from associates and loans to related parties which reflect their credit risk and how the loss provision is determined for each of those categories. A summary of the assumptions underpinning the Group's ECL model is as follows:

合併財務報表附註

NOTES TO THE CONSOLIDATED FINANCIAL STATEMENTS

3 財務風險管理(續)

3.1 財務風險因素(續)

(B) 信貸風險(續)

(II) 金融資產減值(續)

按金、其他應收款
項、應收聯營公司款
項及向關連方作出的
貸款(續)

類別 Category	公司針對各類別的定義 Company definition of category	確認預期信貸損失撥備的基準 Basis for recognition of ECL provision
表現佳	信貸風險與原有預期一致的貸款。	十二個月的預期損失。對於預期存續期在十二個月內的資產，預期損失基於預期存續期計量(階段1)。
Performing	Loans whose credit risk is in line with original expectations.	12 month expected losses. Where the expected lifetime of an asset is less than 12 months, expected losses are measured at its expected lifetime (stage 1).
表現不佳	貸款較原有預期相比信貸風險顯著增加；倘利息及／或本金還款逾期30天，則假定信貸風險顯著增加(更多詳情請參閱上文)。	整個週期內預期的損失(階段2)。
Underperforming	Loans for which a significant increase in credit risk has occurred compared to original expectations; a significant increase in credit risk is presumed if interest and/or principal repayments are 30 days past due (see above for more detail).	Lifetime expected losses (stage 2).
不良(信用減值) Non-performing (credit impaired)	利息及／或本金還款逾期90天或客戶可能破產。	整個週期內預期的損失(階段3)。
	Interest and/or principal repayments are 90 days past due or it becomes probable a customer will enter bankruptcy.	Lifetime expected losses (stage 3).
撇銷	利息及／或本金還款逾期180天且無法合理預期收回。	撇銷資產
Write-off	Interest and/or principal repayments are 180 days past due and there is no reasonable expectation of recovery.	Asset is written off

3 FINANCIAL RISK MANAGEMENT (CONTINUED)

3.1 FINANCIAL RISK FACTORS (CONTINUED)

(B) CREDIT RISK (CONTINUED)

(II) IMPAIRMENT OF FINANCIAL ASSETS (CONTINUED)

Deposits and other receivables,
amounts due from associates and
loans to related parties (continued)

合併財務報表附註

NOTES TO THE CONSOLIDATED FINANCIAL STATEMENTS

3 財務風險管理 (續)

3.1 財務風險因素 (續)

(B) 信貸風險 (續)

(II) 金融資產減值 (續)

按金、其他應收款項、應收聯營公司款項及向關連方作出的貸款 (續)

下表顯示根據本集團信貸政策之信貸質量及最大信用風險敞口 (其主要根據中央信用評級 (除非無需投入過多成本或努力即可獲得其他資料)釐定)及二零二一年及二零二二年十二月三十一日之年末階段分類。所呈列金額為金融資產之賬面總值：

3 FINANCIAL RISK MANAGEMENT (CONTINUED)

3.1 FINANCIAL RISK FACTORS (CONTINUED)

(B) CREDIT RISK (CONTINUED)

(II) IMPAIRMENT OF FINANCIAL ASSETS (CONTINUED)

Deposits and other receivables, amounts due from associates and loans to related parties (continued)

The tables below show the credit quality and the maximum exposure to credit risk based on the Group's credit policy, which is mainly based on central credit rating unless other information is available without undue cost or effort, and year-end staging classification as at 31 December 2021 and 2022. The amounts presented are gross carrying amounts for financial assets:

合併財務報表附註

NOTES TO THE CONSOLIDATED FINANCIAL STATEMENTS

3 財務風險管理(續)

3.1 財務風險因素(續)

(B) 信貸風險(續)

(II) 金融資產減值(續)

按金、其他應收款項、應收聯營公司款項及向關連方作出的貸款(續)

3 FINANCIAL RISK MANAGEMENT (CONTINUED)

3.1 FINANCIAL RISK FACTORS (CONTINUED)

(B) CREDIT RISK (CONTINUED)

(II) IMPAIRMENT OF FINANCIAL ASSETS (CONTINUED)

Deposits and other receivables, amounts due from associates and loans to related parties (continued)

		違約時的 賬面總值 (第1階段)	違約時的 賬面總值 (第2階段)	違約時的 賬面總值 (第3階段)
		Gross carrying amount at default (stage 1)	Gross carrying amount at default (stage 2)	Gross carrying amount at default (stage 3)
		人民幣千元 RMB'000	人民幣千元 RMB'000	人民幣千元 RMB'000
於二零二二年十二月三十一日	As at 31 December 2022			
按金和其他應收款項	Deposits and other receivables	445,333	437	11,345
應收聯營公司款項	Amount due from associates	932	-	-
貸款予關聯方	Loans to related parties	39,512	-	11,345
		485,777	437	11,345
於二零二一年十二月三十一日	As at 31 December 2021			
按金和其他應收款項	Deposits and other receivables	481,351	-	-
應收聯營公司款項	Amount due from associates	15	-	-
貸款予關聯方	Loans to related parties	12,608	-	-
		493,974	-	-

合併財務報表附註

NOTES TO THE CONSOLIDATED FINANCIAL STATEMENTS

3 財務風險管理 (續)

3.1 財務風險因素 (續)

(B) 信貸風險 (續)

(II) 金融資產減值 (續)

按金、其他應收款項、應收聯營公司款項及向關連方作出的貸款 (續)

於二零二二年十二月三十一日，金額為人民幣437,000元及人民幣11,345,000元的按金及其他應收款項分別根據上文披露的政策分類為第2階段及第3階段。除該等結餘外，截至二零二二年十二月三十一日止年度，按金及其他應收款項、應收聯營公司款項及向關聯方貸款的第一階段、第二階段及第三階段之間並無轉撥 (二零二一年：相同)

在應收款項的存續期內，本集團透過適時計提適當信貸虧損對其信貸風險入賬。在計算預期信貸虧損率時，本集團考慮各類聯營公司、加盟商、區域代理及供應商的過往虧損率，並對前瞻性宏觀經濟數據作出調整。

3 FINANCIAL RISK MANAGEMENT (CONTINUED)

3.1 FINANCIAL RISK FACTORS (CONTINUED)

(B) CREDIT RISK (CONTINUED)

(II) IMPAIRMENT OF FINANCIAL ASSETS (CONTINUED)

Deposits and other receivables, amounts due from associates and loans to related parties (continued)

As at 31 December 2022, deposits and other receivables amounting to RMB437,000 and RMB11,345,000 was classified as stage 2 and stage 3 respectively in accordance with the policy disclosed above. Apart from such balances, there were no transfers between stage 1, 2 and 3 for deposits and other receivables, amounts due from associates and loans to related parties during the year ended 31 December 2022 (2021: same)

Over the term of the receivables, the Group accounts for its credit risk by appropriately providing for ECL on a timely basis. In calculating the ECL rates, the Group considers historical loss rates for each category of associates, franchisees, regional dealers and suppliers, and adjusts for forward-looking macroeconomic data.

合併財務報表附註

NOTES TO THE CONSOLIDATED FINANCIAL STATEMENTS

3 財務風險管理(續)

3.1 財務風險因素(續)

(B) 信貸風險(續)

(II) 金融資產減值(續)

按金、其他應收款
項、應收聯營公司款
項及向關連方作出的
貸款(續)

本集團對有關其按金、應收聯營公司款項及向關連方作出的貸款的預期信貸虧損進行前瞻性評估。餘額按攤銷成本列賬，並採用三級法評估減值。該等人士發生違約的風險甚低，且有能力償還合同現金流量。由於並無重大違約記錄，且前瞻性評估影響並不重大，故此預期虧損率微乎其微。

截至二零二二年十二月三十一日止年度，估值技術或假設並無重大變動(二零二一年：相同)。

3 FINANCIAL RISK MANAGEMENT (CONTINUED)

3.1 FINANCIAL RISK FACTORS (CONTINUED)

(B) CREDIT RISK (CONTINUED)

(II) IMPAIRMENT OF FINANCIAL ASSETS (CONTINUED)

Deposits and other receivables, amounts due from associates and loans to related parties (continued)

The Group assesses on a forward looking basis the expected credit losses associated with its deposits and other receivables, amounts due from associates and loans to related parties. The balances are carried at amortised cost and adopted three-stages approach to assess the impairment. Those parties have a low risk of default and a capacity to meet contractual cash flows. The expected losses rate is minimal given there is no history of significant defaults and insignificant impact from forward-looking estimates.

No significant changes to estimation techniques or assumptions were made during the year ended 31 December 2022 (2021: same).

合併財務報表附註

NOTES TO THE CONSOLIDATED FINANCIAL STATEMENTS

3 財務風險管理 (續)

3.1 財務風險因素 (續)

(B) 信貸風險 (續)

(II) 金融資產減值 (續)

於二零二二年及二零二一年十二月三十一日的貿易應收款項、按金及其他應收款項的虧損撥備與期初虧損撥備對賬如下：

		貿易應收款項 Trade receivables		按金及其他 應收款項 Deposits and other receivables	總計
		個別基準	集體基準	個別基準	
		Individual basis	Collective basis	Individual basis	Total
		人民幣千元 RMB'000	人民幣千元 RMB'000	人民幣千元 RMB'000	人民幣千元 RMB'000
於二零二一年一月一日	At 1 January 2021	20,481	9,430	7,573	37,484
年內減值虧損/(撥回)	Impairment losses/(reversal) for the year	6,726	(1,566)	210	5,370
於二零二一年 十二月三十一日	At 31 December 2021	27,207	7,864	7,783	42,854
年內減值虧損/(撥回)	Impairment losses/(reversal) for the year	-	2,751	(573)	2,178
於二零二二年 十二月三十一日	At 31 December 2022	27,207	10,615	7,210	45,032

3 FINANCIAL RISK MANAGEMENT (CONTINUED)

3.1 FINANCIAL RISK FACTORS (CONTINUED)

(B) CREDIT RISK (CONTINUED)

(II) IMPAIRMENT OF FINANCIAL ASSETS (CONTINUED)

The loss allowances for trade receivables, deposits and other receivables as at 31 December 2021 and 2022 reconcile to the opening loss allowances as follows:

合併財務報表附註

NOTES TO THE CONSOLIDATED FINANCIAL STATEMENTS

3 財務風險管理(續)

3.1 財務風險因素(續)

(C) 流動資金風險

通過審慎的流動性風險管理，本集團旨在保持充足的現金及現金等價物，並通過充足的可用融資(包括短期借款)確保充足的可動用資金。

下表根據合併財務狀況表日至合同到期日的剩餘期間，將本集團的非衍生金融負債分為相關到期日組。表中披露的金額為合同未貼現現金流。十二個月內到期的餘額(貸款和租賃負債除外)等於其賬面餘額，因為貼現的影響並不顯著。

3 FINANCIAL RISK MANAGEMENT (CONTINUED)

3.1 FINANCIAL RISK FACTORS (CONTINUED)

(C) LIQUIDITY RISK

With prudent liquidity risk management, the Group aims to maintain sufficient cash and cash equivalents and ensure the availability of funding through an adequate amount of available financing, including short-term borrowings.

The table below analyses the Group's non-derivative financial liabilities into relevant maturity groupings based on the remaining period at the date of the consolidated statement of financial position to the contractual maturity date. The amounts disclosed in the table are the contractual undiscounted cash flows. Balances due within twelve months other than loans, and lease liabilities equal their carrying balances, as the impact of discounting is not significant.

		按要求或 少於一年	一至兩年	兩至五年	五年以上	總計
		On demand or less than 1 year	Between 1 and 2 years	Between 2 and 5 years	Over 5 years	Total
		人民幣千元 RMB' 000	人民幣千元 RMB' 000	人民幣千元 RMB' 000	人民幣千元 RMB' 000	人民幣千元 RMB' 000
截至二零二二年十二月三十一日	As at 31 December 2022					
貿易應付款項	Trade payables	509,916	-	-	-	509,916
其他應付款項	Other payables	1,042,688	3,386	70,303	-	1,116,377
應付聯營公司款項	Amounts due to associates	25,370	-	-	-	25,370
銀行借款	Bank borrowings	1,274,559	9,322	39,843	58,938	1,382,662
租賃負債	Lease liabilities	33,426	25,005	150,496	286,761	495,688
		2,885,959	37,713	260,642	345,699	3,530,013

合併財務報表附註

NOTES TO THE CONSOLIDATED FINANCIAL STATEMENTS

3 財務風險管理 (續)

3.1 財務風險因素 (續)

(C) 流動資金風險 (續)

		按要求或				總計
		少於一年	一至兩年	兩至五年	五年以上	
		On demand				
		or less than	Between	Between 2	Over	
		1 year	1 and 2 years	and 5 years	5 years	
		人民幣千元	人民幣千元	人民幣千元	人民幣千元	人民幣千元
		RMB'000	RMB'000	RMB'000	RMB'000	RMB'000
截至二零二一年十二月三十一日	As at 31 December 2021					
貿易應付款項	Trade payables	345,196	-	-	-	345,196
其他應付款項	Other payables	912,099	9,963	62,303	-	984,365
應付聯營公司款項	Amounts due to associates	15,882	-	-	-	15,882
銀行借款	Bank borrowings	1,489,838	1,919	11,280	4,741	1,507,778
租賃負債	Lease liabilities	55,174	51,732	147,840	337,340	592,086
		2,818,189	63,614	221,423	342,081	3,445,307

3.2 資本風險管理

本集團之資本管理目標旨在保障本集團之持續經營能力，為股東提供回報並為其他持份者帶來利益，同時維持最佳的資本結構以減低資本成本。

本集團利用資本負債比率監控資本。該比率按淨負債除以總資本（總股本和淨負債之和）計算，如合併財務狀況表所示。淨負債按銀行借款總額及租賃負債減去現金及現金等價物、銀行存款和限制性銀行存款計算。

3 FINANCIAL RISK MANAGEMENT (CONTINUED)

3.1 FINANCIAL RISK FACTORS (CONTINUED)

(C) LIQUIDITY RISK (CONTINUED)

		按要求或				總計
		少於一年	一至兩年	兩至五年	五年以上	
		On demand				
		or less than	Between	Between 2	Over	
		1 year	1 and 2 years	and 5 years	5 years	
		人民幣千元	人民幣千元	人民幣千元	人民幣千元	人民幣千元
		RMB'000	RMB'000	RMB'000	RMB'000	RMB'000
截至二零二一年十二月三十一日	As at 31 December 2021					
貿易應付款項	Trade payables	345,196	-	-	-	345,196
其他應付款項	Other payables	912,099	9,963	62,303	-	984,365
應付聯營公司款項	Amounts due to associates	15,882	-	-	-	15,882
銀行借款	Bank borrowings	1,489,838	1,919	11,280	4,741	1,507,778
租賃負債	Lease liabilities	55,174	51,732	147,840	337,340	592,086
		2,818,189	63,614	221,423	342,081	3,445,307

3.2 CAPITAL RISK MANAGEMENT

The Group's objectives when managing capital are to safeguard the Group's ability to continue as a going concern in order to provide returns for shareholders and benefits for other stakeholders and to maintain an optimal capital structure to reduce the cost of capital.

The Group monitors capital on the basis of the gearing ratio. This ratio is calculated as net debt divided by total capital (the sum of total equity and net debt), as shown in the consolidated statement of financial position. Net debt is calculated as total bank borrowings and lease liabilities less cash and cash equivalents, bank deposits and restricted bank deposits.

合併財務報表附註

NOTES TO THE CONSOLIDATED FINANCIAL STATEMENTS

3 財務風險管理(續)

3.2 資本風險管理(續)

本集團的策略為維持穩固的資本基礎，以支持其業務的長期營運和發展。截至二零二一年及二零二二年十二月三十一日的資本負債比率(定義為淨負債除以總資本)如下：

		截至十二月三十一日 As at 31 December	
		二零二二年 2022	二零二一年 2021
		人民幣千元 RMB'000	人民幣千元 RMB'000
銀行借款(附註27)	Bank borrowings (Note 27)	1,334,941	1,452,511
租賃負債(附註15)	Lease liabilities (Note 15)	467,630	570,988
減：	Less:		
現金及現金等價物(附註26)	Cash and cash equivalents (Note 26)	(1,465,908)	(564,666)
銀行存款(附註26)	Bank deposits (Note 26)	(20,000)	(350,000)
限制性銀行存款(附註26)	Restricted bank deposits (Note 26)	(290,315)	(273,699)
淨負債	Net debt	26,348	835,134
總權益	Total equity	3,019,491	2,712,961
總資本	Total capital	3,045,839	3,548,095
資本負債比率	Gearing ratio	1%	24%

截至二零二二年十二月三十一日止年度，資本負債比率大幅減少主要由於現金及現金等價物增加。

3 FINANCIAL RISK MANAGEMENT (CONTINUED)

3.2 CAPITAL RISK MANAGEMENT (CONTINUED)

The Group's strategy was to maintain a solid capital base to support the operations and development of its business in the long term. The gearing ratios (defined as net debt divided by total capital) as at 31 December 2021 and 2022 were as follows:

Substantial decrease in gearing ratio for the year ended 31 December 2022 resulted primarily from increase in cash and cash equivalents.

合併財務報表附註

NOTES TO THE CONSOLIDATED FINANCIAL STATEMENTS

3 財務風險管理 (續)

3.3 公允價值估計

(A) 金融資產

本節闡明在確定合併財務報表中以公允價值確認和計量的金融工具的公允價值時作出的判斷和估計。為說明用於確定公允價值的輸入數據的可靠性，本集團將其金融工具分為以下三個級別：

- 自同一資產或負債於活躍市場中的報價(未經調整)(第一級)。
- 除計入第一級之報價外，自資產或負債直接(即價格)或間接(自價格衍生)的可觀察輸入數據(第二級)。
- 並非根據可觀察市場數據(無法觀察輸入數據)之資產或負債之輸入數據(第三級)。

3 FINANCIAL RISK MANAGEMENT (CONTINUED)

3.3 FAIR VALUE ESTIMATION

(A) FINANCIAL ASSETS

This section explains the judgements and estimates made in determining the fair values of the financial instruments that are recognised and measured at fair value in the consolidated financial statements. To provide an indication about the reliability of the inputs used in determining fair value, the Group has classified its financial instruments into the three levels as following:

- Quoted prices (unadjusted) in active markets for identical assets or liabilities (level 1).
- Inputs other than quoted prices included within level 1 that are observable for the asset or liability, either directly (that is, as prices) or indirectly (that is, derived from prices) (level 2).
- Inputs for the asset or liability that are not based on observable market data (that is, unobservable inputs) (level 3).

合併財務報表附註

NOTES TO THE CONSOLIDATED FINANCIAL STATEMENTS

3 財務風險管理(續)

3.3 公允價值估計(續)

(A) 金融資產(續)

下表顯示本集團在二零二一年及二零二二年十二月三十一日以公允價值計量的金融資產的公允價值層級。

經常性公允價值計量	Recurring fair value measurements	第一級	第二級	第三級	總計
		Level 1	Level 2	Level 3	Total
		人民幣千元	人民幣千元	人民幣千元	人民幣千元
		RMB' 000	RMB' 000	RMB' 000	RMB' 000
於二零二二年十二月三十一日	At 31 December 2022				
金融資產	Financial assets				
以公允價值計量且其變動計入其他綜合收益的金融資產	Financial assets at FVOCI				
– 上市股本證券	– Listed equity securities	3,079	–	–	3,079
– 非上市股本證券	– Unlisted equity securities	–	–	15,334	15,334
以公允價值計量且其變動計入損益的金融資產	Financial assets at FVTPL				
– 非上市結構性存款	– Unlisted structured deposits	–	–	623,800	623,800
– 非上市複合金融工具	– Unlisted compound financial instruments	–	–	86,628	86,628
		3,079	–	725,762	728,841

3 FINANCIAL RISK MANAGEMENT (CONTINUED)

3.3 FAIR VALUE ESTIMATION (CONTINUED)

(A) FINANCIAL ASSETS (CONTINUED)

The following tables present the fair value hierarchy of the Group's financial assets that were measured at fair value at 31 December 2021 and 2022.

合併財務報表附註

NOTES TO THE CONSOLIDATED FINANCIAL STATEMENTS

3 財務風險管理 (續)

3.3 公允價值估計 (續)

(A) 金融資產 (續)

經常性公允價值計量	Recurring fair value measurements	第一級	第二級	第三級	總計
		Level 1 人民幣千元 RMB'000	Level 2 人民幣千元 RMB'000	Level 3 人民幣千元 RMB'000	Total 人民幣千元 RMB'000
於二零二一年十二月三十一日	At 31 December 2021				
金融資產	Financial assets				
以公允價值計量且其變動計入其他綜合收益的金融資產	Financial assets at FVOCI				
– 上市股本證券	– Listed equity securities	4,989	–	–	4,989
– 非上市股本證券	– Unlisted equity securities	–	–	5,875	5,875
以公允價值計量且其變動計入損益的金融資產	Financial assets at FVTPL				
– 非上市結構性存款	– Unlisted structured deposits	–	–	1,039,995	1,039,995
– 非上市複合金融工具	– Unlisted compound financial instruments	–	–	82,286	82,286
		4,989	–	1,128,156	1,133,145

第一級金融工具

在活躍市場交易的金融工具的公允價值以每個報告日的市場報價為基礎。倘市場的報價隨時可從交易所、交易商、經紀商、行業集團、定價服務或管理機構獲得，該市場則視為活躍，而該等價格代表實際及經常發生的公平市場交易。本集團持有的金融資產所採用的市場報價為現時買入價。該等工具納入第一級。

3 FINANCIAL RISK MANAGEMENT (CONTINUED)

3.3 FAIR VALUE ESTIMATION (CONTINUED)

(A) FINANCIAL ASSETS (CONTINUED)

FINANCIAL INSTRUMENTS IN LEVEL 1

The fair value of financial instruments traded in active markets is based on quoted market prices at each of the reporting dates. A market is regarded as active if quoted prices are readily and regularly available from an exchange, dealer, broker, industry group, pricing service or regulatory agency and those prices represent actual and regularly occurring market transactions on an arm's length basis. The quoted market price used for financial assets held by the Group is the current bid price. These instruments are included in level 1.

合併財務報表附註

NOTES TO THE CONSOLIDATED FINANCIAL STATEMENTS

3 財務風險管理(續)

3.3 公允價值估計(續)

(A) 金融資產(續)

第二級金融工具

不在活躍市場交易的金融工具的公允價值乃通過估值技術釐定。該等估值技術最大限度利用可觀察市場數據，盡量減少依賴於具體實體的估計。如果一個工具的公允價值所需的所有重要輸入數據都是可觀測的，則該工具納入第二級。

第三級金融工具

倘一個或多個重要輸入數據並非基於可觀察市場數據，則該工具納入第三級。

(i) 用於釐定公允價值的估值技巧

金融工具估值所用的特定估值技術包括：

- 上市股本證券 – 市場報價；
- 非上市股本證券 – 類似工具市盈率的市場法，按缺乏市場流通性折讓進行調整；

3 FINANCIAL RISK MANAGEMENT (CONTINUED)

3.3 FAIR VALUE ESTIMATION (CONTINUED)

(A) FINANCIAL ASSETS (CONTINUED)

FINANCIAL INSTRUMENTS IN LEVEL 2

The fair value of financial instruments that are not traded in an active market is determined by using valuation techniques. These valuation techniques maximise the use of observable market data where it is available and rely as little as possible on entity specific estimates. If all significant inputs required to fair value of an instruments are observable, the instrument is included in level 2.

FINANCIAL INSTRUMENTS IN LEVEL 3

If one or more of the significant inputs is not based on observable market data, the instrument is included in level 3.

(i) Valuation techniques used to determine fair values

Specific valuation techniques used to value financial instruments include:

- Listed equity securities – Quoted market prices;
- Unlisted equity securities – Market approach with price-to-earnings ratio for similar instruments, adjusted by discount for lack of marketability;

合併財務報表附註

NOTES TO THE CONSOLIDATED FINANCIAL STATEMENTS

3 財務風險管理 (續)

3.3 公允價值估計 (續)

(A) 金融資產 (續)

第三級金融工具 (續)

(i) 用於釐定公允價值的
估值技巧 (續)

金融工具估值所用的
特定估值技術包括：
(續)

- 非上市結構性存款 – 具不可觀察輸入數據的折現現金流量模型，其包括對預期未來現金流量的假設；及
- 複合金融工具 – 具不可觀察輸入數據的股權分配模型，其中包括EV/EBIT比率及缺乏市場流通性折讓，以及具不可觀察輸入數據的貼現現金流量模型，其中包括貼現率。

本集團資產的第三級工具包括以公允價值計量且其變動計入其他綜合收益的未上市股本證券、以公允價值計量且其變動計入損益的未上市結構性存款，以及以公允價值計量且其變動計入損益的未上市複合金融工具。

3 FINANCIAL RISK MANAGEMENT (CONTINUED)

3.3 FAIR VALUE ESTIMATION (CONTINUED)

(A) FINANCIAL ASSETS (CONTINUED)

FINANCIAL INSTRUMENTS IN LEVEL 3 (CONTINUED)

(i) Valuation techniques used to
determine fair values (continued)

Specific valuation techniques used to
value financial instruments include:
(continued)

- Unlisted structured deposits – Discounted cash flow model with unobservable inputs including assumptions of expected future cash flows; and
- Compound financial instruments – Equity allocation model with unobservable inputs including EV/EBIT ratio and discount for lack of marketability, and discounted cash flow model with unobservable inputs including discount rate.

Level 3 instruments of the Group's assets include unlisted equity securities measured at fair value through other comprehensive income, unlisted structured deposits measured at fair value through profit and loss and unlisted compound financial instruments measured at fair value through profit and loss.

合併財務報表附註

NOTES TO THE CONSOLIDATED FINANCIAL STATEMENTS

3 財務風險管理(續)

3.3 公允價值估計(續)

(A) 金融資產(續)

第三級金融工具(續)

- (ii) 使用重大不可觀察輸入數據的公允價值計量(第三級)

下表呈列截至二零二二年及二零二一年十二月三十一日止年度的第三級項目變動情況：

		非上市 股本證券 Unlisted equity securities 人民幣千元 RMB'000	非上市 結構性存款 Unlisted structured deposits 人民幣千元 RMB'000	非上市複合 金融工具 Unlisted compound financial instruments 人民幣千元 RMB'000
於二零二一年一月一日	At 1 January, 2021	55,409	414,744	75,166
收購	Acquisitions	3,002	7,487,295	20,000
贖回	Redemption	-	(6,881,429)	(2,743)
轉撥至聯營公司的權益	Transfer to interests in associates	(8,063)	-	-
於其他綜合收益中確認的虧損	Loss recognised in other comprehensive income	(44,473)	-	-
於其他收益中確認的收益／(虧損)淨額*	Gains/(losses) recognised in other gains, net*	-	19,385	(10,137)
於二零二一年十二月三十一日	At 31 December 2021	5,875	1,039,995	82,286
收購	Acquisitions	11,713	5,012,465	-
贖回	Redemption	(189)	(5,449,054)	-
轉撥至聯營公司的權益	Transfer to interests in associates	-	-	-
於其他綜合收益中確認的虧損	Loss recognised in other comprehensive income	(2,065)	-	-
於其他收益中確認的收益*	Gains recognised in other gains, net*	-	20,394	4,342
於二零二二年十二月三十一日	At 31 December 2022	15,334	623,800	86,628

3 FINANCIAL RISK MANAGEMENT (CONTINUED)

3.3 FAIR VALUE ESTIMATION (CONTINUED)

(A) FINANCIAL ASSETS (CONTINUED)

FINANCIAL INSTRUMENTS IN LEVEL 3 (CONTINUED)

- (ii) Fair values measurements using significant unobservable inputs (level 3)

The following table presents the changes in level 3 items for the years ended 31 December 2022 and 2021:

合併財務報表附註

NOTES TO THE CONSOLIDATED FINANCIAL STATEMENTS

3 財務風險管理 (續)

3.3 公允價值估計 (續)

(A) 金融資產 (續)

第三級金融工具 (續)

- (ii) 使用重大不可觀察輸入數據的公允價值計量 (第三級) (續)

下表呈列截至二零二二年及二零二一年十二月三十一日止年度的第三級項目變動情況：

3 FINANCIAL RISK MANAGEMENT (CONTINUED)

3.3 FAIR VALUE ESTIMATION (CONTINUED)

(A) FINANCIAL ASSETS (CONTINUED)

FINANCIAL INSTRUMENTS IN LEVEL 3 (CONTINUED)

- (ii) Fair values measurements using significant unobservable inputs (level 3) (continued)

The following table presents the changes in level 3 items for the years ended 31 December 2022 and 2021:

		非上市 股本證券 Unlisted equity securities 人民幣千元 RMB'000	非上市 結構性存款 Unlisted structured deposits 人民幣千元 RMB'000	非上市複合 金融工具 Unlisted compound financial instruments 人民幣千元 RMB'000
* 包括歸屬於年末結餘而於損益中確認的未變現收益/(虧損)	* includes unrealised gains/(losses) recognised in profit or loss attributable to balances held at the end of year			
二零二一年	2021	-	3,731	(10,337)
二零二二年	2022	-	2,341	4,342

合併財務報表附註

NOTES TO THE CONSOLIDATED FINANCIAL STATEMENTS

3 財務風險管理(續)

3.3 公允價值估計(續)

(A) 金融資產(續)

第三級金融工具(續)

- (ii) 使用重大不可觀察輸入數據的公允價值計量(第三級)(續)

本集團委聘外部獨立合資格估值師釐定重大非上市股本證券的公允價值。本集團財務部門設有一個團隊，就財務報告目的對非財產性項目進行估值，包括第3級公允價值。該團隊直接向財務總監(「財務總監」)及各董事報告。為配合本集團的半年報告期，財務總監、各名董事及估值團隊之間的估值流程及結果討論應至少六個月舉行一次。

下表概述第三級公允價值計量採用的重大不可觀察輸入數據(有關所採用的估值技術請參閱上文(i))及倘關鍵假設發生變化時的公允價值增加的量化資料：

3 FINANCIAL RISK MANAGEMENT (CONTINUED)

3.3 FAIR VALUE ESTIMATION (CONTINUED)

(A) FINANCIAL ASSETS (CONTINUED)

FINANCIAL INSTRUMENTS IN LEVEL 3 (CONTINUED)

- (ii) *Fair values measurements using significant unobservable inputs (level 3) (continued)*

The Group engages external, independent and qualified valuer, to determine the fair value of material unlisted equity securities. The finance department of the Group also includes a team that performs the valuations of non-property items required for financial reporting purposes, including level 3 fair values. This team reports directly to the Financial Director ("FD") and the directors. Discussions of valuation processes and results are held between the FD, the directors and the valuation team at least once every six months, in line with the Group's half-yearly reporting periods.

The following table summarises the quantitative information about the significant unobservable inputs used in level 3 fair value measurements (see (i) above for the valuation techniques adopted) and fair value increase if key assumptions been changed:

合併財務報表附註 NOTES TO THE CONSOLIDATED FINANCIAL STATEMENTS

3 財務風險管理 (續)

3.3 公允價值估計 (續)

(A) 金融資產 (續)

第三級金融工具 (續)

- (ii) 使用重大不可觀察輸入數據的公允價值計量 (第三級) (續)

描述 Description	公允價值 Fair value		不可觀察輸入數據 Unobservable inputs	不可觀察輸入數據範圍 Range of unobservable inputs	不可觀察輸入數據與公允價值的關係 Relationship of unobservable inputs to fair value	關鍵假設合理變化 Reasonable change in key assumptions	公允價值增加 Fair value increased by	
	於十二月三十一日 As at 31 December						於十二月三十一日 As at 31 December	
	二零二二年 2022	二零二一年 2021					二零二二年 2022	二零二一年 2021
	人民幣千元 RMB'000	人民幣千元 RMB'000					人民幣千元 RMB'000	人民幣千元 RMB'000
非上市股本證券 Unlisted equity securities	15,334	5,875	(1) 類似工具的市盈率 (1) Price-to-earnings ratio for similar instruments (2) 缺乏市場流通性折讓 (2) Discount for lack of marketability	(1) 截至二零二一年十二月三十一日止年度：11.1X至14.0X 截至二零二二年十二月三十一日止年度：11.2X至14.6X (1) Year ended 31 December 2021: 11.1X to 14.0X Year ended 31 December 2022: 11.2X to 14.6X (2) 截至二零二一年十二月三十一日止年度：25%至30% 截至二零二二年十二月三十一日止年度：25%至30% (2) Year ended 31 December 2021: 25% to 30% Year ended 31 December 2022: 25% to 30%	(1) 市盈率愈高，公允價值愈高 (1) The higher the price-to-earnings ratio, the higher the fair value (2) 預期回報率愈高，公允價值愈高 (2) The lower the discount for lack of marketability, the higher the fair value	(1) 類似工具的市盈率提高1x (1) Price-to-earnings ratio for similar instruments increases by 1x (2) 缺乏市場流通性折讓降低5% (2) Discount for lack of marketability decreases by 5%	234	101
							439	176

3 FINANCIAL RISK MANAGEMENT (CONTINUED)

3.3 FAIR VALUE ESTIMATION (CONTINUED)

(A) FINANCIAL ASSETS (CONTINUED)

FINANCIAL INSTRUMENTS IN LEVEL 3 (CONTINUED)

- (ii) Fair values measurements using significant unobservable inputs (level 3) (continued)

合併財務報表附註

NOTES TO THE CONSOLIDATED FINANCIAL STATEMENTS

3 財務風險管理(續)

3 FINANCIAL RISK MANAGEMENT
(CONTINUED)

3.3 公允價值估計(續)

3.3 FAIR VALUE ESTIMATION
(CONTINUED)

(A) 金融資產(續)

(A) FINANCIAL ASSETS (CONTINUED)

第三級金融工具(續)

FINANCIAL INSTRUMENTS IN LEVEL 3
(CONTINUED)

(ii) 使用重大不可觀察輸入數據的公允價值計量(第三級)(續)

(ii) Fair values measurements using significant unobservable inputs (level 3) (continued)

描述 Description	公允價值 Fair value		不可觀察輸入數據 Unobservable inputs	不可觀察輸入數據範圍 Range of unobservable inputs	不可觀察輸入數據與公允價值的關係 Relationship of unobservable inputs to fair value	關鍵假設合理變化 Reasonable change in key assumptions	公允價值增加 Fair value increased by	
	於十二月三十一日 As at 31 December						於十二月三十一日 As at 31 December	
	二零二二年 2022	二零二一年 2021					二零二二年 2022	二零二一年 2021
	人民幣千元 RMB'000	人民幣千元 RMB'000					人民幣千元 RMB'000	人民幣千元 RMB'000
非上市複合金融工具—可轉換債券 Unlisted compound financial instruments—convertible bond	67,739	58,177	預期回報率 Expected return rate	截至二零二一年十二月三十一日止年度 13.4%至18.6% Year ended 31 December 2021 13.4% to 18.6%	預期回報率愈高，公允價值愈低 The higher the expected return rate, the lower the fair value.	預期回報率提高1% Expected return rate increases by 1%	887	761
				截至二零二二年十二月三十一日止年度 13.2%至25.6% Year ended 31 December 2022 13.2% to 25.6%				

合併財務報表附註 NOTES TO THE CONSOLIDATED FINANCIAL STATEMENTS

3 財務風險管理 (續)

3.3 公允價值估計 (續)

(A) 金融資產 (續)

第三級金融工具 (續)

- (ii) 使用重大不可觀察輸入數據的公允價值計量 (第三級) (續)

描述 Description	公允價值 Fair value		不可觀察輸入數據 Unobservable inputs	不可觀察輸入數據範圍 Range of unobservable inputs	不可觀察輸入數據與公允價值的關係 Relationship of unobservable inputs to fair value	關鍵假設合理變化 Reasonable change in key assumptions	公允價值增加 Fair value increased by	
	於十二月三十一日 As at 31 December						於十二月三十一日 As at 31 December	
	二零二二年 2022	二零二一年 2021					二零二二年 2022	二零二一年 2021
	人民幣千元 RMB'000	人民幣千元 RMB'000					人民幣千元 RMB'000	人民幣千元 RMB'000
非上市複合金融工具 – 可贖回股份 Unlisted compound financial instruments – redeemable share	18,889	24,109	(1) 市場倍數 (EV/EBIT比率) (1) Market multiple (EV/EBIT ratio) (2) 缺乏市場流通性折讓 (2) Discount for lack of marketability	(1) 截至二零二一年十二月三十一日止年度：12.5X 截至二零二二年十二月三十一日止年度：12.36X (1) Year ended 31 December 2021: 12.5X Year ended 31 December 2022: 12.36X (2) 截至二零二一年十二月三十一日止年度：22% 截至二零二二年十二月三十一日止年度：20% (2) Year ended 31 December 2021: 22% Year ended 31 December 2022: 20%	(1) EV/EBIT比率愈高，公允價值愈高。 (1) The higher the EV/EBIT ratio, the higher the fair value. (2) 缺乏市場流通性折讓愈低，公允價值愈高 (2) The lower the discount for lack of marketability, the higher the fair value	(1) EV/EBIT比率提高1X (1) EV/EBIT ratio increases by 1X (2) 缺乏市場流通性折讓降低1% (2) Discount for lack of marketability decreased by 1%	841	1,073
							102	130

3 FINANCIAL RISK MANAGEMENT (CONTINUED)

3.3 FAIR VALUE ESTIMATION (CONTINUED)

(A) FINANCIAL ASSETS (CONTINUED)

FINANCIAL INSTRUMENTS IN LEVEL 3 (CONTINUED)

- (ii) Fair values measurements using significant unobservable inputs (level 3) (continued)

合併財務報表附註

NOTES TO THE CONSOLIDATED FINANCIAL STATEMENTS

3 財務風險管理(續)

3 FINANCIAL RISK MANAGEMENT
(CONTINUED)

3.3 公允價值估計(續)

3.3 FAIR VALUE ESTIMATION
(CONTINUED)

(A) 金融資產(續)

(A) FINANCIAL ASSETS (CONTINUED)

第三級金融工具(續)

FINANCIAL INSTRUMENTS IN LEVEL 3
(CONTINUED)

(ii) 使用重大不可觀察輸入數據的公允價值計量(第三級)(續)

(ii) Fair values measurements using significant unobservable inputs (level 3) (continued)

描述 Description	公允價值 Fair value		不可觀察輸入數據 Unobservable inputs	不可觀察輸入數據範圍 Range of unobservable inputs	不可觀察輸入數據與公允價值的關係 Relationship of unobservable inputs to fair value	關鍵假設合理變化 Reasonable change in key assumptions	公允價值增加 Fair value increased by	
	於十二月三十一日 As at 31 December						於十二月三十一日 As at 31 December	
	二零二二年 2022	二零二一年 2021					二零二二年 2022	二零二一年 2021
	人民幣千元 RMB'000	人民幣千元 RMB'000					人民幣千元 RMB'000	人民幣千元 RMB'000
非上市 結構性存款 Unlisted structured deposits	623,800	1,039,995	(1) 預期回報率 (1) Expected return rate	截至二零二一年十二月三十一日止年度 1.6%至4.65% Year ended 31 December 2021 1.6% to 4.65%	預期回報率愈高，公允價值愈高 The higher the expected return rate, the higher the fair value	- 預期回報率增加1% - Expected return rate increases by 1%	3,694	6,076
				截至二零二二年十二月三十一日止年度 1.35%至3.3% Year ended 31 December 2022 1.35% to 3.3%				

合併財務報表附註

NOTES TO THE CONSOLIDATED FINANCIAL STATEMENTS

3 財務風險管理 (續)

3.3 公允價值估計 (續)

(A) 金融資產 (續)

第三級金融工具 (續)

- (ii) 使用重大不可觀察輸入數據的公允價值計量 (第三級) (續)

截至二零二二年十二月三十一日止年度，第一級、第二級及第三級金融工具之間並無就經常性公允價值計量作出轉撥 (二零二一年：相同)。本集團的政策為於報告期末確認公允價值層級之間的轉移。

由於期限較短或利率接近市場利率，本集團金融資產 (以公允價值計量且其變動計入損益的金融資產及以公允價值計量且其變動計入其他綜合收益的金融資產除外) 的賬面值及本集團金融負債的賬面值與其公允價值相若。

3 FINANCIAL RISK MANAGEMENT (CONTINUED)

3.3 FAIR VALUE ESTIMATION (CONTINUED)

(A) FINANCIAL ASSETS (CONTINUED)

FINANCIAL INSTRUMENTS IN LEVEL 3 (CONTINUED)

- (ii) *Fair values measurements using significant unobservable inputs (level 3) (continued)*

There were no transfers between levels 1, 2 and 3 for recurring fair value measurements during the year ended 31 December 2022 (2021: same). The Group's policy is to recognise transfers into and out of fair value hierarchy levels as at the end of the reporting period.

The carrying amounts of the Group's financial assets other than financial assets at FVTPL and financial assets at FVOCI, and the Group's financial liabilities approximate their fair values due to their short maturities or with interest rate close to market rate.

合併財務報表附註

NOTES TO THE CONSOLIDATED FINANCIAL STATEMENTS

3 財務風險管理(續)

3.3 公允價值估計(續)

(A) 金融資產(續)

第三級金融工具(續)

(iii) 估值流程

本集團聘請外部獨立及合資格的估值師，並利用內部貼現現金流量分析及市場法於每個財政年度結束時釐定金融工具的公允價值。

本集團使用的主要第三級輸入數據乃從下列各項取得及評估：

- 市盈率由外部獨立及合資格的估價師沃克森(北京)國際資產評估有限公司根據歷史數據及行業數據估計的；
- 缺乏市場流通性折讓由管理層根據行業數據估計；及
- 預期收益率由管理層根據現有市場數據估計。

3 FINANCIAL RISK MANAGEMENT (CONTINUED)

3.3 FAIR VALUE ESTIMATION (CONTINUED)

(A) FINANCIAL ASSETS (CONTINUED)

FINANCIAL INSTRUMENTS IN LEVEL 3 (CONTINUED)

(iii) Valuation processes

The Group engages external, independent and qualified valuer and makes use of in-house discounted cash flow analysis and market approach to determine the fair value of the financial instruments at the end of every financial year.

The main level 3 inputs used by the Group are derived and evaluated as follows:

- Price-to-earnings ratios are estimated by an external independent and qualified valuer, Vocation (Beijing) International Asset Valuation Co., Ltd based on historical data and industry data;
- Discount for lack of marketability are estimated by management based on industry data; and
- Expected return rate are estimated by management based on available market data.

合併財務報表附註

NOTES TO THE CONSOLIDATED FINANCIAL STATEMENTS

3 財務風險管理 (續)

3.3 公允價值估計 (續)

(B) 非金融資產

(I) 公允價值級別

本附註說明釐定於合併財務狀況表中按公允價值確認及計量的非金融資產及負債作出的判斷及估計。為得出釐定公允價值所用輸入數據的可信程度指標，本集團根據會計準則將其非金融資產及負債分類為三個等級。各級別說明載列於附註3.3(a)。

於二零二二年 十二月三十一日	At 31 December 2022	第一級 Level 1 人民幣千元 RMB'000	第二級 Level 2 人民幣千元 RMB'000	第三級 Level 3 人民幣千元 RMB'000	總計 Total 人民幣千元 RMB'000
非金融資產	Non-financial assets				
投資物業	Investment property	–	–	2,529	2,529
生物資產	Biological assets	–	–	6,139	6,139
		–	–	8,668	8,668

於二零二一年 十二月三十一日	At 31 December 2021	第一級 Level 1 人民幣千元 RMB'000	第二級 Level 2 人民幣千元 RMB'000	第三級 Level 3 人民幣千元 RMB'000	總計 Total 人民幣千元 RMB'000
非金融資產	Non-financial assets				
投資物業	Investment property	–	–	2,618	2,618
生物資產	Biological assets	–	–	4,525	4,525
		–	–	7,143	7,143

3 FINANCIAL RISK MANAGEMENT (CONTINUED)

3.3 FAIR VALUE ESTIMATION (CONTINUED)

(B) NON-FINANCIAL ASSETS

(I) FAIR VALUE HIERARCHY

This note explains the judgements and estimates made in determining the fair values of the non-financial assets that are recognised and measured at fair value in the consolidated statement of financial position. To provide an indication about the reliability of the inputs used in determining fair value, the Group has classified its non-financial assets and liabilities into the three levels prescribed under the accounting standards. An explanation of each level is provided in Note 3.3(a).

合併財務報表附註

NOTES TO THE CONSOLIDATED FINANCIAL STATEMENTS

3 財務風險管理(續)

3.3 公允價值估計(續)

(B) 非金融資產(續)

(I) 公允價值級別(續)

截至二零二二年十二月三十一日止年度，第一級、第二級與第三級經常性公允價值計量之間並無轉移(二零二一年：相同)。

本集團的政策是於報告期末確認公允價值層級之間的轉移。

(II) 釐定公允價值所用估值技術

新鮮水果培育的公允價值是根據種植園規模預期收入率、水果市場價格減去採收成本、實體擁有的土地及水果樹的資產貢獻費及培育新鮮果實成熟的其他成本，採用貼現現金流量法予以釐定。

投資物業的公允價值是於二零二一年及二零二二年十二月按類似物業的單價採用市場法確定。

所有生物資產及投資物業之公允價值估計均納入第三級。

3 FINANCIAL RISK MANAGEMENT (CONTINUED)

3.3 FAIR VALUE ESTIMATION (CONTINUED)

(B) NON-FINANCIAL ASSETS (CONTINUED)

(I) FAIR VALUE HIERARCHY (CONTINUED)

There were no transfers between levels 1, 2 and 3 for recurring fair value measurements during the year ended 31 December 2022 (2021: same).

The Group's policy is to recognise transfers into and out of fair value hierarchy levels as at the end of the reporting period.

(II) VALUATION TECHNIQUES USED TO DETERMINE FAIR VALUES

The fair value of growing fresh fruit bunches is determined using a discounted cash flow model based on the expected yield by plantation size, the market price for the fruits and after allowing for harvesting costs, contributory asset charges for the land and fruit trees owned by the entity and other costs yet to be incurred in getting the fresh fruit bunches to maturity.

The fair value of the investment property was determined using market approach with unit price for similar properties in December 2021 and 2022.

All resulting fair value estimates for biological assets and investment property are included in level 3.

合併財務報表附註

NOTES TO THE CONSOLIDATED FINANCIAL STATEMENTS

3 財務風險管理 (續)

3.3 公允價值估計 (續)

(B) 非金融資產 (續)

(III) 估值流程

本集團委聘外部獨立及合資格估值師以釐定於各財政年度末的生物資產公允價值。就投資物業而言，於二零二一年及二零二二年十二月三十一日，董事估值經參考市場銷售價釐定。

本集團主要使用的第三級輸入數據乃從下列各項取得及評估：

- 生物資產 – 種植水果產量、水果價格及貼現率由沃克森(北京)國際資產評估有限公司(一家外聘獨立及合格估值公司)根據種植園年份、氣候引發的變化、歷史數據及行業數據而估計得出；及
- 投資物業 – 按類似物業單價以市場法估值。

3 FINANCIAL RISK MANAGEMENT (CONTINUED)

3.3 FAIR VALUE ESTIMATION (CONTINUED)

(B) NON-FINANCIAL ASSETS (CONTINUED)

(III) VALUATION PROCESSES

The Group engages external, independent and qualified valuer to determine the fair value of the biological assets at the end of every financial year. For the investment property, directors' valuation with reference to the market selling price has been performed as at 31 December 2021 and 2022.

The main level 3 inputs used by the Group are derived and evaluated as follows:

- Biological assets – growing fruits yield, price of fruits and discount rates, are estimated by an external independent and qualified valuer, Vocation (Beijing) International Asset Valuation Co., Ltd based on the age of the plantation, climate-induced variations, historical data and industry data; and
- Investment property – Market approach with unit price for similar properties.

合併財務報表附註

NOTES TO THE CONSOLIDATED FINANCIAL STATEMENTS

3 財務風險管理(續)

3.3 公允價值估計(續)

(B) 非金融資產(續)

(IV) 採用重大不可觀察輸入數據之公允價值計量(第三級)

下表呈列截至二零二二年及二零二一年十二月三十一日止年度第三級項目變動情況：

		生物資產 Biological assets 人民幣千元 RMB'000	投資物業 Investment property 人民幣千元 RMB'000	總計 Total 人民幣千元 RMB'000
於二零二零年一月一日	At 1 January 2021	2,131	2,622	4,753
採購及種植	Purchase and cultivation	8,274	-	8,274
轉為存貨	Transfer to inventories	(5,386)	-	(5,386)
於其他收益中確認的虧損淨額*	Losses recognised in other gains, net*	(494)	(4)	(498)
於二零二一年十二月三十一日	At 31 December 2021	4,525	2,618	7,143
採購及種植	Purchase and cultivation	9,694	-	9,694
轉為存貨	Transfer to inventories	(9,214)	-	(9,214)
於其他收益中確認的 收益/虧損淨額*	Gain/(losses) recognised in other gains, net*	1,134	(89)	1,045
於二零二二年十二月三十一日	At 31 December 2022	6,139	2,529	8,668
* 包括歸屬於年末結餘而於損益中確認的未變現收益/(虧損)				
二零二一年	2021	(156)	(4)	(160)
二零二二年	2022	348	(89)	259

3 FINANCIAL RISK MANAGEMENT (CONTINUED)

3.3 FAIR VALUE ESTIMATION (CONTINUED)

(B) NON-FINANCIAL ASSETS (CONTINUED)

(IV) FAIR VALUE MEASUREMENTS USING SIGNIFICANT UNOBSERVABLE INPUTS (LEVEL 3)

The following table presents the changes in level 3 items for the years ended 31 December 2022 and 2021:

		生物資產 Biological assets 人民幣千元 RMB'000	投資物業 Investment property 人民幣千元 RMB'000	總計 Total 人民幣千元 RMB'000
於二零二零年一月一日	At 1 January 2021	2,131	2,622	4,753
採購及種植	Purchase and cultivation	8,274	-	8,274
轉為存貨	Transfer to inventories	(5,386)	-	(5,386)
於其他收益中確認的虧損淨額*	Losses recognised in other gains, net*	(494)	(4)	(498)
於二零二一年十二月三十一日	At 31 December 2021	4,525	2,618	7,143
採購及種植	Purchase and cultivation	9,694	-	9,694
轉為存貨	Transfer to inventories	(9,214)	-	(9,214)
於其他收益中確認的 收益/虧損淨額*	Gain/(losses) recognised in other gains, net*	1,134	(89)	1,045
於二零二二年十二月三十一日	At 31 December 2022	6,139	2,529	8,668
* includes unrealised gain/(losses) recognised in profit or loss attributable to balances held at the end of year				
二零二一年	2021	(156)	(4)	(160)
二零二二年	2022	348	(89)	259

合併財務報表附註

NOTES TO THE CONSOLIDATED FINANCIAL STATEMENTS

3 財務風險管理 (續)

3.3 公允價值估計 (續)

(B) 非金融資產 (續)

(V) 估值輸入數據及與公允價值的關係

下表為第三級公允價值計量採用的重大不可觀察輸入數據之定量資料概要 (請參閱上述(ii)採用的估值技術)：

描述 Description	公允價值 Fair value		不可觀察輸入數據 Unobservable inputs	不可觀察輸入數據範圍 Range of unobservable inputs	不可觀察輸入數據與公允價值的關係 Relationship of unobservable inputs to fair value
	於十二月三十一日 As at 31 December				
	二零二二年 2022	二零二一年 2021			
	人民幣千元 RMB'000	人民幣千元 RMB'000			
生物資產	6,139	4,525	(1) 種植水果產出 – 每公頃公斤 (2) 水果價格 (3) 折現率	截至二零二一年十二月三十一日止年度 (1) 每年1,027至5,588 (2) 每公斤人民幣7.2元至人民幣24.0元 (3) 10.9%至11.1%	(1) 種植水果產出愈高，公允價值愈高 (2) 水果價格愈高，公允價值愈高 (3) 折現率愈低，公允價值愈高
Biological assets	6,139	4,525	(1) Growing fruits yield – kg per hectare (2) Fruits price (3) Discount rate	截至二零二二年十二月三十一日止年度 (1) 每年2,160至6,226 (2) 每公斤人民幣7.6元至人民幣26.2元 (3) 11.2%至11.4%	(1) The higher the growing fruits yield, the higher the fair value (2) The higher the fruits price, the higher the fair value (3) The lower the discount rate, the higher the fair value
				Year ended 31 December 2021 (1) 1,027 to 5,588 per year (2) RMB7.2 to RMB24.0 per kg (3) 10.9% to 11.1%	
				Year ended 31 December 2022 (1) 2,160 to 6,226 per year (2) RMB7.6 to RMB26.2 per kg (3) 11.2% to 11.4%	

3 FINANCIAL RISK MANAGEMENT (CONTINUED)

3.3 FAIR VALUE ESTIMATION (CONTINUED)

(B) NON-FINANCIAL ASSETS (CONTINUED)

(V) VALUATION INPUTS AND RELATIONSHIPS TO FAIR VALUE

The following table summarises the quantitative information about the significant unobservable inputs used in level 3 fair value measurements (see (ii) above for the valuation techniques adopted):

合併財務報表附註

NOTES TO THE CONSOLIDATED FINANCIAL STATEMENTS

3 財務風險管理(續)

3.3 公允價值估計(續)

(B) 非金融資產(續)

(V) 估值輸入數據及與公允價值的關係(續)

描述 Description	公允價值 Fair value		不可觀察輸入數據 Unobservable inputs	不可觀察輸入數據範圍 Range of unobservable inputs	不可觀察輸入數據與公允價值的關係 Relationship of unobservable inputs to fair value
	於十二月三十一日 As at 31 December				
	二零二二年 2022	二零二一年 2021			
	人民幣千元 RMB'000	人民幣千元 RMB'000			
投資物業	2,529	2,618	(1) 每平方米價格	(1) 每平方米人民幣21,000元至人民幣25,000元	(1) 每平方米價格愈高，公允價值愈高。
Investment property	2,529	2,618	(1) Price per square meter	(1) From RMB21,000 to RMB25,000 per square meter	(1) The higher the price per square meter, the higher the fair value.

不可觀察輸入數據之間並無對公允價值造成重大影響的重大相互關係。

There were no significant inter-relationships between unobservable inputs that materially affect fair values.

3 FINANCIAL RISK MANAGEMENT (CONTINUED)

3.3 FAIR VALUE ESTIMATION (CONTINUED)

(B) NON-FINANCIAL ASSETS (CONTINUED)

(V) VALUATION INPUTS AND RELATIONSHIPS TO FAIR VALUE (CONTINUED)

合併財務報表附註

NOTES TO THE CONSOLIDATED FINANCIAL STATEMENTS

3 財務風險管理 (續)

3.4 抵銷金融資產及金融負債

下表呈列於二零二一年及二零二二年十二月三十一日已確認的金融工具。

3 FINANCIAL RISK MANAGEMENT (CONTINUED)

3.4 OFFSETTING FINANCIAL ASSETS AND FINANCIAL LIABILITIES

The following table presents the recognised financial instruments that are offset as at 31 December 2021 and 2022.

		於資產負債表上抵銷的效果 Effects of offsetting on the balance sheet		
		合計金額 Gross amounts	於資產負債表 上抵銷的 合計金額 Gross amounts set off in the balance sheet	於資產負債表 上呈列的淨額 Net amounts presented in balance sheet
		人民幣千元 RMB'000	人民幣千元 RMB'000	人民幣千元 RMB'000
於二零二一年十二月三十一日	As at 31 December 2021			
金融資產	Financial assets			
貿易應收款項	Trade receivables	1,992,034	(835,807)	1,156,227
按金及其他應收款項	Deposits and other receivables	579,666	(106,098)	473,568
		2,571,700	(941,905)	1,629,795
金融負債	Financial liabilities			
其他應付款項	Other payables	1,926,087	(941,905)	984,182
於二零二二年十二月三十一日	As at 31 December 2022			
金融資產	Financial assets			
貿易應收款項	Trade receivables	2,098,246	(979,808)	1,118,438
按金及其他應收款項	Deposits and other receivables	507,101	(57,196)	449,905
		2,605,347	(1,037,004)	1,568,343
金融負債	Financial liabilities			
其他應付款項	Other payables	2,146,680	(1,037,004)	1,109,676

本集團代表加盟商收取銷售收入，並在扣除每月的特許權使用費、償還提供的有息貸款以及從本集團購買水果及其他產品的欠款後通過向加盟商匯出銷售收入定期與各加盟門店結算。因此，相關金額已在合併財務狀況表中以淨額呈列。

The Group collects sales proceeds on behalf of the franchisees and settle with each of the franchised store regularly by remitting the sales proceeds to the franchisees after deducting the monthly royalty fee, repayment of interest-bearing loans provided and the outstanding purchase amounts of fruits and other products from the Group. The relevant amounts have therefore been presented net in the consolidated statement of financial position.

合併財務報表附註

NOTES TO THE CONSOLIDATED FINANCIAL STATEMENTS

4 重大會計估計及判斷

編製合併財務報表需要使用會計估計，而會計估計按定義極少與有關實際結果相同。管理層亦需要在應用本集團會計政策過程中行使判斷。

估計和判斷會作持續評估，並以過往經驗及其他因素作為基礎，包括在有關情況下相信屬合理而對實體可能造成財務影響之未來事件預期。

(A) 合併基礎

本集團於其一般業務過程中與加盟商訂立特許經營協議。本集團及加盟商的權利及義務由各特許經營協議規定。由於安排的複雜性，故需作出重大判斷，以釐定本集團是否有權控制及因此應將加盟商合併入賬。

倘本集團承擔或享有參與有關實體業務所得可變回報之風險或權利，並能通過其在該實體之權力影響該等回報時，本集團對該實體具有控制權。本集團亦會特別考慮其是否從行使對該實體之控制權而取得利益，包括非財務利益。因此，加盟商是否受本集團控制需透過分析多項因素（包括本集團於加盟商相關活動的權限）作出判斷。根據本集團之分析，本集團認為，其對加盟商並無該項權力。

4 CRITICAL ACCOUNTING ESTIMATES AND JUDGEMENTS

The preparation of consolidated financial statements requires the use of accounting estimates which, by definition, will seldom equal the actual results. Management also needs to exercise judgement in applying the Group's accounting policies.

Estimates and judgements are continually evaluated. They are based on historical experience and other factors, including expectations of future events that may have a financial impact on the entity and that are believed to be reasonable under the circumstances.

(A) BASIS OF CONSOLIDATION

In the normal course of business, the Group enters into franchise agreements with franchisees. The rights and obligations of the Group and the franchisees are stipulated by respective franchise agreements. Because of the complexity of the arrangements, significant judgement is needed in determining whether the Group has the power to control and therefore should consolidate the franchisees.

The Group controls an entity when it is exposed, or has rights, to variable returns from its involvement with the entity and has the ability to affect those returns through its power over the entity. The Group also considers, in particular, whether it obtains benefits, including non-financial benefits, from its power to control the entity. As such, the conclusion whether the franchisees is under the control of the Group requires the application of judgement through the analysis of various factors including the extent of power the Group has on relevant activities of the franchisees. Based on the Group's analysis, it has concluded that it does not has such power on the franchisees.

合併財務報表附註

NOTES TO THE CONSOLIDATED FINANCIAL STATEMENTS

4 重大會計估計及判斷(續)

(B) 即期及遞延所得稅

本集團須於中國繳納所得稅。釐定所得稅撥備須涉及重大判斷。本集團根據是否需要繳付額外稅款之估計，就預期稅務審計問題確認負債。倘該等事件的最終稅務後果與最初記錄金額不同，該等差額將影響作出該等釐定期間之當期及遞延所得稅資產與負債。

當管理層認為可動用暫時差額或稅務虧損以抵銷未來應課稅溢利時，將確認若干暫時差額相關遞延所得稅項資產及稅務虧損。倘預期與原定估計不同，有關差額將影響估計出現變動期內的遞延稅項資產及所得稅的確認。

(C) 商譽減值評估

本集團根據附註2.10所述之會計政策每年測試商譽有否出現減值。現金產生單位之可收回金額乃根據使用價值計算釐定。該等計算採用的相關假設須使用判斷及估計(附註17)。

4 CRITICAL ACCOUNTING ESTIMATES AND JUDGEMENTS (CONTINUED)

(B) CURRENT AND DEFERRED INCOME TAX

The Group is subject to income taxes in the PRC. Significant judgement is required in determining the provision for income taxes. The Group recognises liabilities for anticipated tax audit issues based on estimates of whether additional taxes will be due. Where the final tax outcome of these matters is different from the amounts that were initially recorded, such differences would impact the current and deferred income tax assets and liabilities in the period in which such determination is made.

Deferred tax assets relating to certain temporary differences and tax losses are recognised when management considers it is probable that future taxable profit will be available against which the temporary differences or tax losses can be utilised. Where the expectation is different from the original estimates, such difference will impact the recognition of deferred tax assets and income tax in the period in which such estimates are changed.

(C) GOODWILL IMPAIRMENT ASSESSMENT

The Group tests annually whether goodwill have suffered any impairment, in accordance with the accounting policy stated in Note 2.10. The recoverable amounts of CGUs have been determined based on value-in-use calculations. The underlying assumptions adopted in these calculations required the use of judgements and estimates (Note 17).

合併財務報表附註

NOTES TO THE CONSOLIDATED FINANCIAL STATEMENTS

4 重大會計估計及判斷(續)

(D) 非金融資產減值

本集團評估所有非金融資產於各報告期末是否有任何減值指標。當有指標顯示賬面值可能無法收回時，則對非金融資產進行減值測試。當資產或現金產生單位的賬面值高於其可收回金額時，即存在減值，現金產生單位可收回金額為其公允價值減去處置成本及使用價值的較高者。關鍵假設及輸入數據詳情披露於附註17的表格中。

(E) 金融資產減值

金融資產虧損撥備乃基於有關違約風險及預期虧損率的假設。本集團於作出該等假設及選擇計算減值所使用的輸入數據時，根據本集團的往績、現行市況及於各報告期末的前瞻性估計作出判斷。有關公允價值計量請參閱附註3.3(a)。

(F) 金融工具及權益工具的公允價值計量

不在活躍市場交易的金融工具及權益工具的公允價值是通過適當估值技術及每個報告日的現行市場狀況為基礎作出假設而釐定。有關金融工具及權益工具的公允價值計量及敏感度分析，請參閱附註3.3(a)。

4 CRITICAL ACCOUNTING ESTIMATES AND JUDGEMENTS (CONTINUED)

(D) IMPAIRMENT OF NON-FINANCIAL ASSETS

The Group assesses whether there are any indicators of impairment for all non-financial assets at the end of each reporting period. Non-financial assets are tested for impairment when there are indicators that the carrying amounts may not be recoverable. An impairment exists when the carrying value of an asset or a CGU exceeds its recoverable amount, which is the higher of its fair value less costs of disposal and its value in use. Details of the key assumptions and inputs used are disclosed in the tables in Note 17.

(E) IMPAIRMENT OF FINANCIAL ASSETS

The loss allowances for financial assets are based on assumptions about risk of default and expected loss rates. The Group uses judgement in making these assumptions and selecting the inputs to the impairment calculation, based on the Group's history, existing market conditions as well as forward looking estimates at the end of each reporting period. Refer to Note 3.3(a) for the fair value measurement.

(F) FAIR VALUE MEASUREMENT OF FINANCIAL INSTRUMENTS AND EQUITY INSTRUMENTS

The fair value of financial instruments and equity instruments that are not traded in an active market is determined by using appropriate valuation techniques and making assumptions that are based on market conditions existing at each reporting date. Refer to Note 3.3(a) for the fair value measurement and the sensitivity analysis of financial instruments and equity instruments.

合併財務報表附註

NOTES TO THE CONSOLIDATED FINANCIAL STATEMENTS

5 分部資料

(A) 分部及主要活動說明

本公司執行董事即為主要經營決策者。主要營運決策者審閱本集團內部報告以評估表現及分配資源，以及基於該等報告釐定經營分部。

主要經營決策者評估本集團於以下可呈報經營分部的業績：

- 經營加盟及自營零售網絡（「加盟」）
- 銷售水果及其他食品－水果貿易（「貿易」）
- 其他

主要經營決策者根據分部業績計量評估經營分部的表現。該計量基準不包括公允價值收益對結構性存款、法律及專業費用、上市費用、所得稅開支、銀行存款利息收入以及借款利息費用的影響。向主要經營決策者提供的其他資料以與合併財務報表一致的方式計量。

5 SEGMENT INFORMATION

(A) DESCRIPTION OF SEGMENTS AND PRINCIPAL ACTIVITIES

The CODM has been identified as the executive directors of the Company. The CODM reviews the Group's internal reporting in order to assess performance and allocate resources and has determined the operating segment based on these reports.

The CODM assess the performance of the Group in below reportable operating segments:

- Operation of franchised and self-owned retail networks ("Franchising")
- Sales of fruit and other food products – trading of fruits ("Trading")
- Others

The CODM assesses the performance of the operating segments based on a measure of segment results. This measurement basis excludes the effects of fair value gain on structured deposits, legal and professional fees, listing expenses, income tax expense, interest income on bank deposits and interest expenses on borrowings. Other information provided to the CODM is measured in a manner consistent with that in the consolidated financial statements.

合併財務報表附註

NOTES TO THE CONSOLIDATED FINANCIAL STATEMENTS

5 分部資料

(B) 分部收入及業績

本集團截至二零二二年及二零二一年十二月三十一日止年度按經營分部劃分的收入及業績分析如下：

		加盟	貿易	其他	總計
		Franchising	Trading	Others	Total
		人民幣千元	人民幣千元	人民幣千元	人民幣千元
		RMB' 000	RMB' 000	RMB' 000	RMB' 000
截至二零二二年	Year ended 31 December 2022				
十二月三十一日止年度					
合同收入	Revenue from contracts	10,539,960	777,343	12,325	11,329,628
減：分部間收入	Less: Inter-segment revenue	–	(16,640)	(993)	(17,633)
來自外部客戶收入	Revenue from external customers	10,539,960	760,703	11,332	11,311,995
分部業績	Segment results	397,641	47,667	8,398	453,706
未分配其他收益淨額	Unallocated other gains, net				20,394
未分配企業費用	Unallocated corporate expenses				(107,449)
未分配財務收入	Unallocated finance income				31,771
未分配財務成本	Unallocated finance cost				(52,060)
除所得稅前利潤	Profit before income tax				346,362
所得稅開支	Income tax expense				(40,225)
年內利潤	Profit for the year				306,137
折舊及攤銷	Depreciation and amortisation	115,218	10,277	2,863	128,358
以下項目之增加：	Additions to:				
物業、廠房及設備	Property, plant and equipment	175,893	2,101	14,533	192,527
使用權資產	Right-of-use assets	28,830	–	–	28,830
無形資產	Intangible assets	9,484	–	–	9,484

5 SEGMENT INFORMATION
(CONTINUED)(B) SEGMENT REVENUE AND
RESULTS

An analysis of the Group's revenue and results during the years ended 31 December 2022 and 2021 by operating segment is as follows:

合併財務報表附註

NOTES TO THE CONSOLIDATED FINANCIAL STATEMENTS

5 分部資料 (續)

5 SEGMENT INFORMATION (CONTINUED)

(B) 分部收入及業績 (續)

(B) SEGMENT REVENUE AND RESULTS (CONTINUED)

		加盟 Franchising 人民幣千元 RMB'000	貿易 Trading 人民幣千元 RMB'000	其他 Others 人民幣千元 RMB'000	總計 Total 人民幣千元 RMB'000
截至二零二一年	Year ended 31 December 2021				
十二月三十一日止年度					
合同收入	Revenue from contracts	9,973,084	645,445	11,378	10,629,907
減：分部間收入	Less: Inter-segment revenue	-	(336,858)	(3,674)	(340,532)
來自外部客戶收入	Revenue from external customers	9,973,084	308,587	7,704	10,289,375
分部業績	Segment results	355,826	(6,622)	8,031	357,235
未分配其他收益淨額	Unallocated other gains, net				20,633
未分配企業費用	Unallocated corporate expenses				(96,484)
未分配財務收入	Unallocated finance income				24,091
未分配財務成本	Unallocated finance cost				(47,948)
除所得稅前利潤	Profit before income tax				257,527
所得稅開支	Income tax expense				(36,164)
年內利潤	Profit for the year				221,363
折舊及攤銷	Depreciation and amortisation	107,762	7,457	2,599	117,818
以下項目之增加：	Additions to:				
物業、廠房及設備	Property, plant and equipment	80,703	750	19,666	101,119
使用權資產	Right-of-use assets	382,577	-	-	382,577
無形資產	Intangible assets	10,069	-	-	10,069

合併財務報表附註

NOTES TO THE CONSOLIDATED FINANCIAL STATEMENTS

5 分部資料(續)

(C) 分部資產及負債

於二零二一年及二零二二年十二月三十一日的分部資產及負債如下：

		加盟	貿易	其他	總計
		Franchising	Trading	Others	Total
		人民幣千元	人民幣千元	人民幣千元	人民幣千元
		RMB' 000	RMB' 000	RMB' 000	RMB' 000
於二零二二年	At 31 December 2022				
十二月三十一日					
分部資產總值	Total segment assets	3,560,858	290,032	550,508	4,401,398
未分配	Unallocated				
以公允價值計量且其變動計入損益的金融資產	Financial assets at FVTPL				623,800
現金及銀行結餘	Cash and bank balances				1,776,223
投資物業	Investment property				2,529
其他未分配企業資產	Other unallocated corporate assets				5,791
資產總值	Total assets				6,809,741
於聯營公司及合營企業的權益	Interests in associates and joint ventures	-	-	363,563	363,563
分部負債總額	Total segment liabilities	2,196,238	120,533	130,953	2,447,724
未分配銀行借款	Unallocated				
其他未分配企業負債	Bank borrowings				1,334,941
分部負債總額	Other unallocated corporate liabilities				7,585
負債總額	Total liabilities				3,790,250

5 SEGMENT INFORMATION (CONTINUED)

(C) SEGMENT ASSETS AND LIABILITIES

The segment assets and liabilities as at 31 December 2021 and 2022 are as follows:

合併財務報表附註

NOTES TO THE CONSOLIDATED FINANCIAL STATEMENTS

5 分部資料 (續)

5 SEGMENT INFORMATION (CONTINUED)

(C) 分部資產及負債 (續)

(C) SEGMENT ASSETS AND LIABILITIES (CONTINUED)

		加盟 Franchising 人民幣千元 RMB'000	貿易 Trading 人民幣千元 RMB'000	其他 Others 人民幣千元 RMB'000	總計 Total 人民幣千元 RMB'000
於二零二一年 十二月三十一日	At 31 December 2021				
分部資產總值	Total segment assets	3,119,775	221,150	832,889	4,173,814
未分配	Unallocated				
以公允價值計量且其 變動計入損益 的金融資產	Financial assets at FVTPL				1,039,995
現金及銀行結餘	Cash and bank balances				1,188,365
投資物業	Investment property				2,618
其他未分配企業資產	Other unallocated corporate assets				15,074
資產總值	Total assets				6,419,866
於聯營公司及 合營企業的權益	Interests in associates and joint ventures	-	-	324,451	324,451
分部負債總額	Total segment liabilities	2,042,834	70,354	130,166	2,243,354
未分配銀行借款	Unallocated				
其他未分配企業負債	Bank borrowings				1,452,511
分部負債總額	Other unallocated corporate liabilities				11,040
負債總額	Total liabilities				3,706,905



合併財務報表附註

NOTES TO THE CONSOLIDATED FINANCIAL STATEMENTS

5 分部資料(續)

(D) 地區分部

按地區市場劃分的本集團收入分析如下：

		截至十二月三十一日止年度 Year ended 31 December	
		二零二二年 2022	二零二一年 2021
		人民幣千元 RMB'000	人民幣千元 RMB'000
中國大陸	Mainland China	11,157,622	10,138,716
香港及其他國家	Hong Kong and other countries	154,373	150,659
		11,311,995	10,289,375

本集團所有資產及負債均位於中國。因此，並無按地區呈列分部資產及負債。

截至二零二二年十二月三十一日止年度，概無任何單一外部客戶對本集團的收入貢獻超過10%（二零二一年：相同）。

5 SEGMENT INFORMATION (CONTINUED)

(D) GEOGRAPHICAL SEGMENT

Analysis of revenue of the Group by geographical market is as follows:

All the Group's assets and liabilities are located in the PRC. Accordingly, no segment assets and liabilities by geographical segment is presented.

There is no single external customer contributed to more than 10% of the Group's revenue during the year ended 31 December 2022 (2021: same).

合併財務報表附註

NOTES TO THE CONSOLIDATED FINANCIAL STATEMENTS

5 分部資料(續)

(E) 按客戶合同分類的收入

本集團收入分析如下：

		截至十二月三十一日止年度 Year ended 31 December	
		二零二二年 2022	二零二一年 2021
		人民幣千元 RMB'000	人民幣千元 RMB'000
水果及其他食品銷售	Sales of fruits and other food products	10,981,764	9,991,758
特許權使用費及特許經營收入	Royalty and franchising income	168,844	160,288
會員費收入	Membership income	90,132	77,670
其他	Others	71,255	59,659
		11,311,995	10,289,375
確認收入時間	Timing of revenue recognition		
在某個時間點	At a point in time	10,979,291	9,991,758
隨時間	Over time	332,704	297,617
		11,311,995	10,289,375

5 SEGMENT INFORMATION (CONTINUED)

(E) DISAGGREGATION OF REVENUE FROM CONTRACTS WITH CUSTOMERS

Revenue of the Group is analysed as follows:

合併財務報表附註

NOTES TO THE CONSOLIDATED FINANCIAL STATEMENTS

5 分部資料(續)

(F) 有關客戶合同之負債

本集團已確認以下有關客戶合同之負債：

		於十二月三十一日 As at 31 December	
		二零二二年 2022	二零二一年 2021
		人民幣千元 RMB'000	人民幣千元 RMB'000
特許權使用費及特許經營收入	Royalty and franchising income	38,110	43,335
水果及其他食品銷售	Sales of fruits and other food products	7,655	5,767
		45,765	49,102

(I) 就合同負債已確認的收入

下表顯示於當前報告期就結轉合同負債確認之收入：

		截至十二月三十一日止年度 Year ended 31 December	
		二零二二年 2022	二零二一年 2021
		人民幣千元 RMB'000	人民幣千元 RMB'000
特許權使用費及特許經營收入	Royalty and franchising income	13,530	10,725
水果及其他食品銷售	Sales of fruits and other food products	5,767	6,225
		19,297	16,950

5 SEGMENT INFORMATION
(CONTINUED)(F) LIABILITIES RELATED TO
CONTRACTS WITH CUSTOMERS

The Group has recognised the following liabilities related to contracts with customers:

		於十二月三十一日 As at 31 December	
		二零二二年 2022	二零二一年 2021
		人民幣千元 RMB'000	人民幣千元 RMB'000
特許權使用費及特許經營收入	Royalty and franchising income	38,110	43,335
水果及其他食品銷售	Sales of fruits and other food products	7,655	5,767
		45,765	49,102

(I) REVENUE RECOGNISED IN
RELATION TO CONTRACT
LIABILITIES

The following table shows how much of the revenue recognised in the current reporting period relates to carried-forward contract liabilities:

		截至十二月三十一日止年度 Year ended 31 December	
		二零二二年 2022	二零二一年 2021
		人民幣千元 RMB'000	人民幣千元 RMB'000
特許權使用費及特許經營收入	Royalty and franchising income	13,530	10,725
水果及其他食品銷售	Sales of fruits and other food products	5,767	6,225
		19,297	16,950

合併財務報表附註

NOTES TO THE CONSOLIDATED FINANCIAL STATEMENTS

5 分部資料 (續)

(F) 有關客戶合同之負債 (續)

(II) 未滿足履約義務

於二零二二年十二月三十一日，本集團尚未滿足餘下與銷售水果及其他食品相關的履約義務均來自原預期期限少於一年的合同。因此，根據香港財務報告準則第15號允許的相關的實際權宜之計，並無披露分配予該等未滿足履約義務的交易價格（二零二一年：相同）。

下表列示因特許權使用費及特許經營收入以及預期確認為收入而產生的未滿足履約義務：

		截至十二月三十一日止年度 Year ended 31 December	
		二零二二年 2022	二零二一年 2021
		人民幣千元 RMB'000	人民幣千元 RMB'000
一年內	Within 1 year	14,848	12,907
一至兩年	1 year to 2 years	10,018	11,621
兩至五年	2 years to 5 years	13,244	18,807
		38,110	43,335

5 SEGMENT INFORMATION (CONTINUED)

(F) LIABILITIES RELATED TO CONTRACTS WITH CUSTOMERS (CONTINUED)

(II) UNSATISFIED PERFORMANCE OBLIGATIONS

As at 31 December 2022, the remaining performance obligations relating to sales of fruits and other food products not yet satisfied by the Group were from contracts with original expected duration of less than one year. Therefore, as permitted by the relevant practical expedient under HKFRS 15, the transaction price allocated to these unsatisfied performance obligations were not disclosed (2021: same).

The following table shows unsatisfied performance obligations resulting from royalty and franchising income and expected recognition as revenue:

合併財務報表附註

NOTES TO THE CONSOLIDATED FINANCIAL STATEMENTS

6 其他收入

6 OTHER INCOME

		截至十二月三十一日止年度 Year ended 31 December	
		二零二二年 2022	二零二一年 2021
		人民幣千元 RMB'000	人民幣千元 RMB'000
政府補助(附註a)	Government grants (Note a)	17,299	7,225
加盟商罰款收入(附註b)	Penalty income from franchisees (Note b)	2,422	4,041
貸款產生的利息收入(附註c)	Interest income arising from loans (Note c)	19,117	21,120
其他	Others	1,988	2,173
		40,826	34,559

附註：

- (a) 政府補助主要指在滿足若干條件或從事特定行業時，自當地政府獲得的補助。政府補助並無附帶未達成的條件或其他或有負債。本集團並無直接受益於任何其他形式的政府援助。
- (b) 來自加盟商的違約金指因違反特許經營協議(例如違反經營程序)而向加盟商收取的不定期罰款。
- (c) 利息收入來自向加盟商的有息貸款及對區域代理的有息貸款及供應商的保理款項以及關連方的貸款及第三方的有息貸款。詳情請參閱附註24及附註35(d)。

Notes:

- (a) Government grants mainly represent subsidies obtained from local governments upon fulfilling certain conditions or for engaging in specific industry. There are no unfulfilled conditions or other contingencies attaching to the government grants. The Group did not benefit directly from any other forms of government assistance.
- (b) Penalty income from franchisees represent various occasional penalty payments collected from the franchisees pursuant to non-compliance with franchise agreement (e.g. violation of operational procedures).
- (c) Interest income is arisen from interest-bearing loans to franchisees, factoring amounts to regional dealers, factoring amounts to suppliers, loans to related parties and interest-bearing loans to third parties. For details, please refer to Note 24 and Note 35(d).

合併財務報表附註

NOTES TO THE CONSOLIDATED FINANCIAL STATEMENTS

7 其他收益淨額

7 OTHER GAINS, NET

		截至十二月三十一日止年度 Year ended 31 December	
		二零二二年 2022	二零二一年 2021
		人民幣千元 RMB'000	人民幣千元 RMB'000
生物資產之公允價值(虧損) (附註22)	Fair value (losses) on biological assets (Note 22)	1,134	(494)
以公允價值計量且其變動計入 損益的金融資產之公允價值 收益淨額(附註25)	Fair value gains on financial assets at FVTPL, net (Note 25)	24,736	9,248
處置物業、廠房及設備虧損 (附註33(b))	Losses on disposals of property, plant and equipment (Note 33(b))	(4,090)	(224)
租賃終止收益/(虧損)	Gains/(losses) on lease termination	719	(213)
出售聯營公司及合營企業收益 (附註19)	Gains on disposal of associates and joint venture (Note 19)	–	1,248
匯兌收益/(虧損)淨額	Exchange gains/(losses), net	2,883	(1,510)
		25,382	8,055

合併財務報表附註

NOTES TO THE CONSOLIDATED FINANCIAL STATEMENTS

8 按性質劃分的費用

8 EXPENSES BY NATURE

		截至十二月三十一日止年度 Year ended 31 December	
		二零二二年 2022	二零二一年 2021
		人民幣千元 RMB'000	人民幣千元 RMB'000
已出售存貨成本	Cost of inventories sold	9,519,373	8,705,686
僱員福利開支(包括酬金) (附註9)	Employee benefit expenses (including directors' emoluments) (Note 9)	717,801	676,031
上市費用	Listing expenses	32,250	16,350
物業、廠房及設備折舊 (附註14)	Depreciation of property, plant and equipment (Note 14)	45,894	40,202
使用權資產折舊(附註15)	Depreciation of right-of-use assets (Note 15)	67,003	63,314
無形資產攤銷(附註17)	Amortisation of intangible assets (Note 17)	15,461	14,302
法律及專業費用(附註(a))	Legal and professional fees (Note (a))	80,443	74,756
運輸費用	Delivery charges	214,639	198,641
營銷及推廣費用	Marketing and promotion expenses	58,879	65,483
辦公用品	Office supplies	12,034	13,127
人工成本(附註(b))	Labour cost (Note (b))	77,375	43,301
短期租賃相關開支(附註17)	Expense relating to short-term leases (Note 17)	44,388	34,380
交通差旅費	Travelling expenses	12,117	12,805
娛樂費	Entertainment	18,272	7,670
水電費用	Water and electricity	17,453	15,421
其他稅項費用	Other tax expenses	19,541	18,477
其他	Others	38,104	31,530
		10,991,027	10,031,476
指：	Representing:		
銷售成本	Cost of sales	9,997,709	9,132,939
銷售費用	Selling expenses	498,759	451,730
管理費用	Administrative expenses	321,579	307,065
研發費用	Research and development expenses	172,980	139,742
		10,991,027	10,031,476

附註：

(a) 結餘包含境外核數師審核服務費用人民幣2,200,000元(二零二一年：無)及非審核服務費用人民幣800,000元(二零二一年：無)，以及境內核數師審核服務費用人民幣1,280,000元(二零二一年：人民幣1,730,000元)及非審核服務費用人民幣170,000元(二零二一年：人民幣228,000元)。

(b) 結餘指本集團負責在倉庫及配送中心工作的外包員工的人力資源公司產生的成本。

Note:

(a) Balance includes overseas auditor's remuneration for audit services of RMB2,200,000 (2021: nil) and non-audit services of RMB800,000 (2021: nil), as well as domestic auditor's remuneration for audit services of RMB1,280,000 (2021: RMB1,730,000) and non-audit services of RMB170,000 (2021: RMB228,000).

(b) Balance represents costs incurred by the Group for human resources companies responsible for outsourced staff working at warehouses and distribution centres.

合併財務報表附註

NOTES TO THE CONSOLIDATED FINANCIAL STATEMENTS

9 僱員福利開支(包括酬金) 9 EMPLOYEE BENEFIT EXPENSES (INCLUDING DIRECTORS' EMOLUMENTS)

		截至十二月三十一日止年度 Year ended 31 December	
		二零二二年 2022	二零二一年 2021
		人民幣千元 RMB'000	人民幣千元 RMB'000
工資及薪金	Wages and salaries	522,257	548,501
獎金	Bonus	67,302	45,420
退休福利成本	Retirement benefits costs	102,201	61,233
— 界定供款計劃	— defined contribution plans		
福利及津貼	Benefits and allowances	26,041	20,877
		717,801	676,031

10 財務成本淨額 10 FINANCE COSTS, NET

		截至十二月三十一日止年度 Year ended 31 December	
		二零二二年 2022	二零二一年 2021
		人民幣千元 RMB'000	人民幣千元 RMB'000
財務成本	Finance costs		
銀行借款利息開支	Interest expenses on bank borrowings	52,776	47,948
租賃負債利息開支	Interest expenses on lease liabilities	31,679	30,242
		84,455	78,190
減：鹽田辦公樓中的 資本化金額	Less: amount capitalised in Yantian Office building	(716)	—
		83,739	78,190
財務收入	Finance income		
銀行存款利息收入	Interest income on bank deposits	(31,771)	(24,091)
財務成本淨額	Finance costs, net	51,968	54,099

合併財務報表附註

NOTES TO THE CONSOLIDATED FINANCIAL STATEMENTS

11 所得稅費用

11 INCOME TAX EXPENSE

		截至十二月三十一日止年度 Year ended 31 December	
		二零二二年 2022	二零二一年 2021
		人民幣千元 RMB'000	人民幣千元 RMB'000
即期所得稅	Current income tax	43,128	39,594
遞延稅項(附註30)	Deferred tax (Note 30)	(2,903)	(3,430)
所得稅費用	Income tax expense	40,225	36,164

組成本集團的公司在中國成立及運營。除一家附屬公司於二零一七年十月獲得高新技術企業(「高新技術企業」)證書外，大部分附屬公司須於截至二零二二年十二月三十一日止年度按25%(二零二一年：相同)的稅率繳納企業所得稅(「企業所得稅」)。該附屬公司享有15%的優惠稅率，直至二零二三年十月最新證書到期。進一步享有該高新技術企業稅收優惠的權利取決於中國稅務機關成功重續證書。根據中國企業所得稅法第27條及企業所得稅法實施條例第86條，截至二零二一年及二零二二年十二月三十一日止年度的農產品加工應佔收入及開支獲豁免徵收企業所得稅，惟須由本公司附屬公司的中國當地稅務機關進行年度審核。

Companies comprising the Group are established and operating in the PRC. Most of them are subject to PRC corporate income tax ("CIT") at the rate of 25% for the year ended 31 December 2022 (2021: same), except for one subsidiary which was awarded certificate of High and New Technology Enterprises ("HNTE") in October 2017. Such entity was entitled to a preferential CIT rate of 15% up to the expiry of the latest certificate in October 2023. The further entitlement to such HNTE tax incentive is subject to the successful renewal of certificate by the PRC tax authority. According to Article 27 of the China Corporate Income Tax Law and Article 86 of the Implementation Regulation of the CIT Law, income and expenses attributable to processing of agricultural products are exempted from the CIT for the years ended 31 December 2021 and 2022, subject to annual review by the local PRC tax authority of the Company's subsidiaries.

合併財務報表附註

NOTES TO THE CONSOLIDATED FINANCIAL STATEMENTS

11 所得稅費用(續)

本集團除稅前利潤的稅項有別於使用適用於集團公司的利潤的基本稅率所計算的理論金額：

11 INCOME TAX EXPENSE (CONTINUED)

The tax on the Group's profit before tax differs from the theoretical amount that would arise using the primary tax rate applicable to profits of the Group companies as follows:

		截至十二月三十一日止年度 Year ended 31 December	
		二零二二年 2022	二零二一年 2021
		人民幣千元 RMB'000	人民幣千元 RMB'000
除所得稅前利潤	Profit before income tax	346,362	257,527
按適用稅率計算稅項	Tax calculated at applicable tax rates	85,670	58,346
以下各項的稅務影響：	Tax effect of:		
– 毋須課稅之收入(附註a)	– Income not subject to tax (Note a)	(2,655,381)	(2,147,746)
– 不可扣稅目的之開支 (附註a)	– Expenses not deductible for tax purposes (Note a)	2,491,938	2,018,306
– 未確認之稅項虧損	– Tax losses not recognised	117,998	107,258
		40,225	36,164

附註：

- (a) 如上文所披露，農產品加工產生的收入及開支獲豁免繳納企業所得稅。

Note:

- (a) Disclosed as above, the income and expenses attributable to processing of agricultural products are exempted from the CIT.

合併財務報表附註

NOTES TO THE CONSOLIDATED FINANCIAL STATEMENTS

12 本公司擁有人應佔利潤的每股盈利

(A) 每股基本盈利

每股基本盈利乃根據截至二零二二年十二月三十一日止年度歸屬於本公司擁有人的利潤除以已發行加權平均普通股股數計算(二零二一年：相同)。

12 EARNINGS PER SHARE FOR THE PROFIT ATTRIBUTABLE TO THE OWNERS OF THE COMPANY

(A) BASIC EARNINGS PER SHARE

The basic earnings per share is calculated on the profit attributable to owners of the Company divided by the weighted average number of ordinary shares outstanding during the year ended 31 December 2022 (2021: same).

		截至十二月三十一日止年度 Year ended 31 December	
		二零二二年 2022	二零二一年 2021
歸屬於本公司擁有人的利潤 (人民幣千元)	Profit attributable to owners of the Company (RMB'000)	323,297	230,345
已發行加權平均股數(千股)	Weighted average number of shares outstanding ('000)	1,500,000	1,500,000
每股基本盈利 (以人民幣分表示)	Basic earnings per share (expressed in RMB cent)	21.55	15.36

(B) 每股攤薄盈利

由於截至二零二二年十二月三十一日止年度並無發行潛在攤薄普通股，故呈列的每股攤薄盈利與每股基本盈利相同(二零二一年：相同)。

(B) DILUTED EARNINGS PER SHARE

Diluted earnings per share presented is the same as the basic earnings per share as there were no potentially dilutive ordinary shares issued during the year ended 31 December 2022 (2021 : same).

13 股息

建議二零二二年末期股息每股普通股人民幣0.076元(相當於年內合共約人民幣120,729,000元)須待本公司股東於應屆年度股東大會上批准後方可作實，惟並無於年末確認為負債。

13 DIVIDENDS

The proposed 2022 final dividend of RMB0.076 per ordinary share, equivalent to an aggregate of approximately RMB120,729,000 for the year is subject to the approval of the Company's shareholders at the forthcoming annual general meeting, but not recognised as a liability at year end.

合併財務報表附註

NOTES TO THE CONSOLIDATED FINANCIAL STATEMENTS

14 物業、廠房及設備

14 PROPERTY, PLANT AND EQUIPMENT

		樓宇	租賃 物業裝修	廠房及機器	傢俬、 裝置及 計算機設備	汽車	在建工程	成熟果樹	未成熟果	總計
		Buildings	Leasehold improvement	Plant and machinery	Furniture, fixtures and computer equipment	Motor vehicles	Construction in progress	Mature fruit trees	Immature fruit trees	Total
		人民幣千元	人民幣千元	人民幣千元	人民幣千元	人民幣千元	人民幣千元	人民幣千元	人民幣千元	人民幣千元
		RMB'000	RMB'000	RMB'000	RMB'000	RMB'000	RMB'000	RMB'000	RMB'000	RMB'000
於二零二一年		At 1 January 2021								
一月一日										
成本	Cost	2,274	240,191	59,572	30,136	8,583	-	8,002	19,882	368,640
累計折舊	Accumulated depreciation	(942)	(76,036)	(19,146)	(18,016)	(4,357)	-	(2,809)	-	(121,306)
賬面淨值	Net book amount	1,332	164,155	40,426	12,120	4,226	-	5,193	19,882	247,334
截至二零二一年		Year ended								
十二月三十一日		31 December 2021								
止年度										
年初賬面淨值	Opening net book amount	1,332	164,155	40,426	12,120	4,226	-	5,193	19,882	247,334
添置	Additions	-	56,529	7,124	7,733	1,229	15,707	-	12,797	101,119
轉撥	Transfers	-	-	-	-	-	-	108	(108)	-
出售	Disposals	-	-	(5)	(214)	(5)	-	-	-	(224)
折舊	Depreciation	(114)	(27,527)	(4,193)	(6,333)	(1,319)	-	(716)	-	(40,202)
年末賬面淨值	Closing net book amount	1,218	193,157	43,352	13,306	4,131	15,707	4,585	32,571	308,027
於二零二一年		At 31 December 2021								
十二月三十一日										
成本	Cost	2,274	296,720	66,691	37,655	9,807	15,707	8,110	32,571	469,535
累計折舊	Accumulated depreciation	(1,056)	(103,563)	(23,339)	(24,349)	(5,676)	-	(3,525)	-	(161,508)
賬面淨值	Net book amount	1,218	193,157	43,352	13,306	4,131	15,707	4,585	32,571	308,027

合併財務報表附註

NOTES TO THE CONSOLIDATED FINANCIAL STATEMENTS

14 物業、廠房及設備(續)

14 PROPERTY, PLANT AND EQUIPMENT (CONTINUED)

		樓宇	租賃 物業裝修	廠房及機器	傢俬、 裝置及 計算機設備	汽車	在建工程	成熟果樹	未成熟果	總計
		Buildings	Leasehold improvement	Plant and machinery	computer equipment	Motor vehicles	Construction in progress	Mature fruit trees	Immature fruit trees	Total
		人民幣千元	人民幣千元	人民幣千元	人民幣千元	人民幣千元	人民幣千元	人民幣千元	人民幣千元	人民幣千元
		RMB' 000	RMB' 000	RMB' 000	RMB' 000	RMB' 000	RMB' 000	RMB' 000	RMB' 000	RMB' 000
截至二零二二年 十二月三十一日 止年度	Year ended 31 December 2022									
年初賬面淨值	Opening net book amount	1,218	193,157	43,352	13,306	4,131	15,707	4,585	32,571	308,027
添置	Additions	24,963	20,949	14,733	4,702	3,210	112,237	-	11,733	192,527
轉撥	Transfers	-	-	-	-	-	-	3,999	(3,999)	-
出售	Disposals	-	(625)	-	(144)	(30)	-	(3,708)	-	(4,507)
折舊	Depreciation	(1,338)	(31,097)	(6,503)	(4,722)	(1,328)	-	(906)	-	(45,894)
年末賬面淨值	Closing net book amount	24,843	182,384	51,582	13,142	5,983	127,944	3,970	40,305	450,153
於二零二二年 十二月三十一日	At 31 December 2022									
成本	Cost	27,237	317,044	81,424	42,213	12,987	127,944	8,401	40,305	657,555
累計折舊	Accumulated depreciation	(2,394)	(134,660)	(29,842)	(29,071)	(7,004)	-	(4,431)	-	(207,402)
賬面淨值	Net book amount	24,843	182,384	51,582	13,142	5,983	127,944	3,970	40,305	450,153

已計入合併損益表的折舊開支如下：

Depreciation expenses have been charged to the consolidated statement of profit or loss as follows:

		截至十二月三十一日止年度 Year ended 31 December	
		二零二二年 2022	二零二一年 2021
		人民幣千元 RMB' 000	人民幣千元 RMB' 000
銷售成本	Cost of sales	22,588	19,356
研發費用	Research and development	1,972	2,389
銷售費用	Selling expenses	7,385	6,163
管理費用	Administrative expenses	13,949	12,294
		45,894	40,202

於二零二二年十二月三十一日，本集團以人民幣24,589,000元的樓宇作為本集團銀行借款的抵押品(附註27)。

The Group's buildings of RMB24,589,000 was pledged as collateral for the Group's bank borrowings as at 31 December 2022 (Note 27).

合併財務報表附註

NOTES TO THE CONSOLIDATED FINANCIAL STATEMENTS

15 租賃

(A) 合併財務狀況表中確認的金額

15 LEASES

(A) AMOUNTS RECOGNISED IN THE CONSOLIDATED STATEMENTS OF FINANCIAL POSITION

		於十二月三十一日 As at 31 December	
		二零二二年 2022	二零二一年 2021
		人民幣千元 RMB'000	人民幣千元 RMB'000
使用權資產	Right-of-use assets		
於中國的土地使用權	Land use rights in the PRC	71,605	74,518
租賃物業	Leased premises	475,431	535,102
		547,036	609,620
租賃負債	Lease liabilities		
流動	Current	34,238	52,051
非流動	Non-current	433,392	518,937
		467,630	570,988

截至二零二二年十二月三十一日止年度，本集團增加的使用權資產為人民幣28,830,000元（二零二一年：人民幣382,577,000元）。

於二零二二年十二月三十一日，使用權資產人民幣50,895,000元作為本集團銀行借款的抵押品予以抵押（二零二一年：人民幣1,458,000元）。（附註27）。

Additions to the right-of-use assets for the Group during the year ended 31 December 2022 were RMB28,830,000 (2021:RMB382,577,000).

As at 31 December 2022, the Group's right-of-use assets of RMB 50,895,000 were pledged as collateral for the Group's bank borrowings (2021: RMB 1,458,000). (Note 27).

合併財務報表附註

NOTES TO THE CONSOLIDATED FINANCIAL STATEMENTS

15 租賃(續)

(B) 合併損益表中確認的金額

15 LEASES (CONTINUED)

(B) AMOUNTS RECOGNISED IN THE CONSOLIDATED STATEMENTS OF PROFIT OF LOSS

		截至十二月三十一日止年度 Year ended 31 December	
		二零二二年 2022	二零二一年 2021
		人民幣千元 RMB'000	人民幣千元 RMB'000
使用權資產折舊費用	Depreciation charges of right-of-use assets		
於中國的土地使用權	Land use rights in the PRC	2,669	3,060
租賃物業	Leased premises	64,334	60,254
		67,003	63,314
利息費用(計入財務成本)	Interest expense (included in finance costs)	31,679	30,242
短期租賃相關費用 (計入銷售成本、 銷售費用及管理費用)	Expense relating to short-term leases (included in cost of sales, selling expenses and administrative expenses)	44,388	34,380

截至二零二二年十二月三十一日止年度的租賃現金流出總額為人民幣184,553,000元(二零二一年:人民幣110,481,000元)。

The total cash outflow for leases for the year ended 31 December 2022 were RMB184,553,000 (2021: RMB110,481,000).

合併財務報表附註

NOTES TO THE CONSOLIDATED FINANCIAL STATEMENTS

16 投資物業

16 INVESTMENT PROPERTY

		人民幣千元 RMB'000
於二零二一年一月一日	At 1 January 2021	2,622
公允價值變動	Fair value change	(4)
於二零二一年十二月三十一日	At 31 December 2021	2,618
公允價值變動	Fair value change	(89)
於二零二二年十二月三十一日	At 31 December 2022	2,529

(A) 就投資物業於損益中確認的金額

(A) AMOUNTS RECOGNISED IN PROFIT OR LOSS FOR INVESTMENT PROPERTY

		截至十二月三十一日止年度 For the year 31 December	
		二零二二年 2022	二零二一年 2021
		人民幣千元 RMB'000	人民幣千元 RMB'000
租賃的租金收入	Rental income from lease	154	147

(B) 租賃安排

投資物業出租給承租人，租金按月支付。有關投資物業租賃的最低應收租賃付款，請參閱附註34。

(B) LEASING ARRANGEMENTS

The investment property is leased to a tenant with rental payable monthly. For minimum lease payments receivable on lease of investment property, refer to Note 34.

合併財務報表附註

NOTES TO THE CONSOLIDATED FINANCIAL STATEMENTS

17 無形資產

17 INTANGIBLE ASSETS

		商譽	商標	軟件	客戶關係	總計
		Goodwill	Trademark	Software	Customer	Total
		人民幣千元	人民幣千元	人民幣千元	人民幣千元	人民幣千元
		RMB'000	RMB'000	RMB'000	RMB'000	RMB'000
於二零二一年一月一日	At 1 January 2021					
成本	Cost	170,456	2,118	63,882	39,514	275,970
累計攤銷	Accumulated amortisation	-	(205)	(12,278)	(11,525)	(24,008)
賬面淨值	Net book amount	170,456	1,913	51,604	27,989	251,962
截至二零二一年 十二月三十一日止年度	Year ended 31 December 2021					
年初賬面淨值	Opening net book amount	170,456	1,913	51,604	27,989	251,962
添置	Additions	-	-	10,069	-	10,069
攤銷	Amortisation	-	(130)	(7,586)	(6,586)	(14,302)
年末賬面淨值	Closing net book amount	170,456	1,783	54,087	21,403	247,729
於二零二一年十二月三十一日	At 31 December 2021					
成本	Cost	170,456	2,118	73,951	39,514	286,039
累計攤銷	Accumulated amortisation	-	(335)	(19,864)	(18,111)	(38,310)
賬面淨值	Net book amount	170,456	1,783	54,087	21,403	247,729
		商譽	商標	軟件	客戶關係	總計
		Goodwill	Trademark	Software	Customer	Total
		人民幣千元	人民幣千元	人民幣千元	人民幣千元	人民幣千元
		RMB'000	RMB'000	RMB'000	RMB'000	RMB'000
截至二零二二年 十二月三十一日止年度	Year ended 31 December 2022					
年初賬面淨值	Opening net book amount	170,456	1,783	54,087	21,403	247,729
添置	Additions	-	-	9,484	-	9,484
攤銷	Amortisation	-	(148)	(8,728)	(6,585)	(15,461)
年末賬面淨值	Closing net book amount	170,456	1,635	54,843	14,818	241,752
於二零二二年十二月三十一日	At 31 December 2022					
成本	Cost	170,456	2,118	83,435	39,514	295,523
累計攤銷	Accumulated amortisation	-	(483)	(28,592)	(24,696)	(53,771)
賬面淨值	Net book amount	170,456	1,635	54,843	14,818	241,752

合併財務報表附註

NOTES TO THE CONSOLIDATED FINANCIAL STATEMENTS

17 無形資產(續)

附註：

- (a) 軟件包括從外部購買的日常操作系統，以及由本集團內部研發團隊產生的資本化開發成本。內部生成的軟件是一個集成的企業資源規劃系統(「ERP」)，由本集團使用。
- (b) 客戶關係是作為企業合併的一部分獲得的(有關詳情，請參見附註36.1(a))。其於購買日按公允價值確認，隨後在其估計可使用年內按直線法攤銷。
- (c) 商譽與二零一八年、二零一九年及二零二零年收購相關，即收購深圳易秒通(主要於中國從事提供供應鏈融資)及海陽津成泰(主要於中國從事水果銷售及加工)以及優果聯品牌及優農道北京(主要從事農業相關業務的投資)。商譽歸因於深圳易秒通主營業務的獨家經營，以及海陽津成泰在中國及海外水果銷售及加工方面的強大地位及盈利能力。預期概無任何商譽可予抵扣稅項。

已於合併損益表扣除的攤銷費用如下：

		截至十二月三十一日止年度 Year ended 31 December	
		二零二二年 2022	二零二一年 2021
		人民幣千元 RMB'000	人民幣千元 RMB'000
銷售成本	Cost of sales	330	305
銷售費用	Selling expenses	9,912	9,719
管理費用	Administrative expenses	5,219	4,278
		15,461	14,302

17 INTANGIBLE ASSETS (CONTINUED)

Notes:

- (a) Software includes daily operation systems purchased from external parties and capitalised development costs incurred by the Group's internal research and development team. The internal generated software is an integrated Enterprise Resources Planning system ("ERP") which is used by the Group.
- (b) The customer relationship was acquired as part of a business combination (see Note 36.1(a) for details). It is recognised at fair value at the date of acquisition and is subsequently amortised by straight-line method over its estimated useful life.
- (c) Goodwill is related to the acquisitions in 2018, 2019 and 2020, namely on Shenzhen Yimiao Tong (principally engaged in provision of supply chain financing in the PRC), Haiyang Jinchengtai (principally engaged in sales and processing of fruits in the PRC) and Youguolian Brand and Younongdao Beijing (principally engaged in investment in agriculture related businesses). The goodwill is attributable to Shenzhen Yimiao Tong's exclusivity in its principal business and Haiyang Jinchengtai's strong position and profitability in sales and processing of fruits in the PRC and overseas. None of the goodwill is expected to be deductible for tax purposes.

Amortisation expenses have been charged to the consolidated statement of profit or loss as follows:

合併財務報表附註

NOTES TO THE CONSOLIDATED FINANCIAL STATEMENTS

17 無形資產(續)

商譽減值測試

分別確認與深圳易秒通、海陽津成泰及優果聯品牌和優農道北京業務合併有關的商譽人民幣38,832,000元、人民幣130,946,000元及人民幣678,000元(有關詳情,請參閱附註36)。商譽不攤銷,但每年進行減值測試,倘事件或情況變化表明商譽可能受損,則測試頻率更高。商譽會被分配至本集團已識別現金產生單位(「現金產生單位」),即運營附屬公司,即分別為深圳易秒通、海陽津成泰、優果聯品牌及優農道北京。與深圳易秒通、優果聯品牌和優農道北京相關的商譽屬於其他分部;而與海陽津成泰相關的商譽屬於交易分部。

本集團通過比較其可收回金額與其報告期末的賬面值,完成分配給現金產生單位的商譽的減值測試。商譽減值審查乃於現金產生單位的水平進行。可收回金額根據使用價值計算確定。

現金產生單位的可收回金額確定為公允價值減去處置成本(「FVLCD」)及標的資產使用價值(「VIU」)的較高者。

VIU乃根據管理層批准的5年財務預算,在稅前現金流預測中應用折現現金流模型釐定。使用的貼現率是稅前的,反映與相關操作相關的特定風險。每個時期的收入額是收入及成本的主要驅動力。收入及相關成本的增長乃根據過去的業績及管理層對市場發展的預期來估計。

長期增長率乃為用於推斷預算期以外現金流量的加權平均增長率。比率與行業報告中的預測一致。

17 INTANGIBLE ASSETS (CONTINUED)

IMPAIRMENT TESTS FOR GOODWILL

Goodwill of RMB38,832,000 and RMB130,946,000 and RMB678,000 was recognised in relation to the business combinations of Shenzhen Yimiao Tong, Haiyang Jinchengtai and Youguolian Brand and Younongdao Beijing (see Note 36 for details) respectively. Goodwill is not amortised but it is tested for impairment annually, or more frequently if events or changes in circumstances indicate that it might be impaired. It is allocated to the Group's cash generating unit ("CGU") identified, which is the operating subsidiaries, namely were Shenzhen Yimiao Tong, Haiyang Jinchengtai, Youguolian Brand and Younongdao Beijing respectively. The goodwill relating to Shenzhen Yimiao Tong, Youguolian Brand and Younongdao Beijing belong to the Others segment; whereas the goodwill relating to Haiyang Jinchengtai belongs to the Trading segment.

The Group completed its impairment test for goodwill allocated to the CGU by comparing its recoverable amounts to its carrying amounts as at the end of reporting period. Goodwill impairment reviews have been performed at the level of CGU. The recoverable amount is determined based on value-in-use calculations.

Recoverable amount of the CGU is determined as higher of fair value less cost of disposal ("FVLCD") and value-in-use ("VIU") of the underlying assets.

The VIU was determined by applying discounted cash flow model on pre-tax cash flow projections based on 5-year financial budgets approved by management. The discount rate used is pre-tax and reflects specific risks related to the relevant operation. The volume of revenue in each period is the main driver for revenue and costs. The growth in revenue and the relevant costs are estimated based on past performance and management's expectations for the market development.

The long-term growth rate is the weighted average growth rate used to extrapolate cash flows beyond the budget period. The rates are consistent with forecasts included in industry reports.

合併財務報表附註

NOTES TO THE CONSOLIDATED FINANCIAL STATEMENTS

17 無形資產(續)

商譽減值測試(續)

截至二零二一年及二零二二年十二月三十一日止年度，計算VIU所使用的關鍵假設如下：

深圳易秒通

		截至十二月三十一日止年度 Year ended 31 December	
		二零二二年 2022	二零二一年 2021
財政預算期	Period of financial budgets	5年	5年
年均增長率	Average annual growth rate	3.1%	9.4%
長期增長率	Long-term growth rate	0.0%	3.0%
平均利潤率	Average profit margin	35.8%	32.8%
稅前貼現率	Pre-tax discount rate	18.2%	21.6%

長期增長率乃基於行業報告中載列的預測。平均利潤率乃基於過去的業績及管理層對未來的期望釐定。稅前貼現率取決於深圳易秒通截至二零二二年及二零二一年十二月三十一日止年度的資本結構或特定風險。

於二零二二年十二月三十一日，深圳易秒通的VIU估計將超過賬面值人民幣14,568,000元(二零二一年：人民幣15,537,000元)。並無相應確認減值虧損。

董事及管理層已考慮並評估以上假設可能發生的合理變化，並無發現任何可能導致深圳易秒通賬面值超過其VIU的情況。

17 INTANGIBLE ASSETS (CONTINUED)

IMPAIRMENT TESTS FOR GOODWILL (CONTINUED)

The key assumptions used for VIU calculations for the years ended 31 December 2021 and 2022 are as follows:

SHENZHEN YIMIAOTONG

		截至十二月三十一日止年度 Year ended 31 December	
		二零二二年 2022	二零二一年 2021
財政預算期	Period of financial budgets	5年	5年
年均增長率	Average annual growth rate	3.1%	9.4%
長期增長率	Long-term growth rate	0.0%	3.0%
平均利潤率	Average profit margin	35.8%	32.8%
稅前貼現率	Pre-tax discount rate	18.2%	21.6%

Long-term growth rate is based on forecasts included in industry reports. Average profit margin is determined based on the past performance and management's expectations for the future. Pre-tax discount rate is dependent on capital structure or specific risks of Shenzhen Yimiao Tong throughout the years ended 31 December 2022 and 2021.

The VIU of Shenzhen Yimiao Tong is estimated to exceed the carrying amount by RMB14,568,000 as at 31 December 2022 (2021: RMB15,537,000). No impairment loss was recognised accordingly.

The directors and management have considered and assessed reasonably possible changes for the above assumptions and have not identified any instances that could cause the carrying amount of Shenzhen Yimiao Tong to exceed its VIU.

合併財務報表附註

NOTES TO THE CONSOLIDATED FINANCIAL STATEMENTS

17 無形資產(續)

商譽減值測試(續)

海陽津成泰

		截至十二月三十一日止年度 Year ended 31 December	
		二零二二年 2022	二零二一年 2021
財政預算期	Period of financial budgets	5年	5年
年均增長率	Average annual growth rate	8.0%	7.8%
長期增長率	Long-term growth rate	2.0%	3.0%
平均毛利率	Average gross margin	16.6%	19.38%
稅前貼現率	Pre-tax discount rate	12.5%	12.15%

長期增長率乃基於行業報告中載列的預測。平均利潤率乃基於過去的業績及管理層對未來的期望釐定。稅前貼現率由於截至二零二二年及二零二一年十二月三十一日止年度海陽津成泰的資本結構或特定風險無重大改變而相若。

於二零二二年十二月三十一日，海陽津成泰的VIU預計將超過賬面值人民幣12,015,000元(二零二一年：人民幣17,583,000元)。未相應確認減值。

17 INTANGIBLE ASSETS
(CONTINUED)IMPAIRMENT TESTS FOR GOODWILL
(CONTINUED)

HAIYANG JINCHENGTAI

Long-term growth rate is based on forecasts included in industry reports. Average profit margin is determined based on the past performance and management's expectations for the future. Pre-tax discount rate is comparable as there has been no significant change in capital structure or specific risks of Haiyang Jinchengtai throughout the years ended 31 December 2022 and 2021.

The VIU of Haiyang Jinchengtai is estimated to exceed the carrying amount RMB 12,015,000 as at 31 December 2022 (2021 : RMB17,583,000). No impairment was recognised accordingly.

合併財務報表附註 NOTES TO THE CONSOLIDATED FINANCIAL STATEMENTS

17 無形資產(續)

商譽減值測試(續)

海陽津成泰(續)

倘關鍵假設發生以下變化，則海陽津成泰的VIU將等於其賬面值：

		截至十二月三十一日止年度 Year ended 31 December			
		二零二二年 2022		二零二一年 2021	
		從 From	至 To	從 From	至 To
年均增長率	Average annual growth rate	8.00%	5.92%	7.80%	5.74%
長期增長率	Long-term growth rate	2.00%	0.70%	3.00%	2.30%
平均毛利率	Average gross margin	16.60%	15.86%	19.38%	18.68%
稅前貼現率	Pre-tax discount rate	12.5%	12.92%	12.15%	12.55%

本公司董事根據年均增長率或長期增長率或平均毛利率或稅前貼現率發生變動的假設進行敏感度分析。倘預測期內的預測關鍵假設變動如下，則額度將減少如下：

The directors of the Company performed sensitivity analysis based on the assumptions that average annual growth rate or long-term growth rate or average gross margin or pre-tax discount rate have been changed. Had the estimated key assumptions during the forecast period been changed as below, the headroom would decrease as follows:

		截至十二月三十一日止年度 Year ended 31 December	
		二零二二年 2022	二零二一年 2021
		人民幣千元 RMB'000	人民幣千元 RMB'000
關鍵假設可能發生的 合理變動	Reasonably possible changes in key assumptions		
年均增長率下降1%	Average annual growth rate decreases by 1%	9,179	9,458
長期增長率下降1%	Long-term growth rate decreases by 1%	9,400	25,946
平均毛利率下降1%	Average gross margin decreases by 1%	15,056	32,469
稅前貼現率提高1%	Pre-tax discount rate increases by 1%	29,185	34,880

合併財務報表附註

NOTES TO THE CONSOLIDATED FINANCIAL STATEMENTS

18 按類別劃分的金融工具

18 FINANCIAL INSTRUMENTS BY CATEGORY

		於十二月三十一日	
		As at 31 December	
		二零二二年	二零二一年
		2022	2021
		人民幣千元	人民幣千元
		RMB'000	RMB'000
資產	Assets		
按攤銷成本計量的金融資產	Financial assets at amortised cost		
– 貿易應收款項	– Trade receivables	23	1,118,438
– 按金及其他應收款項	– Deposits and other receivables	24	449,905
– 貸款予關連方	– Loans to related parties	35	39,512
– 應收聯營公司款項	– Amounts due from associates	35	932
– 長期限限制性銀行存款	– Long-term restricted bank deposits	26	1,009
– 短期限限制性銀行存款	– Short-term restricted bank deposits	26	289,306
– 長期銀行存款	– Long-term bank deposits	26	20,000
– 短期銀行存款	– Short-term bank deposits	26	–
– 現金及現金等價物	– Cash and cash equivalents	26	1,465,908
以公允價值計量且其變動計入其他綜合收益的金融資產	Financial assets at FVOCI	20	18,413
以公允價值計量且其變動計入損益的金融資產	Financial assets at FVTPL	25	710,428
			4,113,851
負債	Liabilities		
按攤銷成本計量的負債	Liabilities at amortised cost		
– 貿易應付款項	– Trade payables	28	509,916
– 其他應付款項	– Other payables	29	1,109,676
– 應付聯營公司款項	– Amounts due to associates	37	25,370
– 銀行借款	– Bank borrowings	27	1,334,941
– 租賃負債	– Lease liabilities	15	467,630
			3,447,533
			3,963,928

合併財務報表附註 NOTES TO THE CONSOLIDATED FINANCIAL STATEMENTS

19 投資

(A) 於聯營公司的權益

19 INVESTMENTS

(A) INTERESTS IN ASSOCIATES

		於十二月三十一日 As at 31 December	
		二零二二年 2022	二零二一年 2021
		人民幣千元 RMB' 000	人民幣千元 RMB' 000
年初	At beginning of the year	278,895	208,400
添置 (附註19 b)	Additions (Note 19b)	25,780	55,647
獲得重大影響後自以 公允價值計量且其變動 計入其他綜合收益的 金融資產轉移 (附註20)	Transfer from financial assets at FVOCI upon obtaining significant influence (Note 20)	—	8,063
出售	Disposal	—	(2,312)
分佔利潤淨額	Share of profit, net	2,839	9,097
年末	At end of the year	307,514	278,895

截至二零二二年十二月三十一日止年度，未確認應佔聯營公司虧損額為人民幣417,500元（二零二一年：人民幣425,000元）。於二零二二年十二月三十一日，累計未確認應佔聯營公司虧損額為人民幣1,680,000元（二零二一年：人民幣1,262,000元）。

During the year ended 31 December 2022 unrecognised share of losses of associates amounted to RMB417,500 (2021: RMB425,000). As at 31 December 2022, cumulative unrecognised share of losses of associates amounted to RMB1,680,000 (2021: RMB1,262,000).

合併財務報表附註

NOTES TO THE CONSOLIDATED FINANCIAL STATEMENTS

19 投資(續)

(B) 聯營公司的權益性質

19 INVESTMENTS (CONTINUED)

(B) NATURE OF INTERESTS IN ASSOCIATES

實體名稱	主要營業地點	所有權百分比		計量方法
		二零二二年 十二月三十一日	二零二一年 十二月三十一日	
Name of entity*	Principal place of business	31 December 2022	31 December 2021	Measurement method
直接持有：				
Directly held:				
上海牛果農業科技有限公司(「上海牛果」)(附註i) Shanghai Niuguo Agricultural Technology Co., Ltd. ("Shanghai Niuguo") (上海牛果農業科技有限公司)(Note i)	中國 PRC	33%	33%	權益法 Equity method
果盈致富產業私募基金(有限合伙)(「果盈致富」) Guoying Zhifu Investment Limited Partnership ("Guoying Zhifu") (果盈致富產業私募基金(有限合伙))	中國 PRC	57%	57%	權益法 Equity method
間接持有：				
Indirectly held:				
河北惠文永記果業有限公司(「河北惠文永記」) Hebei Huiwenyongji Fruit Industry Co., Ltd. ("Hebei Huiwenyongji") (河北惠文永記果業有限公司)	中國 PRC	40%	40%	權益法 Equity method
上銀眾合亨泰投資(深圳)合夥企業(有限合伙)(「上銀眾合亨泰」) Shangyin Zhonghe Hengtai Investment (Shenzhen) Limited Partnership ("Shangyin Zhonghe Hengtai") (上銀眾合亨泰投資(深圳)合夥企業(有限合伙))	中國 PRC	52%	52%	權益法 Equity method
海南勝傑農業發展有限公司(「海南勝傑」) Hainan Shengjie Agricultural Development Co., Ltd. ("Hainan Shengjie") (海南勝傑農業發展有限公司)	中國 PRC	30%	30%	權益法 Equity method

合併財務報表附註

NOTES TO THE CONSOLIDATED FINANCIAL STATEMENTS

19 投資 (續)

(B) 聯營公司的權益性質 (續)

19 INVESTMENTS (CONTINUED)

(B) NATURE OF INTERESTS IN ASSOCIATES (CONTINUED)

實體名稱	主要營業地點	所有權百分比		計量方法
		二零二二年十二月三十一日	二零二一年十二月三十一日	
Name of entity*	Principal place of business	31 December 2022	31 December 2021	Measurement method
間接持有：(續)				
Indirectly held: (continued)				
廣西慧雲資訊技術有限公司 (「廣西慧雲」) Guangxi Huiyun Information Technology Co., Ltd ("Guangxi Huiyun") (廣西慧雲資訊技術有限公司)	中國 PRC	13%	13%	權益法 Equity method
海南信福生態果業有限公司 (「海南信福」) Hainan Xinfu Ecological Fruit Industry Co., Ltd ("Hainan Xinfu") (海南信福生態果業有限公司)	中國 PRC	17%	17%	權益法 Equity method
深圳般果科技有限公司 (「般果科技」) Shenzhen Banguo Technology Co., Ltd ("Banguo Technology") (深圳般果科技有限公司)	中國 PRC	31%	31%	權益法 Equity method
河南戰新百果園產業基金 (有限合夥) (「河南戰新」) Henan Zhanxin Pagoda Industry Fund (Limited Partnership) ("Henan Zhanxin") (河南戰新百果園產業基金 (有限合夥))	中國 PRC	60%	60%	權益法 Equity method
麗江全季優莓種植有限公司 (「全季優莓」) (附註ii) Lijiang Quanji Youmei Planting Co., Ltd ("Quanji Youmei") (麗江全季優莓種植有限公司) (Note ii)	中國 PRC	44%	44%	權益法 Equity method
山東良枝農業科技有限公司 (「山東良枝」) Shandong Liangzhi Agrosociences Company Limited ("Shandong Liangzhi") (山東良枝農業科技有限公司)	中國 PRC	35%	35%	權益法 Equity method
廣東金津果業有限公司 (「廣東金津果業」) Guangdong Jinjin Fruit Industry Co., Ltd. ("Guangdong Jinjin Fruit") (廣東金津果業有限公司)	中國 PRC	34%	34%	權益法 Equity method

合併財務報表附註

NOTES TO THE CONSOLIDATED FINANCIAL STATEMENTS

19 投資(續)

(B) 聯營公司的權益性質(續)

19 INVESTMENTS (CONTINUED)

(B) NATURE OF INTERESTS IN ASSOCIATES (CONTINUED)

實體名稱	主要營業地點	所有權百分比		計量方法
		二零二二年 十二月三十一日	二零二一年 十二月三十一日	
Name of entity*	Principal place of business	31 December 2022	31 December 2021	Measurement method
間接持有：(續)				
Indirectly held: (continued)				
雲南福之口農業科技有限公司(「雲南福之口」) Yunnan Fuzhikou Agricultural Science and Technology Co., Ltd. ("Yunnan Fuzhikou") (雲南福之口農業科技有限公司)	中國 PRC	45%	45%	權益法 Equity method
廣西真誠農業有限公司(「廣西真誠」)(附註iii) Guangxi Zhencheng Agriculture Co., Ltd. ("Guangxi Zhencheng") (廣西真誠農業有限公司)(Note iii)	中國 PRC	28%	14%	權益法 Equity method
(北京標道品牌管理中心(有限合夥))(「北京標道」) Beijing Kedao Brand Management Center (Limited Partnership) ("Beijing Kedao") (北京標道品牌管理中心(有限合夥))	中國 PRC	49%	49%	權益法 Equity method
山東果都現代農業有限公司(「山東果都」) Shandong Guodu Modern Agriculture Co., Ltd. ("Shandong Guodu") (山東果都現代農業有限公司)	中國 PRC	5%	5%	權益法 Equity method
重慶春壘農業開發有限公司(「重慶春壘」)(附註iv) Chongqing Chunken Agricultural Development Co., Ltd. ("Chongqing Chunken") (重慶春壘農業開發有限公司)(Note iv)	中國 PRC	7%	7%	權益法 Equity method
遼寧半畝田生態農業有限公司(「遼寧半畝田」) Liaoning Half Acre Ecological Agriculture Ltd. ("Liaoning Half Acre") (遼寧半畝田生態農業有限公司)	中國 PRC	30%	30%	權益法 Equity method

合併財務報表附註

NOTES TO THE CONSOLIDATED FINANCIAL STATEMENTS

19 投資 (續)

(B) 聯營公司的權益性質 (續)

19 INVESTMENTS (CONTINUED)

(B) NATURE OF INTERESTS IN ASSOCIATES (CONTINUED)

實體名稱	主要營業地點	所有權百分比		計量方法
		二零二二年十二月三十一日	二零二一年十二月三十一日	
Name of entity*	Principal place of business	31 December 2022	31 December 2021	Measurement method
間接持有：(續)				
Indirectly held: (continued)				
廈門微玉生態農業有限公司 (「廈門微玉」)	中國	34%	34%	權益法
Xiamen Weiyu Ecological Agriculture Co., Ltd. (“Xiamen Weiyu”)	PRC			Equity method
(廈門微玉生態農業有限公司)				
廣西智果科技有限公司 (「廣西智果」)	中國	28%	28%	權益法
Guangxi Zhiguo Technology Co., Ltd. (“Guangxi Zhiguo”)	PRC			Equity method
(廣西智果科技有限公司)				
湖南佳惠果緣農業科技有限公司 (「湖南佳惠」)	中國	38%	38%	權益法
Hunan Jiahui Guolv Agricultural Technology Co., Ltd. (“Hunan Jiahui”)	PRC			Equity method
(湖南佳惠果緣農業科技有限公司)				
昆明雲嶺科技有限責任公司 (「昆明雲嶺」) (附註v)	中國	40%	不適用	權益法
Kunming Yunling Technology Co., Ltd (“Kunming Yunling”)	PRC		N/A	Equity method
(昆明雲嶺科技有限責任公司) (Note v)				
深圳市微開生活服務有限公司 (附註vi)	中國	49%	不適用	權益法
Shenzhen Weikai Life Service Co., Ltd	PRC		N/A	Equity method
(深圳市微開生活服務有限公司) (Note vi)				
深圳市綠跡果蔬農業有限公司 (附註vii)	中國	40%	不適用	權益法
Shenzhen Lvji Fruit and Vegetable Agriculture Co., Ltd	PRC		N/A	Equity method
(深圳市綠跡果蔬農業有限公司) (Note vii)				

* 由於並無註冊或可用的英文名稱，本附註上文提及的中國公司的英文名稱為管理層盡力翻譯的該等公司的中文名稱。

* The English name of PRC companies refer to above in this note represents management best effort in translating the Chinese names of those companies as no English name have been registered or available.

合併財務報表附註

NOTES TO THE CONSOLIDATED FINANCIAL STATEMENTS

19 投資(續)

(B) 聯營公司的權益性質(續)

附註：

- (i) 上海牛果為一家從事水果加工及銷售的有限公司。於注資人民幣3,900,000元後，上海牛果入賬列作聯營公司，而本集團於二零一七年六月一日成立時取得重大影響力。於二零二二年二月二十三日及十一月二日，本集團向上海牛果合共注資現金人民幣2,970,000元。於交易完成後，相關應佔權益並無變動。
- (ii) 全季優莓為一家從事水果及蔬菜種植業務的有限公司。於注資人民幣5,460,000元及本集團於二零二二年六月九日成立後取得其重大影響力後，全季優莓入賬列作聯營公司。於二零二二年一月五日，本集團向全季優莓注資現金人民幣1,560,000元。於交易完成後，相關應佔權益並無變動。
- (iii) 雲南福之口為一家從事水果加工及銷售的有限公司。於注資人民幣4,500,000元及本集團於二零二一年五月十日成立後取得其重大影響力後，雲南福之口入賬列作聯營公司。於二零二二年十一月十一日，本集團向雲南福之口注資現金人民幣2,400,000元，且其他投資者亦按比例注資現金。於交易完成後，相關應佔權益並無變動。
- (iv) 廣西臻誠為一家從事農產品製造及零售的有限公司。於本集團於二零二零年十二月十日分階段收購優果聯品牌前，廣西臻誠為本集團按公平值計入其他全面收益的金融資產及優果聯品牌的聯營公司。分階段收購後，廣西臻誠成為本集團的聯營公司。於二零二二年十月十二日，本集團進一步收購14%股權，現金代價為人民幣5,000,000元。
- (v) 昆明藝嶺為一家從事信息技術諮詢服務的有限公司。昆明藝嶺於注資後以代價人民幣200,000元入賬列作聯營公司，而本集團於二零二二年二月十五日成立時取得重大影響力。
- (vi) 深圳微開為一家從事技術推廣及應用服務的有限公司。深圳微開於注資後以代價人民幣2,450,000元入賬列作聯營公司，而本集團於二零二二年七月二十日成立後取得重大影響力。
- (vii) 深圳綠跡一家從事批發業務的有限公司。於按代價人民幣5,000,000元注資後，深圳綠跡入賬列作聯營公司，而本集團於二零二二年七月十四日成立後取得重大影響力。於二零二二年十月五日，本集團及其他股東各自進一步向深圳綠跡注資現金人民幣5,000,000元。於交易完成後，相關應佔權益並無變動。

19 INVESTMENTS (CONTINUED)

(B) NATURE OF INTERESTS IN ASSOCIATES (CONTINUED)

Notes:

- (i) Shanghai Niuguo is a limited liability company engaged in ripening and sales of fruits. Shanghai Niuguo is accounted for as an associate following the capital injection of RMB3,900,000 and the Group obtained the significant influence on 1 June 2017 upon its establishment. On 23 February and 2 November 2022, the Group has totally injected cash of RMB2,970,000 into Shanghai Niuguo. Upon completion of the transaction, there is no change in respective attributable interest.
- (ii) Quanji Youmei is a limited liability company engaged in growing business of fruits and vegetables. Quanji Youmei is accounted for as an associate following the capital injection of RMB5,460,000 and the Group obtaining its significant influence on 9 June 2020 upon its establishment. On 5 January 2022, the Group has injected cash of RMB1,560,000 into Lijiang Quanji Youmei. Upon completion of the transaction, there is no change in respective attributable interest.
- (iii) Yunnan Fuzhikou is a limited liability company engaged in ripening and sales of fruits. Yunnan Fuzhikou is accounted for as an associate following the capital injection of RMB4,500,000 and the Group obtaining its significant influence on 10 May 2021 upon its establishment. On 11 November 2022, the Group injected cash of RMB2,400,000 into Yunnan Fuzhikou and the other investors also injected cash proportionately. Upon completion of the transaction, there is no change in respective attributable interest.
- (iv) Guangxi Zhencheng is a limited liability company engaged in manufacturing and retail sales of agricultural products. Guangxi Zhencheng was a financial asset at FVOCI of the Group and an associate of Youguolian Brand prior to the Group's step acquisition of Youguolian Brand on 10 December 2020. Following the step acquisition, Guangxi Zhencheng becomes the Group's associate. On 12 October 2022, the Group further acquired 14% equity interest at cash consideration of RMB5,000,000.
- (v) Kunming Yunling is a limited liability company engaged in information technology consulting services. Kunming Yunling is accounted for as an associate following the capital injection at a consideration of RMB200,000 and the Group obtained the significant influence on 15 February 2022 upon its establishment.
- (vi) Shenzhen Weikai is a limited liability company engaged in technology promotion and application service. Shenzhen Weikai is accounted for as an associate following the capital injection at a consideration of RMB2,450,000 and the Group obtained the significant influence on 20 July 2022 upon its establishment.
- (vii) Shenzhen Lvji is a limited liability company engaged in wholesale business. Shenzhen Lvji is accounted for as an associate following the capital injection at a consideration of RMB5,000,000 and the Group obtained the significant influence on 14 July 2022 upon its establishment. On 5 October 2022, the Group and the other shareholders has each further injected cash of RMB5,000,000 into Shenzhen Lvji. Upon completion of the transaction, there is no change in respective attributable interest.

合併財務報表附註 NOTES TO THE CONSOLIDATED FINANCIAL STATEMENTS

19 投資 (續)

(C) 於合營企業的權益

		於十二月三十一日 As at 31 December	
		二零二二年 2022	二零二一年 2021
		人民幣千元 RMB' 000	人民幣千元 RMB' 000
年初	At beginning of the year	45,556	50,556
出售 (附註20(e) (ii))	Disposal (Note 20(e)(ii))	—	(2,760)
分佔利潤淨額	Share of profits, net	10,493	7,386
已收股息	Dividend received	—	(9,626)
年末	At end of the year	56,049	45,556

19 INVESTMENTS (CONTINUED)

(C) INTERESTS IN JOINT VENTURES

(D) 合營企業的權益性質

(D) NATURE OF INTERESTS IN JOINT VENTURES

實體名稱 Name of entity	主要營業地點 Principal place of business	所有權百分比 % of ownership		計量方法 Measurement Method
		二零二二年 十二月 三十一日 31 December 2022	二零二一年 十二月 三十一日 31 December 2021	
南京金色莊園農產品有限公司 (「南京金色莊園」)	中國	39%	39%	權益
Nanjing Jinse Zhuangyuan Agricultural Products Co., Ltd (“Nanjing Jinse Zhuangyuan”) (南京金色莊園農產品有限公司)	PRC			Equity

合併財務報表附註

NOTES TO THE CONSOLIDATED FINANCIAL STATEMENTS

19 投資(續)

(E) 重大聯營公司及合營企業的財務資料摘要

以下為董事認為對本集團屬重大的上銀眾合亨泰、海南信福、果盈致富、廣東金津果業、般果科技、河南戰新、廣西慧雲、雲南福之口、山東良枝、北京樑道、深圳綠跡及南京金色莊園之財務資料摘要。披露的信息反映了聯營公司及合營企業財務報表中列示的金額，而非本集團在該等金額中所佔的份額。已對其進行了修訂，以反映使用權益法時的調整，包括公允價值調整和會計政策差異的修改(如適用)。

19 INVESTMENTS (CONTINUED)

(E) SUMMARISED FINANCIAL INFORMATION FOR THE MATERIAL ASSOCIATES AND JOINT VENTURES

Set out below are the summarised financial information for Shangyin Zhonghe Hengtai, Hainan Xinfu, Guoying Zhifu, Guangdong Jinjin Fruit, Baiguo Technology, Henan Zhanxin, Guangxi Huiyun, Yunnan Fuzhikou, Shandong Liangzhi, Beijing Kedao, Shenzhen Lvji, Nanjing Jinse Zhuangyuan which, in the opinion of the directors, are material to the Group. The information disclosed reflects the amounts presented in the financial statements of the associate and joint ventures and not the Group's share of those amounts. They have been amended to reflect adjustments when using the equity method, including fair value adjustments and modifications for differences in accounting policies, as appropriate.

合併財務報表附註

NOTES TO THE CONSOLIDATED FINANCIAL STATEMENTS

19 投資 (續)

(E) 重大聯營公司及合營企業的財務資料摘要 (續)

財務狀況表概要

19 INVESTMENTS (CONTINUED)

(E) SUMMARISED FINANCIAL INFORMATION FOR THE MATERIAL ASSOCIATES AND JOINT VENTURES (CONTINUED)

SUMMARISED STATEMENTS OF FINANCIAL POSITION

		南京金色 Nanjing Jinse		廣東金津果業 Guangdong Jinjin Fruit		般果科技 Banguo Technology	
		二零二二年 十二月 三十一日 31 December 2022	二零二一年 十二月 三十一日 31 December 2021	二零二二年 十二月 三十一日 31 December 2022	二零二一年 十二月 三十一日 31 December 2021	二零二二年 十二月 三十一日 31 December 2022	二零二一年 十二月 三十一日 31 December 2021
		人民幣千元 RMB' 000	人民幣千元 RMB' 000	人民幣千元 RMB' 000	人民幣千元 RMB' 000	人民幣千元 RMB' 000	人民幣千元 RMB' 000
現金及現金等價物	Cash and cash equivalents	30,244	20,001	4,932	2,028	103,594	31,139
其他流動資產 (不含現金)	Other current assets (excluding cash)	112,576	52,264	22,123	25,496	54,000	16,071
流動資產總值	Total current assets	142,820	72,265	27,055	27,524	157,594	47,210
非流動資產	Non-current assets	56,339	71,635	35,172	35,738	82,294	82,316
流動負債	Current liabilities						
金融負債	Financial current liabilities	49,872	59,792	10,795	11,186	-	25,589
其他流動負債	Other current liabilities	57,279	13,766	7,462	2,986	146,458	3,653
流動負債總額	Total current liabilities	107,151	73,558	18,257	14,172	146,458	29,242
非流動負債	Non-current liabilities						
金融負債 (不含貿易應付款項)	Financial liabilities (excluding trade payables)	-	-	5,900	22,233	-	-
其他非流動負債	Other non-current liabilities	6,279	11,737	12,661	-	-	-
非流動負債總額	Total non-current liabilities	6,279	11,737	18,561	22,233	-	-
淨資產/(負債)	Net assets/(liabilities)	85,729	58,605	25,409	26,857	93,430	100,284
歸屬於聯營公司 所有者的權益	Equity attributable to the owners of the associate	85,729	58,605	21,081	22,006	93,430	100,284
非控股權益	Non-controlling interests	-	-	4,328	4,851	-	-
		85,729	58,605	25,409	26,857	93,430	100,284

合併財務報表附註

NOTES TO THE CONSOLIDATED FINANCIAL STATEMENTS

19 投資(續)

(E) 重大聯營公司及合營企業的財務資料摘要(續)

財務資料概要對賬表

19 INVESTMENTS (CONTINUED)

(E) SUMMARISED FINANCIAL INFORMATION FOR THE MATERIAL ASSOCIATES AND JOINT VENTURES (CONTINUED)

RECONCILIATION OF SUMMARISED FINANCIAL INFORMATION

		南京金色 Nanjing Jinse		廣東金津果業 Guangdong Jinjin Fruit		般果科技 Banguo Technology	
		二零二二年 十二月 三十一日 31 December 2022	二零二一年 十二月 三十一日 31 December 2021	二零二二年 十二月 三十一日 31 December 2022	二零二一年 十二月 三十一日 31 December 2021	二零二二年 十二月 三十一日 31 December 2022	二零二一年 十二月 三十一日 31 December 2021
		人民幣千元 RMB'000	人民幣千元 RMB'000	人民幣千元 RMB'000	人民幣千元 RMB'000	人民幣千元 RMB'000	人民幣千元 RMB'000
歸屬於聯營公司所有者	Attributed to owners of the associate						
年初資產淨值	Opening net assets	58,605	64,347	26,857	22,850	100,284	101,384
年內利潤/(虧損)	Profit/(loss) for the year	27,254	18,938	(1,448)	4,007	(6,854)	(1,100)
其他綜合收益	Other comprehensive income	(130)	(24,680)	-	-	-	-
年末資產淨值	Closing net assets	85,729	58,605	25,409	26,857	93,430	100,284
持股百分比	Percentage of shareholding	39%	39%	34%	34%	31%	31%
於聯營公司權益	Interests in associates	33,349	22,856	8,639	9,131	28,963	31,088
隱性商譽	Implicit goodwill	22,700	22,700	21,716	21,716	-	-
於聯營公司權益	Interests in associates	56,049	45,556	30,355	30,847	28,963	31,088

合併財務報表附註

NOTES TO THE CONSOLIDATED FINANCIAL STATEMENTS

19 投資 (續)

(E) 重大聯營公司及合營企業的財務資料摘要 (續)

損益表概要

		南京金色 Nanjing Jinse		廣東金津果業 Guangdong Jinjin Fruit		般果科技 Banguo Technology	
		二零二二年 十二月 三十一日 31 December 2022	二零二一年 十二月 三十一日 31 December 2021	二零二二年 十二月 三十一日 31 December 2022	二零二一年 十二月 三十一日 31 December 2021	二零二二年 十二月 三十一日 31 December 2022	二零二一年 十二月 三十一日 31 December 2021
		人民幣千元 RMB' 000	人民幣千元 RMB' 000	人民幣千元 RMB' 000	人民幣千元 RMB' 000	人民幣千元 RMB' 000	人民幣千元 RMB' 000
收入	Revenue	313,036	321,243	196,382	159,116	17,559	12,338
營業利潤/(虧損)	Operating profit/(loss)	29,735	20,489	(357)	4,964	(6,957)	(1,162)
財務收入/(成本)淨額	Finance income/(costs), net	(1,968)	(1,306)	(1,064)	(956)	103	62
所得稅費用	Income tax expense	(513)	-	(27)	(1)	-	-
年內利潤/(虧損)	Profit/(loss) for the year	27,254	19,183	(1,448)	4,007	(6,854)	(1,100)
其他綜合收益	Other comprehensive income	(130)	-	-	-	-	-
綜合收益/(虧損)總額	Total comprehensive income/(loss)	27,124	19,183	(1,448)	4,007	(6,854)	(1,100)
歸屬於：	Attributable to:						
聯營公司所有者	Owners of the associate	27,124	19,183	(1,555)	4,155	(6,854)	(1,100)
非控股權益	Non-controlling interests	-	-	107	(148)	-	-
綜合收益/(虧損)總額	Total comprehensive income/(loss)	27,124	19,183	(1,448)	4,007	(6,854)	(1,100)

19 INVESTMENTS (CONTINUED)

(E) SUMMARISED FINANCIAL INFORMATION FOR THE MATERIAL ASSOCIATES AND JOINT VENTURES (CONTINUED)

SUMMARISED STATEMENTS OF PROFIT OR LOSS

		Nanjing Jinse		Guangdong Jinjin Fruit		Banguo Technology	
		2022	2021	2022	2021	2022	2021
		RMB' 000	RMB' 000	RMB' 000	RMB' 000	RMB' 000	RMB' 000
Revenue		313,036	321,243	196,382	159,116	17,559	12,338
Operating profit/(loss)		29,735	20,489	(357)	4,964	(6,957)	(1,162)
Finance income/(costs), net		(1,968)	(1,306)	(1,064)	(956)	103	62
Income tax expense		(513)	-	(27)	(1)	-	-
Profit/(loss) for the year		27,254	19,183	(1,448)	4,007	(6,854)	(1,100)
Other comprehensive income		(130)	-	-	-	-	-
Total comprehensive income/(loss)		27,124	19,183	(1,448)	4,007	(6,854)	(1,100)
Attributable to:							
Owners of the associate		27,124	19,183	(1,555)	4,155	(6,854)	(1,100)
Non-controlling interests		-	-	107	(148)	-	-
Total comprehensive income/(loss)		27,124	19,183	(1,448)	4,007	(6,854)	(1,100)

合併財務報表附註

NOTES TO THE CONSOLIDATED FINANCIAL STATEMENTS

19 投資(續)

(E) 重大聯營公司及合營企業的財務資料摘要(續)

財務狀況表概要

19 INVESTMENTS (CONTINUED)

(E) SUMMARISED FINANCIAL INFORMATION FOR THE MATERIAL ASSOCIATES AND JOINT VENTURES (CONTINUED)

SUMMARISED STATEMENTS OF FINANCIAL POSITION

		河南戰新 Henan Zhanxin		上銀眾合亨泰 Shangyin Zhonghe Hengtai		海南信福 Hainan Xinfu	
		二零二二年 十二月 三十一日 31 December 2022	二零二一年 十二月 三十一日 31 December 2021	二零二二年 十二月 三十一日 31 December 2022	二零二一年 十二月 三十一日 31 December 2021	二零二二年 十二月 三十一日 31 December 2022	二零二一年 十二月 三十一日 31 December 2021
		人民幣千元 RMB' 000	人民幣千元 RMB' 000	人民幣千元 RMB' 000	人民幣千元 RMB' 000	人民幣千元 RMB' 000	人民幣千元 RMB' 000
現金及現金等價物	Cash and cash equivalents	24	104	473	472	1,290	1011
其他流動資產 (不含現金)	Other current assets (excluding cash)	132,646	108,074	33,734	33,734	5,585	5,989
流動資產總值	Total current assets	132,670	108,178	34,207	34,206	6,875	7,000
非流動資產	Non-current assets	-	-	-	-	128,542	131,814
流動負債	Current liabilities	-	-	-	-	-	-
金融負債	Financial liabilities	-	-	-	-	-	-
其他流動負債	Other current liabilities	1,551	163	-	-	2,988	3,024
流動負債總額	Total current liabilities	1,551	163	-	-	2,988	3,024
非流動負債	Non-current liabilities	-	-	-	-	-	-
金融負債 (不含貿易應付款項)	Financial liabilities (excluding trade payables)	-	-	-	-	-	-
其他非流動負債	Other non-current liabilities	17,483	3,985	-	-	12,535	12,895
非流動負債總額	Total non-current liabilities	17,483	3,985	-	-	12,535	12,895
淨資產/(負債)	Net assets/(liabilities)	113,636	104,030	34,207	34,206	119,894	122,895
歸屬於聯營公司 所有者的權益	Equity attributable to the owners of the associate	113,636	104,030	34,207	34,206	119,894	122,895
非控股權益	Non-controlling interests	-	-	-	-	-	-
		113,636	104,030	34,207	34,206	119,894	122,895

合併財務報表附註 NOTES TO THE CONSOLIDATED FINANCIAL STATEMENTS

19 投資 (續)

(E) 重大聯營公司及合營企業的財務資料摘要 (續)

財務資料概要對賬表

19 INVESTMENTS (CONTINUED)

(E) SUMMARISED FINANCIAL INFORMATION FOR THE MATERIAL ASSOCIATES AND JOINT VENTURES (CONTINUED)

RECONCILIATION OF SUMMARISED FINANCIAL INFORMATION

		河南戰新 Henan Zhanxin		上銀眾合亨泰 Shangyin Zhonghe Hengtai		海南信福 Hainan Xinfu	
		二零二二年 十二月 三十一日 31 December 2022	二零二一年 十二月 三十一日 31 December 2021	二零二二年 十二月 三十一日 31 December 2022	二零二一年 十二月 三十一日 31 December 2021	二零二二年 十二月 三十一日 31 December 2022	二零二一年 十二月 三十一日 31 December 2021
		人民幣千元 RMB'000	人民幣千元 RMB'000	人民幣千元 RMB'000	人民幣千元 RMB'000	人民幣千元 RMB'000	人民幣千元 RMB'000
歸屬於聯營公司所有者	Attributed to owners of the associate						
年初資產淨值	Opening net assets	104,030	54,907	34,206	34,212	122,895	134,249
投資初步確認	Initial recognition of the investment	-	30,748	-	-	-	-
年內利潤/(虧損)	Profit/(loss) for the year	9,606	18,375	1	(6)	(3,001)	(11,354)
其他綜合收益	Other comprehensive income	-	-	-	-	-	-
年末資產淨值	Closing net assets	113,636	104,030	34,207	34,206	119,894	122,895
持股百分比	Percentage of shareholding	60%	60%	52%	52%	17%	17%
於聯營公司權益	Interests in associates	68,182	62,418	17,788	17,787	20,382	20,892
隱性商譽	Implicit goodwill	-	-	-	-	2,618	2,618
於聯營公司權益	Interests in associates	68,182	62,418	17,788	17,787	23,000	23,510

合併財務報表附註

NOTES TO THE CONSOLIDATED FINANCIAL STATEMENTS

19 投資(續)

(E) 重大聯營公司及合營企業的財務資料摘要(續)

損益表概要

19 INVESTMENTS (CONTINUED)

(E) SUMMARISED FINANCIAL INFORMATION FOR THE MATERIAL ASSOCIATES AND JOINT VENTURES (CONTINUED)

SUMMARISED STATEMENTS OF PROFIT OR LOSS

		河南戰新 Henan Zhanxin		上銀眾合亨泰 Shangyin Zhonghe Hengtai		海南信福 Hainan Xinfu	
		二零二二年 十二月 三十一日 31 December 2022	二零二一年 十二月 三十一日 31 December 2021	二零二二年 十二月 三十一日 31 December 2022	二零二一年 十二月 三十一日 31 December 2021	二零二二年 十二月 三十一日 31 December 2022	二零二一年 十二月 三十一日 31 December 2021
		人民幣千元 RMB'000	人民幣千元 RMB'000	人民幣千元 RMB'000	人民幣千元 RMB'000	人民幣千元 RMB'000	人民幣千元 RMB'000
收入	Revenue	-	-	-	-	5,852	7,271
營業利潤/(虧損)	Operating profit/(loss)	(3,734)	(5,065)	-	(7)	(2,361)	(10,791)
財務收入/(成本)淨額	Finance income/(costs), net	13,340	23,440	1	1	(640)	(563)
所得稅費用	Income tax expense	-	-	-	-	-	-
年內利潤/(虧損)	Profit/(loss) for the year	9,606	18,375	1	(6)	(3,001)	(11,354)
其他綜合收益	Other comprehensive income	-	-	-	-	-	-
綜合收益/(虧損)總額	Total comprehensive income/(loss)	9,606	18,375	1	(6)	(3,001)	(11,354)
歸屬於：	Attributable to:						
聯營公司所有者	Owners of the associate	9,606	18,375	1	(6)	(3,001)	(11,354)
非控股權益	Non-controlling interests	-	-	-	-	-	-
綜合收益/(虧損)總額	Total comprehensive income/(loss)	9,606	18,375	1	(6)	(3,001)	(11,354)

合併財務報表附註

NOTES TO THE CONSOLIDATED FINANCIAL STATEMENTS

19 投資 (續)

(E) 重大聯營公司及合營企業的財務資料摘要 (續)

財務狀況表概要

19 INVESTMENTS (CONTINUED)

(E) SUMMARISED FINANCIAL INFORMATION FOR THE MATERIAL ASSOCIATES AND JOINT VENTURES (CONTINUED)

SUMMARISED STATEMENTS OF FINANCIAL POSITION

		果盈致富 Guoying Zhifu		廣西慧雲 Guangxi Huiyun		雲南福之口 Yunnan Fuzhikou	
		二零二二年 十二月 三十一日 31 December 2022	二零二一年 十二月 三十一日 31 December 2021	二零二二年 十二月 三十一日 31 December 2022	二零二一年 十二月 三十一日 31 December 2021	二零二二年 十二月 三十一日 31 December 2022	二零二一年 十二月 三十一日 31 December 2021
		人民幣千元 RMB' 000	人民幣千元 RMB' 000	人民幣千元 RMB' 000	人民幣千元 RMB' 000	人民幣千元 RMB' 000	人民幣千元 RMB' 000
現金及現金等價物	Cash and cash equivalents	4,545	1,891	10,987	12,419	86	34
其他流動資產 (不含現金)	Other current assets (excluding cash)	35,000	35,000	18,871	16,478	24,548	10,203
流動資產總值	Total current assets	39,545	36,891	29,858	28,897	24,634	10,237
非流動資產	Non-current assets	1,862	6,092	12,135	12,792	46,700	46,869
流動負債	Current liabilities						
金融負債	Financial liabilities	-	-	-	-	-	-
其他流動負債	Other current liabilities	7	1	3,129	3,193	11,068	5,853
流動負債總額	Total current liabilities	7	1	3,129	3,193	11,068	5,853
非流動負債	Non-current liabilities						
金融負債 (不含貿易應付款項)	Financial liabilities (excluding trade payables)	-	-	-	0	-	-
其他非流動負債	Other non-current liabilities	-	-	948	2,806	32,195	35,944
非流動負債總額	Total non-current liabilities	-	-	948	2,806	32,195	35,944
淨資產/(負債)	Net assets/(liabilities)	41,400	42,982	37,916	35,690	28,071	15,309
歸屬於聯營公司 所有者的權益	Equity attributable to the owners of the associate	41,400	42,982	37,716	35,565	28,071	15,309
非控股權益	Non-controlling interests	-	-	109	125	-	-
		41,400	42,982	37,825	35,690	28,071	15,309

合併財務報表附註

NOTES TO THE CONSOLIDATED FINANCIAL STATEMENTS

19 投資(續)

(E) 重大聯營公司及合營企業的財務資料摘要(續)

財務資料概要對賬表

19 INVESTMENTS (CONTINUED)

(E) SUMMARISED FINANCIAL INFORMATION FOR THE MATERIAL ASSOCIATES AND JOINT VENTURES (CONTINUED)

RECONCILIATION OF SUMMARISED FINANCIAL INFORMATION

		果盈致富 Guoying Zhifu		廣西慧雲 Guangxi Huiyun		雲南福之口 Yunnan Fuzhikou	
		二零二二年 十二月 三十一日 31 December 2022	二零二一年 十二月 三十一日 31 December 2021	二零二二年 十二月 三十一日 31 December 2022	二零二一年 十二月 三十一日 31 December 2021	二零二二年 十二月 三十一日 31 December 2022	二零二一年 十二月 三十一日 31 December 2021
		人民幣千元 RMB'000	人民幣千元 RMB'000	人民幣千元 RMB'000	人民幣千元 RMB'000	人民幣千元 RMB'000	人民幣千元 RMB'000
歸屬於聯營公司所有者	Attributed to owners of the associate						
年初資產淨值	Opening net assets	42,982	-	35,781	35,507	15,309	9,463
投資初步確認	Initial recognition of the investment	-	42,982	-	-	3,400	3,800
年內利潤/(虧損)	Profit/(loss) for the year	(1,582)	-	2,135	274	9,362	2,046
其他綜合收益	Other comprehensive income	-	-	-	-	-	-
年末資產淨值	Closing net assets	41,400	42,982	37,916	35,781	28,071	15,309
持股百分比	Percentage of shareholding	57%	57%	13%	13%	45%	45%
於聯營公司權益	Interests in associates	23,598	24,500	5,094	4,807	12,632	6,889
隱性商譽	Implicit goodwill	-	-	6,124	6,124	1,399	(471)
於聯營公司權益	Interests in associates	23,598	24,500	11,218	10,931	14,031	6,418

合併財務報表附註

NOTES TO THE CONSOLIDATED FINANCIAL STATEMENTS

19 投資 (續)

(E) 重大聯營公司及合營企業的財務資料摘要 (續)

損益表概要

19 INVESTMENTS (CONTINUED)

(E) SUMMARISED FINANCIAL INFORMATION FOR THE MATERIAL ASSOCIATES AND JOINT VENTURES (CONTINUED)

SUMMARISED STATEMENTS OF PROFIT OR LOSS

		果盈致富 Guoying Zhifu		廣西慧雲 Guangxi Huiyun		雲南福之口 Yunnan Fuzhikou	
		二零二二年 十二月 三十一日 31 December 2022	二零二一年 十二月 三十一日 31 December 2021	二零二二年 十二月 三十一日 31 December 2022	二零二一年 十二月 三十一日 31 December 2021	二零二二年 十二月 三十一日 31 December 2022	二零二一年 十二月 三十一日 31 December 2021
		人民幣千元 RMB'000	人民幣千元 RMB'000	人民幣千元 RMB'000	人民幣千元 RMB'000	人民幣千元 RMB'000	人民幣千元 RMB'000
收入	Revenue	-	-	21,244	13,573	38,509	24,336
營業利潤/(虧損)	Operating profit/(loss)	(1,598)	-	1,948	(227)	11,079	3,511
財務收入/(成本)淨額	Finance income/(costs), net	16	-	337	501	(1,689)	(1,452)
所得稅費用	Income tax expense	-	-	(150)	-	(28)	(13)
年內利潤/(虧損)	Profit/(loss) for the year	(1,582)	-	2,135	274	9,362	2,046
其他綜合收益	Other comprehensive income	-	-	-	-	-	-
綜合收益/(虧損)總額	Total comprehensive income/(loss)	(1,582)	-	2,135	274	9,362	2,046
歸屬於：	Attributable to:						
聯營公司所有者	Owners of the associate	(1,582)	-	2,151	302	9,362	2,046
非控股權益	Non-controlling interests	-	-	(16)	(28)	-	-
綜合收益/(虧損)總額	Total comprehensive income/(loss)	(1,582)	-	2,135	274	9,362	2,046

合併財務報表附註

NOTES TO THE CONSOLIDATED FINANCIAL STATEMENTS

19 投資(續)

(E) 重大聯營公司及合營企業的財務資料摘要(續)

財務狀況表概要

19 INVESTMENTS (CONTINUED)

(E) SUMMARISED FINANCIAL INFORMATION FOR THE MATERIAL ASSOCIATES AND JOINT VENTURES (CONTINUED)

SUMMARISED STATEMENTS OF FINANCIAL POSITION

		山東良枝 Shandong Liangzhi		北京棵道 Beijing Kedao		深圳綠跡 Shenzhen Lvji	
		二零二二年 十二月 三十一日 31 December 2022	二零二一年 十二月 三十一日 31 December 2021	二零二二年 十二月 三十一日 31 December 2022	二零二一年 十二月 三十一日 31 December 2021	二零二二年 十二月 三十一日 31 December 2022	二零二一年 十二月 三十一日 31 December 2021
		人民幣千元 RMB' 000	人民幣千元 RMB' 000	人民幣千元 RMB' 000	人民幣千元 RMB' 000	人民幣千元 RMB' 000	人民幣千元 RMB' 000
現金及現金等價物	Cash and cash equivalents	6,332	2,442	3	-	3,799	N/A*
其他流動資產 (不含現金)	Other current assets (excluding cash)	39,498	26,785	-	-	6,200	N/A*
流動資產總值	Total current assets	45,830	29,227	3	-	9,999	N/A*
非流動資產	Non-current assets	5,084	5,786	18,500	18,500	-	N/A*
流動負債	Current liabilities	-	-	-	-	-	-
金融負債	Financial liabilities	-	-	-	-	1	N/A*
其他流動負債	Other current liabilities	18,977	10,594	5	6	-	N/A*
流動負債總額	Total current liabilities	18,977	10,594	5	6	1	N/A*
非流動負債	Non-current liabilities	-	-	-	-	-	-
金融負債 (不含貿易應付款項)	Financial liabilities (excluding trade payables)	-	-	-	-	-	N/A*
其他非流動負債	Other non-current liabilities	-	-	-	-	-	N/A*
非流動負債總額	Total non-current liabilities	-	-	-	-	-	N/A*
淨資產/(負債)	Net assets/(liabilities)	31,937	24,419	18,498	18,494	9,998	N/A*
歸屬於聯營公司 所有者的權益	Equity attributable to the owners of the associate	31,937	24,419	18,498	18,494	9,998	N/A*
非控股權益	Non-controlling interests	-	-	-	-	-	N/A*
		31,937	24,419	18,498	18,494	9,998	N/A*

* 由於公司尚未成立，財務狀況及損益撮要表內並無披露資料。

* As the company has not been established, no information is disclosed in the summarised statements of financial position and profit or loss.

合併財務報表附註

NOTES TO THE CONSOLIDATED FINANCIAL STATEMENTS

19 投資 (續)

(E) 重大聯營公司及合營企業的財務資料摘要 (續)

財務資料概要對賬表

19 INVESTMENTS (CONTINUED)

(E) SUMMARISED FINANCIAL INFORMATION FOR THE MATERIAL ASSOCIATES AND JOINT VENTURES (CONTINUED)

RECONCILIATION OF SUMMARISED FINANCIAL INFORMATION

		山東良枝 Shandong Liangzhi		北京樑道 Beijing Kedao		深圳綠跡 Shenzhen Lvji	
		二零二二年 十二月 三十一日 31 December 2022	二零二一年 十二月 三十一日 31 December 2021	二零二二年 十二月 三十一日 31 December 2022	二零二一年 十二月 三十一日 31 December 2021	二零二二年 十二月 三十一日 31 December 2022	二零二一年 十二月 三十一日 31 December 2021
		人民幣千元 RMB' 000	人民幣千元 RMB' 000	人民幣千元 RMB' 000	人民幣千元 RMB' 000	人民幣千元 RMB' 000	人民幣千元 RMB' 000
歸屬於聯營公司所有者	Attributed to owners of the associate						
年初資產淨值	Opening net assets	24,419	20,791	18,494	18,495	-	N/A*
投資初步確認	Initial recognition of the investment	-	-	-	10,000	-	N/A*
年內利潤/(虧損)	Profit/(loss) for the year	7,518	3,628	4	(1)	(2)	N/A*
其他綜合收益	Other comprehensive income	-	-	-	-	-	N/A*
年末資產淨值	Closing net assets	31,937	24,419	18,498	18,494	9,998	N/A*
持股百分比	Percentage of shareholding	35%	35%	49%	49%	40%	N/A*
於聯營公司權益	Interests in associates	11,178	8,547	9,064	9,062	3,999	N/A*
隱性商譽	Implicit goodwill	16	16	10,099	10,099	6,000	N/A*
於聯營公司權益	Interests in associates	11,194	8,563	19,163	19,161	9,999	N/A*

* 由於公司尚未成立，財務狀況及損益撮要表內並無披露資料。

* As the company has not been established, no information is disclosed in the summarised statements of financial position and profit or loss.

合併財務報表附註

NOTES TO THE CONSOLIDATED FINANCIAL STATEMENTS

19 投資(續)

(E) 重大聯營公司及合營企業的財務資料摘要(續)

損益表概要

		山東良枝 Shandong Liangzhi		北京棧道 Beijing Kedao		深圳綠跡 Shenzhen Lvji	
		二零二二年 十二月 三十一日 31 December 2022 人民幣千元 RMB' 000	二零二一年 十二月 三十一日 31 December 2021 人民幣千元 RMB' 000	二零二二年 十二月 三十一日 31 December 2022 人民幣千元 RMB' 000	二零二一年 十二月 三十一日 31 December 2021 人民幣千元 RMB' 000	二零二二年 十二月 三十一日 31 December 2022 人民幣千元 RMB' 000	二零二一年 十二月 三十一日 31 December 2021 人民幣千元 RMB' 000
收入	Revenue	49,010	37,388	-	-	-	N/A*
營業利潤/(虧損)	Operating profit/(loss)	7,533	3,737	2	-	(5)	N/A*
財務收入/(成本)淨額	Finance income/(costs), net	3	(87)	2	(1)	3	N/A*
所得稅費用	Income tax expense	(18)	(22)	-	-	-	N/A*
年內利潤/(虧損)	Profit/(loss) for the year	7,518	3,628	4	(1)	(2)	N/A*
其他綜合收益	Other comprehensive income	-	-	-	-	-	N/A*
綜合收益/(虧損)總額	Total comprehensive income/(loss)	7,518	3,628	4	(1)	(2)	N/A*
歸屬於：	Attributable to:						
聯營公司所有者	Owners of the associate	7,518	3,628	4	(1)	(2)	N/A*
非控股權益	Non-controlling interests	-	-	-	1	-	N/A*
綜合收益/(虧損)總額	Total comprehensive income/(loss)	7,518	3,628	4	-	(2)	N/A*

* 由於公司尚未成立，財務狀況及損益摘要表內並無披露資料。

自投資日期起，聯營公司概無向本集團支付或宣派任何股息，亦無其他與本集團於聯營公司權益有關的或有負債及承擔。

自投資日期起，截至二零二二年十二月三十一日止年度，一間合營公司已向本集團支付股息人民幣9,626,000元，且並無其他與本集團於合營公司的權益有關的或有負債及承擔。

19 INVESTMENTS (CONTINUED)

(E) SUMMARISED FINANCIAL INFORMATION FOR THE MATERIAL ASSOCIATES AND JOINT VENTURES (CONTINUED)

SUMMARISED STATEMENTS OF PROFIT OR LOSS

		山東良枝 Shandong Liangzhi		北京棧道 Beijing Kedao		深圳綠跡 Shenzhen Lvji	
		二零二二年 十二月 三十一日 31 December 2022 人民幣千元 RMB' 000	二零二一年 十二月 三十一日 31 December 2021 人民幣千元 RMB' 000	二零二二年 十二月 三十一日 31 December 2022 人民幣千元 RMB' 000	二零二一年 十二月 三十一日 31 December 2021 人民幣千元 RMB' 000	二零二二年 十二月 三十一日 31 December 2022 人民幣千元 RMB' 000	二零二一年 十二月 三十一日 31 December 2021 人民幣千元 RMB' 000
收入	Revenue	49,010	37,388	-	-	-	N/A*
營業利潤/(虧損)	Operating profit/(loss)	7,533	3,737	2	-	(5)	N/A*
財務收入/(成本)淨額	Finance income/(costs), net	3	(87)	2	(1)	3	N/A*
所得稅費用	Income tax expense	(18)	(22)	-	-	-	N/A*
年內利潤/(虧損)	Profit/(loss) for the year	7,518	3,628	4	(1)	(2)	N/A*
其他綜合收益	Other comprehensive income	-	-	-	-	-	N/A*
綜合收益/(虧損)總額	Total comprehensive income/(loss)	7,518	3,628	4	(1)	(2)	N/A*
歸屬於：	Attributable to:						
聯營公司所有者	Owners of the associate	7,518	3,628	4	(1)	(2)	N/A*
非控股權益	Non-controlling interests	-	-	-	1	-	N/A*
綜合收益/(虧損)總額	Total comprehensive income/(loss)	7,518	3,628	4	-	(2)	N/A*

* As the company has not been established, no information is disclosed in the summarised statements of financial position and profit or loss.

No dividend has been paid or declared by the associates to the Group since the dates of investments and there are no other contingent liabilities and commitments relating to the Group's interests in associates.

Dividend of RMB9,626,000 for the year ended 31 December 2022 have been paid by a joint venture to the Group since the dates of investments and there are no other contingent liabilities and commitments relating to the Group's interests in joint ventures.

合併財務報表附註

NOTES TO THE CONSOLIDATED FINANCIAL STATEMENTS

19 投資 (續)

(F) 個別非重大聯營公司

除上述披露的於聯營公司及合營企業權益外，本集團亦擁有若干採用權益法核算的個別非重大聯營公司權益。

19 INVESTMENTS (CONTINUED)

(F) INDIVIDUALLY IMMATERIAL ASSOCIATES

In addition to the interests in associates and joint ventures disclosed above, the Group also has interests in a number of individually immaterial associates that are accounted for using the equity method.

		於十二月三十一日 As at 31 December	
		二零二二年 2022	二零二一年 2021
		人民幣千元 RMB'000	人民幣千元 RMB'000
個別非重要聯營公司的 合計賬面價值	Aggregate carrying amount of individually immaterial associates	50,023	43,672
本集團虧損總份額	Aggregate amounts of the Group's share of losses	(6,028)	(3,243)

20 以公允價值計量且其變動計入其他綜合收益的金融資產

20 FINANCIAL ASSETS AT FVOCI

		於十二月三十一日 As at 31 December	
		二零二二年 2022	二零二一年 2021
		人民幣千元 RMB'000	人民幣千元 RMB'000
非流動資產	Non-current assets		
上市股本證券	Listed equity securities	3,079	4,989
非上市股本證券	Unlisted equity securities	15,334	5,875
		18,413	10,864

合併財務報表附註

NOTES TO THE CONSOLIDATED FINANCIAL STATEMENTS

20 以公允價值計量且其變動計入其他綜合收益的金融資產(續)

以公允價值計量且其變動計入其他綜合收益的股本投資變動如下：

20 FINANCIAL ASSETS AT FVOCI (CONTINUED)

The movement of equity investments at FVOCI are as follows:

		於十二月三十一日 As at 31 December	
		二零二二年 2022	二零二一年 2021
		人民幣千元 RMB'000	人民幣千元 RMB'000
於一月一日	At 1 January	10,864	65,362
添置(附註 a)	Additions (note a)	11,713	3,002
出售	Disposals	(189)	-
獲得重大影響後重新歸類為於 聯營公司的權益 (附註 19(b))(附註 b)	Reclassification to interests in associates upon obtaining significant influence (Note 19(b))(note b)	-	(8,063)
計入權益的公允價值虧損淨額	Net fair value loss charged to equity	(3,975)	(49,437)
於十二月三十一日	At 31 December	18,413	10,864

附註(a)：截至2022年12月31日止年度的添置主要指本集團收購Bits x Bites Growth Fund I, L.P.的股權

note(a): Addition during the year ended 31 December 2022 mainly represented the Group's acquisition of equity interests in Bits x Bites Growth Fund I, L.P.

附註(b)：於2021年1月28日，本集團進一步收購北京棵道的權益，並自該日起獲得重大影響力。因此，本集團先前於北京棵道的所有權益(計入按公平值計入其他全面收益的金融資產)連同新收購權益重新分類至於聯營公司的權益。

note(b): On 28 January 2021, the Group acquired further interest in Beijing Kedao and obtained significant influence from that day onwards. As such, all of the Group's previously interest in Beijing Kedao accounted for under financial asset at FVOCI, together with the newly acquired interest, is reclassified to interests in associate.

合併財務報表附註

NOTES TO THE CONSOLIDATED FINANCIAL STATEMENTS

21 存貨

21 INVENTORIES

		於十二月三十一日 As at 31 December	
		二零二二年 2022	二零二一年 2021
		人民幣千元 RMB'000	人民幣千元 RMB'000
水果及其他食品	Fruits and other food products	325,107	236,819
消耗品	Consumables	11,678	9,941
		336,785	246,760

截至二零二二年十二月三十一日止年度，確認為開支及計入銷售成本的存貨成本為人民幣9,519,373,000元（2021年：人民幣8,705,686,000元）。

The cost of inventories recognised as expenses and included in cost of sales amounted to RMB9,519,373,000 during the year ended 31 December 2022 (2021: RMB8,705,686,000).

存貨撇減至可變現淨值人民幣89,000元已於截至二零二二年十二月三十一日止年度確認為開支（2021年：人民幣2,292,000元），並計入合併損益表的「銷售成本」內。

Write-downs of inventories to net realisable value amounted to RMB89,000 was recognised as an expense during the year ended 31 December 2022 (2021: RMB2,292,000) and included in 'cost of sales' in the consolidated statement of profit or loss.

22 生物資產

22 BIOLOGICAL ASSETS

生物資產僅包括生長在果樹上的新鮮果實。

Biological assets solely comprise fresh fruit bunches growing on fruit trees.

		於十二月三十一日 As at 31 December	
		二零二二年 2022	二零二一年 2021
		人民幣千元 RMB'000	人民幣千元 RMB'000
於一月一日	At 1 January	4,525	2,131
採購及種植導致的增加	Increase due to purchase and cultivation	9,694	8,274
轉撥至存貨	Transfer to inventories	(9,214)	(5,386)
生物轉化引起的公允價值變動	Changes in fair value due to biological transformation	1,134	(494)
於十二月三十一日	At 31 December	6,139	4,525

合併財務報表附註

NOTES TO THE CONSOLIDATED FINANCIAL STATEMENTS

23 貿易應收款項

23 TRADE RECEIVABLES

		於十二月三十一日 As at 31 December	
		二零二二年 2022	二零二一年 2021
		人民幣千元 RMB'000	人民幣千元 RMB'000
貿易應收款項總額	Trade receivables, gross	1,156,260	1,191,298
減：虧損撥備	Less: loss allowance	(37,822)	(35,071)
貿易應收款項淨額	Trade receivables, net	1,118,438	1,156,227

本集團向客戶允諾達九十日的平均信貸期。貿易應收款項總額按發票日的賬齡分析如下：

The Group allows an average credit period of up to 90 days to its customers. The ageing analysis of gross trade receivables by invoice date is as follows:

		於十二月三十一日 As at 31 December	
		二零二二年 2022	二零二一年 2021
		人民幣千元 RMB'000	人民幣千元 RMB'000
1至90日	1 – 90 days	803,891	784,079
91至180日	91 – 180 days	284,697	332,889
181至365日	181 – 365 days	40,157	47,500
一年以上	Over 1 year	27,515	26,830
		1,156,260	1,191,298

本集團通過考慮歷史違約率、市場現狀及前瞻性資料評估了預期信貸虧損。

The Group has assessed the ECL by considering historical default rates, existing market conditions and forward looking information.

貿易應收款項減值虧損撥備的變動披露於附註3.1(b)(ii)。

Movement of loss allowance for impairment of trade receivables has been disclosed in Note 3.1(b) (ii).

於各報告日期採用撥備矩陣進行減值分析，以計量預期信貸虧損。撥備率基於本集團客戶歷史結算模式釐定。該計算反映貨幣的時間價值及於報告日期可得的有關過往事件、當前狀況及未來經濟狀況預測的合理及可靠資料。

An impairment analysis is performed at each reporting date using a provision matrix to measure ECL. The provision rates are based on the historical settlement pattern of the Group's customers. The calculation reflects the time value of money and reasonable and supportable information that is available at the reporting date about past events, current conditions and forecasts of future economic conditions.

合併財務報表附註

NOTES TO THE CONSOLIDATED FINANCIAL STATEMENTS

23 貿易應收款項(續)

截至二零二二年十二月三十一日止年度，管理層識別債務人出現信貸減值，並正進行破產程序。本集團已向該等債務人提出索償。管理層已與撥備矩陣分開評估該等債務人於二零二二年十二月三十一日的未償還結餘人民幣27,207,000元的可回收性(2021年：人民幣27,207,000元)，並已就有關金額悉數計提撥備。

截至二零二一年及二零二二年十二月三十一日的減值撥備確定如下：

加盟門店的貿易應收款項

賬齡類別	Ageing category	1至90天	91至180天	181至365天	1年以上	總計
		1 - 90 days	91 - 180 days	181 - 365 days	Over 1 year	
二零二二年十二月三十一日： 31 December 2022:						
預期虧損率	Expected loss rate	0.03%	0.14%	1.47%	100.00%	
賬面總值(人民幣千元)	Gross carrying amount (RMB'000)	688,065	260,481	29,756	308	978,610
虧損撥備(人民幣千元)	Loss allowance provision (RMB'000)	207	370	437	308	1,322
二零二一年十二月三十一日： 31 December 2021:						
預期虧損率	Expected loss rate	0.09%	0.20%	0.80%	100.0%	
賬面總值(人民幣千元)	Gross carrying amount (RMB'000)	693,263	313,779	44,525	1,331	1,052,898
虧損撥備(人民幣千元)	Loss allowance provision (RMB'000)	620	588	338	1,331	2,877

自企業客戶的貿易應收款項

賬齡類別	Ageing category	1至90天	91至180天	181至365天	1年以上	總計
		1 - 90 days	91 - 180 days	181 - 365 days	Over 1 year	
二零二二年十二月三十一日： 31 December 2022:						
預期虧損率	Expected loss rate	2.0%	10.2%	43.2%	100.00%	
賬面總值(人民幣千元)	Gross carrying amount (RMB'000)	115,826	24,216	10,401	-	150,443
虧損撥備(人民幣千元)	Loss allowance provision (RMB'000)	2,315	2,480	4,498	-	9,293
二零二一年十二月三十一日： 31 December 2021:						
預期虧損率	Expected loss rate	3.5%	7.6%	27.1%	100.0%	
賬面總值(人民幣千元)	Gross carrying amount (RMB'000)	90,816	19,110	1,267	-	111,193
虧損撥備(人民幣千元)	Loss allowance provision (RMB'000)	3,201	1,443	343	-	4,987

23 TRADE RECEIVABLES (CONTINUED)

During the year ended 31 December 2022, management has identified debtors to be credit impaired and are undergoing bankruptcy proceedings. The Group has submitted a claim to those debtors. Management has assessed the recoverability of the outstanding balances of these debtors of RMB27,207,000 as at 31 December 2022 (2021: RMB27,207,000) from the provisional matrix, and has fully provided for the amounts.

The loss allowance provisions as at 31 December 2021 and 2022 are determined as follows:

FOR TRADE RECEIVABLES FROM FRANCHISEES

FOR TRADE RECEIVABLES FROM CORPORATE CUSTOMERS

合併財務報表附註

NOTES TO THE CONSOLIDATED FINANCIAL STATEMENTS

23 貿易應收款項(續)

貿易應收款項減值撥備變動如下：

		於十二月三十一日 As at 31 December	
		二零二二年 2022	二零二一年 2021
		人民幣千元 RMB'000	人民幣千元 RMB'000
於一月一日	At 1 January	35,071	29,911
已確認的虧損撥備增加	Increase in loss allowance recognised	2,751	5,160
於十二月三十一日	At 31 December	37,822	35,071

本集團貿易應收款項的賬面金額按下列貨幣計值：

		於十二月三十一日 As at 31 December	
		二零二二年 2022	二零二一年 2021
		人民幣千元 RMB'000	人民幣千元 RMB'000
人民幣	RMB	1,094,816	1,144,286
美元	US\$	16,179	9,231
港元	HK\$	7,443	2,710
		1,118,438	1,156,227

於二零二一年及二零二二年十二月三十一日，信貸風險的最高風險敞口為上述貿易應收款項的賬面值。本集團並未持有任何抵押品作為擔保。

23 TRADE RECEIVABLES
(CONTINUED)

Movements on the loss allowance of trade receivables are as follows:

The carrying amounts of the Group's trade receivables are denominated in the following currencies:

The maximum exposure to credit risk as at 31 December 2021 and 2022 is the carrying value of trade receivables mentioned above. The Group does not hold any collateral as security.

合併財務報表附註

NOTES TO THE CONSOLIDATED FINANCIAL STATEMENTS

24 按金、預付款項及其他應收款項

24 DEPOSITS, PREPAYMENTS AND OTHER RECEIVABLES

於十二月三十一日

As at 31 December

		二零二二年 2022	二零二一年 2021
		人民幣千元 RMB' 000	人民幣千元 RMB' 000
非流動	Non-current		
物業、廠房及設備預付款項	Prepayment for property, plant and equipment	4,462	32,009
租賃按金	Rental deposits	11,186	12,297
向加盟商提供的有息借款(附註b)	Interest-bearing loans to franchisees (Note b)	204,753	178,990
其他預付款項(附註f)	Other prepayments (Note f)	127,754	101,588
		348,155	324,884
減：減值撥備	Less: loss allowance	(4,910)	(3,483)
		343,245	321,401
流動	Current		
租賃按金	Rental deposits	1,724	1,355
其他按金	Other deposits	6,349	6,407
購買水果及其他食品預付款項	Prepayment for purchases of fruits and other food products	518,329	452,288
預付上市費用	Prepayment of listing expenses	3,390	1,228
其他預付款項	Other prepayments	34,864	62,773
已售預付卡的應收款項(附註a)	Proceeds receivable from prepaid cards sold (Note a)	31,524	14,214
向區域代理提供的保理款(附註c)	Factoring amounts to regional dealers (Note c)	168,873	221,478
向供應商提供的保理款(附註d)	Factoring amounts to suppliers (Note d)	-	16,557
向第三方提供的有息貸款(附註e)	Interest-bearing loans to third parties (Note e)	-	6,386
其他可收回稅款	Other tax recoverable	53,343	55,483
其他應收款項	Other receivables	32,706	23,667
		851,102	861,836
減：虧損撥備	Less: loss allowance	(2,300)	(4,300)
		848,802	857,536
指：	Representing:		
按金	Deposits	19,259	20,059
預付款項	Prepayments	688,799	649,886
其他應收款項	Other receivables	483,989	508,992
		1,192,047	1,178,937

合併財務報表附註

NOTES TO THE CONSOLIDATED FINANCIAL STATEMENTS

24 按金、預付款項及其他應收款項(續)

按金及其他應收款項的賬面值與其公允價值相若。

於二零二一年及二零二二年十二月三十一日以及二零二二年六月三十日，本集團的存款及其他應收款項以人民幣計值。

附註：

- (a) 本集團代加盟商自費(無加價)向企業客戶發行及出售預付卡。根據中華人民共和國商務部發佈的相關規定，截至二零二一年及二零二二年十二月三十一日的銀行餘額人民幣158,788,000元及人民幣173,402,000元為限制性。該金額為向企業客戶售出預付卡的所得應收款項。
- (b) 餘額為向加盟商提供的現金墊款。有息貸款為無抵押貸款，年利率為4.75%，及須於在特許經營協議結束時償還，即加盟門店成立之日起5年。
- (c) 向區域代理提供的保理款指向區域代理支付的現金預付款項。本集團附屬公司已同意將應收賬款的債權及相關權利由區域代理轉讓予本集團一間保理公司，而該保理公司已同意收取應收賬款的該等債權及相關權利，並向區域代理提供保理貸款。保理貸款為無抵押，年利率為4.75%至12.0%，並須於一年內償還。

24 DEPOSITS, PREPAYMENTS AND OTHER RECEIVABLES (CONTINUED)

The carrying amounts of deposits and other receivables approximate their fair values.

The Group's deposits and other receivables are denominated in RMB as at 31 December 2021 and 2022.

Notes:

- (a) The Group issues and sells prepaid cards to corporate customers on behalf of franchisees at their own costs with no mark-up. In accordance with relevant regulations issued by Ministry of Commerce of the People's Republic of China, bank balances of RMB158,788,000 and RMB173,402,000 as at 31 December 2021 and 2022 were restricted. The amount represents proceeds receivable from corporate customers of prepaid cards sold.
- (b) The balance represents cash advance made to franchisees. The interest-bearing loans are unsecured, interest bearing at 4.75% per annum and repayable by the end of franchise agreement, which is 5 years from the inception of the franchise stores.
- (c) Factoring amounts to regional dealers represent cash advances made to regional dealers. Subsidiaries of the Group have agreed to transfer the creditor's rights and relevant rights of the receivable from the regional dealers to a factoring company of the Group, and the factoring company has agreed to receive such creditor's rights and relevant rights of the receivables and to provide the regional dealers with factoring facilities. The factoring facilities are unsecured, interest bearing at 4.75% to 12.0% per annum and repayable within 1 year.

合併財務報表附註

NOTES TO THE CONSOLIDATED FINANCIAL STATEMENTS

24 按金、預付款項及其他應收款項 (續)

附註：(續)

- (d) 向供應商提供的保理款指向供應商支付的現金預付款項。供應商已同意將應收賬款的債權及相關權利由本集團轉讓予本集團一間保理公司，而該公司已同意收取應收賬款的該等債權及相關權益，並向供應商提供保理貸款。保理貸款以該等供應商的股權作抵押，並由供應商的控股股東擔保，年利率為9.6%至12.0%，並須於一年內償還。
- (e) 向第三方提供的有息貸款指向其他獨立第三方提供的現金預付款項。應收貸款為無抵押，年利率為4%至15%，並須於一年內償還。其他預付款項指向若干加盟商提供的開業前支援服務補貼。該等補貼於預期特許經營期內按直線法確認，與加盟商獲得特許經營權一致。於截至二零二二年十二月三十一日止年度，攤銷約為人民幣36,299,000元，已確認為特許權使用費收入減少(二零二一年：人民幣19,753,000元)。
- (f) 按金和其他應收款項虧損撥備變動如下：

24 DEPOSITS, PREPAYMENTS AND OTHER RECEIVABLES (CONTINUED)

Notes: (continued)

- (d) Factoring amounts to suppliers represent cash advances made to suppliers. Suppliers have agreed to transfer the creditor's rights and relevant rights of the receivable from the Group to a factoring company of the Group, and the factoring company has agreed to receive such creditor's rights and relevant rights of the receivables and to provide the suppliers with factoring facilities. The factoring facilities are secured by the equity interests in these suppliers, and guaranteed by the controlling shareholders of the suppliers, with interest bearing from 9.6% to 12.0% per annum and repayable within 1 year.
- (e) Interest-bearing loans to third parties represent cash advances made to other independent third parties. The loan receivables are unsecured, interest bearing from 4% to 15% per annum and repayable within 1 year. Other prepayments represent subsidies to certain franchisees for pre-opening support services provided to the franchisees. The subsidies are recognised on a straight-line basis over the expected franchise period, aligns with the franchisee's access to the franchise rights. During the year ended 31 December 2022, amortisation of approximately RMB36,299,000 was recognised as a reduction of royalty income. (2021: RMB19,753,000).
- (f) Movements on the loss allowance of deposits and other receivables are as follows:

		於十二月三十一日 As at 31 December	
		二零二二年 2022	二零二一年 2021
		人民幣千元 RMB'000	人民幣千元 RMB'000
於一月一日	At 1 January	7,783	7,573
已確認虧損撥備(減少)/增加	(Decrease)/Increase in loss allowance recognised	(573)	210
於十二月三十一日	At 31 December	7,210	7,783

合併財務報表附註

NOTES TO THE CONSOLIDATED FINANCIAL STATEMENTS

25 以公允價值計量且其變動
計入損益的金融資產

25 FINANCIAL ASSETS AT FVTPL

		於十二月三十一日 As at 31 December	
		二零二二年 2022	二零二一年 2021
		人民幣千元 RMB'000	人民幣千元 RMB'000
非流動資產	Non-current asset		
非上市複合金融工具	Unlisted compound financial instruments	86,628	82,286
流動資產	Current asset		
非上市結構性存款	Unlisted structured deposits	623,800	1,039,995

以公允價值計量且其變動計入損益的金融資產變動如下：

The movements of financial assets at FVTPL are as follows:

		於十二月三十一日 As at 31 December	
		二零二二年 2022	二零二一年 2021
		人民幣千元 RMB'000	人民幣千元 RMB'000
於一月一日	At 1 January	1,122,281	489,910
添置	Additions	5,012,465	7,507,295
贖回	Redemption	(5,449,054)	(6,884,172)
計入損益的公允價值收益 淨額(附註7)	Net fair value gains credited to profit or loss (Note 7)	24,736	9,248
於十二月三十一日	At 31 December	710,428	1,122,281

合併財務報表附註 NOTES TO THE CONSOLIDATED FINANCIAL STATEMENTS

26 現金及銀行結餘

26 CASH AND BANK BALANCES

		於十二月三十一日 As at 31 December	
		二零二二年 2022	二零二一年 2021
		人民幣千元 RMB'000	人民幣千元 RMB'000
非流動資產	Non-current assets		
限制性銀行存款 (附註a)	Restricted bank deposits (Note a)	1,009	1,009
長期銀行存款 (附註b)	Long-term bank deposits (Note b)	20,000	100,000
		21,009	101,009
流動資產	Current assets		
銀行及手頭現金	Cash at banks and on hand	1,465,908	564,666
短期銀行存款 (附註b)	Short-term bank deposits (Note b)	–	250,000
限制性銀行存款 (附註a)	Restricted bank deposits (Note a)	289,306	272,690
		1,755,214	1,087,356
現金及銀行結餘	Cash and bank balances	1,776,223	1,188,365

本集團的現金及銀行結餘的賬面值與其公允價值相若，並以下列貨幣計值：

The carrying amounts of the Group's cash and bank balances approximate their fair values and are denominated in the following currencies:

		於十二月三十一日 As at 31 December	
		二零二二年 2022	二零二一年 2021
		人民幣千元 RMB'000	人民幣千元 RMB'000
人民幣	RMB	1,714,291	1,128,563
美元	US\$	42,427	57,171
港元	HK\$	19,505	2,631
		1,776,223	1,188,365

本公司的現金及銀行結餘的賬面值與其公允價值相若，並以人民幣計值。

The carrying amounts of the Company's cash and bank balances approximate their fair values and are denominated in RMB.



合併財務報表附註

NOTES TO THE CONSOLIDATED FINANCIAL STATEMENTS

26 現金及銀行結餘(續)

附註：

- (a) 本集團限制性銀行存款包括(i)於二零二二年十二月三十一日，根據中華人民共和國商務部發佈的相關法規收取預付卡預收款項的擔保存款達人民幣173,402,000元(2021年：人民幣158,788,000元)及於二零二二年十二月三十一日，原期限超過三個月的其他限制性短期銀行存款達人民幣100,000,000元(2021年：人民幣100,000,000元)(附註24(a))，及(ii)於二零二二年十二月三十一日，擔保存款達人民幣16,913,000元(2021年：人民幣14,911,000元)，限制僅用於本集團的若干銀行安排：
- (b) 長期銀行存款及短期銀行存款分別指截至二零二一年及二零二二年十二月三十一日，原期限在一年以上和三個月以上的銀行存款，旨在賺取利息收益。

現金及銀行存款存放於中國的銀行。從中國匯出該等結餘受中國政府頒佈的外匯管制規則及法規的規限。

26 CASH AND BANK BALANCES (CONTINUED)

Notes:

- (a) Restricted bank deposits of the Group comprise (i) guaranteed deposits amounted to RMB173,402,000 as at 31 December 2022 (2021: RMB158,788,000) and restricted short term bank deposits with original maturities of over 3 months amount to RMB100,000,000 as at 31 December 2022 (2021: RMB100,000,000) for receipts in advance of prepaid cards in accordance with relevant regulations issued by Ministry of Commerce of the People's Republic of China (Note 24(a)), and (ii) guaranteed deposits amounted to RMB16,913,000 as at 31 December 2022 (2021: RMB14,911,000), that are restricted in use for certain banking arrangement of the Group.
- (b) Long term bank deposits and short term bank deposits represent bank deposits with original maturities of over 1 year and over 3 months respectively as at 31 December 2021 and 2022, respectively, for the purpose of interest earning.

The cash and bank balances are deposited with banks in the PRC. The remittance of such balances out of the PRC is subject to the rules and regulations of foreign exchange control promulgated by the PRC government.

合併財務報表附註

NOTES TO THE CONSOLIDATED FINANCIAL STATEMENTS

27 銀行借款

27 BANK BORROWINGS

		於十二月三十一日 As at 31 December	
		二零二二年 2022	二零二一年 2021
		人民幣千元 RMB'000	人民幣千元 RMB'000
非流動	Non-current		
長期銀行借款	Long-term bank borrowings	103,750	17,084
流動	Current		
短期銀行借款	Short-term bank borrowings	1,229,050	1,424,800
於一年內到期償還的 長期銀行借款	Portion of long-term bank borrowings due for repayment within one year	2,141	10,627
		1,231,191	1,435,427

本集團於整個報告期間已遵守其借貸融資的財務契諾。

The Group complied with the financial covenants of its borrowing facilities throughout the reporting period.

來自股東余先生及許女士的個人擔保已於截至二零二二年十二月三十一日止年度解除。

The personal guarantees from shareholders, Mr. Yu and Ms. Xu, have been released during the year ended 31 December 2022.

截至二零二一年十二月三十一日，本公司、余先生和徐女士全額擔保人民幣18,000,000元的借款，由賬面值為人民幣1,458,000元的若干使用權資產（附註15）抵押。

Borrowings as at 31 December 2021 of RMB18,000,000, were guaranteed in full amount by the Company, Mr. Yu and Ms. Xu and secured by certain right-of-use assets (Note 15) with the carrying amount of RMB1,458,000.

於二零二二年十二月三十一日的借款人民幣97,492,000元由本公司全額擔保，並由賬面值為人民幣50,895,000元的若干使用權資產（附註15）作抵押。

Borrowings as at 31 December 2022 of RMB97,492,000, were guaranteed in full amount by the Company and secured by certain right-of-use assets (Note 15) with the carrying amount of RMB50,895,000.

截至二零二二年十二月三十一日，借款為人民幣8,083,000元，由本集團若干附屬公司全額擔保，並由賬面價值分別為人民幣24,589,000元的若干物業、廠房和設備（附註14）抵押。

Borrowings as at 31 December 2022 RMB 8,083,000 were guaranteed in full amount by the certain subsidiaries of the Group and secured by certain property, plant and equipment (Note 14) with the carrying amount of RMB 24,589,000.



合併財務報表附註

NOTES TO THE CONSOLIDATED FINANCIAL STATEMENTS

27 銀行借款(續)

截至二零二一年十二月三十一日，本公司、本集團若干附屬公司、余先生及徐女士全額擔保人民幣1,434,511,000元的剩餘借款。

截至二零二二年十二月三十一日，本公司、本集團若干附屬公司、余先生及徐女士全額擔保人民幣1,229,366,000元的剩餘借款。

截至二零二一年及二零二二年十二月三十一日，本集團未使用貸款金額分別為人民幣950,200,000元及人民幣1,744,000,000元。

該等借款的賬面值與其公允價值相若。截至二零二一年及二零二二年十二月三十一日的加權平均利率分別為3.86%及3.24%。

本集團借款的賬面值以人民幣計值。

本集團應償還的借款如下：

27 BANK BORROWINGS (CONTINUED)

Remaining borrowings as at 31 December 2021 of RMB1,434,511,000 were guaranteed in full amount by the Company, certain subsidiaries of the Group, Mr. Yu and Ms. Xu.

Remaining borrowings as at 31 December 2022 of RMB 1,229,366,000 were guaranteed in full amount by the Company, certain subsidiaries of the Group.

As at 31 December 2021 and 2022, the Group has unutilised facility amount of RMB950,200,000 and RMB 1,744,000,000 respectively.

The carrying amounts of the borrowings approximate their fair values. The weighted average interest rates are 3.86% and 3.24% as at 31 December 2021 and 2022, respectively.

The carrying amounts of the Group's borrowings are denominated in RMB.

The Group's borrowings were repayable as follows:

		於十二月三十一日	
		As at 31 December	
		二零二二年	二零二一年
		2022	2021
		人民幣千元	人民幣千元
		RMB'000	RMB'000
銀行借款	Bank borrowings		
按要求或一年內到期	On demand or within 1 year	1,231,191	1,435,427
一至兩年內到期	Between 1 and 2 years	8,868	1,827
兩至五年內到期	Between 2 and 5 years	38,268	10,735
五年以上	Over 5 years	56,614	4,522
		1,334,941	1,452,511

合併財務報表附註

NOTES TO THE CONSOLIDATED FINANCIAL STATEMENTS

28 貿易應付款項

按發票日期作出貿易應付款項的賬齡分析如下：

		於十二月三十一日 As at 31 December	
		二零二二年 2022	二零二一年 2021
		人民幣千元 RMB'000	人民幣千元 RMB'000
0至30日	0 to 30 days	476,403	317,811
31至60日	31 to 60 days	21,164	20,757
61至90日	61 to 90 days	2,494	2,224
90日以上	Over 90 days	9,855	4,404
		509,916	345,196

本集團貿易應付款項的賬面值與其公允價值相若並以人民幣計值。

28 TRADE PAYABLES

The ageing analysis of the trade payables based on invoice dates is as follows:

		於十二月三十一日 As at 31 December	
		二零二二年 2022	二零二一年 2021
		人民幣千元 RMB'000	人民幣千元 RMB'000
0 to 30 days		476,403	317,811
31 to 60 days		21,164	20,757
61 to 90 days		2,494	2,224
Over 90 days		9,855	4,404
		509,916	345,196

The carrying amounts of the Group's trade payables approximate their fair values and are denominated in RMB.

29 應計費用及其他應付款項

		於十二月三十一日 As at 31 December	
		二零二二年 2022	二零二一年 2021
		人民幣千元 RMB'000	人民幣千元 RMB'000
非流動	Non-current		
其他應付款項(附註d)	Other payables (Note d)	66,988	72,266
流動	Current		
應計費用	Accrued expenses	76,627	42,313
應計上市費用	Accrued listing expenses	16,502	9,045
加盟門店所得款項淨額(附註a)	Net proceeds of franchised stores (Note a)	128,521	194,231
代加盟商收取的預付卡款項(附註b)	Receipt on behalf of franchisees for prepaid cards (Note b)	317,279	251,405
會員賬戶充值餘額(附註b)	Stored value in member's accounts (Note b)	423,114	335,660
已收會員費(附註c)	Membership fee received (Note c)	36,611	41,953
應付薪金及福利	Salaries and welfare payables	271,238	257,477
其他應付稅款	Other tax payables	4,244	8,670
已收按金	Deposits received	23,780	24,656
其他應付款項	Other payables	20,254	12,836
		1,318,170	1,178,246

29 ACCRUALS AND OTHER PAYABLES

		於十二月三十一日 As at 31 December	
		二零二二年 2022	二零二一年 2021
		人民幣千元 RMB'000	人民幣千元 RMB'000
Non-current			
Other payables (Note d)		66,988	72,266
Current			
Accrued expenses		76,627	42,313
Accrued listing expenses		16,502	9,045
Net proceeds of franchised stores (Note a)		128,521	194,231
Receipt on behalf of franchisees for prepaid cards (Note b)		317,279	251,405
Stored value in member's accounts (Note b)		423,114	335,660
Membership fee received (Note c)		36,611	41,953
Salaries and welfare payables		271,238	257,477
Other tax payables		4,244	8,670
Deposits received		23,780	24,656
Other payables		20,254	12,836
		1,318,170	1,178,246

合併財務報表附註

NOTES TO THE CONSOLIDATED FINANCIAL STATEMENTS

29 應計費用及其他應付款項 (續)

附註：

- (a) 該筆款項通常會按月償還予加盟商，但須符合特許經營協議的規定。
- (b) 從預付卡及儲值賬戶中收取的銷售款項指終端消費者向其預付卡及儲值賬戶充值的預收款項。本集團代加盟商收取款項，而該款項於最終消費者使用預付卡和儲值賬戶在門店購買商品時結算。
- (c) 餘額指心享付費會員計劃而產生的於各自年末日期未使用的會員折扣。本集團自二零一八年年末開始推行該會員計劃。加盟商的終端消費者可以應付本集團的固定費用認購為期十二個月的會員資格。會員在加盟門店購物至少可享有相當於會員費的折扣。否則，本集團將向最終消費者退還所有差價。
- (d) 餘額指加盟商在訂立特許經營協議時須退還的首期按金。按金將在特許經營期結束時扣除產生的任何罰款退還予加盟商。

該等應計費用及其他應付款項的賬面值與其公允價值相若並以人民幣計值。

29 ACCRUALS AND OTHER PAYABLES (CONTINUED)

Notes:

- (a) The amount would normally be repaid to the franchisees on a monthly basis, subject to provisions set out in the franchise agreement.
- (b) Receipt of sales proceeds from prepaid cards and stored value accounts represents the advance receipts from the end customers who add value to their prepaid cards and stored value accounts. The Group receives the amount on behalf of franchisees and such amount is settled when the end customers use the cards and value accounts to purchase goods in stores.
- (c) The balance represents the unutilised membership discount as at the respective year end dates arising from Xinxiang paid membership plan. The Group initiates such membership plan since late 2018. End customers of franchisees may subscribe for the membership for a 12-month period at a fixed fee payable to the Group. The members will enjoy discount from the purchases at franchised stores equivalent to at least the membership fee paid. Otherwise, the Group will refund to the end customers for any shortfall.
- (d) The balance represents the refundable initial deposit payable by franchisees upon entering into franchisees agreements. The deposit will be refunded to the franchisees at the end of franchise period net of any penalties incurred.

The carrying amounts of accruals and other payables approximate their fair values and are denominated in RMB.

合併財務報表附註

NOTES TO THE CONSOLIDATED FINANCIAL STATEMENTS

30 遞延稅項

在法律上有權強制即期稅項資產與即期稅項負債抵銷，且遞延稅項與同一稅務機關有關時，遞延稅項資產及負債可予以抵銷。遞延稅項資產／(負債)淨額分析如下：

30 DEFERRED TAX

Deferred tax assets and liabilities are offset when there is a legally enforceable right to offset current tax assets against current tax liabilities and when the deferred taxes relate to the same tax authority. The analysis of deferred tax assets/(liabilities), net, is as follows:

		於十二月三十一日 As at 31 December	
		二零二二年 2022	二零二一年 2021
		人民幣千元 RMB'000	人民幣千元 RMB'000
遞延稅項資產	Deferred tax assets		
— 於十二個月內收回	— to be recovered within 12 months	943	2,983
— 超過十二個月後收回	— to be recovered after more than 12 months	4,848	3,856
		5,791	6,839
遞延稅項負債	Deferred tax liabilities		
— 於十二個月內收回	— to be recovered within 12 months	(1,170)	(2,713)
— 超過十二個月後收回	— to be recovered after more than 12 months	(6,415)	(8,327)
		(7,585)	(11,040)
		(1,794)	(4,201)



合併財務報表附註

NOTES TO THE CONSOLIDATED FINANCIAL STATEMENTS

30 遞延稅項(續)

遞延稅項資產/(負債)淨額變動如下:

		截至十二月三十一日止年度 Year ended 31 December	
		二零二二年 2022	二零二一年 2021
		人民幣千元 RMB'000	人民幣千元 RMB'000
年初	At the beginning of year	(4,201)	(13,515)
(自損益表扣除)/計入 損益表(附註12)	(Charged)/credited to profit or loss (Note 12)	2,903	3,430
(自其他綜合收益表扣除)/ 計入其他綜合收益表	(Charged)/credited to other comprehensive income	(496)	5,884
年末	At the end of year	(1,794)	(4,201)

截至二零二二年及二零二一年十二月三十一日止年度，遞延稅項的變動總額如下：

The movements on the net deferred tax assets/(liabilities) are as follows:

		截至十二月三十一日止年度 Year ended 31 December	
		二零二二年 2022	二零二一年 2021
		人民幣千元 RMB'000	人民幣千元 RMB'000
年初	At the beginning of year	(4,201)	(13,515)
(自損益表扣除)/計入 損益表(附註12)	(Charged)/credited to profit or loss (Note 12)	2,903	3,430
(自其他綜合收益表扣除)/ 計入其他綜合收益表	(Charged)/credited to other comprehensive income	(496)	5,884
年末	At the end of year	(1,794)	(4,201)

遞延稅項資產

DEFERRED TAX ASSETS

		稅項虧損	撥備	租賃負債	減速稅項 折舊	總計
		Tax losses	Provisions	Lease liabilities	Decelerated tax depreciation	Total
		人民幣千元 RMB'000	人民幣千元 RMB'000	人民幣千元 RMB'000	人民幣千元 RMB'000	人民幣千元 RMB'000
於二零二一年一月一日	At 1 January 2021	1,106	667	48,977	240	50,990
計入損益表/(自損益表扣除)	Credited/(charged) to profit or loss	1,278	(71)	(410)	-	797
於二零二一年十二月三十一日及 二零二二年一月一日	At 31 December 2021 and 1 January 2022	2,384	596	48,567	240	51,787
自損益表扣除	Charged to profit or loss	(2,039)	-	(3,342)	-	(5,381)
於二零二二年十二月三十一日	At 31 December 2022	345	596	45,225	240	46,406

合併財務報表附註

NOTES TO THE CONSOLIDATED FINANCIAL STATEMENTS

30 遞延稅項 (續)

遞延稅項負債

		未變現利潤	使用權資產	收購附屬公司之公允價值調整	自以公允價值計量且其變動計入其他綜合收益的金融資產產生的未變現公允價值差額	自以公允價值計量且其變動計入損益的金融資產產生的未變現公允價值差額	總計
		Unrealised profits	Right-of-use assets	acquisition of a subsidiary	assets at FVOCI	assets at FVTPL	Total
		人民幣千元 RMB'000	人民幣千元 RMB'000	人民幣千元 RMB'000	人民幣千元 RMB'000	人民幣千元 RMB'000	人民幣千元 RMB'000
於二零二一年一月一日	At 1 January 2021	534	46,543	10,300	6,022	1,106	64,505
(計入損益表)/自損益表扣除	(Credited)/charged to profit or loss	(214)	(1,629)	(2,068)	-	1,278	(2,633)
計入其他綜合收益	Credited to other comprehensive income	-	-	-	(5,884)	-	(5,884)
於二零二一年十二月三十一日及 二零二二年一月一日	At 31 December 2021 and 1 January 2022	320	44,914	8,232	138	2,384	55,988
自損益表扣除/(計入損益表)	Charged/(credited) to profit or loss	38	(4,333)	(1,912)	-	(2,077)	(8,284)
計入其他綜合收益	Credited to other comprehensive income	-	-	-	496	-	496
於二零二二年十二月三十一日	At 31 December 2022	358	40,581	6,320	634	307	48,200

截至二零二二年十二月三十一日，因未來應課稅利潤流不明朗，本集團未就預期累計稅項虧損確認的遞延稅項資產約為人民幣1,518,254,000元（二零二一年：人民幣944,359,000元）。

As at 31 December 2022, the Group did not recognise deferred tax assets in respect of estimated accumulated tax losses of approximately RMB1,518,254,000 (2021: RMB944,359,000) due to the unpredictability of future assessable profit streams.

合併財務報表附註

NOTES TO THE CONSOLIDATED FINANCIAL STATEMENTS

30 遞延稅項(續)

未確認稅項虧損到期日如下：

到期日：	Expiry date in:
二零二二年	2022
二零二三年	2023
二零二四年	2024
二零二五年	2025
二零二六年	2026
二零二七年	2027

30 DEFERRED TAX (CONTINUED)

The expiry date of unrecognised tax losses is as follow:

於十二月三十一日		As at 31 December	
	二零二二年	二零二一年	
	2022	2021	
	人民幣千元	人民幣千元	
	RMB'000	RMB'000	
	–	59,877	
	100,168	100,377	
	97,090	97,171	
	273,485	282,181	
	386,194	404,753	
	661,317	–	
	1,518,254	944,359	

31 股本

31 SHARE CAPITAL

		普通股數目	繳足資本
		Number of	Paid-in
		ordinary share	capital
		千股	人民幣千元
		in thousand	RMB'000
於二零二一年及	As at 31 December 2021 and 2022	1,500,000	1,500,000
二零二二年十二月三十一日			

合併財務報表附註

NOTES TO THE CONSOLIDATED FINANCIAL STATEMENTS

32 儲備

32 RESERVES

		以公允價值 計量且其 變動計入 其他綜合 收益的儲備	法定儲備 (附註a)	其他儲備 (附註b)	保留盈利	總計	
		資本公積	Statutory reserve	Other reserve	Retained earnings	Total	
		人民幣千元	人民幣千元	人民幣千元	人民幣千元	人民幣千元	
		RMB' 000	RMB' 000	RMB' 000	RMB' 000	RMB' 000	
於二零二二年一月一日	At 1 January 2022	894,385	(32,029)	45,851	(8,684)	236,336	1,135,859
綜合收益	Comprehensive income						
年內營業利潤	Profit for the year	-	-	-	-	323,297	323,297
其他綜合虧損	Other comprehensive loss						
以公允價值計量且其變動計入其他 綜合收益的金融資產公允價值變動 與該等項目有關的所得稅	Changes in the fair value of financial assets at FVOCI Income tax relating to these items	-	(3,974)	-	-	-	(3,974)
		-	(496)	-	-	-	(496)
綜合(虧損)/利潤總額	Total comprehensive (loss)/profit	-	(4,470)	-	-	323,297	318,827
與擁有人交易	Transactions with owners						
以公允價值計量且其變動計入其他 綜合收益的儲備轉為保留盈利(附註e)	Transfer of FVOCI reserve to retained earnings (Note e)	-	11	-	-	(11)	-
轉入法定儲備(附註b)	Transfer to statutory reserve (Note b)	-	-	54,256	-	(54,256)	-
收購非控股權益(附註1.1(c)、(d))	Acquisition of non-controlling interests (Note 1.1(c), (d))	-	-	-	-	-	-
與擁有人的交易總額，於權益內確認	Total transactions with owners, recognised in equity	-	11	54,256	-	(54,267)	-
於二零二二年十二月三十一日	At 31 December 2022	894,385	(36,488)	100,107	(8,684)	505,366	1,454,686

合併財務報表附註

NOTES TO THE CONSOLIDATED FINANCIAL STATEMENTS

32 儲備(續)

32 RESERVES (CONTINUED)

		資本公積	以股份 為基礎的 付款儲備 (附註a)	以公允價值 計量且其 變動計入 其他綜合 收益的儲備	法定儲備 (附註b)	其他儲備 (附註c)	保留盈利	總計
		Share-based payment	Capital reserve	FVOCI reserve	Statutory reserve	Other reserve	Retained earnings	Total
		人民幣千元	人民幣千元	人民幣千元	人民幣千元	人民幣千元	人民幣千元	人民幣千元
		RMB'000	RMB'000	RMB'000	RMB'000	RMB'000	RMB'000	RMB'000
於二零二一年一月一日	At 1 January 2021	894,385	-	16,337	44,661	(2,910)	2,368	954,841
綜合收益	Comprehensive income							
年內營業利潤	Profit for the year	-	-	-	-	-	230,345	230,345
其他綜合(虧損)/收益	Other comprehensive (loss)/income	-	-	-	-	-	-	-
以公允價值計量且其變動計入其他 綜合收益的金融資產公允價值變動	Changes in the fair value of financial assets at FVOCI	-	-	(49,437)	-	-	-	(49,437)
與該等項目有關的所得稅	Income tax relating to these items	-	-	5,884	-	-	-	5,884
綜合(虧損)/收益總額	Total comprehensive (loss)/income	-	-	(43,553)	-	-	230,345	186,792
與擁有人交易	Transactions with owners							
以公允價值計量且其變動計入其他 綜合收益的儲備轉為保留盈利(附註e)	Transfer of FVOCI reserve to retained earnings (Note e)	-	-	(4,813)	-	-	4,813	-
轉入法定儲備(附註b)	Transfer to statutory reserve (Note b)	-	-	-	1,190	-	(1,190)	-
收購非控股權益(附註1.1(c)·(d))	Acquisition of non-controlling interests (Note 1.1(c), (d))	-	-	-	-	(5,774)	-	(5,774)
與擁有人的交易總額，於權益內確認	Total transactions with owners, recognised in equity	-	-	(4,813)	1,190	(5,774)	3,623	(5,774)
於二零二一年十二月三十一日	At 31 December 2021	894,385	-	(32,029)	45,851	(8,684)	236,336	1,135,859

合併財務報表附註

NOTES TO THE CONSOLIDATED FINANCIAL STATEMENTS

32 儲備 (續)

附註：

- (a) 餘額由中國附屬公司根據中國相關法規預留。中國法律及法規規定，在中國註冊的公司須預留若干法定儲備，於利潤分配予權益持有人之前，從其各自法定財務報表所報告的淨利潤（抵銷過往年度累計虧損後）轉撥。中國公司須於分配本年度稅後利潤，將法定淨利潤的10%轉撥至法定儲備。法定公積金總額超過公司註冊資本50%時，公司可以中止撥資。法定公積金僅可用於彌補公司虧損、擴大公司生產經營或者增加公司資本。此外，公司亦可根據董事會的決議，使用其稅後利潤進一步向酌情盈餘公積金繳款。
- (b) 本集團的其他儲備為就進一步收購兩間部分擁有的附屬公司（即百果科技及江西王品）而支付的代價與所取得的淨資產之間的差額。於有關收購後，百果科技及江西王品成為本公司的全資附屬公司。於二零二一年十二月二十四日，本集團收購了江西王品的剩餘6%股權，代價為人民幣2,000,000元。

32 RESERVES (CONTINUED)

Notes:

- (a) The balance is reserved by the subsidiaries in the PRC in accordance with the relevant PRC regulations. The PRC laws and regulations require companies registered in the PRC to provide for certain statutory reserve, which is to be appropriated from the net profit (after offsetting accumulated losses from prior years) as reported in their respective statutory financial statements, before profit distributions to equity holder. PRC company is required to appropriate 10% of statutory net profits to statutory reserve, upon distribution of its post-tax profits of the current year. A company may discontinue the contribution when the aggregate sum of the statutory reserve is more than 50% of its registered capital. The statutory reserve shall only be used to make up losses of the company, to expand the company's production operations, or to increase the capital of the company. In addition, a company may make further contributions to the discretionary surplus reserve using its post-tax profits in accordance with resolutions of the board of directors.
- (b) The other reserve of the Group represents the difference between the consideration paid and the net assets acquired for the further acquisition of two partially owned subsidiaries, Baiguo Technology and Jiangxi Wangpin. After such acquisitions, Baiguo Technology and Jiangxi Wangpin became the wholly owned subsidiaries of the Company. On 24 December 2021, the Group acquired the remaining 6% equity interest in Jiangxi Wangpin at a consideration of RMB2,000,000.

合併財務報表附註

NOTES TO THE CONSOLIDATED FINANCIAL STATEMENTS

33 合併現金流量表附註

(A) 除所得稅前利潤與經營產生的現金淨額的對賬

33 NOTES TO THE CONSOLIDATED STATEMENTS OF CASH FLOWS

(A) RECONCILIATION OF PROFIT BEFORE INCOME TAX TO NET CASH GENERATED FROM OPERATIONS

		截至十二月三十一日止年度 Year ended 31 December	
		二零二二年 2022	二零二一年 2021
		人民幣千元 RMB'000	人民幣千元 RMB'000
除所得稅前利潤	Profit before income tax	346,362	257,527
調整：	Adjustments for:		
– 物業、廠房及設備折舊(附註14)	– Depreciation of property, plant and equipment (Note 14)	45,894	40,202
– 使用權資產折舊(附註15)	– Depreciation of right-of-use assets (Note 15)	67,003	63,314
– 無形資產攤銷(附註17)	– Amortisation of intangible assets (Note 17)	15,461	14,302
– 應收貸款產生的利息收入(附註6)	– Interest income arising from loan receivables (Note 6)	(19,117)	(21,120)
– 金融資產減值虧損撥備淨額	– Net provision of impairment loss on financial assets	2,178	5,370
– 生物資產的公允價值虧損(附註22)	– Fair value loss on biological assets (Note 22)	(1,134)	494
– 以公允價值計量且其變動計入損益的金融資產的公允價值收益(附註25)	– Fair value gains on financial assets at FVTPL (Note 25)	(24,736)	(9,248)
– 註銷聯營公司的收益(附註19)	– Gain on dissolution of associates (Note 19)	–	(1,248)
– 出售物業、廠房及設備虧損(附註33)	– Losses on disposals of property, plant and equipment (Note 33)	4,090	224
– 租賃終止的(收益)/虧損	– (Gains)/losses on lease termination	(719)	213
– 財務收入	– Finance income	(31,771)	(24,091)
– 財務成本	– Finance costs	83,739	78,190
– 分佔聯營公司及合營企業的利潤	– Share of profits of associates and joint venture	(13,332)	(16,483)

合併財務報表附註 NOTES TO THE CONSOLIDATED FINANCIAL STATEMENTS

33 合併現金流量表附註(續)

(A) 除所得稅前利潤與經營產生的現金淨額的對賬(續)

		截至十二月三十一日止年度 Year ended 31 December	
		二零二二年 2022	二零二一年 2021
		人民幣千元 RMB'000	人民幣千元 RMB'000
營運資金變動前的營業利潤	Operating profit before changes in working capital	473,918	387,646
營運資金變動：	Changes in working capital:		
– 存貨	– Inventories	(90,025)	12,495
– 生物資產	– Biological assets	(480)	(2,888)
– 貿易應收款項	– Trade receivables	35,038	129,487
– 按金、預付款項及其他應收款項	– Deposits, prepayments and other receivables	(78,344)	(401,176)
– 應收聯營公司款項	– Amounts due from associates	(917)	(15)
– 限制性銀行存款	– Restricted bank deposits	(14,614)	2,698
– 貿易應付款項	– Trade payables	164,720	40,264
– 應計費用及其他應付款項	– Accruals and other payables	134,646	159,208
– 合同負債	– Contract liabilities	(3,337)	606
– 應付聯營公司款項	– Amounts due to associates	9,488	(2,008)
經營產生的現金	Cash generated from operations	630,093	326,317

(B) 出售物業、廠房及設備所得款項的對賬

		截至十二月三十一日止年度 Year ended 31 December	
		二零二二年 2022	二零二一年 2021
		人民幣千元 RMB'000	人民幣千元 RMB'000
賬面淨值(附註15)	Net book amount (Note 15)	4,507	224
出售物業、廠房及設備虧損(附註7)	Losses on disposals of property, plant and equipment (Note 7)	(4,090)	(224)
出售物業、廠房及設備所得款項	Proceeds from disposals of property, plant and equipment	417	–

33 NOTES TO THE CONSOLIDATED STATEMENTS OF CASH FLOWS (CONTINUED)

(A) RECONCILIATION OF PROFIT BEFORE INCOME TAX TO NET CASH GENERATED FROM OPERATIONS (CONTINUED)

(B) RECONCILIATION OF PROCEEDS FROM DISPOSALS OF PROPERTY, PLANT AND EQUIPMENT

合併財務報表附註

NOTES TO THE CONSOLIDATED FINANCIAL STATEMENTS

33 合併現金流量表附註(續)

33 NOTES TO THE CONSOLIDATED STATEMENTS OF CASH FLOWS (CONTINUED)

(C) 融資活動產生的負債的對賬

(C) RECONCILIATION OF LIABILITIES ARISING FROM FINANCING ACTIVITIES

		銀行借款	租賃負債	應計上市費用	總計
		Bank borrowings	Lease liabilities	Accrual for listing expenses	Total
		人民幣千元 RMB'000	人民幣千元 RMB'000	人民幣千元 RMB'000	人民幣千元 RMB'000
於二零二一年一月一日	At 1 January 2021	929,069	291,701	-	1,220,770
經營現金流量	Operating cash flows	-	-	(7,959)	(7,959)
融資現金流量	Financing cash flows	475,494	(76,101)	(574)	398,819
應計利息	Accrual of interest	47,948	30,242	-	78,190
非現金 - 租賃終止後終止 確認租賃負債	Non-cash - derecognition of lease liabilities upon lease termination	-	(5,831)	-	(5,831)
非現金 - 租賃負債增加	Non-cash - additions of lease liabilities	-	330,977	-	330,977
非現金 - 應計上市費用	Non-cash - Accrual of listing expenses	-	-	17,578	17,578
於二零二一年十二月三十一日	At 31 December 2021	1,452,511	570,988	9,045	2,032,544
於二零二二年一月一日	At 1 January 2022	1,452,511	570,988	9,045	2,032,544
經營現金流量	Operating cash flows	-	-	(17,341)	(17,341)
融資現金流量	Financing cash flows	(169,630)	(140,165)	(846)	(254,285)
應計利息	Accrual of interest	52,060	31,679	-	83,739
非現金 - 租賃終止後終止 確認租賃負債	Non-cash - derecognition of lease liabilities upon lease termination	-	(24,382)	-	(80,738)
非現金 - 租賃負債增加	Non-cash - additions of lease liabilities	-	29,510	-	29,510
非現金 - 應計上市費用	Non-cash - Accrual of listing expenses	-	-	25,644	25,644
於二零二二年十二月三十一日	At 31 December 2022	1,334,941	467,630	16,502	1,819,073

合併財務報表附註

NOTES TO THE CONSOLIDATED FINANCIAL STATEMENTS

34 承擔

(A) 資本承擔

於報告期末已訂約但尚未確認為負債之重要資本支出如下：

		於十二月三十一日 As at 31 December	
		二零二二年 2022	二零二一年 2021
		人民幣千元 RMB'000	人民幣千元 RMB'000
物業、廠房及設備	Property, plant and equipment	83,878	22,420
股權投資	Equity investments	351,629	295,794
		435,507	318,214

(B) 不可撤銷租約

投資物業以租賃方式出租給承租人，租金按月支付。有關租賃安排的詳情，請參閱附註17。

		於十二月三十一日 As at 31 December	
		二零二二年 2022	二零二一年 2021
		人民幣千元 RMB'000	人民幣千元 RMB'000
投資物業租賃的最低應收 租賃付款如下：	Minimum lease payments receivable on lease of investment property are as follows:		
1年內	Within 1 year	77	154

本集團及本公司已就該等租賃確認使用權資產（短期租賃除外），進一步資料請參閱附註15。

34 COMMITMENTS

(A) CAPITAL COMMITMENTS

Significant capital expenditure contracted for at the end of the reporting period but not recognised as liabilities is as follows:

(B) NON-CANCELLABLE LEASES

The investment property is leased to tenants under lease with rental receivable monthly. For details of the leasing arrangement, refer to Note 17.

The Group and the Company have recognised right-of-use assets for these leases, except for short-term leases, see Note 15 for further information.



合併財務報表附註

NOTES TO THE CONSOLIDATED FINANCIAL STATEMENTS

34 承擔(續)

(B) 不可撤銷租約(續)

合併財務狀況表中未確認的不可撤銷短期租賃的應付最低租賃付款如下：

		於十二月三十一日 As at 31 December	
		二零二二年 2022	二零二一年 2021
		人民幣千元 RMB'000	人民幣千元 RMB'000
1年內	Within 1 year	884	1,000

35 關聯方交易

關聯方是指其中一方有能力直接或間接控制另一方，擁有對一方的聯合控制或可對另一方的財務及經營決策施加重大影響力。倘彼等受共同控制，則被認為是關聯方。

以下概述截至二零二二年十二月三十一日止年度，本集團及其關聯方於日常業務過程中展開的重大交易(二零二一年：相同)，及截至二零二二年十二月三十一日，關聯方交易產生的結餘(二零二一年：相同)。

34 COMMITMENTS (CONTINUED)

(B) NON-CANCELLABLE LEASES (CONTINUED)

Minimum lease payments under non-cancellable short-term leases not recognised in the consolidated statement of financial position are payables as follows:

35 RELATED PARTY TRANSACTIONS

Parties are considered to be related if one party has the ability, directly or indirectly, to control the other party, has joint control over the party or exercise significant influence over the other party in making financial and operation decisions. Parties are also considered to be related if they are subject to common control.

The following is a summary of the significant transactions carried out between the Group and its related parties in the ordinary course of business during the year ended 31 December 2022 (2021:same), and balances arising from related party transactions as at 31 December 2022 (2021:same).

合併財務報表附註

NOTES TO THE CONSOLIDATED FINANCIAL STATEMENTS

35 關聯方交易（續）

(A) 姓名／名稱及與相關方的關係

除附註19所披露者外，本集團董事及股東認為截至二零二二年及二零二一年十二月三十一日止年度與本集團擁有交易或結餘之下列公司為關聯方：

姓名／名稱	與本集團的關係
余先生 Mr. Yu	本公司大股東及董事 A major shareholder and director of the Company
徐女士 Ms. Xu	本公司董事及余先生的配偶 A director of the Company and spouse of Mr. Yu
方舜真女士（「方女士」） Ms. Fong Shun Chun (“Ms. Fong”)	海陽津成泰董事 A director of Haiyang Jinchengtai
田錫秋先生（「田先生」） Mr. Tian Xiqiu (“Mr. Tian”)	本公司董事 A director of the Company
王品果業實業發展（深圳）有限公司（「王品果業」） Wangpin Pagoda Industrial Development (Shenzhen) Co., Ltd. (“Wangpin Pagoda”) (王品果業實業發展(深圳)有限公司)	由余先生共同控股 Under common control of Mr. Yu
廣州王品貿易發展有限公司（「廣州王品」） Guangzhou Wangpin Trade Development Co., Ltd. (廣州王品貿易發展有限公司) (“Guangzhou Wangpin”)	由田先生共同控股 Under common control of Mr. Tian
山東匯果農業發展有限公司（「山東匯果」） Shandong Huiguo Agricultural Development Co., Ltd. (山東匯果農業發展有限公司) (“Shandong Huiguo”)	由單基球先生（方女士的配偶）持有的權益 Interest held by Mr. Sin Kei Kau, spouse of Ms. Fong
成記欄有限公司（「成記欄」） Shing Kee Lan Co., Ltd. (“Shing Kee Lan”)	由方女士共同控股 Under common control of Ms. Fong
FRECO Asia Co. Ltd.（「FRECO」） FRECO Asia Co. Ltd. (“FRECO”)	由方女士共同控股 Under common control of Ms. Fong
世紀環球私人有限公司（「世紀環球」） Century Global Pte Ltd. (“Century Global”)	由方女士共同控股 Under common control of Ms. Fong
深圳果道耘心教育諮詢有限公司（「果道耘心」） (前稱深圳廣明燈教育諮詢有限公司) Shenzhen Guodaoyunxin Education Consulting Co., Ltd. (深圳果道耘心教育諮詢有限公司) (“Guodaoyunxin”) (Formerly known as Shenzhen Guangmingdeng Education Consulting Co., Ltd.) (深圳廣明燈教育諮詢有限公司)	由余先生共同控股 Under common control of Mr. Yu

35 RELATED PARTY TRANSACTIONS (CONTINUED)

(A) NAME AND RELATIONSHIP WITH RELATED COMPANIES

Save as disclosed in Note 19, the directors and shareholders of the Group are of the view that the following companies were related parties that had transactions or balances with the Group during the years ended 31 December 2022 and 2021:

與本集團的關係
本公司大股東及董事 A major shareholder and director of the Company
本公司董事及余先生的配偶 A director of the Company and spouse of Mr. Yu
海陽津成泰董事 A director of Haiyang Jinchengtai
本公司董事 A director of the Company
由余先生共同控股 Under common control of Mr. Yu
由田先生共同控股 Under common control of Mr. Tian
由單基球先生（方女士的配偶）持有的權益 Interest held by Mr. Sin Kei Kau, spouse of Ms. Fong
由方女士共同控股 Under common control of Ms. Fong
由方女士共同控股 Under common control of Ms. Fong
由方女士共同控股 Under common control of Ms. Fong
由余先生共同控股 Under common control of Mr. Yu

合併財務報表附註

NOTES TO THE CONSOLIDATED FINANCIAL STATEMENTS

35 關聯方交易(續)

(B) 與關聯公司之交易

35 RELATED PARTY TRANSACTIONS (CONTINUED)

(B) TRANSACTION WITH RELATED COMPANIES

		截至十二月三十一日止年度 Year ended 31 December	
		二零二二年 2022	二零二一年 2021
		人民幣千元 RMB'000	人民幣千元 RMB'000
持續交易	Continuing transactions		
銷售水果及其他食品：	Sales of fruits and other food products:		
– Agriplus Co.	– Agriplus Co.	–	4
– 世紀環球	– Century Global.	2,762	2,242
– FRECO	– FRECO	464	656
– 山東良枝	– Shandong Liangzhi	388	1,137
– 廣東金津	– Guangdong Jinjin	4	20
– 廣州王品	– Guangzhou Wangpin	–	–
– 廣西真誠	– Guangxi Zhencheng	92	1
– 果道耘心	– Guodaoyunxin	40	40
– 海南勝傑	– Hainan Shengjie	13	9
– 遼寧半畝田	– Liaoning Half Acre	4	2
– 南京金色莊園	– Nanjing Jinse Zhuangyuan	4,060	1,520
– 上海牛果	– Shanghai Niuguo	110	11
– 山東匯果	– Shandong Huiguo	564	13
– 成記欄	– Shing Kee Lan	34,392	35,807
– 廈門微玉	– Xiamen Weiyu	16	1
– 深圳微開	– Shenzhen Weikai	696	–
– 雲南福之口	– Yunnan Fuzhikou	1,062	–
購買水果及其他食品：	Purchase of fruits and other food products:		
– 廣東金津	– Guangdong Jinjin	28,970	14,899
– 廣西真誠	– Guangxi Zhencheng	6,194	599
– 上海牛果	– Shanghai Niuguo	35,229	37,495
– 山東匯果	– Shandong Huiguo	124,602	115,026
– 山東良枝	– Shandong Liangzhi	43,707	35,153
– 遼寧半畝田	– Liaoning Half Acre	29,887	42,611
– 南京金色莊園	– Nanjing Jinse Zhuangyuan	241,748	238,604
– 海南勝傑	– Hainan Shengjie	26,016	55,475
– 廈門微玉	– Xiamen Weiyu	–	3,424
貸款產生的利息收入：	Interest income from loan:		
– 河北惠文永記	– Hebei Huiwenyongji	–	378
– 山東良枝	– Shandong Liangzhi	–	84
– 山東匯果	– Shandong Huiguo	465	1,013
– 海南勝傑	– Hainan Shengjie	1,398	1,202

合併財務報表附註

NOTES TO THE CONSOLIDATED FINANCIAL STATEMENTS

35 關聯方交易(續)

(D) 與關聯公司之結餘

本集團與關聯公司擁有以下結餘：

(I) 應收聯營公司款項(非貿易性質)

		於十二月三十一日 As at 31 December	
		二零二二年 2022	二零二一年 2021
		人民幣千元 RMB'000	人民幣千元 RMB'000
北京裸道	Beijing Kedao	-	15

本集團同意向其聯營公司提供有關資金，作一般營運資金及業務擴展用途。

(II) 應收聯營公司款項(貿易性質)

		於十二月三十一日 As at 31 December	
		二零二二年 2022	二零二一年 2021
		人民幣千元 RMB'000	人民幣千元 RMB'000
深圳微開	Shenzhen Weikai	340	-
雲南福之口	Yunnan Fuzhikou	500	-
南京金色莊園	Nanjing Jinse Zhuangyuan	14	-
長沙綠葉	Changsha Lvye	75	-
麗江全季	Lijiang Quanji	3	-
		932	-

35 RELATED PARTY TRANSACTIONS (CONTINUED)

(D) BALANCES WITH RELATED COMPANIES

The Group had the following balances with related companies:

(I) AMOUNTS DUE FROM ASSOCIATES (NON-TRADE IN NATURE)

		於十二月三十一日 As at 31 December	
		二零二二年 2022	二零二一年 2021
		人民幣千元 RMB'000	人民幣千元 RMB'000
北京裸道	Beijing Kedao	-	15

The Group agreed to provide such funding to its associates for general working capital and business expansion purpose.

(II) AMOUNTS DUE FROM ASSOCIATES (TRADE IN NATURE)

		於十二月三十一日 As at 31 December	
		二零二二年 2022	二零二一年 2021
		人民幣千元 RMB'000	人民幣千元 RMB'000
深圳微開	Shenzhen Weikai	340	-
雲南福之口	Yunnan Fuzhikou	500	-
南京金色莊園	Nanjing Jinse Zhuangyuan	14	-
長沙綠葉	Changsha Lvye	75	-
麗江全季	Lijiang Quanji	3	-
		932	-

合併財務報表附註

NOTES TO THE CONSOLIDATED FINANCIAL STATEMENTS

35 關聯方交易 (續)

(D) 與關聯公司之結餘 (續)

(III) 向關聯方貸款 (非貿易性質)

		於十二月三十一日 As at 31 December	
		二零二二年 2022	二零二一年 2021
		人民幣千元 RMB'000	人民幣千元 RMB'000
山東匯果	Shandong Huiguo	20,493	–
海南勝傑	Hainan Shengjie	19,012	12,608
		39,505	12,608

向關聯方作出的貸款並無抵押，年利息為6%至12%，並在1年內償還。其賬面值以人民幣計值。

The loans to related parties are unsecured, interest bearing from 6% to 12% per annum and repayable within 1 year. The carrying amount is denominated in RMB.

(IV) 應付聯營公司款項 (貿易性質)

		於十二月三十一日 As at 31 December	
		二零二二年 2022	二零二一年 2021
		人民幣千元 RMB'000	人民幣千元 RMB'000
上海牛果	Shanghai Niuguo	570	2,986
南京金色莊園	Nanjing Jinse Zhuangyuan	20,396	11,541
海南勝傑	Hainan Shengjie	163	123
廣東金津	Guangdong Jinjin	–	266
遼寧半畝田	Liaoning Half Acre	2,059	412
廈門微玉	Xiamen Weiyu	628	58
海南信福	Hainan Xinfu	–	8
山東良枝	Shandong Liangzhi	556	488
廣西真誠	Guangxi Zhencheng	998	–
		25,370	15,882

35 RELATED PARTY TRANSACTIONS (CONTINUED)

(D) BALANCES WITH RELATED COMPANIES (CONTINUED)

(III) LOANS TO RELATED PARTIES (NON-TRADE IN NATURE)

(IV) AMOUNTS DUE TO ASSOCIATES (TRADE IN NATURE)

合併財務報表附註

NOTES TO THE CONSOLIDATED FINANCIAL STATEMENTS

35 關聯方交易(續)

(D) 與關聯公司之結餘(續)

(IV) 應付聯營公司款項(貿易性質)(續)

根據發票日期，應付聯營公司款項的賬齡分析如下：

		於十二月三十一日 As at 31 December	
		二零二二年 2022	二零二一年 2021
		人民幣千元 RMB'000	人民幣千元 RMB'000
1至90日	1 – 90 days	25,370	15,882

截至二零二一年及二零二二年十二月三十一日，應付聯營公司款項並無抵押、免息及須應要求償還。與聯營公司結餘賬面值近似於其公允價值，均以人民幣計值。

(E) 主要管理層薪酬

主要管理人員為有權負責規劃、指導及控制本集團活動之人士。截至二零二二年及二零二一年十二月三十一日止年度，本集團主要管理人員就提供僱員服務的酬金列示如下：

		截至十二月三十一日止年度 Year ended 31 December	
		二零二二年 2022	二零二一年 2021
		人民幣千元 RMB'000	人民幣千元 RMB'000
工資及薪金	Wages and salaries	9,755	10,361
退休福利成本	Retirement benefits costs	862	5
— 一定額供款計劃	— defined contribution plans		
福利及津貼	Benefits and allowances	989	180
		11,606	10,546

35 RELATED PARTY TRANSACTIONS (CONTINUED)

(D) BALANCES WITH RELATED COMPANIES (CONTINUED)

(IV) AMOUNTS DUE TO ASSOCIATES (TRADE IN NATURE) (CONTINUED)

The ageing analysis of the amounts due to associates based on invoice dates is as follows:

		於十二月三十一日 As at 31 December	
		二零二二年 2022	二零二一年 2021
		人民幣千元 RMB'000	人民幣千元 RMB'000
1至90日	1 – 90 days	25,370	15,882

As at 31 December 2021 and 2022, amounts due to associates are unsecured, interest-free and repayable on demand. The carrying amounts of balances with associates approximate their fair values and are denominated in RMB.

(E) KEY MANAGEMENT COMPENSATION

Key management personnel are those persons having authority and responsibility for planning, directing and controlling the activities of the Group. During the years ended 31 December 2022 and 2021, the remuneration to key management of the Group for employee services is shown below:

合併財務報表附註

NOTES TO THE CONSOLIDATED FINANCIAL STATEMENTS

36 董事、監事及高級管理層 酬金之福利及權益

(A) 酬金

截至二零二二年十二月三十一日止年度，概無本公司及組成本集團之公司之董事放棄任何酬金（二零二一年：相同）。

已付及應付本公司之董事及監事酬金詳情如下：

36 BENEFITS AND INTERESTS OF DIRECTORS AND SUPERVISORS AND SENIOR MANAGEMENT'S EMOLUMENTS

(A) EMOLUMENTS

None of the directors of the Company and of the companies comprising the Group waived any emoluments during the year ended 31 December 2022 (2021 : same).

Details of the emoluments paid and payable to the directors and supervisors of the Company are as follows:

		截至二零二二年十二月三十一日止年度 Year ended 31 December 2022						
董事名稱	Name of directors	袍金	工資	酌情花紅	津貼及 實物福利	僱員 退休福利 計劃供款	其他 已付酬金	總計
		Fees	Salaries	Discretionary bonus	Allowance and benefits in kind	Employee's contribution to retirement benefit scheme	Other emoluments paid	Total
		人民幣千元 RMB' 000	人民幣千元 RMB' 000	人民幣千元 RMB' 000	人民幣千元 RMB' 000	人民幣千元 RMB' 000	人民幣千元 RMB' 000	人民幣千元 RMB' 000
執行董事 <i>Executive directors</i>								
余先生(董事長)(附註(i))	Mr. Yu (Chairman) (Note (i))	-	996	97	-	85	-	1,178
徐女士(最高行政人員) (附註(i)(ii))	Ms. Xu (Chief executive) (Note(i) (ii))	-	955	100	-	84	-	1,139
田先生(附註(iii))	Mr. Tian (Note (iii))	-	996	97	-	85	-	1,178
朱先生(附註(ii))	Mr. Zhu (Note (ii))	-	845	93	-	83	-	1,021
焦先生(附註(ii))	Mr. Jiao (Note (ii))	-	1,197	107	-	84	-	1,388
		-	4,989	493	-	421	-	5,903
非執行董事 <i>Non-executive directors</i>								
潘先生(附註(iv))	Mr. Pan (Note (iv))	-	-	-	-	-	-	-
胡先生(附註(v))	Mr. Hu (Note (v))	-	-	-	-	-	-	-
		-	-	-	-	-	-	-
獨立非執行董事 <i>Independent non-executive directors</i>								
蔣博士(附註(vi))	Dr. Jiang (Note (vi))	-	-	-	-	-	80	80
馬先生(附註(vi))	Mr. Ma (Note (vi))	-	-	-	-	-	80	80
吳博士(附註(vi))	Dr. Wu (Note (vi))	-	-	-	-	-	80	80
朱女士(附註(vii))	Ms. Zhu (Note (vii))	-	-	-	-	-	80	80
張先生(附註(viii))	Mr. Cheung (Note (viii))	-	-	-	-	-	80	80
		-	-	-	-	-	400	400
監事 <i>Supervisors</i>								
楊先生(附註(ix))	Mr. Yang (Note(ix))	-	420	46	-	71	-	537
鄒先生(附註(ix))	Mr. Zou (Note(ix))	-	501	-	-	48	-	549
蘇先生(附註(ix))	Mr. Su (Note(ix))	-	608	195	-	73	-	876
		-	1,529	241	-	192	-	1,962
總計	Total	-	6,518	735	-	613	400	8,266

合併財務報表附註

NOTES TO THE CONSOLIDATED FINANCIAL STATEMENTS

36 董事、監事及高級管理層
酬金之福利及權益(續)

(A) 酬金(續)

36 BENEFITS AND INTERESTS OF
DIRECTORS AND SUPERVISORS
AND SENIOR MANAGEMENT'S
EMOLUMENTS (CONTINUED)

(A) EMOLUMENTS (CONTINUED)

截至二零二一年十二月三十一日止年度

Year ended 31 December 2021

董事名稱	Name of directors	袍金	工資	酌情花紅	津貼及 實物福利	僱員 退休福利 計劃供款	其他 已付酬金	總計
		人民幣千元 RMB'000	人民幣千元 RMB'000	人民幣千元 RMB'000	人民幣千元 RMB'000	人民幣千元 RMB'000	人民幣千元 RMB'000	人民幣千元 RMB'000
執行董事	Executive directors	-	-	-	-	-	-	-
余先生(董事長)(附註(i))	Mr. Yu (Chairman) (Note (i))	-	1,195	-	-	15	-	1,210
徐女士(最高行政人員) (附註(i)(ii))	Ms. Xu (Chief executive) (Note (i) (ii))	-	731	230	-	15	-	976
田先生(附註(iii))	Mr. Tian (Note (iii))	-	1,195	-	-	15	-	1,210
朱先生(附註(ii))	Mr. Zhu (Note (ii))	-	636	160	-	15	-	811
焦先生(附註(ii))	Mr. Jiao (Note (ii))	-	986	170	-	15	-	1,171
		-	4,743	560	-	75	-	5,378
非執行董事	Non-executive directors	-	-	-	-	-	-	-
潘先生(附註(iv))	Mr. Pan (Note (iv))	-	-	-	-	-	-	-
胡先生(附註(v))	Mr. Hu (Note (v))	-	-	-	-	-	-	-
		-	-	-	-	-	-	-
獨立非執行董事	Independent non-executive directors	-	-	-	-	-	-	-
蔣博士(附註(vi))	Dr. Jiang (Note (vi))	-	-	-	-	-	-	-
馬先生(附註(vi))	Mr. Ma (Note (vi))	-	-	-	-	-	-	-
吳博士(附註(vi))	Dr. Wu (Note (vi))	-	-	-	-	-	-	-
朱女士(附註(vii))	Ms. Zhu (Note (vii))	-	-	-	-	-	-	-
		-	-	-	-	-	-	-
監事	Supervisors	-	-	-	-	-	-	-
楊先生(附註(ix))	Mr. Yang (Note (ix))	-	320	132	-	15	-	467
鄒先生(附註(ix))	Mr. Zou (Note (ix))	-	374	23	-	15	-	412
蘇先生(附註(ix))	Mr. Su (Note (ix))	-	582	75	-	15	-	672
		-	1,276	230	-	45	-	1,551
總計	Total	-	6,019	790	-	120	-	6,929

合併財務報表附註

NOTES TO THE CONSOLIDATED FINANCIAL STATEMENTS

36 董事、監事及高級管理層 酬金之福利及權益 (續)

(A) 酬金 (續)

附註：

- (i) 於二零零一年十二月三日 (本公司註冊成立日期)，余先生獲委任為主席。於二零二零年三月二十五日，徐女士調任為本公司最高行政人員。
- (ii) 於二零一九年五月七日，徐女士、焦先生及朱先生獲委任為本公司董事，並於二零二零年三月二十五日調任為本公司執行董事。
- (iii) 於二零零一年十二月三日，田先生獲委任為本公司董事，並擔任本公司董事直至二零零八年七月十日。於二零一五年八月二十五日，田先生重新加入本公司擔任董事，並於二零二零年三月二十五日調任為執行董事。
- (iv) 於二零一五年八月二十五日，潘先生獲委任為本公司董事，並於二零二零年三月二十五日調任為本公司非執行董事。截至二零二二年十二月三十一日止年度，概無已付／應付潘先生的酬金 (二零二一年：相同)。
- (v) 於二零一九年五月七日，胡先生獲委任為本公司董事，並於二零二零年三月二十五日調任為本公司非執行董事。截至二零二二年十二月三十一日止年度，概無已付／應付胡先生的酬金 (二零二一年：相同)。
- (vi) 於二零二零年三月二十五日，蔣博士、馬先生及吳博士獲委任為本公司獨立非執行董事。
- (vii) 於二零二一年十二月二十二日，朱女士獲委任為獨立非執行董事。
- (viii) 張先生於二零二二年一月一日獲委任為本公司獨立非執行董事。
- (ix) 楊先生、鄒先生及蘇先生於二零二零年三月十日獲委任為本公司監事。

36 BENEFITS AND INTERESTS OF DIRECTORS AND SUPERVISORS AND SENIOR MANAGEMENT'S EMOLUMENTS (CONTINUED)

(A) EMOLUMENTS (CONTINUED)

Notes:

- (i) Mr. Yu was appointed as the Company's chairman at the date of incorporation on 3 December 2001. Ms. Xu was designated as the Company's chief executive as at 25 March 2020.
- (ii) Ms. Xu, Mr. Jiao, and Mr. Zhu were appointed as the Company's director on 7 May 2019 and was re-designated as the Company's executive director on 25 March 2020.
- (iii) Mr. Tian was appointed as the Company's director on 3 December 2001 and served as a director of the Company till 10 July 2008. Mr. Tian re-joined the Company on 25 August 2015 as a director and was re-designated as an executive director on 25 March 2020.
- (iv) Mr. Pan was appointed as the Company's director on 25 August 2015 and was re-designated as the Company's non-executive director on 25 March 2020. No emolument was paid/payable during the year ended 31 December 2022 (2021: same).
- (v) Mr. Hu was appointed as the Company's director on 7 May 2019 and re-designated as the Company's non-executive director on 25 March 2020. No emolument was paid/payable during the year ended 31 December 2022 (2021: same).
- (vi) Dr. Jiang, Mr. Ma and Dr. Wu were appointed on 25 March 2020 as the Company's independent non-executive director.
- (vii) Ms. Zhu was appointed as the Company's independent non-executive director on 22 December 2021.
- (viii) Mr. Cheung was appointed on 1 January 2022 as the Company's independent non-executive director.
- (ix) Mr. Yang, Mr. Zou and Mr. Su were appointed on 10 March 2020 as the Company's supervisors.

合併財務報表附註

NOTES TO THE CONSOLIDATED FINANCIAL STATEMENTS

**36 董事、監事及高級管理層
酬金之福利及權益(續)****(B) 董事退休福利**

截至二零二二年十二月三十一日止年度，概無董事收到或將收到任何退休福利(二零二一年：相同)。

(C) 董事辭退福利

截至二零二二年十二月三十一日止年度，概無董事收到或將收到任何辭退福利(二零二一年：相同)。

**(D) 就獲提供董事服務而給予
第三方代價**

截至二零二二年及二零二一年十二月三十一日止年度，本公司概無就獲提供董事服務支付代價予任何第三方。

**(E) 關於本公司或本公司承諾
附屬公司訂立的以董事為
受益人的貸款及類似貸款
及其他交易(倘適用)的資
料**

截至二零二二年十二月三十一日止年度，概無以董事、受該等董事控制的法人團體及與該等董事有關連實體為受益人作出的貸款及類似貸款以及其他交易(二零二一年：相同)。

**36 BENEFITS AND INTERESTS OF
DIRECTORS AND SUPERVISORS
AND SENIOR MANAGEMENT'S
EMOLUMENTS (CONTINUED)****(B) DIRECTORS' RETIREMENT
BENEFITS**

None of the directors received or will receive any retirement benefits during the year ended 31 December 2022 (2021: same).

**(C) DIRECTORS' TERMINATION
BENEFITS**

None of the directors received or will receive any termination benefits during the year ended 31 December 2022 (2021: same).

**(D) CONSIDERATION PROVIDED TO
THIRD PARTIES FOR MAKING
AVAILABLE DIRECTORS'
SERVICES**

During the year ended 31 December 2022 and 2021, the Company did not pay consideration to any third parties for making available directors' services.

**(E) INFORMATION ABOUT LOANS,
QUASI-LOANS AND OTHER
DEALINGS ENTERED INTO BY
THE COMPANY OR SUBSIDIARY
UNDERTAKING OF THE COMPANY,
WHERE APPLICABLE, IN FAVOUR
OF DIRECTORS**

There are no loans, quasi-loans and other dealings in favour of directors, controlled bodies corporate by and connected entities with such directors during the year ended 31 December 2022 (2021: same).

合併財務報表附註

NOTES TO THE CONSOLIDATED FINANCIAL STATEMENTS

36 董事、監事及高級管理層 酬金之福利及權益(續)

(F) 董事在交易、安排或合同 中的重大權益

截至二零二一年及二零二二年十二月三十一日止年度各年年末以及截至二零二一年及二零二二年十二月三十一日止六個月或截至二零二二年十二月三十一日止年度任何時間，概無與本公司業務有關連之重要交易、安排或合同，是以本公司為一方，同時本公司董事直接或間接地存在重大利害關係(二零二一年：相同)。

(G) 五名最高薪酬人士

截至二零二二年十二月三十一日止年度，本集團五名最高薪酬人士當中分別包括3名董事(二零二一年：2名)，有關彼等之酬金反映於上文的分析。向餘下2名(二零二一年：3名)人士支付的酬金載列如下：

36 BENEFITS AND INTERESTS OF DIRECTORS AND SUPERVISORS AND SENIOR MANAGEMENT'S EMOLUMENTS (CONTINUED)

(F) DIRECTORS' MATERIAL INTERESTS IN TRANSACTIONS, ARRANGEMENTS OR CONTRACTS

No significant transactions, arrangements and contracts in relation to the Company's business to which the Company was a party and in which a director of the Company had a material interest, whether directly or indirectly, subsisted at the end of the years and each of the six months ended 31 December 2021 and 2022, or at any time during the year ended 31 December 2022 (2021: same).

(G) FIVE HIGHEST PAID INDIVIDUALS

For the year ended 31 December 2022, the five individuals whose emoluments were the highest in the Group include 3 directors(2021:2) whose emoluments were reflected in the analysis presented above. The emoluments paid to the remaining 2 (2021:3) individuals are as follows:

		截至十二月三十一日止年度 Year ended 31 December	
		二零二二年 2022	二零二一年 2021
		人民幣千元 RMB'000	人民幣千元 RMB'000
基本薪金、其他津貼和 實物利益	Basic salaries, other allowances and benefits in kind	1,674	3,016
酌情花紅	Discretionary bonus	1,216	1,021
養老金計劃供款	Contribution to pension scheme	152	42
		3,042	4,079

合併財務報表附註

NOTES TO THE CONSOLIDATED FINANCIAL STATEMENTS

36 董事、監事及高級管理層
酬金之福利及權益(續)

(G) 五名最高薪酬人士(續)

薪酬範圍如下：

		人數 Number of individuals 截至十二月三十一日止年度 Year ended 31 December	
		二零二二年 2022	二零二一年 2021
薪酬範圍(人民幣)	Emolument bands (in RMB)		
人民幣1,000,001元至人民幣 1,500,000元	RMB1,000,001 to RMB1,500,000	1	2
人民幣1,500,001元至人民幣 2,000,000元	RMB1,500,001 to RMB2,000,000	1	1

37 或有負債

於二零二二年十二月三十一日，本集團並無任何重大或有負債。

37 CONTINGENT LIABILITIES

As at 31 December 2022, the Group did not have any material contingent liabilities.

合併財務報表附註

NOTES TO THE CONSOLIDATED FINANCIAL STATEMENTS

38 報告期後事項

- (a) 就本集團於二零二三年一月十六日上市（「首次公開發售」）而言，經扣除包銷佣金及其他估計開支後，本集團收取的首次公開發售（包括行使超額配股權）所得款項淨額約為474.0百萬港元，包括本集團自全球發售籌集的422.6百萬港元及因行使超額配股權而發行股份的51.4百萬港元。
- (b) 於二零二三年一月十六日及二零二三年二月二十二日，本集團認購了總額為人民幣350百萬元的兩項交銀理財產品。於本報告日期，交銀理財產品仍未贖回，且本集團預計將於相關交銀理財產品到期後收到本金及預期回報。
- (c) 於二零二三年二月八日，與本集團上市相關的國際承銷商部分行使超額配股權，據此，本公司於二零二三年二月十三日進一步發行9,596,500股H股。該等股份於二零二三年二月十三日開始在聯交所主板上市及買賣。
- (d) 於二零二三年二月五日，本集團額外認購廣西真誠註冊資本人民幣10,000,000元，注資後權益增加至42%。

於二零二二年十二月三十一日後，並無其他需要根據香港財務報告準則作出調整或披露的重大事項。

38 EVENT AFTER THE REPORTING PERIOD

- (a) In relation to the Group's listing on 16 January 2023 (the "IPO"), net proceeds from the IPO (including the exercise of the over-allotment options), after deducting the underwriting commission and other estimated expenses received by the Group amounted to approximately HK\$474.0 million, comprising HK\$422.6 million raised from the Global Offering and HK\$51.4 million from the issue of shares pursuant to the exercise of the over-allotment options, respectively, was received by the Group..
- (b) On 16 January 2023 and 22 February 2023, the Group subscribed for two BOCOM Wealth Management Products with an aggregate amount of RMB350 million. The BOCOM Wealth Management Products remain outstanding as at the date of this report and the Group expects to receive the principals with the expected returns upon the maturity of the underlying BOCOM Wealth Management Products.
- (c) on 8 February 2023, the international underwriters in connection with the Group's Listing partially exercised the Over-allotment Option and pursuant to which the Company further issued 9,596,500 H shares on 13 February 2023. Listing of and dealings in such shares on the Main Board of the Stock Exchange commenced on 13 February 2023.
- (d) On 5 February 2023, The Group subscribed for additional registered capital of Guanxi zhencheng at RMB10,000,000 and the equity interest rose to 42% after the capital injection.

There have been no other material events subsequent to 31 December 2022, which require adjustment or disclosure in accordance with HKFRS.

合併財務報表附註

NOTES TO THE CONSOLIDATED FINANCIAL STATEMENTS

39 本公司的資產負債表及儲備變動

(A) 本公司的資產負債表

39 BALANCE SHEET AND RESERVE MOVEMENT OF THE COMPANY

(A) BALANCE SHEET OF THE COMPANY

		於十二月三十一日 As at 31 December	
		二零二二年 2022	二零二一年 2021
		人民幣千元 RMB'000	人民幣千元 RMB'000
資產	Assets		
非流動資產	Non-current assets		
物業、廠房及設備	Property, plant and equipment	26,470	28,178
使用權資產	Right-of-use assets	13,676	23,311
無形資產	Intangible assets	75,956	77,930
對附屬公司的投資	Investments in subsidiaries	249,759	221,759
對聯營公司的投資	Investments in associates	36,370	33,400
長期銀行存款	Long-term bank deposits	20,000	100,000
按金、預付款項及 其他應收款項	Deposits, prepayments and other receivables	327,620	281,629
遞延稅項資產	Deferred tax assets	1,002	2,301
		750,853	768,508
流動資產	Current assets		
存貨	Inventories	23,242	16,117
貿易應收款項	Trade receivables	34,814	27,466
按金、預付款項及 其他應收款項	Deposits, prepayments and other receivables	104,954	83,776
應收附屬公司款項	Amounts due from subsidiaries	4,307,840	3,424,443
以公允價值計量且其變動 計入損益的金融資產	Financial assets at FVTPL	623,800	1,039,995
限制性銀行存款	Restricted bank deposits	273,402	258,788
短期銀行存款	Short-term bank deposits	—	250,000
現金及現金等價物	Cash and cash equivalents	1,291,613	278,367
		6,659,665	5,378,952
資產總值	Total assets	7,410,518	6,147,460

合併財務報表附註

NOTES TO THE CONSOLIDATED FINANCIAL STATEMENTS

39 本公司的資產負債表及儲備變動(續)

39 BALANCE SHEET AND RESERVE MOVEMENT OF THE COMPANY (CONTINUED)

(A) 本公司的資產負債表(續)

(A) BALANCE SHEET OF THE COMPANY (CONTINUED)

		於十二月三十一日 As at 31 December	
		二零二二年 2022	二零二一年 2021
		人民幣千元 RMB'000	人民幣千元 RMB'000
負債	Liabilities		
非流動負債	Non-current liabilities		
遞延稅項資產	Deferred tax liabilities	374	1,357
租賃負債	Lease liabilities	8,785	15,529
合同負債	Contract liabilities	23,262	30,853
按金	Deposits	66,987	72,266
		99,408	120,005
流動負債	Current liabilities		
貿易應付款項	Trade payables	14,611	15,387
應計費用及其他應付款項	Accruals and other payables	1,015,916	910,050
合同負債	Contract liabilities	22,503	17,965
應付附屬公司款項	Amounts due to subsidiaries	2,803,654	2,338,038
銀行借款	Bank borrowings	624,094	913,878
租賃負債	Lease liabilities	5,074	9,510
		4,485,852	4,204,828
負債總額	Total liabilities	4,585,260	4,324,833
淨資產	Net assets	2,825,258	1,822,627
權益	Equity		
本公司擁有人應佔權益	Equity attributable to the owners of the Company		
股本	Share capital	1,500,000	1,500,000
儲備	Reserves	1,325,258	322,627
權益總額	Total equity	2,825,258	1,822,627

合併財務報表附註

NOTES TO THE CONSOLIDATED FINANCIAL STATEMENTS

39 本公司的資產負債表及儲備變動(續)

(B) 本公司的儲備變動

39 BALANCE SHEET AND RESERVE MOVEMENT OF THE COMPANY (CONTINUED)

(B) RESERVE MOVEMENT OF THE COMPANY

		資本公積	法定儲備	保留盈利/ (累計虧損)	總計
		Capital reserve	Statutory Reserve	Retained earnings/ (accumulated losses)	Total
		人民幣千元 RMB'000	人民幣千元 RMB'000	人民幣千元 RMB'000	人民幣千元 RMB'000
於二零二一年一月一日	At 1 January 2021	891,909	–	(244,091)	647,818
綜合收益	<i>Comprehensive income</i>				
年內虧損	Loss for the year	–	–	(325,191)	(325,191)
於二零二一年十二月三十一日	At 31 December 2021	891,909	–	(569,282)	322,627
於二零二二年一月一日	At 1 January 2022	891,909	–	(569,282)	322,627
綜合收益	<i>Comprehensive income</i>				
年內營業利潤	Profit for the year	–	–	1,002,631	1,002,631
轉撥至法定儲備	Transfer to statutory reserve	–	43,355	(43,355)	–
於二零二二年十二月三十一日	At 31 December 2022	891,909	43,355	389,994	1,325,258

合併財務報表附註 NOTES TO THE CONSOLIDATED FINANCIAL STATEMENTS

40 附屬公司

截至二零二二年及二零二一年十二月三十一日止年度及於本報告日期，本公司在下列附屬公司（除另有說明外，均為有限責任公司）直接或間接擁有權益：

40 SUBSIDIARIES

During the years ended 31 December 2022 and 2021 and as at the date of this report, the Company has direct or indirect interests in the following subsidiaries (all of which are limited liability companies unless otherwise stated):

公司名稱 Company name	註冊／已發行 及繳足資本 Registered/ Issued and paid-up capital (人民幣元) (RMB)	註冊成立／成立國家／ 地點 Country/ place incorporation/ establishment	本集團應佔權益 十二月三十一日 Attributable equity interest of the Group 31 December		主要業務／ 營業地點 Principal activities/place of operation	附註 Notes
			二零二二年 2022	二零二一年 2021		
			直接持有：			
Directly held:						
深圳市百果園供應鏈管理服務有限公司（「百果園供應鏈」） Pagoda Fruit Investment Management (Shenzhen) Service Co., Ltd. ("Pagoda Supply Chain") (深圳市百果園供應鏈管理服務有限公司)	人民幣5,000,000元 RMB5,000,000	於中國註冊成立 Incorporated in the PRC	100%	100%	於中國提供供應鏈管理服務 Provision of supply chain management service in the PRC	(a)
深圳市百果園空港銷售有限公司（「百果園空港」） Shenzhen Pagoda Airport Sales Co., Ltd. ("Pagoda Airport") (深圳市百果園空港銷售有限公司)	人民幣1,000,000元 RMB1,000,000	於中國註冊成立 Incorporated in the PRC	100%	100%	於中國銷售水果 Sales of fruits in the PRC	(a)
深圳市百果互動科技有限公司（「百果科技」） Baiguo Technology (Shenzhen) Co., Ltd. ("Baiguo Technology") (深圳市百果互動科技有限公司)	人民幣60,882,353元 RMB60,882,353	於中國註冊成立 Incorporated in the PRC	100%	100%	於中國開發信息技術 Development of information technology in the PRC	(a)
深圳市百果園投資發展有限公司（「百果園投資」） Shenzhen Pagoda Investment Development Co., Ltd. ("Pagoda Investment") (深圳市百果園投資發展有限公司)	人民幣50,000,000元 RMB50,000,000	於中國註冊成立 Incorporated in the PRC	100%	100%	於中國投資控股 Investment holding in the PRC	(a)
廣東百果園農產品初加工有限公司（「百果園初加工」） Guangdong Pagoda Agricultural Products Preliminary Processing Co., Ltd. (Pagoda Preliminary Processing") (廣東百果園農產品初加工有限公司)	人民幣50,000,000元 RMB50,000,000	於中國註冊成立 Incorporated in the PRC	100%	100%	於中國銷售及加工水果 Sales and processing of fruits in the PRC	(a)
深圳市百果常豐銷售有限公司（「百果常豐」） Shenzhen Pagoda Changfeng Sales Co., Ltd. ("Pagoda Changfeng") (深圳市百果常豐銷售有限公司)	人民幣500,000元 RMB500,000	於中國註冊成立 Incorporated in the PRC	100%	100%	於中國銷售水果 Sales of fruits in the PRC	(a)
江西王品農業科技開發有限公司（「江西王品」） Jiangxi Wangpin Agricultural Technology Development Co., Ltd. ("Jiangxi Wangpin") (江西王品農業科技開發有限公司)	人民幣24,300,000元 RMB24,300,000	於中國註冊成立 Incorporated in the PRC	100%	100%	於中國種植及銷售水果 Planting and sales of fruits in the PRC	(a)
北京鮮美溢商貿有限公司（「北京鮮美溢」） Beijing Xianmeiyi Commerce Co., Ltd. ("Beijing Xianmeiyi") (北京鮮美溢商貿有限公司)	人民幣1,000,000元 RMB1,000,000	於中國註冊成立 Incorporated in the PRC	100%	100%	於中國銷售水果 Sales of fruits in the PRC	(a)
北京百果常鮮商貿有限公司（「百果常鮮」） Beijing Pagoda Changxian Commerce Co., Ltd. ("Pagoda Changxian") (北京百果常鮮商貿有限公司)	人民幣300,000元 RMB300,000	於中國註冊成立 Incorporated in the PRC	100%	100%	於中國銷售水果 Sales of fruits in the PRC	(a)

合併財務報表附註

NOTES TO THE CONSOLIDATED FINANCIAL STATEMENTS

40 附屬公司(續)

40 SUBSIDIARIES (CONTINUED)

公司名稱 Company name	註冊/已發行 及繳足資本 Registered/ Issued and paid-up capital (人民幣元) (RMB)	註冊成立/成立國家/ 地點 Country/ place incorporation/ establishment	本集團應佔權益 十二月三十一日 Attributable equity interest of the Group 31 December		主要業務/ 營業地點 Principal activities/place of operation	附註 Notes
			二零二二年	二零二一年		
			2022	2021		
直接持有：(續) Directly held: (continued)						
北京百果旺西銷售有限責任公司(「百果旺西」) Beijing Pagoda Wangxi Sales Co., Ltd. ("Pagoda Wangxi") (北京百果旺西銷售有限責任公司)	人民幣1,000,000元 RMB1,000,000	於中國註冊成立 Incorporated in the PRC	100%	100%	於中國銷售水果 Sales of fruits in the PRC	(a)
北京百果八街銷售有限責任公司(「百果八街」) Beijing Pagoda Bajie Sales Co., Ltd. ("Pagoda Bajie") (北京百果八街銷售有限責任公司)	人民幣1,000,000元 RMB1,000,000	於中國註冊成立 Incorporated in the PRC	100%	100%	於中國銷售水果 Sales of fruits in the PRC	(a)
杭州茸希貿易有限公司(「杭州茸希」) Hangzhou Rongxi Trading Co., Ltd. ("Hangzhou Rongxi") (杭州茸希貿易有限公司)	人民幣1,000,000元 RMB1,000,000	於中國註冊成立 Incorporated in the PRC	100%	100%	於中國銷售水果 Sales of fruits in the PRC	(a)
深圳百果之家食品銷售有限公司(「百果之家」) Shenzhen Pagoda Home Food Sales Co., Ltd. (“Pagoda Home”) (深圳百果之家食品銷售有限公司)	人民幣500,000元 RMB500,000	於中國註冊成立 Incorporated in the PRC	100%	100%	於中國銷售水果 Sales of fruits in the PRC	(a)
深圳百果數字產業園有限公司(「百果數字產業」) Shenzhen Baiguo Digital Industrial Park Co., Ltd. (“Baiguo Digital Industrial”) (深圳百果數字產業園有限公司)	人民幣135,000,000元 RMB135,000,000	於中國註冊成立 Incorporated in the PRC	100%	100%	於中國銷售水果 Sales of fruits in the PRC	(a)
杭州旺嘯貿易有限公司 Hangzhou Wangxiao Trading Co., Ltd. (杭州旺嘯貿易有限公司)	人民幣1,000,000元 RMB1,000,000	於中國註冊成立 Incorporated in the PRC	100%	0%	於中國銷售水果 Sales of fruits in the PRC	(a)
杭州旺易貿易有限公司 Hangzhou Wangyi Trading Co., Ltd. (杭州旺易貿易有限公司)	人民幣1,000,000元 RMB1,000,000	於中國註冊成立 Incorporated in the PRC	100%	0%	於中國銷售水果 Sales of fruits in the PRC	(a)
間接持有： Indirectly held:						
北京奧想科技有限公司(「北京奧想」) Beijing Aoxiang Technology Co., Ltd. ("Beijing Aoxiang") (北京奧想科技有限公司)	人民幣7,000,000元 RMB7,000,000	於中國註冊成立 Incorporated in the PRC	100%	100%	於中國提供資訊科技服務 Provision of information technology service in the PRC	(a)
元謀原生源農業科技有限責任公司(「元謀原生源」) Yuanmou Yuanshengyuan Agricultural Technology Co., Ltd. (“Yuanmou Yuanshengyuan”) (元謀原生源農業科技有限責任公司)	人民幣27,000,000元 RMB27,000,000	於中國註冊成立 Incorporated in the PRC	51%	51%	於中國種植水果 Planting of fruits in the PRC	(a)
海南王品農業科技開發有限公司(「海南王品」) Hainan Wangpin Agricultural Technology Development Co., Ltd. ("Hainan Wangpin") (海南王品農業科技開發有限公司)	人民幣10,000,000元 RMB10,000,000	於中國註冊成立 Incorporated in the PRC	100%	100%	於中國銷售水果 Sales of fruits in the PRC	(a)

合併財務報表附註

NOTES TO THE CONSOLIDATED FINANCIAL STATEMENTS

40 附屬公司 (續)

40 SUBSIDIARIES (CONTINUED)

公司名稱 Company name	註冊/已發行 及繳足資本 Registered/ Issued and paid-up capital (人民幣元) (RMB)	註冊成立/成立國家/ 地點 Country/ place incorporation/ establishment	本集團應佔權益 十二月三十一日 Attributable equity interest of the Group 31 December		主要業務/ 營業地點 Principal activities/place of operation	附註 Notes
			二零二二年 2022	二零二一年 2021		
			間接持有：(續) Indirectly held: (continued)			
海南王品果業開發有限公司(「海南果業」) Hainan Wangpin Guoye Development Co., Ltd. ("Hainan Guoye") (海南王品果業開發有限公司)	人民幣7,000,000元 RMB7,000,000	於中國註冊成立 Incorporated in the PRC	100%	100%	於中國銷售水果 Sales of fruits in the PRC	(a)
海南省百果園供應鏈管理服務有限公司(「海南供應鏈」) Hainan Pagoda Supply Chain Management Service Co., Ltd. ("Hainan Supply Chain") (海南省百果園供應鏈管理服務有限公司)	人民幣5,000,000元 RMB5,000,000	於中國註冊成立 Incorporated in the PRC	100%	100%	於中國提供供應鏈管理服務 Provision of supply chain management service in the PRC	(a)
深圳億通商業保理有限公司(「深圳億通」) Shenzhen Yitong Commerce Factoring Co., Ltd. ("Shenzhen Yitong") (深圳億通商業保理有限公司)	人民幣50,000,000元 RMB50,000,000	於中國註冊成立 Incorporated in the PRC	100%	100%	於中國提供供應鏈融資 Provision of supply chain financing in the PRC	(a)
深圳市恒利創創科技有限公司(「深圳恒利創」) Shenzhen Henglichuang Technology Co., Ltd. ("Shenzhen Henglichuang") (深圳市恒利創創科技有限公司)	人民幣11,000,000元 RMB11,000,000	於中國註冊成立 Incorporated in the PRC	100%	100%	於中國提供資訊科技服務 Provision of information technology service in the PRC	(a)
深圳易秒通網絡科技有限公司(「深圳易秒通」) Shenzhen Yimiao Tong Network Technology Co., Ltd. ("Shenzhen Yimiao Tong") (深圳易秒通網絡科技有限公司)	人民幣7,162,245元 RMB7,162,245	於中國註冊成立 Incorporated in the PRC	100%	100%	於中國提供資訊科技服務 Provision of information technology service in the PRC	(a)
海陽津成泰農產品發展有限公司(「海陽津成泰」) Haiyang Chiang Mai Thai Agri-products Co., Ltd. ("Haiyang Jinchengtai") (海陽津成泰農產品發展有限公司)	人民幣41,402,695元 RMB41,402,695	於中國註冊成立 Incorporated in the PRC	100%	100%	於中國銷售及加工水果 Sales and processing of fruits in the PRC	(a)
深圳百果品牌管理有限責任公司(「百果品牌」) Shenzhen Pagoda Brand Management Co., Ltd. ("Pagoda Brand") (深圳百果品牌管理有限責任公司)	人民幣1,000,000元 RMB1,000,000	於中國註冊成立 Incorporated in the PRC	100%	100%	於中國提供品牌管理服務 Provision of brand management service in the PRC	(a)
深圳市百果心享科技發展有限責任公司(「百果心享」) Shenzhen Pagoda Xinxiang Technology Development Co., Ltd. ("Pagoda Xinxiang") (深圳市百果心享科技發展有限責任公司)	人民幣50,000,000元 RMB50,000,000	於中國註冊成立 Incorporated in the PRC	100%	100%	於中國銷售新鮮產品 Sales of fresh products in the PRC	(a)
深圳市百果數聯科技有限公司(「百果數聯」) Shenzhen Pagoda Shulian Technology Co., Ltd. ("Pagoda Shulian") (深圳市百果數聯科技有限公司)	人民幣10,000,000元 RMB10,000,000	於中國註冊成立 Incorporated in the PRC	100%	100%	於中國銷售資訊科技應用 Sales of information technology application in the PRC	(a)

合併財務報表附註

NOTES TO THE CONSOLIDATED FINANCIAL STATEMENTS

40 附屬公司(續)

40 SUBSIDIARIES (CONTINUED)

公司名稱 Company name	註冊/已發行 及繳足資本 Registered/ Issued and paid-up capital (人民幣元) (RMB)	註冊成立/成立國家/ 地點 Country/ place incorporation/ establishment	本集團應佔權益 十二月三十一日 Attributable equity interest of the Group 31 December		主要業務/ 營業地點 Principal activities/place of operation	附註 Notes
			二零二二年 2022	二零二一年 2021		
			間接持有：(續) Indirectly held: (continued)			
深圳百果商業發展有限公司(「百果商業」) Shenzhen Pagoda Commerce Development Co., Ltd. (“Pagoda Commerce”) (深圳百果商業發展有限公司)	人民幣10,000,000元 RMB10,000,000	於中國註冊成立 Incorporated in the PRC	100%	100%	於中國提供物業管理服務 Provision of property management service in the PRC	(a)
深圳市優鮮互聯科技有限公司(「深圳優鮮」) Shenzhen Youxian Interactive Technology Co., Ltd. (“Shenzhen Youxian”) (深圳市優鮮互聯科技有限公司)	人民幣10,000,000元 RMB10,000,000	於中國註冊成立 Incorporated in the PRC	65%	65%	於中國提供資訊科技服務 Provision of information technology service in the PRC	(a)、(b)
百果園(上海)信息科技有限公司(「百果園信息」) Pagoda (Shanghai) Information Technology Co., Ltd. (“Pagoda Information”) (百果園(上海)信息科技有限公司)	人民幣10,000,000元 RMB10,000,000	於中國註冊成立 Incorporated in the PRC	100%	100%	於中國提供資訊科技服務 Provision of information technology service in the PRC	(a)
瑞安市港楠食品有限公司(「瑞安港楠」) Ruian Gangnan Food Co., Ltd. (“Ruian Gangnan”) (瑞安市港楠食品有限公司)	人民幣500,000元 RMB500,000	於中國註冊成立 Incorporated in the PRC	100%	100%	於中國銷售水果 Sales of fruits in the PRC	(a)
上海百果園實業有限公司(「上海百果園」) Shanghai Pagoda Industrial Co., Ltd (“Shanghai Pagoda”) (上海百果園實業有限公司)	人民幣1,000,000元 RMB1,000,000	於中國註冊成立 Incorporated in the PRC	100%	100%	於中國銷售及加工水果 Sales and processing of fruits in the PRC	(a)
優果聯品牌管理有限公司(「優果聯品牌」) Youguolian Brand Management Co., Ltd. (“Youguolian Brand”) (優果聯品牌管理有限公司)	人民幣80,000,000元 RMB80,000,000	於中國註冊成立 Incorporated in the PRC	56%	56%	於中國投資控股 Investment holding in the PRC	(a)
優農道(北京)科技有限公司 Younongdao (Beijing) Technology Co., Ltd. (“Younongdao Beijing”) (優農道(北京)科技有限公司)	人民幣5,000,000元 RMB5,000,000	於中國註冊成立 Incorporated in the PRC	68%	68%	於中國投資農業相關業務 Investment in agriculture related businesses in the PRC	(a)
深圳市百果種業有限公司(「百果種業」) Shenzhen Pagoda Seeds Co., Ltd (“Pagoda Seeds”) (深圳市百果種業有限公司)	人民幣7,000,000元 RMB7,000,000	於中國註冊成立 Incorporated in the PRC	86%	86%	於中國銷售水果 Sales of fruits in the PRC	(a)、(c)
百果生態投資(雲南)有限公司(「百果生態投資」) Pagoda Ecological Investment (Yunnan) Co., Ltd. (“Pagoda Ecological Investment”) (百果生態投資(雲南)有限公司)	人民幣20,000,000元 RMB20,000,000	於中國註冊成立 Incorporated in the PRC	100%	100%	於中國提供商業服務 Provision of business service in the PRC	(a)

合併財務報表附註 NOTES TO THE CONSOLIDATED FINANCIAL STATEMENTS

40 附屬公司 (續)

40 SUBSIDIARIES (CONTINUED)

公司名稱 Company name	註冊/已發行 及繳足資本 Registered/ Issued and paid-up capital (人民幣元) (RMB)	註冊成立/成立國家/ 地點 Country/ place incorporation/ establishment	本集團應佔權益 十二月三十一日 Attributable equity interest of the Group 31 December		主要業務/ 營業地點 Principal activities/place of operation	附註 Notes
			二零二二年 2022	二零二一年 2021		
			間接持有：(續)			
Indirectly held: (continued)						
深圳市百慧生活科技有限公司(「百慧生活」) Shenzhen Baihui Life Technology Co., Ltd. (「Baihui Life」)(深圳市百慧生活科技有限公司)	人民幣1,000,000元 RMB1,000,000	於中國註冊成立 Incorporated in the PRC	100%	100%	於中國提供資訊科技服務 Provision of information technology service in the PRC	(a)
廣東百果園果製品有限公司(「百果園果製品」) Guangdong Pagoda Fruit Products Co., Ltd. (「Pagoda Fruit Products」)(廣東百果園果製品有限公司)	人民幣10,000,000元 RMB10,000,000	於中國註冊成立 Incorporated in the PRC	100%	100%	於中國銷售及加工水果 Sales and processing of fruits in the PRC	(a)
深圳市金農供應鏈管理有限公司(「金農供應鏈」) Shenzhen Jinnong Supply Chain Management Co., Ltd. (「Jinnong Supply Chain」)(深圳市金農供應鏈管理有限公司)	人民幣5,000,000元 RMB5,000,000	於中國註冊成立 Incorporated in the PRC	75%	75%	於中國銷售水果 Sales of fruits in the PRC	(a)
深圳百芯投資發展有限公司(「百芯投資」) Shenzhen Baixin Investment Development Co., Ltd. (「Baixin Investment」)(深圳百芯投資發展有限公司)	人民幣7,000,000元 RMB7,000,000	於中國註冊成立 Incorporated in the PRC	100%	100%	於中國投資控股 Investment holding in the PRC	(a)
常州市天競食品銷售有限公司(「常州天競」) Changzhou Tianjing Food Sales Co., Ltd. (「Changzhou Tianjing」)(常州市天競食品銷售有限公司)	人民幣500,000元 RMB500,000	於中國註冊成立 Incorporated in the PRC	100%	100%	於中國銷售水果 Sales of fruits in the PRC	(a)
常州市八千里食品銷售有限公司(「常州八千里」) Changzhou Baqianli Food Sales Co., Ltd. (「Changzhou Baqianli」)(常州市八千里食品銷售有限公司)	人民幣500,000元 RMB500,000	於中國註冊成立 Incorporated in the PRC	100%	100%	於中國銷售水果 Sales of fruits in the PRC	(a)
西安鈺星水果銷售有限公司(「西安鈺星」) Xi'An Yuxing Fruits Sales Limited (「Xi'An Yuxing」) (西安鈺星水果銷售有限公司)	人民幣500,000元 RMB500,000	於中國註冊成立 Incorporated in the PRC	100%	100%	於中國銷售水果 Sales of fruits in the PRC	(a)
溫州市佳旺水果有限公司(「溫州佳旺」) Wenzhou Jiawang Fruits Co., Ltd. (「Wenzhou Jiawang」) (溫州市佳旺水果有限公司)	人民幣1,000,000元 RMB1,000,000	於中國註冊成立 Incorporated in the PRC	100%	100%	於中國銷售水果 Sales of fruits in the PRC	(a)
新疆果優興疆農業科技發展有限責任公司(「新疆果優」) Xinjiang Guoyou Xinjiang Agricultural Technology Development Co., Ltd. (「Xinjiang Guoyou」) (新疆果優興疆農業科技發展有限責任公司)	人民幣4,000,000元 RMB4,000,000	於中國註冊成立 Incorporated in the PRC	100%	100%	於中國提供農業科技服務 Provision of agricultural technology service in the PRC	(a)
西安百果水果有限公司(「西安百果」) Xi'An Pagoda Co., Ltd. (「Xi'An Pagoda」)(西安百果水果有限公司)	人民幣500,000元 RMB500,000	於中國註冊成立 Incorporated in the PRC	100%	100%	於中國銷售水果 Sales of fruits in the PRC	(a)

合併財務報表附註

NOTES TO THE CONSOLIDATED FINANCIAL STATEMENTS

40 附屬公司(續)

40 SUBSIDIARIES (CONTINUED)

公司名稱 Company name	註冊/已發行 及繳足資本 Registered/ Issued and paid-up capital (人民幣元) (RMB)	註冊成立/成立國家/ 地點 Country/ place incorporation/ establishment	本集團應佔權益 十二月三十一日 Attributable equity interest of the Group 31 December		主要業務/ 營業地點 Principal activities/place of operation	附註 Notes
			二零二二年 2022	二零二一年 2021		
			間接持有：(續) Indirectly held: (continued)			
百果園(上海)生物科技股份有限公司(「上海生物科技」) Pagoda (Shanghai) Biotechnology Co., Ltd. (「Shanghai Biotechnology」)(百果園(上海)生物科技股份有限公司)	人民幣10,000,000元 RMB10,000,000	於中國註冊成立 Incorporated in the PRC	51%	51%	於中國提供資訊科技服務 Provision of information technology service in the PRC	(a)
元謀憶果農業科技有限責任公司(「元謀憶果」) Yuanmou Yiguo Agricultural Technology Co., Ltd. (「Yuanmou Yiguo」)(元謀憶果農業科技有限責任公司)	人民幣3,000,000元 RMB3,000,000	於中國註冊成立 Incorporated in the PRC	54%	54%	於中國種植及銷售水果 Planting and sales of fruits in the PRC	(a)
百果農資(青島)有限公司(「百果農資」) Baiguo Agricultural Means (Qingdao) Co., Ltd (「Baiguo Agricultural Means」)(百果農資(青島)有限公司)	人民幣10,000,000元 RMB10,000,000	於中國註冊成立 Incorporated in the PRC	100%	0%	於中國銷售肥料 Sale of fertilizer in the PRC	(a)
深圳三個零弘善企業管理中心(有限合夥)(「弘善」)(*) Shenzhen Sangeling Hongshan Enterprise Management Center Partnership (Limited Partnership) ("Hongshan") (深圳三個零弘善企業管理中心(有限合夥))(*)	人民幣8,000,000元 RMB8,000,000	於中國註冊成立 Incorporated in the PRC	100%	0%	於中國提供企業管理服務 Provision of enterprise management service in the PRC	(a)
深圳三個零弘善企業管理中心(有限合夥)(「三個零共創」)(*) Shenzhen Sangeling Gongchuang Enterprise Management Center Partnership (Limited Partnership) ("Sangeling Gongchuang") (深圳三個零共創企業管理中心(有限合夥))(*)	人民幣8,000,000元 RMB8,000,000	於中國註冊成立 Incorporated in the PRC	57%	0%	於中國提供企業管理服務 Provision of enterprise management service in the PRC	(a)、(d)
深圳三個零農業科技發展有限公司(「三個零農業」) Shenzhen Sangeling Agricultural Technology Development Co., Ltd. (「Sangeling Agricultural」)(深圳三個零農業科技發展有限公司)	人民幣40,000,000元 RMB40,000,000	於中國註冊成立 Incorporated in the PRC	100%	0%	於中國種植及銷售水果 Planting and sales of fruits in the PRC	(a)
南京三個零農業科技發展有限公司(「南京三個零」) Nanjing Sangeling Agricultural Technology Development Co., Ltd (「Nanjing Sangeling」)(南京三個零農業科技發展有限公司)	人民幣5,000,000元 RMB5,000,000	於中國註冊成立 Incorporated in the PRC	100%	0%	於中國種植及銷售水果 Planting and sales of fruits in the PRC	(a)
深圳三個零久彩生態農業發展有限公司(「三個零久彩」) Shenzhen Sangelingjiucai Ecological Agriculture Development Co., Ltd ("Sangelingjiucai") (深圳三個零久彩生態農業發展有限公司)	人民幣5,000,000元 RMB5,000,000	於中國註冊成立 Incorporated in the PRC	100%	0%	於中國種植及銷售水果 Planting and sales of fruits in the PRC	(a)

(*) represents a limited partnership

(*) 為有限合夥企業

合併財務報表附註

NOTES TO THE CONSOLIDATED FINANCIAL STATEMENTS

40 附屬公司 (續)

附註：

- (a) 本附註中提及的中國公司的英文名稱為管理層盡最大努力翻譯其中文名稱所得，乃由於其並未註冊或提供英文名稱。
- (b) 於二零二二年二月九日，本集團及非控股權益均進一步向深圳優鮮注資人民幣942,000元。深圳優鮮主要於中國從事提供信息技術服務。於交易完成後，彼等各自應佔股權並無變動。
- (c) 於二零二二年一月二日，本集團及非控股權益均進一步向百果種業注資人民幣500,000元。百果種業主要於中國從事水果銷售業務。於交易完成後，彼等各自應佔股權並無變動。
- (d) 於二零二二年一月二十五日，本集團與其他少數股東共同成立三個零共創，並持有57%股權。三個零共創主要於中國從事商業服務。

於二零二二年十月十二日，本集團進一步向三個零共創注資人民幣3,420,000元且其他投資者亦按比例注資現金。交易完成後，各自應佔股權並無變動。

40 SUBSIDIARIES (CONTINUED)

Notes:

- (a) The English names of PRC companies refer to above in this note represents management's best efforts in translating the Chinese names of those companies as no English name have been registered or available.
- (b) On 9 February 2022, the Group and the non-controlling interest have both further injected RMB942,000 into Shenzhen Youxian. Shenzhen Youxian is mainly engaged in provision of information technology service in the PRC. Upon completion of the transaction, there is no change in respective attributable equity interest.
- (c) On 2 January 2022, the Group and the non-controlling interest have both further injected RMB500,000 into Pagoda Seeds. Pagoda Seeds is mainly engaged in sales of fruits in the PRC. Upon completion of the transaction, there is no change in respective attributable equity interest.
- (d) On 25 January 2022, the Group jointly established Sangeling Gongchuang with other minority shareholders and held 57% of the equity. Sangeling Gongchuang is mainly engaged in business service in the PRC.

On 12 October 2022, the Group further injected RMB3,420,000 into Sangeling Gongchuang and the minority shareholders also injected proportionately. Upon completion of the transaction, there is no change in respective attributable equity interest.



四年財務摘要

FOUR-YEAR FINANCIAL SUMMARY

截至十二月三十一日止年度

Year Ended December 31,

		二零二二年 2022	二零二一年 2021	二零二零年 2020	二零一九年 2019
		人民幣千元 RMB'000	人民幣千元 RMB'000	人民幣千元 RMB'000	人民幣千元 RMB'000
經營業績	Operating results				
收入	Revenue	11,311,995	10,289,375	8,853,693	8,976,133
毛利	Gross profit	1,314,286	1,156,436	807,430	876,356
除所得稅前利潤	Profit before income tax	346,362	257,527	71,710	268,681
本公司擁有人應佔利潤	Profit is attributable to owners of the Company	323,297	230,345	49,063	249,453
每股基本及攤薄盈利 (人民幣)	Basic and diluted earnings per share (RMB)	21.55	15.36	3.27	16.63
非香港財務報告準則計量	Non-HKFRS measure				
年內經調整淨利潤(非香港財務報告準則計量)	Adjusted net profit for the year (non-HKFRS measure)	338,387	250,870	65,282	253,018
盈利能力	Profitability				
毛利率 ⁽¹⁾	Gross profit margin ⁽¹⁾	11.6%	11.2%	9.1%	9.8%
淨利潤率 ⁽²⁾	Net profit margin ⁽²⁾	2.7%	2.2%	0.5%	2.8%
年內經調整淨利潤率(非香港財務報告準則計量) ⁽³⁾	Adjusted net profit margin for the year (non-HKFRS measure) ⁽³⁾	3.0%	2.4%	0.7%	2.8%

於十二月三十一日

As at December 31,

		二零二二年 2022	二零二一年 2021	二零二零年 2020	二零一九年 2019
		人民幣千元 RMB'000	人民幣千元 RMB'000	人民幣千元 RMB'000	人民幣千元 RMB'000
財務狀況	Financial position				
總非流動資產	Total non-current assets	2,080,119	2,014,844	1,749,658	1,114,137
總流動資產	Total current assets	4,729,622	4,405,022	3,495,100	3,571,846
總非流動負債	Total non-current liabilities	634,977	650,180	394,509	356,233
總流動負債	Total current liabilities	3,155,273	3,056,725	2,321,327	1,926,477
流動資產淨額	Net current assets	1,574,349	1,348,297	1,173,773	1,645,369
權益總額	Total equity	3,019,491	2,712,961	2,528,922	2,403,273

附註：

Notes:

- | | |
|---|--|
| <p>(1) 按年內毛利除以總收入計算。</p> <p>(2) 按年內利潤除以總收入計算。</p> <p>(3) 按年內經調整淨利潤(非香港財務報告準則計量)除以總收入計算。</p> | <p>(1) Calculated by dividing gross profit for the year by total revenue.</p> <p>(2) Calculated by dividing profit for the year by total revenue.</p> <p>(3) Calculated by dividing the adjusted net profit for the year (non-HKFRS measure) by total revenue.</p> |
|---|--|

百果园 P A
G ●
D A