

CONTENTS



Corporate Information	2
Financial Highlights	4
Our Milestones	5
Selected Brands and Products	6
Chairman's Statement	8
Management Discussion and Analysis	17
Biographies of Directors and Senior Management	23
Corporate Governance Report	26
Report of the Directors	44
Independent Auditor's Report	62
Consolidated Statement of Profit or Loss and Other Comprehensive Income	68
Consolidated Statement of Financial Position	69
Consolidated Statement of Changes in Equity	70
Consolidated Statement of Cash Flows	71
Notes to the Consolidated Financial Statements	73
Five Years' Financial Summary	142



CORPORATE INFORMATION

EXECUTIVE DIRECTORS

Chen He (陳和)
Qian Pengcheng (錢鵬程)

INDEPENDENT NON-EXECUTIVE DIRECTORS

Hu Qilin
Zhang Zuhui (張祖輝)
Yu Leung Fai (余亮暉)

AUDIT COMMITTEE

Yu Leung Fai (*Chairman*)
Hu Qilin
Zhang Zuhui

REMUNERATION COMMITTEE

Zhang Zuhui (*Chairman*)
Hu Qilin
Yu Leung Fai

NOMINATION COMMITTEE

Chen He (*Chairman*)
Zhang Zuhui
Yu Leung Fai

COMPANY SECRETARY

Chan Sau Ling (陳秀玲)

AUTHORISED REPRESENTATIVES

Chen He
Chan Sau Ling

CAYMAN ISLANDS SHARE REGISTRAR AND TRANSFER OFFICE

Intertrust Corporate Services (Cayman) Limited
One Nexus Way
Camana Bay
Grand Cayman
KY1-9005
Cayman Islands

HONG KONG SHARE REGISTRAR

Computershare Hong Kong Investor Services Limited
Shops 1712-1716, 17th Floor
Hopewell Centre, 183 Queen's Road East
Wanchai, Hong Kong

REGISTERED OFFICE

Intertrust Corporate Services (Cayman) Limited
One Nexus Way
Camana Bay
Grand Cayman
KY1-9005
Cayman Islands

CORPORATE INFORMATION

HEADQUARTERS IN THE PRC

29th Floor
Shuibe International
No. 99 Beili North Road
Luohu District
Shenzhen, Guangdong, the PRC

PRINCIPAL PLACE OF BUSINESS IN HONG KONG

Unit 5, 17/F, China Merchants Tower
Shun Tak Centre
168-200 Connaught Road Central
Sheung Wan
Hong Kong

COMPANY'S WEBSITE

www.csmall.com

PLACE OF LISTING AND STOCK CODE

The Stock Exchange of Hong Kong Limited
1815

PRINCIPAL BANKERS

China Merchants Bank Co., Ltd.
Industrial Bank Co., Ltd.

AUDITOR

Linkfield CPA Limited
Registered Public Interest Entity Auditors
(Appointed on 19 January 2023)

Moore Stephens CPA Limited
Registered Public Interest Entity Auditors
(Resigned on 19 January 2023)

LEGAL ADVISORS

Hong Kong law:

Sullivan & Cromwell (Hong Kong) LLP

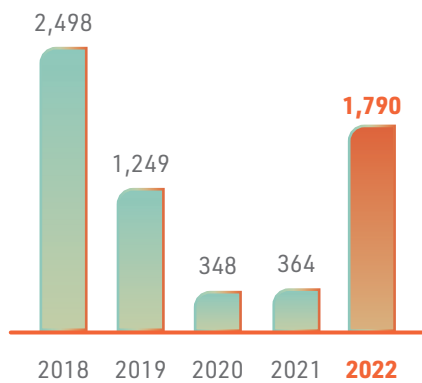
Cayman Islands law:

Ogier

FINANCIAL HIGHLIGHTS

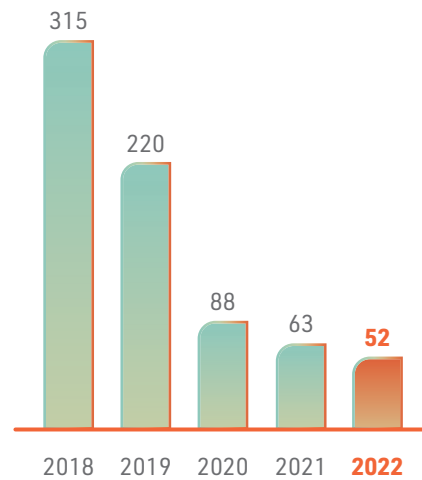
Revenue

RMB million



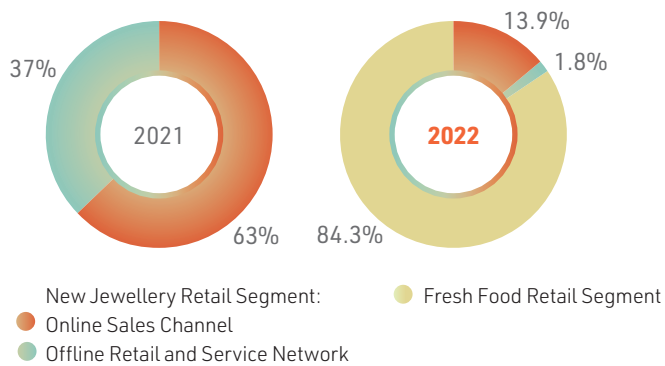
Gross Profit

RMB million



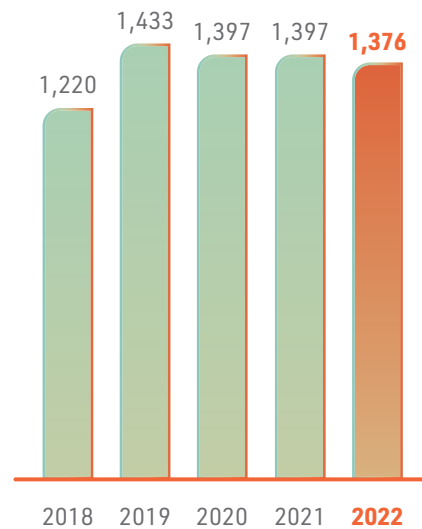
Revenue by Sales Channels

%

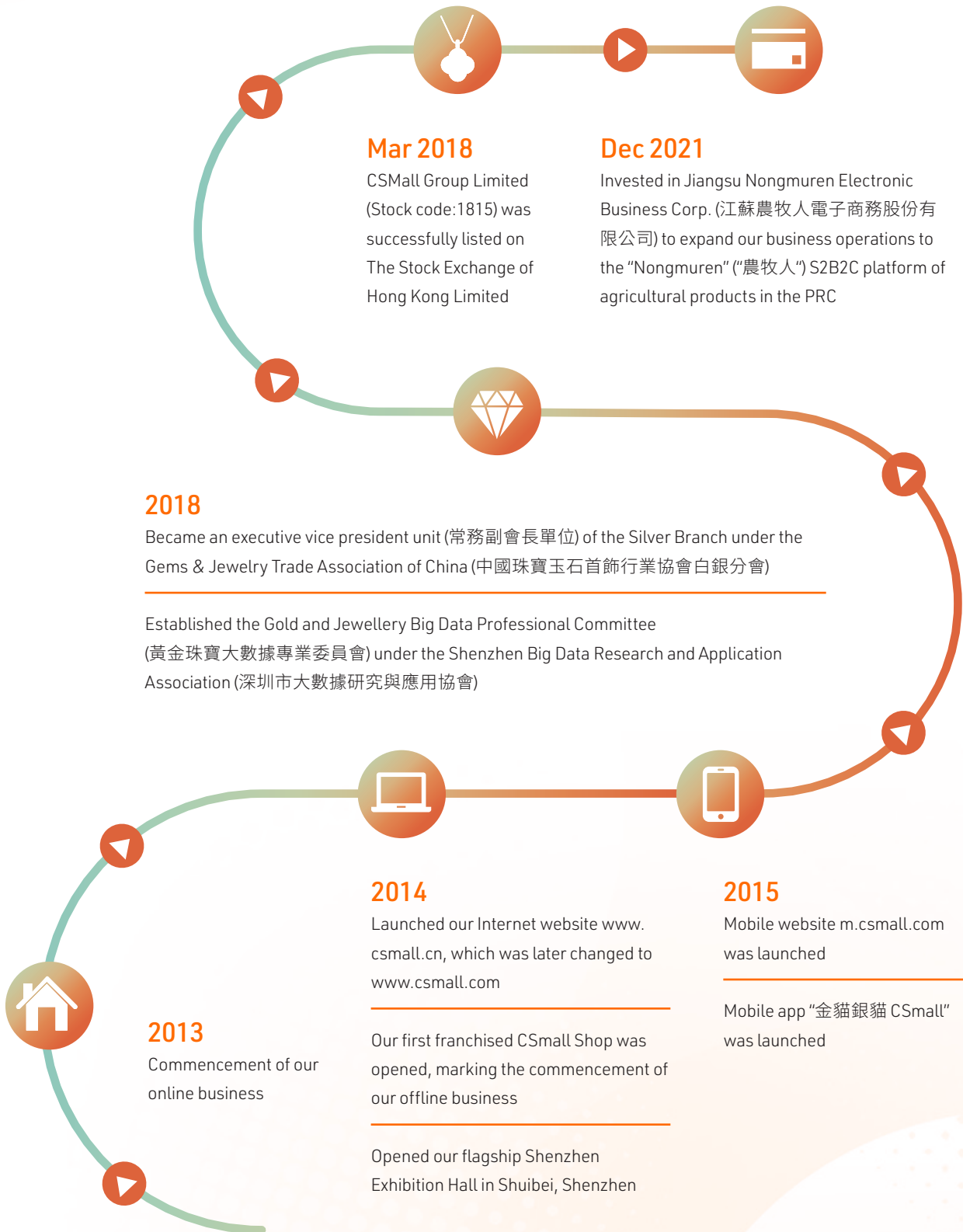


Net Assets

RMB million



OUR MILESTONES



2018

Became an executive vice president unit (常務副會長單位) of the Silver Branch under the Gems & Jewelry Trade Association of China (中國珠寶玉石首飾行業協會白銀分會)

Established the Gold and Jewellery Big Data Professional Committee (黃金珠寶大數據專業委員會) under the Shenzhen Big Data Research and Application Association (深圳市大數據研究與應用協會)

Mar 2018

CSmall Group Limited (Stock code:1815) was successfully listed on The Stock Exchange of Hong Kong Limited

Dec 2021

Invested in Jiangsu Nongmuren Electronic Business Corp. (江蘇農牧人電子商務股份有限公司) to expand our business operations to the "Nongmuren" ("農牧人") S2B2C platform of agricultural products in the PRC

2014

Launched our Internet website www.csmall.cn, which was later changed to www.csmall.com

Our first franchised CSmall Shop was opened, marking the commencement of our offline business

Opened our flagship Shenzhen Exhibition Hall in Shuibei, Shenzhen

2015

Mobile website m.csmall.com was launched

Mobile app "金貓銀貓 CSmall" was launched

2013

Commencement of our online business

SELECTED BRANDS AND PRODUCTS



SELECTED BRANDS AND PRODUCTS



CHAIRMAN'S STATEMENT



Dear shareholders,

On behalf of CSMall Group Limited (the “**Company**” or “**CSMall**”), I am pleased to present the annual results of the Company and its subsidiaries (collectively the “**Group**” or “**we**”) for the financial year ended 31 December 2022 (or the “**current year**”, “**this year**” or “**during the year**”) together with the comparative figures for the year ended 31 December 2021 (or the “**last year**” or “**prior year**”).

BUSINESS REVIEW

2022 was an extraordinary year and the third year since the outbreak of the COVID-19 epidemic (the “**Epidemic**”), when the retail industry experienced too many ups and downs. The internal and external operating environment was under extreme pressure, with many companies in the retail industry making losses and only few making profit.

Against the backdrop of many uncertainties with the changes in the overall domestic and foreign economic situation and the repeated outbreaks of the Epidemic, the New Jewellery Retail segment of the Group, as a typical player in the consumer discretionary sector, was under great pressure. As affected by the Epidemic, the segment revenue decreased by approximately 23.0% as compared with last year. Therefore, the Group has explored and considered suitable business opportunities outside the New Jewellery Retail segment in recent years so as to diversify its business risks. The Group has successfully diversified its business by tapping into the consumer staples sector, being the newly introduced segment this year, the Fresh Food Retail segment. The Fresh Food Retail segment brought encouraging revenue to the Group in 2022. In 2022, the Group recorded revenue of approximately RMB1,790.3 million, representing a significant increase of approximately RMB1,426.1 million as compared to approximately RMB364.2 million for 2021. However, since the new business of the Fresh Food Retail segment was in an early stage of rapid growth, spendings on operating costs were required to expand the sales channels rapidly. For the year ended 31 December 2022, the Group’s loss attributable to owners of the Company was approximately RMB25.6 million (2021: net profit of approximately RMB0.1 million).

CHAIRMAN'S STATEMENT

New Jewellery Retail Segment

In 2022, the outbreak of the Epidemic in many places in the Mainland China had a serious impact on offline retail. The Group slowed down the expansion plan of its offline stores this year, and cautiously selected sites for opening 4 new stores and closed 20 stores in the year. The total number of stores reduced to 22. In the past three years, the Group continued to improve online sales operations by expanding online sales channels and through new marketing models including short video marketing, e-commerce live streaming and online celebrity (KOL) promotion in reliance on the strong traffic of third-party platforms. However, in 2022, the escalated Epidemic prevention and control measures in many places in the Mainland China hindered logistics and transportation, and the e-commerce industry without express delivery was basically put on a halt. In addition, as the relevant national authorities implemented regulations over various e-commerce live streaming platforms and intensified supervision over top streamers who cooperated with the Group previously, the sales through e-commerce live streaming was greatly affected in 2022.

The Group has always embraced diversified product sales. The Group is still optimistic about the room for appreciation and market potential of colored gemstones this year. In particular, as the annual production volume of scarce ruby mines has seen a downward trend, which has intensified the rarity of rubies, the market price of high-quality rubies has increased steadily in the recent years, increasingly demonstrating the investment, value preservation and value appreciation functions of rubies. In particular, high-quality rubies are rare in the market and have become the focus of ruby collectors. Due to the scarcity and the properties of value preservation and value appreciation of rubies, the Group will carefully consider its sales strategy and gradually expand the sales market, and we believe that rubies will see a long-term and stable price increase.

ONLINE SALES CHANNELS

- Third Party Online Sales Channels
- Self-Operated Online Platform (operation suspended)

OFFLINE RETAIL AND SERVICE NETWORK

- CSmall Shops
- Shenzhen Exhibition Hall
- Third-Party Offline Points of Sale

PRODUCT DESIGN, RESEARCH AND DEVELOPMENT AND PRODUCTION

CHAIRMAN'S STATEMENT

Online Sales Channels

(i) Third-party online sales channels

For the year ended 31 December 2022, relying on the strong traffic of third-party platforms, the Group enhanced its online sales through new marketing models including short video marketing, e-commerce live streaming and KOL promotion. For the year ended 31 December 2022, we cooperated with third-party online platforms including JD.com (京東), Suning (蘇寧), Tmall (天貓), WeChat (微信), TikTok (抖音), Xiaohongshu (小紅書) and 15 television and video shopping channels in the PRC to promote and sell our jewellery products. We became a core supplier in the gold, silver and jewellery category of all top television channels, which enabled us to achieve satisfactory sales performance. With a daily coverage of over 100 million home viewers in the PRC, our brand awareness among Chinese viewers of television and video shopping channels was enhanced substantially.

Short-video and KOL promotion has become a vital part of our brand marketing. Their content becomes the core of every aspect of our brand marketing, sales and operation.



(ii) Self-operated online platform

In view of the market climate and habits of consumers, the Group had suspended the operation of the self-operated online platform since last year, so as to reduce operating and promotion expenses and move on to focus on third-party online sales channels.



CHAIRMAN'S STATEMENT

Offline Retail and Service Network

(i) CSmall Shops

We offer intimate on-the-ground sales and services to our customers at our CSmall Shops, including jewellery fitting and maintenance services, which we believe are indispensable to the jewellery shopping experience. For the year ended 31 December 2022, due to the impact of the Epidemic on offline retail sales, the Group slowed down our offline store expansion plan, adjusted the layout of offline business outlets, closed 20 stores and opened 4 new stores. As of 31 December 2022, the Group had 22 CSmall Shops located in 9 provinces and municipalities in the PRC, consisting of 22 franchised CSmall Shops with presence in Beijing, Gansu, Heilongjiang, Henan, Shaanxi, Sichuan, Tibet, Xinjiang and Zhejiang.



CHAIRMAN'S STATEMENT

(ii) Shenzhen Exhibition Hall

We sell products at the Shenzhen Exhibition Hall in Shuibei, Shenzhen, which is generally believed to be home to the PRC's largest and leading jewellery trading and wholesale market. The Shenzhen Exhibition Hall showcases the product designs of our self-owned brands and certain third-party brands, and also serves as an interactive exhibition and sales platform primarily for our wholesale customers as well as franchisees.



(iii) Third-party offline points of sale


We also distribute our jewellery products and provide product customization service through various third-party offline points of sale, which are certain commercial banks we cooperated with.

CHAIRMAN'S STATEMENT

Fresh Food Retail Segment

On 31 December 2021, the Group entered into an investment agreement for investment in Jiangsu Nongmuren Electronic Business Corp.* (江蘇農牧人電子商務股份有限公司) (“**Jiangsu Nongmuren**”) which is the developer and operator of the “農牧人” S2B2C (supply chain to business to customer) platform (“**Nongmuren**”, meaning farmers and herdsmen). The Nongmuren platform, officially launched in May 2021, provides branding and SaaS (software as a service) services along the agricultural supply chain in the PRC.

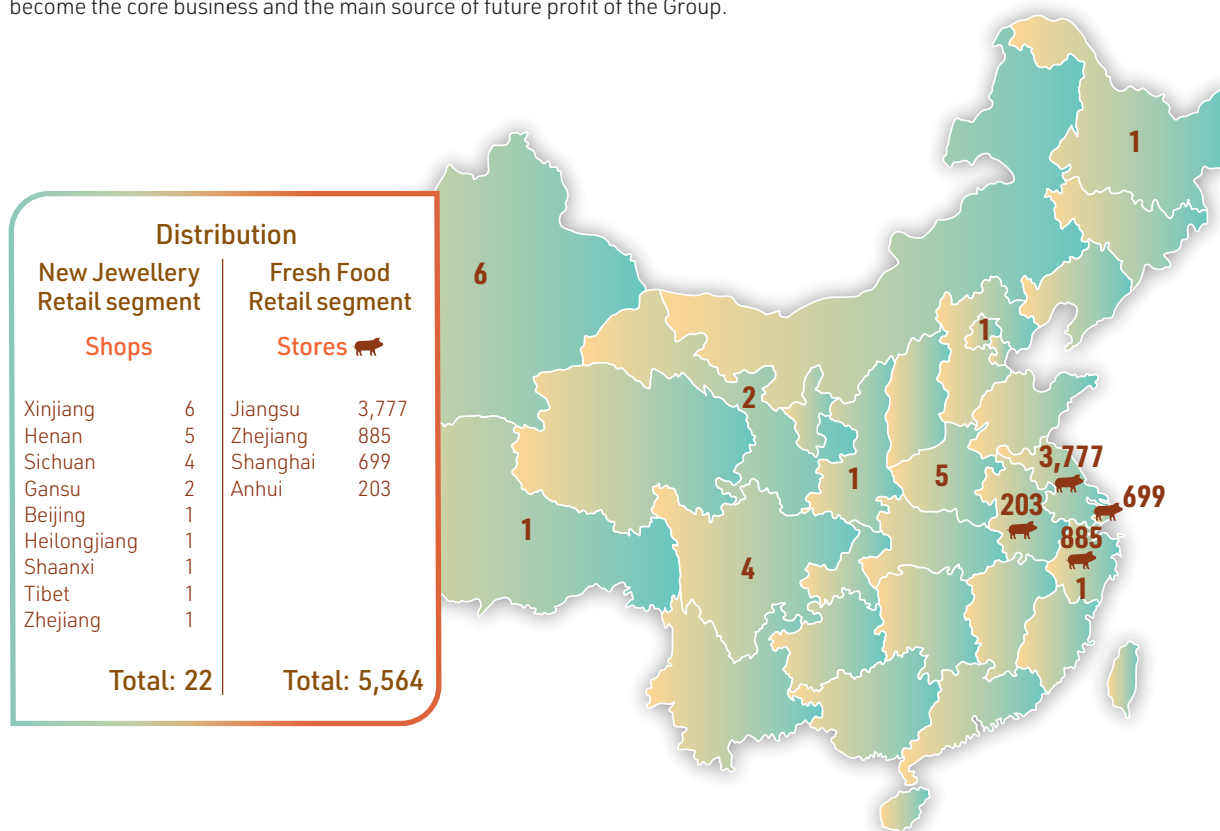
Through the investment, the Group expands its business operations from the retail of jewellery, a non-essential good, to the retail of agricultural products, an essential good, thereby digitally empowering another traditional industry, namely the agricultural products industry, and promoting the modernization of agricultural industry. This business brought encouraging revenue to the Group in 2022.



CHAIRMAN'S STATEMENT

At present, Nongmuren has covered most of the farmers' markets in Suzhou, the PRC with nearly 1,000 stores, and the total number of stores was nearly 5,000 over 16 cities across the country. Leveraging the advantages of the single-product supply chain, Nongmuren launched the "Meat Shopkeeper (肉掌櫃)" platform in 2022 for pork, an everyday product with rigid demand. Digitization was realized for the whole process from fresh pork production to consumption by citizens through empowerment of small and medium-sized businesses by the S2B2C digital supply chain model. For store owners, the purchase price is lower, and the profit margin of trading is higher. For Nongmuren, it can more accurately estimate sales volume, making it easier to achieve zero inventory and reduce storage costs; on the other hand, after the "Meat Shopkeeper" platform arranges delivery, Nongmuren can save substantial costs on self-built warehouses and cold chains through cooperation with stall owners and merchants in terms of logistics and distribution, with merchants in charge of logistics and distribution. The stalls and stores at farmers' markets join the "Meat Shopkeeper" platform without any franchise fees, and they place orders from channels of Nongmuren and are subject to assessment and supervision through the "Nongmuren - Meat Shopkeeper (農牧人—肉掌櫃)" application. Directly from slaughterhouses to stall owners at farmers' markets, with end-to-end communication between stall owners and pork producers, followed by direct supply of meat through cold chain logistics systems, the two intermediate layers of wholesaling are eliminated. Also, by empowering mom-and-pop stores, Nongmuren does not require any preposition warehouses (i.e. in-town service stations for storage and distribution), thus saving the burden of contract performance costs. With the reduction in the layers of circulation, consumers can enjoy lower prices.

In 2022, as the Nongmuren "Meat Shopkeeper" platform was still in the initial stage of rapid growth, the business-end channels had been expanded quickly through subsidies and incentives to acquire a large number of customer-end users. In 2022, the Nongmuren fresh S2B2C business only relied on the single pork product of the "Meat Shopkeeper" to overcome the severe impact of the Epidemic in core markets such as Shanghai and Jiangsu. Approximately 5,000 stores were opened and revenue of approximately RMB1,509.8 million was recorded, representing approximately 84.3% of the Group's revenue for 2022. The business is expected to become the core business and the main source of future profit of the Group.



CHAIRMAN'S STATEMENT

PROSPECTS

Looking to the future, a continued focus on digital marketing is one of the keys for the Group to promote sustainable growth. The Group's New Jewellery Retail segment and Fresh Food Retail segment are both new empowerments for traditional industries through digital marketing. For the Fresh Food Retail segment, Nongmuren Meat Shopkeeper (農牧人肉掌櫃) stores will be operated in a refined manner. A complete digital system covering pig farming to pork sales at in-town stores will be provided through S2B2C/F2B2C (farm to business to customer): each city will have an independent management system that encompasses store renovation, cash register system, electronic scales and other hardware and software facilities.

In the first half of 2022, for the Fresh Food Retail segment, the Nongmuren Meat Shopkeeper platform implemented the single-city operation model and simultaneously expanded its coverage through opening new stores in more cities, essentially reaching the scale of centralized procurement. In the second half of 2022, the focus was placed on optimizing and improving the single store model and delving deeper into the supply chain to directly procure from producers, so as to empower stores with product supply capabilities that come with higher stability, guaranteed quality and competitive prices; the store community operation model was completed to enable stores to increase their revenue, thus improving profitability at a single-store or single-city level. Stores will be further empowered in terms of branding, marketing, supply chain, informatization and other aspects, with a focus on improving the operations of stores as a community and strengthening community-based supply chain capabilities, thereby continuously boosting store revenue growth through the monetization of private domain traffic in store communities. At present, the fresh food category mainly focuses on the single product of pork. Pork is one of the largest fresh single products in the PRC. About 700 million pigs are slaughtered every year, and the retail scale exceeds RMB2 trillion. Therefore, there is sufficient market scale and room for profitability. In 2022, Nongmuren already achieved remarkable performance with the pork-based "Meat Shopkeeper" only. In 2023, Nongmuren plans to successively launch new platforms for other fresh food categories such as "Cow Shopkeeper (牛掌櫃)", "Sheep Shopkeeper (羊掌櫃)", "Fish Shopkeeper (魚掌櫃)" and "Noodle Shopkeeper (麵掌櫃)" to continue to replicate its business model for beef, mutton, seafood, fresh noodles and other major single products and increase its market share.

The Group is also looking for new business growth drivers for its New Jewellery Retail segment. In particular, its SISI brand has started to focus on the green and environmentally friendly pet hair lab-grown diamond product category. Leveraging on the price advantages, environmental friendliness, wide variety (with colored diamonds and special-shaped diamonds), high-tech sense and other attributes of lab-grown diamonds, we have put forward the brand concept of "planting love for it (為它種愛)" for the first time, whereby we will cultivate pet hair into diamonds and integrate the love for pets through advanced technologies by growing diamonds with the DNA of pets. As of 2022, according to the 2020 White Paper on the Pet Industry in China, the number of registered pets in the PRC has exceeded 110 million, and the number of pets not covered by statistics is even larger. The market size of the pet industry in the PRC is expected to reach RMB449.5 billion by 2024. In 2022, the average annual per-pet consumption spending of pet owners in first- and second-tier cities reached RMB3,000 to RMB10,000. With the focus on the pet market with a size of hundreds of billion of Renminbi, the Group will roll out pet DNA diamonds under its SISI brand, targeting at young pet owners. By extracting a small amount of pet hair as "seeds", the invisible love and limited time between pets and their owners will be cultivated into unique customized diamonds by authoritative diamond synthesis laboratories. In contrast to traditional jewellery sales channels, we will promote this to-be-popularized brand through online new media, and recruit offline city agents, so that pet stores, pet hospitals and their private domain traffic will become the promoters and sellers of SISI pet DNA diamonds. With part of the high gross profit margin of lab-grown diamonds to be shared with channel dealers, the sales channels will be quickly expanded. Moreover, given its customized nature, this product will not require a large amount of inventory to be stockpiled, and the advantage of low operating costs will become the highlight of this new business.

CHAIRMAN'S STATEMENT

Besides, apart from synthetic lab-grown diamonds, the Group will continue to be optimistic about the room for appreciation and market potential of colored gemstones. Due to the scarcity and the properties of value preservation and value appreciation of rubies, the Group will carefully consider its sales strategy and gradually expand the sales market, and rubies will see a long-term and stable price increase.

In view of the huge impact of the Epidemic on the jewellery retail industry in recent years and the many uncertainties in the post-Epidemic era, the Group also explores and considers suitable business opportunities inside and outside of the jewellery industry from time to time to diversify its business risks, in order to enable the Group to expand its experience, capabilities and resources in the new Internet retail field to other vertical Internet fields and make its business more diversified. The Group expects that the three-year shadow cast by the Epidemic will soon dissipate. We expect consumption in the Chinese market to rise moderately this year. With the expansion into new business areas, the Group is confident that it will continue to bring good returns to shareholders in the future.

Chen He

Chairman

Hong Kong, 28 March 2023

MANAGEMENT DISCUSSION AND ANALYSIS



FINANCIAL REVIEW

Revenue

The revenue of the Group for the year ended 31 December 2022 was approximately RMB1,790.3 million (2021: RMB364.2 million), representing a significant increase of approximately 391.6% from that of 2021, mainly due to strong contribution from the newly acquired Fresh Food Retail segment despite part of the increase being offset by the weaker performance from New Jewellery Retail segment.

	2022		2021	
	Revenue RMB'000	% of revenue	Revenue RMB'000	% of revenue
New Jewellery Retail Segment				
<i>Online Sales Channels</i>				
Third-party online sales channels	248,731	13.9%	227,310	62.4%
Self-operated online platform	-	0.0%	1,145	0.3%
	248,731	13.9%	228,455	62.7%
<i>Offline Retail and Service Network</i>				
CSmall Shops	853	0.1%	13,847	3.8%
Shenzhen Exhibition Hall	30,920	1.7%	121,755	33.5%
Third-party offline points of sale	-	0.0%	130	0.0%
	31,773	1.8%	135,732	37.3%
Fresh Food Retail Segment	1,509,807	84.3%	-	-
Total	1,790,311	100.0%	364,187	100.0%

MANAGEMENT DISCUSSION AND ANALYSIS

New Jewellery Retail Segment

Online Sales Channels

During the year, the online sales channels recorded sales of approximately RMB248.7 million (2021: RMB228.5 million), representing an increase of approximately 8.9%. This was mainly due to the increase in sales through third-party online sales channels since the Group has cooperated with various top livestreaming sales influencer in the PRC to achieve more sales exposure during the year.

Offline Retail and Service Network

During the year, we closed 20 stores and opened 4 new stores, and the offline retail and service network recorded sales of approximately RMB31.8 million (2021: RMB135.7 million), representing a significant decrease of approximately 76.6%, mainly due to the closure of most of our physical CSmall Shops this year which align with the change of our sales strategy from offline sales to online sales and the decrease in sales from Shenzhen Exhibition Hall due to the worsened economic conditions and the change in consumer behaviour from offline shopping to online shopping. Also, the resurgence of COVID-19 in various parts of the PRC during the year which resulted in temporary business suspensions also had a negative effect on our performance in the offline retail and service network segment.

Fresh Food Retail Segment

During the year, the newly acquired Fresh Food Retail segment, which conducts integrated online-and-offline sales of fresh food in the PRC, and provides related electronic platforms and branding and SaaS (software as a service) services along the agricultural supply chain in the PRC, recorded sales of approximately RMB1,509.8 million (2021: nil).

Cost of Sales and Services Provided

Cost of sales and services provided significantly increased from approximately RMB301.1 million for the year ended 31 December 2021 to approximately RMB1,737.9 million for the year ended 31 December 2022, representing a significant increase of approximately 477.2%, mainly due to the contribution from the newly acquired Fresh Food Retail segment for the year.

Gross Profit and Gross Profit Margin

We recorded gross profit of approximately RMB52.4 million for the year ended 31 December 2022 (2021: RMB63.1 million), a decrease of approximately 17.0% as compared to that of 2021 and the gross profit margin also decreased from approximately 17.3% to approximately 2.9%, mainly due to the increase of sales from the new Fresh Food Retail segment which has a lower gross profit margin.

Other Income, Gains and Losses

Other income decreased to approximately RMB1.8 million for the year ended 31 December 2022 from approximately RMB2.2 million for the year ended 31 December 2021, the amount mainly represented the bank interest income and government grants received during the year.

Other gains and losses increased to a net loss of approximately RMB2.4 million for the year ended 31 December 2022 from a net loss of approximately RMB1.0 million for the year ended 31 December 2021. In the current year, the amounts mainly represented the net exchange losses.

MANAGEMENT DISCUSSION AND ANALYSIS

Selling and Distribution Expenses

Selling and distribution expenses increased by approximately 40.8% from approximately RMB29.7 million for the year ended 31 December 2021 to approximately RMB41.8 million for the year ended 31 December 2022, primarily contributed by the increase in selling and distribution expenses contributed from the Fresh Food Retail segment which outweighed the decrease in the selling and distribution expenses in the New Jewellery Retail segment.

Administrative Expenses

Administrative expenses increased by approximately 6.9% from approximately RMB34.5 million for the year ended 31 December 2021 to approximately RMB36.9 million for the year ended 31 December 2022. The closure of most of the physical CSmall Shops has resulted in a general decrease in administrative expenses of the New Jewellery Retail segment during the year, however, the effect was outweighed by the increase in administrative expenses contributed from the new Fresh Food Retail segment during the year.

Income Tax Expense

The amount decreased primarily due to the decrease in assessable profit.

(Loss) Profit Attributable to Owners of the Company

For the year ended 31 December 2022, we recorded a loss attributable to owners of the Company of approximately RMB25.6 million (2021: profit of approximately RMB0.1 million). Such turnaround from profit to loss is mainly attributable to (i) in respect of the Group's New Jewellery Retail segment, the volume of sales decreased during the year primarily due to temporary business suspensions and further weakened consumer sentiment in the PRC; (ii) in respect of the Group's Fresh Food Retail segment, which began to be consolidated as a non-wholly-owned subsidiary of the Company on 10 January 2022, its "Nongmuren" S2B2C platform was still in an expansion stage with a focus on expanding the network of collaborative stores and had not started to generate a net profit during the year; and (iii) there was a net reversal of impairment loss under expected credit loss model recorded as an income of approximately RMB8.7 million in last year, where this year there was a provision of such impairment loss recorded as an expense of approximately RMB1.5 million.

MANAGEMENT DISCUSSION AND ANALYSIS

Inventories, Trade Receivables and Trade Payables Turnover Cycle

The Group's inventories mainly comprise silver bars, colored gemstones, jewellery products, gold bars and fresh food products. For the year ended 31 December 2022, inventory turnover days were approximately 207.1 days (for the year ended 31 December 2021: 988.7 days). The decrease was attributable to the introduction of the sales of fresh food products under the new Fresh Food Retail segment which generally has a shorter turnover cycle.

The turnover days for trade receivables for the year ended 31 December 2022 were approximately 4.5 days (for the year ended 31 December 2021: 51.6 days), the decrease in turnover days was mainly due to the newly acquired Fresh Food Retail segment which generally granted a relatively shorter credit terms for its customers than other segments.

The turnover days for trade payables for the year ended 31 December 2022 were approximately 6.7 days (for the year ended 31 December 2021: 54.1 days), the decrease was mainly due to the newly acquired Fresh Food Retail segment which has a relatively shorter repayment terms from its suppliers.

Bank Borrowings

As of 31 December 2022, the Group's bank borrowings balance amounted to approximately RMB84.1 million (as of 31 December 2021: nil), of which approximately RMB10.1 million of bank borrowings was carried at fixed interest rate and approximately RMB74.0 million was carried at floating interest rate. The bank borrowings would be due for repayment within one year.

The Group's net gearing ratio was calculated on the basis of the bank borrowing less bank balances and cash as a percentage of total equity. As of 31 December 2022, the Group was in a net cash position with a net gearing ratio of approximately -28.4% (as of 31 December 2021: -22.4%).

Capital Expenditures

For the year ended 31 December 2022, the Group invested approximately RMB0.8 million in property, plant and equipment (2021: RMB14.7 million).

For the year ended 31 December 2022, the Group did not pay additional deposits and other direct cost in relation to the acquisition of land use right (2021: RMB30.9 million).

Pledge of Assets

As at 31 December 2022, none of the Group's assets was pledged (2021: nil).

MANAGEMENT DISCUSSION AND ANALYSIS

Capital Commitments

	2022 RMB'000	2021 RMB'000
Capital expenditure in respect of acquisition of contracted for but not provided in the consolidated financial statements:		
Plant and equipment	-	140

Contingent Liabilities

During the year, Jiangxi Jiyin Company Limited (江西吉銀實業有限公司) (“**Jiangxi Jiyin**”), a subsidiary of the Group, provided a corporate guarantee of RMB250,000,000 to Jiangxi Longtianyong, a fellow subsidiary of the Group and a subsidiary of China Silver Group Limited (stock code: 815) (“**China Silver Group**”), to obtain a bank borrowing. If Jiangxi Longtianyong fails to repay the bank borrowing based on the borrowing terms in the borrowing agreement, Jiangxi Jiyin will become liable to compensate such bank accordingly (for the year ended 31 December 2021: nil).

Employees

As of 31 December 2022, the Group employed 280 staff members (as of 31 December 2021: 176 staff members) and the total staff cost for the year ended 31 December 2022 amounted to approximately RMB31.5 million (2021: RMB21.0 million). The increase was mainly due to the contribution from the new Fresh Food Retail Segment in the current year. The Group’s remuneration packages are in line with the current laws in the relevant jurisdictions, the experience and qualifications of individual employees and the general market conditions. Bonuses are linked to the Group’s financial results as well as to individual performances. The Group ensures that adequate training and professional development opportunities are provided to all employees so as to satisfy their career development needs.

Liquidity and Financial Resources

The Group maintained a healthy liquidity position during the year. The Group was principally financed by internal resources, net proceeds received from the global offering of the Company in 2018 (the “**Global Offering**”), net proceeds received from the strategic issuance of the Company to Mr. Yao Runxiong in 2019 (the “**Strategic Issuance**”) and bank borrowings. The Group’s principal financial instruments comprise bank balances and cash, trade and other receivables, as well as trade and other payables and bank borrowings. As of 31 December 2022, the bank balances and cash, net current assets and total assets less current liabilities were approximately RMB475.2 million (as of 31 December 2021: RMB312.6 million), RMB1,338.9 million (as of 31 December 2021: RMB1,372.0 million) and RMB1,379.2 million (as of 31 December 2021: RMB1,402.3 million), respectively.

Dividend

No final dividend for the year ended 31 December 2022 was proposed (2021: nil).

MANAGEMENT DISCUSSION AND ANALYSIS

Significant Investment Held, Material Acquisition and Disposal

Entering into the Investment Agreement in relation to acquisition of the 51% effective ownership in Jiangsu Nongmuren (the "Target Company")

On 31 December 2021, Shenzhen Guojintongbao Company Limited* (深圳國金通寶有限公司) ("Shenzhen Guojintongbao", a wholly-owned subsidiary of the Group), Bric (Suzhou) Agriculture Information Technology Co., Ltd.* (布瑞克(蘇州)農業互聯網股份有限公司) ("Bric Suzhou", as an existing shareholder of the Target Company), Suzhou Nonggou Daohe Investment Management Center (Limited Partnership)* (蘇州農購道合投資管理中心(有限合夥)) ("Suzhou Nonggou Daohe", as an existing shareholder of the Target Company), Mr. Sun Tong (as the actual controller of Bric Suzhou and Suzhou Nonggou Daohe) and the Target Company entered into an investment agreement (the "Investment Agreement"), pursuant to which Shenzhen Guojintongbao shall obtain 51% effective ownership in the Target Company in consideration for the capital injection of RMB26,000,000 payable in cash to the Target Company in two installments of which the first installment of RMB6,000,000 shall be paid on or before 10 January 2022 and the second installment of RMB20,000,000 shall be paid on or before 31 May 2022.

On 10 January 2022, the Group made the first installment of capital injection in an amount of RMB6,000,000 to the Target Company. On 2 April 2022, the Group made a further capital injection of RMB3,000,000 out of the second installment of RMB20,000,000 to the Target Company. Since the Target Company's pace of business expansion during 2022 was slowed down by the resurgence of COVID-19 in various parts of the PRC, the Group has not made the remaining RMB17,000,000 out of the second installment of capital injection as at the date of this report, and the exact timing of making such capital injection will depend on the Target Company's actual funding needs.

Incorporated in 2015, the Target Company is the developer and operator of the "農牧人" ("Nongmuren", meaning farmers and herdsmen) S2B2C platform officially launched in May 2021, which conducts integrated online-and-offline sales of fresh food in the PRC, and provides related electronic platforms and branding and SaaS (software as a service) services along the agricultural supply chain in the PRC.

On 10 January 2022, all of the conditions precedent under the Investment Agreement were fulfilled and completion of the transaction contemplated under the Investment Agreement (other than the payment of the second installment of the capital injection to the Target Company) took place accordingly. Immediately upon completion, the Target Company is consolidated as a non-wholly-owned subsidiary of the Group with 51% effective ownership. Further details of the transaction are set out in the joint announcements dated 31 December 2021 and 10 January 2022.

Save as disclosed above, the Group did not hold any significant investment nor did the Group carry out any significant acquisition and disposal during the year ended 31 December 2022.

Significant Event after the Reporting Period

There is no material subsequent event after the reporting period.

Closure of Register of Members

The register of members of the Company will be closed from Monday, 12 June 2023 to Thursday, 15 June 2023 (both days inclusive), during which period no transfer of shares will be effected. In order to qualify for the right to attend and vote at the annual general meeting to be held on Thursday, 15 June 2023, all transfers accompanied by the relevant share certificates must be lodged with the Company's share registrar in Hong Kong, Computershare Hong Kong Investor Services Limited, at Shops 1712-1716, 17th Floor, Hopewell Centre, 183 Queen's Road East, Wanchai, Hong Kong, no later than 4:30 p.m. on Friday, 9 June 2023 for registration of transfer.

BIOGRAPHIES OF DIRECTORS AND SENIOR MANAGEMENT

EXECUTIVE DIRECTORS

Mr. CHEN He (陳和), aged 38, is our Chairman, executive Director and chief executive officer. Mr. Chen was appointed as an executive Director of the Company in February 2017. Mr. Chen joined the Group as a co-deputy general manager of Shenzhen Guoyintongbao Company Limited (深圳國銀通寶有限公司) (“**Shenzhen Guoyintongbao**”) in October 2013, and has been serving as a president of the Group since July 2015. Mr. Chen has been the driving force behind our development, growth and expansion and is primarily responsible for the overall management of our Group and for directing strategic developments and business plans of our Group. Mr. Chen is currently a director of several of our principal operating subsidiaries, namely Shenzhen Guoyintongbao, Shenzhen Guojintongbao and Jingning Sheyin Culture Company Limited (景寧畚銀文化有限公司).

Prior to joining the Group, Mr. Chen served as the supervisor of the procurement department of Jiangxi Longtianyong Nonferrous Metals Co., Ltd. (江西龍天勇有色金屬有限公司) (“**Longtianyong**”) from January 2006 to December 2010, and served as the manager of the procurement department of the same company from January 2011 to September 2013.

Mr. Chen graduated from Shandong University in Shandong Province, the PRC in January 2014 after completing a bachelor degree course in business administration through long distance learning. He has been a candidate of the executive master of business administration program at the Faculty of Management of Xiamen University, in Xiamen, the PRC, since October 2011 till present.

Mr. QIAN Pengcheng (錢鵬程), aged 39, was appointed as an executive Director of the Company in February 2017. He has also been the financial manager of the Group since he joined the Group in October 2013. Mr. Qian is responsible for managing the financial department of the Group. Prior to joining the Group, Mr. Qian worked as a financial clerk at Longtianyong, from January 2006 to December 2010, and served as the financial supervisor of Longtianyong from January 2011 to September 2013.

Mr. Qian graduated from Shandong University in Shandong Province, the PRC in January 2014 after completing a bachelor degree course in business administration through long distance learning. He has been a candidate of the executive master of business administration program at the Faculty of Management of Xiamen University, in Xiamen, the PRC, since October 2011 till present.

BIOGRAPHIES OF DIRECTORS AND SENIOR MANAGEMENT

INDEPENDENT NON-EXECUTIVE DIRECTORS

Mr. YU Leung Fai (余亮暉), aged 46, was appointed as an independent non-executive Director of the Company in November 2021. Mr. Yu is a member of the American Institute of Certified Public Accountants, Certified Practising Accountants of Australia (not practicing) and the Hong Kong Institute of Certified Public Accountants. He is also a Certified Trust Practitioner of the Hong Kong Trustees' Association. Mr. Yu obtained a bachelor's degree in commerce from University of Toronto, Canada in June 2000 and a bachelor's degree in law from University of London, the United Kingdom in August 2005. Mr. Yu has over 22 years of experience in the corporate services field. Mr. Yu is currently the managing partner of Fung, Yu & Co. CPA Limited, which he joined in 2001. He previously worked as an auditor at Deloitte Touche Tohmatsu.

Mr. Yu has been a joint company secretary of Beijing Media Corporation Limited (a company listed on the Main Board of The Stock Exchange of Hong Kong Limited (the "Stock Exchange"), stock code: 1000) since 2010, the company secretary of Yuanda China Holdings Limited (a company listed on the Main Board of the Stock Exchange, stock code: 2789) since 2012, and a joint company secretary and successively the company secretary of Sany Heavy Equipment International Holdings Company Limited (a company listed on the Main Board of the Stock Exchange, stock code: 631) since 2017. He has also been an independent non-executive director of Realord Group Holdings Limited (a company listed on the Main Board of the Stock Exchange, stock code: 1196) since 2014, an independent non-executive director of Dowway Holdings Limited (a company listed on the GEM of the Stock Exchange, stock code: 8403) since 2019, an independent non-executive director of The Sincere Company, Limited (a company listed on the Main Board of the Stock Exchange, stock code: 244) since June 2021, and an independent non-executive director of Timeless Software Limited (a company listed on the GEM of the Stock Exchange, stock code: 8028) since March 2023.

Mr. HU Qilin, aged 52, was appointed as an independent non-executive Director of the Company in March 2018. Mr. Hu is primarily responsible for supervising and providing independent judgment and analysis to the Board. Mr. Hu has substantial experience in the area of internet finance, corporate management and operations. He served as the general manager of BaiduPay Science and Technology Co., Ltd., a subsidiary of Baidu, in Beijing, the PRC from August 2016 till January 2017. Mr. Hu served as a Venture Partner of Sequoia Capital Consulting (Beijing) Co., Ltd. from March 2017 to October 2018. Mr. Hu served as a Managing Director of HINA Investment (Beijing) Group, Ltd. from November 2018 to May 2020. Mr. Hu has served as a Venture Partner of Advantech Capital since January 2021.

In the period of September 2013 till October 2015, Mr. Hu served as a deputy general manager at TenPay, a subsidiary of Tencent, in Shenzhen of the PRC, and then from October 2015 till July 2016, he served as a chief operations officer at Ping An FinTech Ltd., a subsidiary of Ping An, in Shanghai of the PRC.

Mr. Hu obtained a bachelor degree in computer science from Nankai University in Tianjin, the PRC in July 1992, and a master degree in science from the University of Iowa in the United States in May 1996. In September 2016, Mr. Hu obtained an executive master of business administration degree at the Cheung Kong Graduate School of Business (長江商學院) in the PRC.

BIOGRAPHIES OF DIRECTORS AND SENIOR MANAGEMENT

Mr. ZHANG Zuhui (張祖輝), aged 50, was appointed as an independent non-executive Director of the Company in March 2018. Mr. Zhang is responsible for supervising and providing independent judgment and analysis to the Board.

Mr. Zhang has served as a secretary general at Shenzhen City Gold and Jewellery Culture Research Association from August 2013 till present. During the period of January 2003 to December 2012, Mr. Zhang worked at China Golden Post. Mr. Zhang first served as a journalist, and then as a co-supervisor at the news editorial centre, and later as a supervisor at the Shenzhen news centre of China Golden Post.

In June 1995, Mr. Zhang graduated from Hubei University in Hubei Province, the PRC, with a college education in Chinese language and literature through long distance learning. In April 2010, Mr. Zhang obtained a Senior Gold Investment Analyst qualification from the Occupational Skills and Testing Authority of the Ministry of Human Resources and Social Security of the PRC.

SENIOR MANAGEMENT

Mr. Chan Hon To (陳瀚濤), aged 46, was appointed as the chief financial officer of the Group in May 2019. He is responsible for the overall financial management, tax, treasury, investor relations and corporate finance matters of the Group. He has over 20 years of experience in auditing, accounting, corporate finance, investor relations, funding raisings and company secretaryship. Prior to joining the Group, he held senior management positions as vice president-strategic investment, chief financial officer and group financial controller in several listed companies in Hong Kong. He has also gained extensive experience in auditing and initial public offering exercise during his service with Deloitte Touche Tohmatsu in Hong Kong and the United States of America from 2002 to 2009. He is a Fellow Member of the Association of Chartered Certified Accountants and a Certified Public Accountant of the Hong Kong Institute of Certified Public Accountants.

CORPORATE GOVERNANCE REPORT

CODE OF CORPORATE GOVERNANCE PRACTICE

The Company is committed to ensuring that its affairs are conducted in accordance with high ethical standards. This reflects its belief that, in the achievement of its long-term objectives, it is imperative to act with probity, transparency and accountability. By so acting, the Company believes that shareholder wealth will be maximised in the long term and that its employees, those with whom it does business and the communities in which it operates will all benefit.

Corporate governance is the process by which the Board instructs management of the Group to conduct its affairs with a view to ensuring that its objectives are met. The Board is committed to maintaining and developing robust corporate governance practices that are intended to ensure:

- satisfactory and sustainable returns to the shareholders of the Company;
- that the interests of those who deal with the Company are safeguarded;
- that overall business risk is understood and managed appropriately;
- the delivery of high-quality products and services to the satisfaction of customers; and
- that high standards of ethics are maintained.

The Company is committed to maintaining high standard of corporate governance to safeguard the interests of the shareholders of the Company and to enhance corporate value and responsibility. As at the date of this report, the Board comprises two executive Directors and three independent non-executive Directors. The Board has adopted the code provisions of the Corporate Governance Code (the “CG Code”) set out in Appendix 14 to the Rules Governing the Listing of Securities on The Stock Exchange of Hong Kong Limited (the “Listing Rules”). Throughout the year ended 31 December 2022, the Company has complied with the code provisions under the CG Code except for code provision C.2.1.

Code provision C.2.1 of the CG Code provides that the roles of chairman and chief executive officer should be separate and should not be performed by the same individual.

Mr. Chen He is currently both the chairman of the Board and chief executive officer of the Company. He has been leading the Group for many years since he joined the Group in 2013. He has been the driving force behind the Group’s development, growth and expansion and is primarily responsible for the overall management of the Group and for directing strategic developments and business plans of the Group. In light of the above, all of the Directors consider Mr. Chen He to be the best candidate for both positions and that such arrangement is beneficial to and in the best interests of the Group and the shareholders of the Company as a whole.

The Board will continue to review the situation and consider splitting the roles of chairman and chief executive officer of the Company in due course after taking into account of the then overall circumstances of the Group.

CORPORATE GOVERNANCE REPORT

MODEL CODE FOR SECURITIES TRANSACTIONS

The Company has adopted the Model Code for Securities Transactions by Directors of Listed Issuers (the “**Model Code**”) as set out in Appendix 10 to the Listing Rules as the code of conduct for Directors in their dealings in the securities of the Company.

Having made specific enquiry with all the Directors, all the Directors confirmed that they have complied with the required standard of dealings as set out in the Model Code during the year ended 31 December 2022.

BOARD OF DIRECTORS

(i) Board Composition

The Company is headed by an effective Board which assumes responsibility for its leadership and control and be collectively responsible for promoting the Company's success by directing and supervising the Company's affairs. Directors take decisions objectively in the best interests of the Company.

The Board has a balance of skills, experience and diversity of perspectives appropriate to the requirements of the Company's business and regularly reviews the contribution required from a Director to perform his responsibilities to the Company and whether the Director is spending sufficient time performing them that are commensurate with their role and the Board responsibilities. The Board includes a balanced composition of executive Directors and non-executive Directors so that there is a strong independent element on the Board, which can effectively exercise independent judgement.

As at the date of this report, the Board comprised two executive Directors and three independent non-executive Directors as follows:

Executive Directors

Mr. Chen He (*Chairman and Chief Executive Officer*)
Mr. Qian Pengcheng

Independent Non-executive Directors

Mr. Hu Qilin
Mr. Zhang Zuhui
Mr. Yu Leung Fai

To the best knowledge of the Company, there is no financial, business or family relationship among the members of the Board.

The executive Directors, with assistance from the senior management, form the core management team of the Company. The executive Directors have the overall responsibility of formulating the business strategies and development plan of the Group and the senior management are responsible for supervising and executing the plans of the Company and its subsidiaries.

CORPORATE GOVERNANCE REPORT

(ii) Board Functions and Duties

The principal functions and duties conferred to the Board include:

- convening general meetings and reporting the Board's work at general meetings;
- implementing resolutions passed by the shareholders of the Company in general meetings;
- deciding on business plans and investment plans;
- preparing annual financial budgets and final reports;
- formulating proposals for profit distributions, recovery of losses and for increases or reductions in the registered capital; and
- exercising other powers, functions and duties conferred by shareholders of the Company in general meetings.

(iii) Management Functions and Duties

The management is responsible for implementing the strategies and plans adopted by the Board. Executive Directors and management personnel meet regularly to review the performance of the business of the Group as a whole, co-ordinate overall resources and make financial and operational decisions.

The Board is also entrusted with the overall responsibility of developing, maintaining and reviewing sound and effective corporate governance within the Group and is committed to ensuring that an effective corporate governance is put in place and continuously reviewing and improving the corporate governance practices within the Group.

(iv) Board Meetings

During the year ended 31 December 2022, there were four board meetings held, at which the Directors approved, among other things, the annual results of the Group for the year ended 31 December 2021 and the interim results of the Group for the six months ended 30 June 2022.

Prior notices convening the board meeting were despatched to the Directors before the board meetings setting out the matters to be discussed. At the meetings, the Directors were provided with the relevant documents to be discussed and approved to enable the Directors to make informed decisions.

CORPORATE GOVERNANCE REPORT

(v) Attendance Record

The following is the attendance record of the Directors at board meetings and the general meetings of the Company during the year ended 31 December 2022:

	Attendance at meetings	
	Board meetings	Annual general meeting
Executive Directors		
Mr. Chen He (<i>Chairman</i>)	4/4	1/1
Mr. Qian Pengcheng	4/4	1/1
Independent Non-executive Directors		
Mr. Hu Qilin	4/4	1/1
Mr. Zhang Zuhui	4/4	1/1
Mr. Yu Leung Fai	4/4	1/1

(vi) Independent Non-executive Directors

In compliance with Rules 3.10(1) and 3.10A of the Listing Rules, the Company has appointed three independent non-executive Directors representing at least one-third of the Board. The Board considers that all independent non-executive Directors have appropriate and sufficient industry or finance experiences and qualifications to carry out their duties so as to protect the interests of the shareholders of the Company. Among the three independent non-executive Directors, one of them has appropriate professional qualifications in accounting or related financial management expertise as required by Rule 3.10(2) of the Listing Rules.

The Company has also received a written annual confirmation from each of the independent non-executive Directors in respect of their independence pursuant to Rule 3.13 of the Listing Rules. The Company, based on such confirmations, considers that all independent non-executive Directors are independent with reference to the guidelines stated in the Listing Rules.

(vii) Appointment and Re-election of Directors

Each of the executive Directors has entered into a service agreement with the Company for an initial term of three years commencing from 13 March 2018 and the term has been renewed for a further period of three years commencing from 13 March 2021, which is terminable by not less than three months' notice in writing served by either party on the other.

CORPORATE GOVERNANCE REPORT

Both Mr. Hu Qilin and Mr. Zhang Zuhui have signed a letter of appointment with the Company for an initial term of three years commencing from 13 March 2018. The term has been renewed for a period of one year commencing from 13 March 2021, and has been renewed for a further period of three years commencing from 12 March 2022, which is terminable by not less than three months' notice in writing served by either party on the other. Mr. Yu Leung Fai has signed a letter of appointment with the Company for an initial term of three years commencing from 19 November 2021, which is terminable by not less than three months' notice in writing served by either party on the other.

None of the Directors has a service contract which is not determinable by the Group within one year without payment of compensation (other than statutory compensation).

In accordance with the articles of association of the Company (the "**Articles of Association**") and code provision B.2.2 of the CG Code, all Directors are subject to retirement by rotation at least once every three years, and any new Director appointed to fill a casual vacancy shall submit himself/herself for re-election by shareholders at the first general meeting of the Company after appointment and any new Director appointed as an addition to the Board shall submit himself/herself for re-election by shareholders at the next following annual general meeting of the Company after appointment.

The procedures and process of appointment, re-election and removal of directors are set out in the Articles of Association. The nomination committee of the Company (the "**Nomination Committee**") is responsible for reviewing the Board composition, monitoring the appointment, re-election and succession planning of Directors.

(viii) Directors' Remuneration

The remuneration committee of the Company (the "**Remuneration Committee**") makes recommendations to the Board on the remuneration packages of the Directors and senior management personnel. It is the Company's policy that the remuneration package of each Director and senior management shall be determined by taking reference to, inter alia, their duties, responsibilities, experiences and qualifications.

(ix) Board Diversity

The Company has adopted a board diversity policy (the "**Board Diversity Policy**") which sets out the approach to achieve diversity of the Board. The Company recognizes and embraces the benefits of having a diverse Board and sees increasing diversity at the Board level as an essential element in supporting the attainment of the Company's strategic objectives and sustainable development.

Pursuant to the Board Diversity Policy, the composition, structure and size of the Board are reviewed at least annually by the Nomination Committee to ensure that it has a balance of appropriate skills, experience and diversity of perspectives to meet the needs of the business of the Group. In relation to reviewing and assessing the Board composition, the Nomination Committee will consider a number of aspects, including but not limited to professional qualifications, regional and industry experience, cultural and educational background, skills, industry knowledge and reputation, gender, ethnicity, language skills and length of service.

CORPORATE GOVERNANCE REPORT

For the purpose of implementation of the Board Diversity Policy, the Board adopted the measurable objective that at least one member of the Board shall be female.

The Board is committed to improving the diversity of the Board and wishes to achieve the above objective by 31 December 2024.

The Nomination Committee will review the Board Diversity Policy, as appropriate, to ensure its effectiveness.

Members of the Board have a diverse range of business, financial and professional expertise. Brief biographical details of the Directors are set out in the section headed "Biographies of Directors and Senior Management" in this annual report.

(x) Director Nomination

The Board has delegated its responsibilities and authority for selection and appointment of Directors to the Nomination Committee.

The Company has adopted a director nomination policy (the "**Director Nomination Policy**") which sets out the selection criteria and process and the Board succession planning considerations in relation to nomination and appointment of directors of the Company and aims to ensure that the Board has a balance of skills, experience and diversity of perspectives appropriate to the Company and the continuity of the Board and appropriate leadership at Board level.

The Director Nomination Policy sets out the factors for assessing the suitability and the potential contribution to the Board of a proposed candidate, including but not limited to the following:

- Character and integrity;
- Qualifications including professional qualifications, skills, knowledge and experience and diversity aspects under the Board Diversity Policy that are relevant to the Company's business and corporate strategy;
- Diversity in all aspects, including but not limited to gender, age (18 years or above), cultural and educational background, ethnicity, professional experience, skills, knowledge and length of service;
- Requirements of independent non-executive directors on the Board and independence of the proposed independent non-executive directors in accordance with the Listing Rules; and
- Commitment in respect of available time and relevant interest to discharge duties as a member of the Board and/or Board committee(s) of the Company.

The Director Nomination Policy also sets out the procedures for the selection and appointment of new Directors and re-election of Directors at general meetings.

The Nomination Committee will review the Director Nomination Policy, as appropriate, to ensure its effectiveness. The Nomination Committee will also review at least annually the structure, size and composition (including skills, knowledge and experience) of the Board and diversity of the Board to ensure that it has a balance of expertise, skills, experience and diversity of perspectives appropriate to complement the Company's corporate strategy.

CORPORATE GOVERNANCE REPORT

(xi) Directors' Continuous Training and Development

Directors should participate in continuous professional development to develop and refresh their knowledge and skills. This is to ensure that their contribution to the Board remains informed and relevant. The Directors are committed to complying with code provision C.1.4 under the CG Code on Directors' training. All Directors have participated in continuous professional development and provided a record of training they received during the year ended 31 December 2022 to the Company.

(xii) Board Independence Evaluation

The Company has established a board independence evaluation mechanism (the "Board Independence Evaluation Mechanism") on 29 March 2022 which sets out the processes and procedures to ensure a strong independent element on the Board.

The Board Independence Evaluation Mechanism covers the following aspects:

- (a) Independent non-executive director's recruitment criteria
- (b) Number of independent non-executive directors
- (c) Assessing the independence of an independent non-executive director
- (d) Assessment or evaluation of independent non-executive directors' time commitment and contribution
- (e) Other channels where independent views are available

During the year ended 31 December 2022, the Board reviewed the implementation and effectiveness of the Board Independence Evaluation Mechanism and the results were satisfactory.

(xiii) Gender Diversity

The Company values gender diversity across all levels of the Group. The following table sets out the gender ratio in the workforce of the Group, including the Board and senior management as at the date of this report:

	Unit: % (person)	
	Female	Male
Board	0% (0)	100% (5)
Senior management	0% (0)	100% (1)
Other employees	48% (132)	52% (145)
Overall workforce	47% (132)	53% (151)

CORPORATE GOVERNANCE REPORT

To comply with Rule 13.92 of the Listing Rules, the Company is contemplating to include a female director to join the Board by 31 December 2024 via different channels such as by engaging human resources agencies to identify potential successors for the Board and enhance gender diversity in the coming years, if necessary, and will emphasize to include gender as a factor to be taken into consideration for achieving the Board diversity.

The Board is committed to improving gender diversity among the senior management as and when suitable candidates are identified for the appointment of senior management.

The Company is committed to promoting gender diversity not only within the Board and senior management but among its workforce generally. As at the date of this report, the number of female employees of the Group accounted for 47% of the total workforce. The Board is of the view that the Group has achieved gender diversity among employees.

Up to the date of this report, the Nomination Committee is in the process of identifying suitable female candidate(s) for appointment to the Board on merit against objective criteria.

AUDIT COMMITTEE

The Board established an audit committee (the “**Audit Committee**”) with written terms of reference in compliance with the CG Code. Under Rule 3.21 of the Listing Rules, a majority of the members of the audit committee should be independent non-executive directors and the audit committee should be chaired by an independent non-executive director. The Audit Committee comprises all three independent non-executive Directors, namely, Mr. Yu Leung Fai (Chairman), Mr. Hu Qilin and Mr. Zhang Zuhui. The primary responsibilities of the Audit Committee are to review and supervise financial reporting processes and risk management and internal control systems of the Group.

During the year ended 31 December 2022, the Audit Committee held three meetings. The members of Audit Committee reviewed and discussed with the external auditor of the Company the Group’s audited consolidated financial statements for the year ended 31 December 2021 and unaudited condensed consolidated financial statements for the six months ended 30 June 2022. They were of the opinion that these statements had complied with the applicable accounting standards, the Listing Rules and legal requirements, and that adequate disclosures had been made. They also reviewed significant issues on the financial reporting, the effectiveness of the risk management and internal control systems and internal audit function, appointment of external auditor and engagement of non-audit services and relevant scope of works, connected transactions and arrangements for employees to raise concerns about possible improprieties. Additional meeting may also be held by the Audit Committee from time to time to discuss special projects or other issues which it considers necessary. The external auditor of the Group may request a meeting of the Audit Committee to be convened if they consider that is necessary.

The main duties of the Audit Committee are as follows:

- To consider the appointment of the external auditor, the audit fee, and any question of resignation or dismissal.
- To discuss with the external auditor the nature and scope of the audit.

CORPORATE GOVERNANCE REPORT

- To review and monitor the external auditor's independence and objectivity and the effectiveness of the audit process in accordance with applicable standard.
- To discuss with the management the systems of internal control and risk management and ensure that management has discharged its duty to have effective systems including the adequacy of resources, qualifications and experience of staff of the Company's accounting and financial reporting function, and their training programmes and budget.
- To review the internal audit programme, ensure co-ordination between the internal and external auditor, and ensure that the internal audit function is adequately resourced and has appropriate standing within the Company.
- To review the Group's interim and annual financial statements before submission to the Board.
- To discuss problems and reservations arising from the interim and final audits and any matters that the external auditor may wish to discuss.
- To review the external auditor's management letter and the management's response.
- To review the Group's financial controls, and unless expressly addressed by a separate board risk committee, or by the Board itself, to review risk management and internal control systems.
- To consider the major findings of any internal investigations on risk management and internal control matters as delegated by the Board or its own initiative and the management's response to these findings.
- To consider other topics, as defined by the Board.

The following is the attendance record of the committee meetings held by the Audit Committee.

	Attendance at meetings
Mr. Yu Leung Fai (<i>Chairman</i>)	3/3
Mr. Hu Qilin	3/3
Mr. Zhang Zuhui	3/3

During the year ended 31 December 2022, the Audit Committee and senior management also met the external auditor twice.

CORPORATE GOVERNANCE REPORT

AUDITOR'S REMUNERATION

Moore Stephens CPA Limited resigned as auditor of the Company and the Company has appointed Linksfield CPA Limited as the auditor of the Company, both with effect from 19 January 2023.

For the year ended 31 December 2022, the total fees paid/payable in respect of audit services to the external auditor of the Company, Linksfield CPA Limited, and non-audit services to the external auditors of the Company, including Linksfield CPA Limited and Moore Stephens CPA Limited, were set out below:

Service category	Fees paid/ payable <i>RMB</i>
Audit services*	989,000
Non-audit services	
– Interim results review [#]	215,000
– Others (including continuing connected transactions and announcements)*	73,000

* The fee is paid/payable to Linksfield CPA Limited

* The fee is paid/payable to Moore Stephens CPA Limited

The Audit Committee is responsible for making recommendations to the Board as to the appointment, re-appointment and removal of the external auditor, which is subject to the approval by the Board and at general meetings of the Company by the shareholders.

DIRECTOR'S RESPONSIBILITY FOR FINANCIAL REPORTING IN RESPECT OF THE FINANCIAL STATEMENTS

The Directors acknowledge that it is their responsibility to prepare accounts of the Group and other financial disclosures required under the Listing Rules and the management will provide information and explanation to the Board to enable it to make informed assessments of the financial and other decisions.

The Directors are not aware of any material uncertainties relating to events or conditions that may cast significant doubt upon the Company's ability to continue as a going concern.

The statement of the external auditor of the Company about their reporting responsibilities on the consolidated financial statements is set out in the independent auditor's report on pages 62 to 67.

CORPORATE GOVERNANCE REPORT

RISK MANAGEMENT AND INTERNAL CONTROL

In view of the implementation of the Consultation Conclusions on Risk Management and Internal Control relating to code provision D.2.1 of the CG Code issued by the Stock Exchange, the Board has already reviewed the effectiveness of its risk management framework and processes and internal control systems, and has implemented relevant measures resulting from this exercise that aim to enhance its framework and processes to comply with the requirements of the CG Code.

The Group established the Risk Management Taskforce (“**RMTF**”) to assist the Board and the Audit Committee in overseeing the Group’s risk management and internal control systems on an ongoing basis. The RMTF is responsible for leading and coordinating risk assessment activities including risk identification, risk assessment, actions taken to monitor and mitigate risks and risk reporting at least once a year. The risk inventory of the Group is developed and will be updated based on the results of the risk assessment. The risk assessment report is prepared based on the results of the risk assessment and the progress of risk management processes. The risk assessment report is submitted to the Audit Committee for review and approved by the Board.

The Board is ultimately responsible for determining and evaluating the risks it is willing to take in achieving its objectives, and ensuring it establishes and maintains effective risk management and internal control systems for the Group. The Group maintains risk management and internal control systems that are designed to provide reasonable but not absolute assurance against material misstatement or loss in the achievement of its objectives. The Board also has the overall responsibility for monitoring the design, implementation and the overall effectiveness of risk management and internal control systems. The main features of these systems include a clear governance structure, defined roles and responsibilities, reporting procedures and clear risk management and internal control procedures, ascertaining its staff to achieve the Group’s strategic objectives by implementing effective risk management and internal control systems and fulfilling the respective compliance requirements.

The Group also established an internal audit department (the “**Internal Audit Department**”) to provide the Board and the management with useful information and recommendations on the adequacy and effectiveness of the risk management and internal control systems. The Internal Audit Department is authorised by the Board to have access to all records, people and physical properties relevant to the performance of internal audit. The head of Internal Audit Department has unrestricted access to the chairman of the Audit Committee and reports directly to the Audit Committee for direction and accountability. During the year, the Internal Audit Department has performed independent review of the adequacy and effectiveness of the design and implementation of the risk management and internal control systems and make appropriate recommendations for improvement. Significant internal control deficiencies are reported to the Audit Committee and the Board on a timely basis to ensure prompt remediation actions are taken.

The management of the Group is committed to taking appropriate remedial actions promptly in respect of the internal control deficiencies and ensure the Group maintains an adequate and effective risk management and internal control systems.

CORPORATE GOVERNANCE REPORT

The Board conducts an annual review on the effectiveness of risk management and internal control systems, covering but not limited to:

- Review the changes in the nature and extent of significant risks (including environmental, social and governance risks) since last year's review, and the Group's ability to respond to changes in its business and the external environment;
- Review the scope and quality of management's ongoing monitoring of risks (including environmental, social and governance risks) and of the internal control systems, and where applicable, the work of its internal audit function and other assurance providers;
- Review the extent and frequency of communication of monitoring results to the Board and the Audit Committee, and effectiveness of the risk management, financial reporting and Listing Rules compliance;
- Address any significant control failings or weakness that have been identified during the review and the extent to which they have resulted in unforeseen outcomes or contingencies that have had, could have had, or may in the future have, a material impact on the Company's financial performance or condition; and
- Review on the accounting, financial reporting and internal audit function, including the adequacy of resources, staff qualifications and experience, the quality of training programmes, and budget.

The risk management and internal controls systems are designed to manage rather than eliminate the risk of failure to achieve business objectives, and can only provide reasonable and not absolute assurance against material misstatement or loss.

PROCEDURES AND INTERNAL CONTROLS FOR THE HANDLING AND DISSEMINATION OF INSIDE INFORMATION

The Group complies with requirements of the Securities and Futures Ordinance (Chapter 571 of the Laws of Hong Kong) ("SFO") and the Listing Rules. The Group discloses inside information to the public as soon as reasonably practicable unless the information falls within any of the safe harbours as provided in the SFO. Before the information is fully disclosed to the public, the Group ensures the information is kept strictly confidential. If the Group believes that the necessary degree of confidentiality cannot be maintained or that confidentiality may have been breached, the Group would immediately disclose the information to the public. The Group is committed to ensure that information contained in announcements are not false or misleading as to a material fact, or false or misleading through the omission of a material fact in view of presenting information in a clear and balanced way, which requires equal disclosure of both positive and negative facts.

During the year ended 31 December 2022, the Audit Committee carried out a review of the implemented system and procedures, including areas covering financial, operational and legal compliance controls and risk management functions and discussed with the Internal Audit Department on the effectiveness and adequacy of the Company's system and procedures. The Board and the Audit Committee considered that the risk management and internal control systems of the Group were adequate and effective for the year ended 31 December 2022.

CORPORATE GOVERNANCE REPORT

WHISTLEBLOWING POLICY

The Company has in place the Whistleblowing Policy for employees of the Company and those who deal with the Company to raise concerns, in confidence and anonymity, with the Audit Committee about possible improprieties in any matters related to the Company.

ANTI-CORRUPTION AND ANTI-BRIBERY POLICY

The Company has in place the Anti-Corruption and Anti-Bribery Policy to safeguard against corruption and bribery within the Company. The Company has an internal reporting channel that is open and available for employees of the Company and stakeholders to report any suspected corruption and bribery.

NOMINATION COMMITTEE

The Board established the Nomination Committee with written terms of reference in compliance with the CG Code. The Nomination Committee comprises Mr. Chen He (Chairman), Mr. Zhang Zuhui and Mr. Yu Leung Fai, with the latter two being independent non-executive Directors.

The Nomination Committee considers and recommends to the Board suitably qualified persons to become Directors and is responsible for reviewing the structure, size and composition of the Board and the Board Diversity Policy and Director Nomination Policy at least annually and making recommendations on any proposed changes to the Board to complement the Company's corporate strategies.

In assessing the Board composition, the Nomination Committee would take into account various aspects as well as factors concerning Board diversity as set out in the Board Diversity Policy, including but not limited to professional qualifications, regional and industry experience, cultural and educational background, skills, industry knowledge and reputation, gender, ethnicity, language skills and length of service. The Nomination Committee would discuss and agree on measurable objectives for achieving diversity on the Board, where necessary, and recommend them to the Board for adoption.

Before a prospective Director's name is formally proposed, the opinions of the existing Directors (including the independent non-executive Directors) are sought. The selection criteria of the qualified candidates are mainly based on assessments of their qualifications, experiences and expertise as set out in the Director Nomination Policy as well as the requirements under the Listing Rules. The Nomination Committee selects and recommends candidates for directorship with regards to balancing skills and experiences appropriate to the Group's businesses.

CORPORATE GOVERNANCE REPORT

During the year ended 31 December 2022, the Nomination Committee held one meeting. The members of Nomination Committee reviewed and discussed the current structure, size and composition of the Board and the independence of the independent non-executive Directors, considered the qualifications of the retiring Directors standing for election at the annual general meeting and reviewed the Board Diversity Policy and Director Nomination Policy. The Nomination Committee has recommended the Board to adopt an measurable objective as disclosed in the session headed "Board Diversity" in this Corporate Governance Report for implementing the Board Diversity Policy.

The following is the attendance record of the committee meeting held by the Nomination Committee.

	Attendance at meeting
Mr. Chen He (<i>Chairman</i>)	1/1
Mr. Zhang Zuhui	1/1
Mr. Yu Leung Fai	1/1

REMUNERATION COMMITTEE

The Board established the Remuneration Committee with written terms of reference in compliance with the Code. Under Rule 3.25 of the Listing Rules, a majority of the members of the remuneration committee should be independent non-executive directors and the remuneration committee should be chaired by an independent non-executive director. The Remuneration Committee comprises Mr. Zhang Zuhui (Chairman), Mr. Hu Qilin and Mr. Yu Leung Fai in which all three are independent non-executive Directors.

The primary responsibilities of the Remuneration Committee are to make recommendations to the Board on the remuneration packages of the Directors and senior management personnel of the Group and to ensure that no Director or any of his associates is involved in deciding his own remuneration. The Remuneration Committee is also responsible for reviewing and/or approving matters relating to the share schemes under Chapter 17 of the Listing Rules.

During the year ended 31 December 2022, the Remuneration Committee held one meeting. The members of Remuneration Committee reviewed and made recommendations to the Board on the remuneration policy and the remuneration packages of the Directors and senior management of the Company. No material matters relating to share schemes were reviewed and/or approved by the Remuneration Committee during the financial year.

The following is the attendance record of the committee meeting held by the Remuneration Committee.

	Attendance at meeting
Mr. Zhang Zuhui (<i>Chairman</i>)	1/1
Mr. Hu Qilin	1/1
Mr. Yu Leung Fai	1/1

CORPORATE GOVERNANCE REPORT

EMOLUMENT POLICIES

The emolument policies of the Group are formulated on performance of individual employees and on the basis of salary trends in Hong Kong and the PRC, and will be reviewed regularly. Subject to the profitability of the Group, the Group may also distribute discretionary bonuses to its employees as incentives for their contributions to the Group.

Details of the remuneration of the senior management by band are set out below:

	2022 Number of individuals	2021 Number of individuals
Not exceeding HK\$1,000,000	1	1

CORPORATE GOVERNANCE FUNCTIONS

The Board is responsible for performing the functions set out in code provision A.2.1 of the CG Code.

During the year ended 31 December 2022, the Board reviewed the Company's corporate governance policies and practices, training and continuous professional development of Directors and senior management, the Company's policies and practices on compliance with legal and regulatory requirements, the compliance with the Model Code and similar written guidelines for employees, and the Company's compliance with the CG Code and disclosure in this Corporate Governance Report.

MEETING WITH INDEPENDENT NON-EXECUTIVE DIRECTORS

During the year ended 31 December 2022, the Chairman of the Board held one meeting with the independent non-executive Directors without the presence of the other Directors to review and discuss, among other things, the independence of the independent non-executive Directors and confirmed that the independent non-executive Directors can express their views at the Board meetings without restrictions.

COMPANY SECRETARY

Ms. Chan Sau Ling from Tricor Services Limited, being an external service provider, is acting as the company secretary of the Company. Mr. Chen He, the Chairman of the Board, is her primary contact person.

During the year ended 31 December 2022, Ms. Chan Sau Ling undertook not less than 15 hours of relevant professional training in compliance with Rule 3.29 of the Listing Rules while serving other listed companies.

CORPORATE GOVERNANCE REPORT

SHAREHOLDERS' COMMUNICATION POLICY

The Company has in place a Shareholders' Communication Policy. The policy aims at to set out the principles of the Company with the objective of ensuring equal, timely, effective, transparent, accurate and open communications with the shareholders of the Company.

Information is communicated to the shareholders mainly through the Company's interim reports, annual reports, annual general meetings and other general meetings that may be convened, as well as by making available the disclosures submitted to the Stock Exchange for publication and corporate communications and other corporate publications on the Stock Exchange's website at www.hkexnews.hk and the Company's website at www.csmall.com.

The Company has established the following channels for maintaining an on-going dialogue with its shareholders to communicate their views on various matters affecting the Company, as well as to solicit and understand the views of shareholders and stakeholders:

1. Methods for shareholders to send enquiries to the Company and the Company's share registrar regarding the Company and their shareholdings, respectively
2. Corporate communication (e.g. annual report, interim report, circular, proxy form, etc.)
 - interim and annual results are announced as early as possible, to keep shareholders informed of the Group's performances and operations
3. Corporate website
 - updated key information of the Group is available on the Company's website to enable shareholders and investors to have timely access to information about the Group
4. Shareholders' general meetings
 - a forum for shareholders to raise comments and exchange views with the Board
 - the chairman and the Directors are available at the general meetings of the Company to address shareholders' queries
 - separate resolutions are proposed at the general meetings on each substantially separate issue and procedures for demanding a poll in general meetings are included in the circulars to the shareholders to facilitate enforcement of shareholders' rights

The Company recognizes the importance of shareholders' privacy and will not disclose shareholders' information without their consent, unless required by law to do so.

The Board has reviewed the implementation and effectiveness of the Shareholders' Communication Policy and the results were satisfactory.

CORPORATE GOVERNANCE REPORT

THE WAY BY WHICH SHAREHOLDERS CAN CONVENE AN EXTRAORDINARY GENERAL MEETING

The Directors, notwithstanding anything in the Articles of Association, shall, on the requisition of shareholders holding at the date of the deposit of the requisition not less than one-tenth of such of the paid-up capital of the Company having the right of voting at general meetings of the Company, forthwith proceed duly to convene an extraordinary general meeting.

The requisition must state the purposes of the meeting, and must be signed by the requisitionists and deposited to the Board or the company secretary at the Company's principal place of business in Hong Kong at Unit 5, 17/F, China Merchants Tower, Shun Tak Centre, 168-200 Connaught Road Central, Sheung Wan, Hong Kong and may consist of several documents in like form each signed by one or more requisitionists.

The request will be verified with the Company's share registrars and upon their confirmation that the request is proper and in order, the Board will call an extraordinary general meeting for the transaction of any business specified in such requisition.

If the Directors do not within twenty-one days from the date of the deposit of the requisition proceed duly to convene a meeting, the requisitionists may themselves convene a meeting, but any meeting so convened shall not be held after the expiration of two months from the said date.

THE PROCEDURES FOR SENDING ENQUIRIES TO THE BOARD

The enquiries must be in writing with contact information of the requisitionists for the attention of the Directors or management of the Company, by mail to the Company's principal place of business in Hong Kong at Unit 5, 17/F, China Merchants Tower, Shun Tak Centre, 168-200 Connaught Road Central, Sheung Wan, Hong Kong.

THE PROCEDURES FOR MAKING PROPOSALS AT SHAREHOLDERS' MEETINGS

After the publication of the notice of a general meeting by the Company, according to Article 113 of the Articles of Association, if a shareholder of the Company wishes to propose a person (the "**Candidate**") for election as a Director at a general meeting, he/she shall deposit a written notice (the "**Notice**") at the Company's principal place of business in Hong Kong at Unit 5, 17/F, China Merchants Tower, Shun Tak Centre, 168-200 Connaught Road Central, Sheung Wan, Hong Kong or at the office of the Company's Hong Kong branch share registrar, Computershare Hong Kong Investor Services Limited, at Shops 1712-1716, 17th Floor, Hopewell Centre, 183 Queen's Road East, Wanchai, Hong Kong. The Notice (a) must include the personal information of the Candidate as required by Rule 13.51(2) of the Listing Rules; and (b) must be signed by the shareholder concerned and signed by the Candidate indicating his/her willingness to be elected and consent of publication of his/her personal information. The period for lodgement of the Notice shall commence on the day after the despatch of the notice of general meeting and end no later than seven days prior to the date of such general meeting. In order to allow the Company's shareholders to have sufficient time to consider the proposal of election of the Candidate as a Director, shareholders who wish to make the proposal are urged to submit and lodge the Notice as early as practicable before the relevant general meeting.

CORPORATE GOVERNANCE REPORT

DIVIDEND POLICY

The Company has adopted a dividend policy (the “**Dividend Policy**”) on payment of dividends. The Company does not have any pre-determined dividend payout ratio. Depending on the financial conditions of the Company and the Group and the conditions and factors as set out in the Dividend Policy, dividends may be proposed and/or declared by the Board for a financial year or period and any final dividend for a financial year will be subject to the shareholders’ approval. Such details have been disclosed in the annual reports of the Company.

CONSTITUTIONAL DOCUMENTS

During the year ended 31 December 2022, the Company has not made any change to its memorandum and articles of association. An up to date version of the Company’s memorandum and articles of association is available on the Company’s website and the Stock Exchange’s website.

On behalf of the Board

Chen He

Chairman

Hong Kong, 28 March 2023

REPORT OF THE DIRECTORS

The Directors are pleased to report the audited consolidated financial statements of the Group for the year ended 31 December 2022.

PRINCIPAL ACTIVITIES

The principal activity of our Company is investment holding and the Group are principally engaged in (i) the design and sales of gold, silver, colored gemstones, gem-set and other jewellery products in the PRC ("**New Jewellery Retail**"), and (ii) integrated online-and-offline sales of fresh food in the RPC, and provide related electronic platforms and branding and SaaS (Software as a service) services to enterprises along the agricultural supply chain in the PRC ("**Fresh Food Retail**").

BUSINESS REVIEW

A fair review of the business of the Group as well as a discussion on the Group's future business development and an analysis of the Group's performance during the year ended 31 December 2022 using financial key performance indicators are provided in the sections headed "Chairman's Statement" on pages 8 to 16 and "Management Discussion and Analysis" on pages 17 to 22 of this annual report which form part of this report.

(i) Principal risks and uncertainties

The Board is ultimately responsible for ensuring that the risk management practices of the Group are sufficient to mitigate the risks present in its businesses and operations as efficiently and effectively as possible. The Board delegates some of this responsibility to various operational departments.

The Group's principal business activities are the New Jewellery Retail business and the Fresh Food Retail business. It will be exposed to a variety of key risks including credit risk, interest risk, liquidity risk, operational risk, regulatory and market risk. There may be other risks and uncertainties which are not known to the Group or which may not be material.

(ii) Environmental policies and performance

The Group recognizes the importance of proper adoption of environmental policies which is essential to the attainability of corporate growth. Management has formulated an environment management policy for the Group based on applicable environmental laws, regulations and standards. The environmental protection and work safety department is responsible for designing and reviewing the internal control measures to ensure compliance with applicable environmental laws and regulations.

(iii) Compliance with laws and regulations

The Group has compliance and risk management policies and procedures, and members of the senior management are delegated with the continuing responsibility to monitor compliance with all significant legal and regulatory requirements. These policies and procedures are reviewed regularly. As far as the Company is aware, during the year ended 31 December 2022, there was no material breach of or non-compliance with the relevant laws and regulations that have a significant impact on the business and operation of the Group.

REPORT OF THE DIRECTORS

(iv) Relationships with key stakeholders

The Group's success also depends on the support from key stakeholders which comprise employees, customers, suppliers and shareholders.

(a) Employees

Employees are regarded as the most important and valuable assets of the Group. The objective of the Group's human resource management is to reward and recognize performing staff by providing a competitive remuneration package and implementing a sound performance appraisal system with appropriate incentives, and to promote career development and progression by appropriate training and providing opportunities within the Group for career advancement.

(b) Customers

The Group's principal customers are retail and corporate customers of New Jewellery Retail business and Fresh Food Retail business. The Group has the mission to provide excellent services and products whilst maintain our long-term profitability, business and asset growth. Various means have been established to strength the communication between the customers and the Group in the provision of excellent services and products.

(c) Suppliers

Sound relationships with key suppliers of the Group are important in supply chain which can derive cost effectiveness and foster long-term business benefits. The key suppliers comprise suppliers and business partners of New Jewellery Retail business and Fresh Food Retail business which supply raw materials and provide value-added services to the Group.

(d) Shareholders

One of the Group's corporate goals is to enhance corporate value to shareholders. The Group is poised to foster business developments for achieving the sustainability of earnings growth and rewarding shareholders by stable dividend payouts taking into account capital adequacy levels, liquidity positions and business expansion needs of the Group.

REPORT OF THE DIRECTORS

RESULTS AND APPROPRIATIONS

The results of the Group for the year ended 31 December 2022 are set out in the consolidated statement of profit or loss and other comprehensive income on page 68 of this report.

The Board has resolved not to recommend payment of a final dividend for the year ended 31 December 2022 (for the year ended 31 December 2021: Nil). No interim dividend has been declared for the year ended 31 December 2022.

FIVE YEARS' FINANCIAL SUMMARY

A financial summary of the Group for the last five years is set out on page 142 of this report. This summary does not form part of the audited consolidated financial statements.

MAJOR CUSTOMERS AND SUPPLIERS

For the year ended 31 December 2022, the Group's sales to its five largest customers and its largest customer accounted for approximately 66.3% (2021: 54.9%) and approximately 40.3% (2021: 21.9%) of the Group's total sales respectively.

For the year ended 31 December 2022, the Group's five largest suppliers and the largest supplier accounted for approximately 98.3% (2021: 82.6%) and approximately 42.7% (2021: 23.8%) of the Group's total purchases respectively.

None of the Directors of the Company or any of their close associates or any shareholders (which, to the best knowledge of the Directors, own more than 5% of the Company's issued share capital) had any interest in the Group's five largest customers or suppliers.

PROPERTY, PLANT AND EQUIPMENT

Movements in property, plant and equipment of the Group are set out in note 16 to the consolidated financial statements.

SHARE CAPITAL

Details of movements in the share capital of the Company are set out in note 30 to the consolidated financial statements.

REPORT OF THE DIRECTORS

RESERVES

Movements in reserves of the Group during the year ended 31 December 2022 are set out on page 70 of this report.

As of 31 December 2022, the reserves of our Company available for distribution to its shareholders amounted to RMB993,184,000 (2021: RMB1,000,224,000).

Under the Companies Law (Revised) Chapter 22 of the Cayman Islands, the share premium of the Company is available for paying distributions or dividends to shareholders subject to the provisions of its memorandum and articles of association and provided that immediately following the distribution or dividend, the Company is able to pay its debts as they fall due in the ordinary course of business. In accordance with the Articles of Association, dividends shall be distributed out of the retained profits or other reserve, representing the share premium account of the Company.

BORROWINGS

Details of bank borrowings of the Group as of 31 December 2022 are set out in note 29 to the consolidated financial statements.

DIRECTORS

The Directors for the year ended 31 December 2022 and up to the date of this report are:

Executive Directors:

Mr. Chen He (*Chairman and Chief Executive Officer*)

Mr. Qian Pengcheng

Independent Non-Executive Directors:

Mr. Hu Qilin

Mr. Zhang Zuhui

Mr. Yu Leung Fai

BOARD OF DIRECTORS

Biographical details of the Directors are set out on pages 23 to 25 of this report.

REPORT OF THE DIRECTORS

CONFIRMATION OF INDEPENDENCE OF INDEPENDENT NON-EXECUTIVE DIRECTORS

The Company has received an annual confirmation of independence pursuant to Rule 3.13 of the Listing Rules from each of the independent non-executive Directors and the Company, based on such confirmations, considers such Directors to be independent for the year ended 31 December 2022.

DIRECTORS' SERVICE CONTRACTS AND LETTERS OF APPOINTMENT

Each of the executive Directors has entered into a service agreement with the Company for an initial term of three years commencing from 13 March 2018 and renewed his service agreement with the Company for a further period of three years commencing from 13 March 2021. Each of Mr. Hu Qilin and Mr. Zhang Zuhui, independent non-executive Directors, has signed a letter of appointment with the Company for an initial term of three years commencing from 13 March 2018. The term has been renewed for a period of one year commencing from 13 March 2021 and has been renewed for a further period of three years commencing from 12 March 2022. Mr. Yu Leung Fai, independent non-executive Director, has signed a letter of appointment with the Company for an initial term of three years commencing from 19 November 2021. None of the Directors has a service contract which is not determinable by the Group within one year without payment of compensation (other than statutory compensation).

DIRECTORS' INTERESTS IN TRANSACTIONS, ARRANGEMENTS OR CONTRACTS OF SIGNIFICANCE

Save as otherwise disclosed in this report, no Director or entity connected with a Director had a material interest in, either directly or indirectly, in any transaction, arrangement or contract of significance to the business of the Group to which the Company or any of its holdings companies, subsidiaries or fellow subsidiaries was a party and which subsisted at the end of or at any time during the year ended 31 December 2022.

MANAGEMENT CONTRACTS

No contracts concerning the management and administration of the whole or any substantial part of the business of the Company were entered into or existed during the year ended 31 December 2022.

EMOLUMENT POLICY

The Remuneration Committee was set up for reviewing the Group's emolument policy and structure for all remuneration of the directors and senior management of the Group, having regard to the Group's operating results, individual performance of the directors and senior management and comparable market practices.

The Company has adopted two employee share schemes as incentives to eligible employees, details of which are set out in the paragraph headed "Equity-Linked Agreements" below.

REMUNERATION OF DIRECTORS, CHIEF EXECUTIVES AND FIVE INDIVIDUALS WITH HIGHEST EMOLUMENTS

Details of the emoluments of the Directors, chief executives and five highest paid individuals are set out in note 14 to the consolidated financial statements.

REPORT OF THE DIRECTORS

DIRECTORS' AND CHIEF EXECUTIVES' INTERESTS AND SHORT POSITIONS IN SHARES, UNDERLYING SHARES AND DEBENTURES

As at 31 December 2022, the interests and short positions of the Directors and the chief executives of the Company in the Shares, underlying Shares and debentures of the Company or any of its associated corporations (within the meaning of Part XV of the SFO (i) which were required to be notified to the Company and the Stock Exchange pursuant to Divisions 7 and 8 of Part XV of the SFO (including interests and short positions which were taken or deemed to have under such provisions of the SFO), or (ii) which were required, pursuant to section 352 of the SFO, to be entered into the register maintained by the Company, or (iii) which were required to be notified to the Company and the Stock Exchange pursuant to the Model Code were as follows:

Name of Director	Capacity/Nature of interest	Number of Shares ⁽¹⁾	Approximate percentage of interest in our Company
Mr. Chen He ⁽²⁾	Interest in a controlled corporation	21,250,000	1.72%
Mr. Qian Pengcheng ⁽³⁾	Interest in a controlled corporation	14,500,000	1.17%

Notes:

- ⁽¹⁾ All interests are long positions.
- ⁽²⁾ Silver Apex Holdings Limited is directly wholly owned by Mr. Chen He. Accordingly, Mr. Chen He is deemed to be interested in the 21,250,000 Shares held by Silver Apex Holdings Limited by virtue of the SFO.
- ⁽³⁾ Treasure Delight International Limited is directly wholly owned by Mr. Qian Pengcheng. Accordingly, Mr. Qian Pengcheng is deemed to be interested in the 14,500,000 Shares held by Treasure Delight International Limited by virtue of the SFO.

Save as disclosed above, as at 31 December 2022, none of the Directors and the chief executives of the Company had or was deemed to have any interest or short position in the Shares, underlying Shares or debentures of the Company or its associated corporations (within the meaning of Part XV of the SFO) that was required to be recorded in the register of the Company required to be kept under Section 352 of the SFO, or as otherwise notified to the Company and the Stock Exchange pursuant to the Model Code.

DIRECTORS' RIGHTS TO ACQUIRE SHARES OR DEBENTURES

Save as otherwise disclosed in this report, at no time during the year ended 31 December 2022 were rights to acquire benefits by means of the acquisition of Shares in or debentures of the Company granted to any Director or their respective spouse or children under 18 years of age, or were any such rights exercised by them; or was the Company and any of its subsidiaries a party to any arrangement to enable the Directors, or their respective spouse or children under 18 years of age, to acquire such rights in any other body corporate.

REPORT OF THE DIRECTORS

SUBSTANTIAL SHAREHOLDERS' INTERESTS AND SHORT POSITIONS IN SHARES AND UNDERLYING SHARES

So far as known to the Directors, the register of substantial shareholders required to be kept by our Company under Section 336 of Part XV of the SFO shows that as of 31 December 2022, in addition to the interests disclosed under the paragraph headed "Directors' and Chief Executives' Interests and Short Positions in Shares, Underlying Shares and Debentures" above, our Company was notified of the following substantial shareholders' interests and short positions in the Shares and underlying Shares, being interests of 5% or more.

Name of Shareholder	Capacity/Nature of interest	Number of Shares ⁽¹⁾	Approximate percentage of interest in our Company
China Silver Group	Beneficial owner	500,000,033	40.39%
Mr. Lin Ting (林挺) ⁽²⁾	Beneficial owner	14,500,000	1.17%
	Trustee	88,900,000	7.18%
Mr. Yao Runxiong (姚潤雄)	Beneficial owner	100,000,000	8.08%
Ms. Xue Meiqi (薛美琪) ⁽³⁾	Trustee	84,287,040	6.81%

Notes:

⁽¹⁾ All interests are long positions.

⁽²⁾ Blaze Loop Limited was formed under the Pre-IPO Employee Share Scheme (as defined in the paragraph headed "Equity-Linked Agreements" below) and is directly wholly owned by Mr. Lin Ting. Mr. Lin Ting is an employee of the Group and the trustee under the Pre-IPO Employee Share Scheme. Initially, Blaze Loop Limited held Shares on trust for certain participants of the Pre-IPO Employee Share Scheme. For administrative reasons, Blaze Loop Limited transferred 88,900,000 Shares (being all Shares then held by it for the benefit of various participants of the Pre-IPO Employee Share Scheme) to Mr. Lin Ting himself, who continues to act as the trustee in respect of such Shares. Accordingly, in addition to his direct beneficial shareholding of 14,500,000 Shares, Mr. Lin Ting held 88,900,000 Shares as the trustee under the Pre-IPO Employee Share Scheme.

⁽³⁾ Ascend Delight Holdings Limited was formed under the Post-IPO Employee Share Scheme (as defined in the paragraph headed "Equity-Linked Agreements" below) and is directly wholly owned by Ms. Xue Meiqi. Ms. Xue Meiqi is an employee of the Group and the trustee under the Post-IPO Employee Share Scheme. Initially, Ascend Delight Holdings Limited held Shares on trust for certain participants of the Post-IPO Employee Share Scheme. For administrative reasons, Ascend Delight Holdings Limited transferred 84,287,040 Shares (being all Shares then held by it for the benefit of various participants of the Post-IPO Employee Share Scheme) to Ms. Xue Meiqi herself, who continues to act as the trustee in respect of such Shares. Accordingly, Ms. Xue Meiqi held 84,287,040 Shares as the trustee under the Post-IPO Employee Share Scheme.

Except as disclosed above, as at 31 December 2022, our Company had not been notified by any person or corporation who had interests or short positions in the Shares or underlying Shares as recorded in the register required to be kept by our Company under Section 336 of Part XV of the SFO.

PURCHASE, SALE OR REDEMPTION OF THE LISTED SECURITIES OF OUR COMPANY

Neither the Company nor any of its subsidiaries had purchased, sold or redeemed any of the Company's listed securities during the year ended 31 December 2022.

PRE-EMPTIVE RIGHTS

There are no provisions for pre-emptive rights under the Articles of Association or the Companies Law, Chapter 22 (Law 3 of 1961, as consolidated and revised) of the Cayman Islands where the Company was incorporated, which would oblige the Company to offer new Shares on a pro rata basis to existing shareholders.

REPORT OF THE DIRECTORS

NON-COMPETITION UNDERTAKING

To safeguard our Group from any potential competition with China Silver Group (“our **Controlling Shareholder**”) and its close associates, on 13 February 2018, our Controlling Shareholder has executed a Deed of Non-Competition in favour of our Company, pursuant to which our Controlling Shareholder has undertaken to us that it will not, and that it will procure that its subsidiaries and parties controlled by it either solely or jointly with any other party (the “**Affiliates**”) will not, solely or jointly or in cooperation with other parties, without our prior written consent, hold and/or be interested in, either directly or indirectly, any shares or securities or interest in any company or other business entity which is engaged or involved in, directly or indirectly, any activity or business which competes or is likely to compete, directly or indirectly, with the existing businesses of any member of our Group after the Listing (the “**Restricted Business**”).

The non-competition undertaking does not apply to the holding of securities in a company that is engaged in the Restricted Business, provided that our Controlling Shareholder or its close associates does not individually and in aggregate hold or control the voting rights in respect of 10% or more of the issued share capital of such company.

Pursuant to the Deed of Non-Competition, our Controlling Shareholder has also undertaken that if it or any of its Affiliates become aware of any business opportunity relating to any Restricted Business (the “**Business Opportunity**”), it will notify us of such Business Opportunity as soon as they become aware of the same, and will use commercially reasonable efforts to assist our Group in pursuing such Business Opportunity. To the extent that the Business Opportunity is being made available by a third party to any of our Controlling Shareholder or its Affiliates, our Controlling Shareholder will use commercially reasonable efforts to procure that such Business Opportunity is first offered to our Group as soon as practicable on terms and conditions which are no less favourable than those offered to it or its Affiliates. Our Company will seek approval from our independent non-executive Directors who do not have a material interest in the matter for consideration as to whether to pursue or decline such Business Opportunity. Our Controlling Shareholder will ensure that it or its Affiliates will be entitled to pursue the Business Opportunity only if: (i) it has received a notice from us declining such Business Opportunity and confirming that such Business Opportunity would not constitute competition with our core business; or (ii) it has not received any notice from us within a period of 10 Business Days (the “**Offer Notice Period**”) of us being notified by it of such Business Opportunity. The Offer Notice Period shall be extended to not more than 30 Business Days at the request of our independent non-executive Directors who do not have a material interest in the matter.

The undertakings given by our Controlling Shareholder under the Deed of Non-Competition are effective from 13 March 2018 and terminate on the earlier of: (i) the date on which our Controlling Shareholder cease to be our controlling shareholder as defined in the Listing Rules; (ii) the date on which the Shares cease to be listed on the Stock Exchange; and (iii) the date on which our Group ceases to engage in the Restricted Businesses.

Our independent non-executive Directors will consider on an annual basis whether our Controlling Shareholder has complied with the terms set forth in the Deed of Non-Competition. Our independent non-executive Directors may appoint independent advisers and other professional advisers as they consider appropriate to advise them on any matter relating to the Deed of Non-Competition at the cost of our Company. We will disclose in our annual report decisions or determinations, with basis, in relation to matters reviewed by the independent non-executive Directors regarding: (i) the Business Opportunities offered by any of our Controlling Shareholder to us; and (ii) whether any activity or business or proposed activity or business of any of our Controlling Shareholder or its Affiliates competes or is likely to compete, either directly or indirectly, with the Restricted Business.

REPORT OF THE DIRECTORS

To ensure our independent non-executive Directors being able to monitor the compliance with the Deed of Non-Competition, our Controlling Shareholder has undertaken in the Deed of Non-Competition to provide and to procure the provision to us all information necessary for the enforcement of the undertakings contained therein. Our Controlling Shareholder has further undertaken to make a statement in our annual report confirming its compliance with the terms of the Deed of Non-Competition.

Our Controlling Shareholder has provided a written confirmation to the Company confirming that it has complied with the terms of the Deed of Non-Competition for the year ended 31 December 2022. The independent non-executive Directors have also reviewed the status of compliance by our Controlling Shareholder and confirmed that, as far as they can ascertain, our Controlling Shareholder has complied with the terms of the Deed of Non-Competition.

DIRECTORS' INTERESTS IN COMPETING BUSINESS

Save as disclosed in this report, as of 31 December 2022, none of the Directors or their respective associates had engaged in or had any interest in any business which competes or may compete with the businesses of the Group.

CONNECTED TRANSACTIONS

Details of the related party transactions during the year ended 31 December 2022 (the “**FY2022 Related Party Transactions**”) are set out in note 37 to the consolidated financial statements. All of the FY2022 Related Party Transactions were connected transactions or continuing connected transactions of the Company under Chapter 14A of the Listing Rules, in respect of which the Company had complied with the applicable requirements under Chapter 14A of the Listing Rules during the year ended 31 December 2022. Except for the Non-fully Exempted Continuing Connected Transactions described below, all other FY2022 Related Party Transactions were fully exempt from the requirements under Chapter 14A of the Listing Rules pursuant to the de minimis threshold of HK\$3 million under Rule 14A.76(1)(c) of the Listing Rules.

As disclosed in the prospectus of the Company dated 28 February 2018 (the “**Prospectus**”), the Group has entered into certain continuing connected transactions with connected persons (as defined under the Listing Rules) which were not fully-exempted from reporting, announcement, independent shareholders’ approval and annual review requirements under Chapter 14A of the Listing Rules (the “**Non-fully Exempted Continuing Connected Transactions**”). Details of which are set out below.

We have, through our wholly owned subsidiaries, Shenzhen Guoyintongbao and Jiangxi Jiyin Company Limited (江西吉銀實業有限公司) (“**Jiangxi Jiyin**”), entered into a framework purchase agreement with Longtianyong on 19 February 2018 in relation to the Group’s sourcing of silver ingots and related raw materials from Longtianyong for the period from 13 March 2018 to 31 December 2020. On 16 November 2020, Jiangxi Jiyin and Longtianyong entered into a framework purchase agreement in relation to the Group’s sourcing of silver ingots from Longtianyong for the period from 1 January 2021 to 31 December 2023 (the “**New Framework Purchase Agreement**”). The terms and annual caps for the three years ended/ending 31 December 2021, 2022 and 2023 of the New Framework Purchase Agreement were approved by the independent shareholders at the extraordinary general meeting of the Company held on 28 December 2020. Details of the New Framework Purchase Agreement and the transactions are set out in the Company’s announcement and circular dated 16 November 2020 and 10 December 2020 respectively. The annual cap for the year ended 31 December 2022 under the New Framework Purchase Agreement was RMB500.0 million and the total amount of purchase under the New Framework Purchase Agreement during the year ended 31 December 2022 was approximately RMB83.7 million.

REPORT OF THE DIRECTORS

Longtianyong (referred to in full as “江西龍天勇有色金屬有限公司” in note 37 to the consolidated financial statements) is a wholly-owned subsidiary of China Silver Group, the immediate and ultimate holding company of the Company. China Silver Group is a connected person of the Company under Rule 14A.07(1) of the Listing Rules. Longtianyong is an associate of China Silver Group under Rule 14A.13(1) of the Listing Rules, and hence a connected person of the Company under Rule 14A.07(4) of the Listing Rules.

The Non-fully Exempted Continuing Connected Transactions mentioned above have been reviewed by the Independent Non-executive Directors who have confirmed that the transactions have been entered into:

- (a) in the ordinary and usual course of business of the Group;
- (b) on normal commercial terms;
- (c) according to the relevant agreement governing the respective transactions on the terms that are fair and reasonable and in the interests of the shareholders of the Company as a whole; and
- (d) within the caps as set out in the circular dated 10 December 2020 of the Company.

The Company’s auditor was engaged to report on the Group’s Non-fully Exempted Continuing Connected Transactions in accordance with Hong Kong Standard on Assurance Engagements 3000 (Revised) “Assurance Engagements Other Than Audits or Reviews of Historical Financial Information” and with reference to Practice Note 740 (Revised) “Auditor’s Letter on Continuing Connected Transactions under the Listing Rules” issued by the Hong Kong Institute of Certified Public Accountants. The auditor has issued an unqualified letter containing their findings and conclusions in respect of the Non-fully Exempted Continuing Connected Transactions disclosed by the Company in this annual report in accordance with Rule 14A.56 of the Listing Rules. A copy of the auditor’s letter has been provided by the Company to the Stock Exchange.

REPORT OF THE DIRECTORS

CONTRACTUAL ARRANGEMENTS

Various regulations in the PRC restrict foreign-invested enterprises from holding certain licenses required to operate business in relation to value-added telecommunication services. Foreign investment activities in the PRC are subject to the restrictions as set forth in the Special Administrative Measures for Foreign Investment Access (Negative List) (2020 Version) (the “**2020 Negative List**”), which was promulgated and amended from time to time jointly by the National Development and Reform Commission of the PRC (the “**NDRC**”) and Ministry of Commerce of the PRC (the “**MOFCOM**”), the latest version of which was released on 23 June 2020 and became effective on 23 June 2020. Foreign investment in industries which fall within the 2020 Negative List shall be subject to special administration measures as set forth therein.

According to the 2020 Negative List, foreign invested telecommunications enterprises (each a “**FITE**”) in the PRC are generally required to be established as Sino-foreign equity joint ventures with limited exceptions. In general, the foreign party to a FITE engaging in value-added telecommunications services may hold up to 50% of the equity of the FITE, of which the geographical area it may conduct telecommunications services is provided by the Ministry of Industry and Information Technology in accordance with relevant provisions as mentioned above. In addition, the major foreign investor in a value-added telecommunications business in China must satisfy a number of stringent performance and operational experience requirements, including demonstrating a good track record and experience in operating a value-added telecommunications business overseas.

During the year ended 31 December 2022, certain business activities of the Group which are categorised as “restricted” business under the PRC laws and regulations have been carried by the Group through a series of contractual arrangements (the “**VIE Agreements**” or “**Nongmuren VIE Agreements**”) with certain PRC nationals to control Jiangsu Nongmuren Electronic Business Corp.* (江蘇農牧人電子商務股份有限公司) (“**Jiangsu Nongmuren**” or the “**Nongmuren Structured Entity**”), a company incorporated in the PRC limited by shares, pursuant to which the economic benefits and control of Jiangsu Nongmuren are transferred to the relevant subsidiary of the Company (the “**VIE Structure**” or “**Nongmuren VIE Structure**”).

Jiangsu Nongmuren currently holds the ICP (Internet Content Provider) License (No. SU B2-20170344) issued by the Jiangsu Communications Administration, under which, Jiangsu Nongmuren operates two types of businesses and services, including (1) Online data processing and transaction processing services (operating e-commerce) in Category II of value-added telecommunications services; and (2) Information services in Category II value added telecommunications services (limited to internet information services).

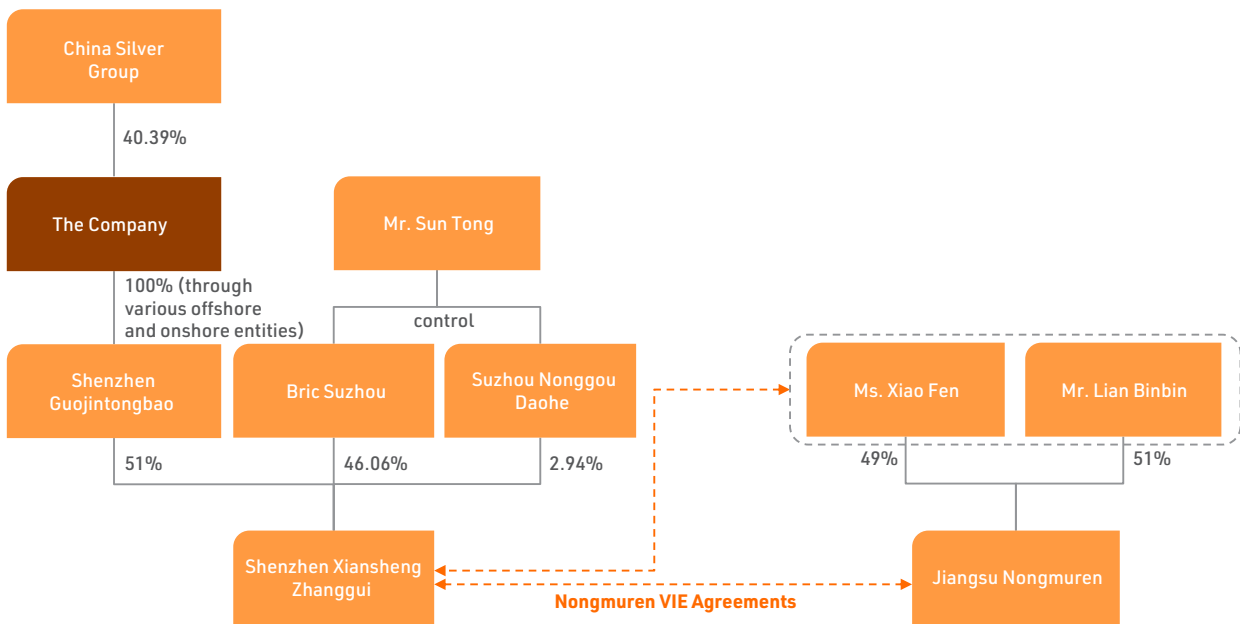
Given that the foreign investment in the industry in which the Nongmuren Structured Entity operates is subject to restrictions under PRC laws and regulations, the VIE Agreements were entered into to allow the Company to exercise control over the operations of the Nongmuren Structured Entity to enjoy the economic benefits generated by the Nongmuren Structured Entity via the contractual arrangements. The VIE Agreements are narrowly tailored as they are necessary to address the foreign ownership restriction for the Company in the value-added telecommunication business, as set forth above. The VIE Agreements are also narrowly tailored to achieve the business purposes of the Company and minimize the potential for conflict with relevant PRC laws and regulations.

REPORT OF THE DIRECTORS

Major Terms of the Contractual Arrangements

Mr. Lian Binbin and Ms. Xiao Fen are the registered owners of Jiangsu Nongmuren. They are employees of the Group (not being directors of China Silver Group or the Company or any of their respective subsidiaries).

The following diagram illustrates the shareholding and ownership structure of Jiangsu Nongmuren:



REPORT OF THE DIRECTORS

The Nongmuren VIE Agreements comprise the following agreements:

- (1) An exclusive option agreement entered into among Shenzhen Xiansheng Zhanggui Technology Co., Ltd.* (深圳鮮生掌櫃科技有限公司) (“**Shenzhen Xiansheng Zhanggui**”), Ms. Xiao Fen, Mr. Lian Binbin and Jiangsu Nongmuren, whereby Ms. Xiao Fen and Mr. Lian Binbin irrevocably grant Shenzhen Xiansheng Zhanggui an exclusive option to purchase all or part of the equity interest in Jiangsu Nongmuren and an exclusive option to purchase all or part of Jiangsu Nongmuren’s assets;
- (2) An exclusive consultancy and services agreement entered into between Shenzhen Xiansheng Zhanggui and Jiangsu Nongmuren, whereby Jiangsu Nongmuren exclusively engages Shenzhen Xiansheng Zhanggui to provide consultancy services and agrees to pay Shenzhen Xiansheng Zhanggui service fees in an amount equal to 100% of Jiangsu Nongmuren’s annual net profit or an amount otherwise agreed by the parties;
- (3) An equity pledge agreement entered into among Shenzhen Xiansheng Zhanggui, Ms. Xiao Fen, Mr. Lian Binbin and Jiangsu Nongmuren, whereby Ms. Xiao Fen and Mr. Lian Binbin agree to pledge all of their equity interest in Jiangsu Nongmuren to Shenzhen Xiansheng Zhanggui to secure their contractual obligations under the Nongmuren VIE Agreements;
- (4) Shareholder voting right entrustment agreements entered into (i) among Shenzhen Xiansheng Zhanggui, Ms. Xiao Fen and Jiangsu Nongmuren; and (ii) among Shenzhen Xiansheng Zhanggui, Mr. Lian Binbin and Jiangsu Nongmuren, whereby Ms. Xiao Fen and Mr. Lian Binbin irrevocably agree to authorize any person designated by Shenzhen Xiansheng Zhanggui to exercise their rights and powers as shareholders of Jiangsu Nongmuren; and
- (5) Spouse consent letters executed by (i) Ms. Xiao Fen; and (ii) the present spouse of Mr. Lian Binbin, whereby Ms. Xiao Fen undertakes to procure her future spouse to agree, and the present spouse of Mr. Lian Binbin agrees, to execute all necessary documents and take all necessary actions for ensuring the due performance of the Nongmuren VIE Agreements and not to bring any claim in respect of the equity interest in Jiangsu Nongmuren held by Ms. Xiao Fen and Mr. Lian Binbin, respectively.

Business activities of Jiangsu Nongmuren, significance and financial contribution of the Nongmuren Structured Entity to the Group

Jiangsu Nongmuren is the developer and operator of the Nongmuren supply chain and sales platforms, which conducts integrated online-and-offline sales of fresh food in the PRC, and provides related electronic platforms and branding and SaaS services in the PRC. Through the investment into Jiangsu Nongmuren, the Group expands its business operations from the retail of jewellery, a non-essential good, to the retail of agricultural products, an essential good, thereby digitally empowering another traditional industry, namely the agricultural products industry, and promoting the modernization of agricultural industry.

REPORT OF THE DIRECTORS

During the year ended 31 December 2022, the Nongmuren Structured Entity was significant to the Group as it held relevant license to provide internet information services. The following table sets out the financial contribution of the Nongmuren Structured Entity to the Group:

Revenue for the year ended 31 December 2022 (RMB '000)	Assets as at 31 December 2022 (RMB '000)
1,509,807	76,841

Risks and mitigation relating to the Nongmuren VIE Structure

In connection with the VIE Structure, the Group is subject to certain risks and limitations, which are summarized below:

- (a). Uncertainties exist with respect to the interpretation and implementation of the newly enacted PRC Foreign Investment Law* (《中華人民共和國外商投資法》) (the "2019 FIL") and how it may impact the viability of the current corporate structure, VIE Agreements, corporate governance and business operations of the Group and Jiangsu Nongmuren. If the PRC government finds that the VIE Agreements and/or Jiangsu Nongmuren to operate certain businesses in the PRC through the VIE Agreements do not comply with PRC laws and regulations, or if these laws or regulations or their interpretations change in the future, the Group could be subject to severe consequences and penalties, including the nullification of the VIE Agreements and forced relinquishment of the interests received through the VIE Agreements.
- (b). The VIE Agreements may not be as effective in providing operational control as direct ownership and Jiangsu Nongmuren or its shareholders may fail to perform their obligations under the VIE Agreements.
- (c). The exercise of the option to acquire the equity interest in Jiangsu Nongmuren may be subject to substantial amount of costs and time.
- (d). Certain terms of the VIE Agreements may not be enforceable under PRC laws and enforcement of certain of the Group's rights under the VIE Agreements is subject to regulatory approval.
- (e). The shareholders of Jiangsu Nongmuren may have conflicts of interests with the Group, which may materially and adversely affect the Group's business and financial conditions.
- (f). Shenzhen Xiansheng Zhanggui bears as the primary beneficiary of Jiangsu Nongmuren, financial support to Jiangsu Nongmuren and potential exposure of Jiangsu Nongmuren to losses.
- (g). The VIE Agreements may be subject to scrutiny by the PRC tax authorities and additional taxes may be imposed.

There are uncertainties with respect to the interpretation and implementation of the newly enacted 2019 FIL. As such, the Board will closely monitor the development of the 2019 FIL with the help of the Company's PRC legal adviser, including but not limited to any new negative list issued by or approved to be issued by the State Council, or any future laws, administrative regulations or provisions prescribed by relevant governmental authorities. The Company will then discuss with its PRC legal adviser in order to assess any possible impact arising from the development of the 2019 FIL on the VIE Agreements and the business operation of the Company and Jiangsu Nongmuren.

REPORT OF THE DIRECTORS

In case there would be material and adverse effect on the Company or the business of Jiangsu Nongmuren arising from the 2019 FIL, the Company will disclose, as soon as possible: (i) updates of material development to the 2019 FIL as and when it occurs; and (ii) specific measures taken by the Company to fully comply with the development to the 2019 FIL and any material impact of the development of the 2019 FIL on the Company's operations and financial position.

Up to 31 December 2022, the Group did not maintain any insurance to cover the risks relating to the VIE Agreements.

Despite the above, as advised by the PRC legal advisers to the Company, the Nongmuren VIE Structure is in compliance with and, to the extent governed by the PRC laws currently in force, are enforceable under the current PRC laws. The Company will monitor the relevant PRC laws and regulations relevant to the VIE Structure and will take all necessary actions to protect the Company's interest in Jiangsu Nongmuren.

Material changes

During the year ended 31 December 2022, there was no material change in the Nongmuren VIE Agreements and the Nongmuren VIE Structure, and/or the circumstances under which they were adopted.

Given that the restrictions that led to the adoption of the Nongmuren VIE Agreements and the Nongmuren VIE Structure are still in place as of the date of this report, the Nongmuren VIE Agreements and the Nongmuren VIE Structure are still in place and there is no failure to terminate them.

EQUITY-LINKED AGREEMENTS

The Company has adopted two employee share schemes as incentives to eligible employees.

Pre-IPO Employee Share Scheme

The Company adopted a pre-IPO employee share scheme on 6 June 2016 which was subsequently reconstituted on 16 February 2017 (the "Pre-IPO Employee Share Scheme"). Participants of the Pre-IPO Employee Share Scheme are employees of the Group. The purpose of the Pre-IPO Employee Share Scheme was to further align the interests of the employee participants with those of the Group and incentivize the employee participants. Pursuant to the Pre-IPO Employee Share Scheme, Mr. Lin Ting, an employee of the Group, acts as the trustee and holds 166,025,000 Shares on trust for the benefit of himself and other 57 scheme participants. Grant was made one-off upon adoption of the Pre-IPO Employee Share Scheme, and no further grants would be made under the scheme. Awarded shares were fully vested once issued. The maximum entitlement of each participant under the Pre-IPO Employee Share Scheme varies. There is no definite expiry date to the Pre-IPO Employee Share Scheme.

The 166,025,000 Shares under the Pre-IPO Employee Share Scheme were issued to Blaze Loop Limited (a wholly-owned investment holding vehicle of Mr. Lin Ting) on 16 February 2017. Employees may withdraw shares from the trust at anytime. As at 31 December 2022, the number of Shares still held by the trustee under the Pre-IPO Employee Share Scheme was 88,900,000 as certain participants had withdrawn a total of 2,000,000 Shares (to which they were beneficially entitled) from the trust under the Pre-IPO Employee Share Scheme during the year ended 31 December 2022 to hold such Shares in their respective own names. No further shares will be issued pursuant to the Pre-IPO Employee Share Scheme. The 88,900,000 Shares issued under the Share Scheme and not yet withdrawn by the participants represent approximately 7.18% of the issued shares as at the date of this report.

REPORT OF THE DIRECTORS

Details of the movement of the Shares under the Pre-IPO Employee Share Scheme during the year ended 31 December 2022 are as follows:

	Date of grant	Outstanding as at 1 January 2022	Withdrawn from the trust during the year	Lapsed/ forfeited during the year	Outstanding as at 31 December 2022
Directors	-	-	-	-	-
Five highest paid employees					
In aggregate	6 June 2016	10,500,000	-	-	10,500,000
Other employees					
In aggregate	6 June 2016	80,400,000	2,000,000	-	78,400,000
Total		90,900,000	2,000,000		88,900,000

Please refer to the section headed "History, Reorganisation and Group Structure" in the Prospectus for further details of the Pre-IPO Employee Share Scheme, which was referred to as the "Employee Share Scheme" therein.

Post-IPO Employee Share Scheme

The Company further adopted a post-IPO employee share scheme on 6 May 2019 (the "Post-IPO Employee Share Scheme"). The purpose of the Post-IPO Share Scheme was to further align the interests of the employee participants with those of the Group and incentivize the employee participants. Participants of the Post-IPO Employee Share Scheme are employees of the Group. Pursuant to the Post-IPO employee share scheme, Ms. Xue Meiqi, an employee of the Group, acts as the trustee and holds 84,287,040 Shares on trust for the benefit of 40 scheme participants. Grant was made one-off upon adoption of the Post-IPO Employee Share Scheme, and no further grants would be made under the scheme. Awarded shares were fully vested once issued. The maximum entitlement of each participant under the Post-IPO Employee Share Scheme varies. There is no definite expiry date to the Post-IPO Employee Share Scheme.

REPORT OF THE DIRECTORS

The 84,287,040 Shares under the Post-IPO Employee Share Scheme were issued to Ascend Delight Holdings Limited (a wholly-owned investment holding vehicle of Ms. Xue Meiqi) on 30 August 2019. Employees may withdraw shares from the trust at anytime (after expiry of lock-up period, if any). No further shares will be issued pursuant to the Post-IPO Employee Share Scheme. The 84,287,040 Shares issued under the Post-IPO Employee Share Scheme and not yet withdrawn by the participants represent approximately 6.81% of the issued shares as at the date of this report.

Details of the movement of the Shares under the Post-IPO Employee Share Scheme during the year ended 31 December 2022 are as follows:

	Date of grant	Outstanding as at 1 January 2022	Withdrawn from the trust during the year	Lapsed/ forfeited during the year	Outstanding as at 31 December 2022
Directors	-	-	-	-	-
Five highest paid employees					
In aggregate	-	-	-	-	-
Other employees					
In aggregate	6 May 2019	84,287,040	-	-	84,287,040
Total		84,287,040			84,287,040

Please refer to the circular of the Company dated 31 July 2019 for further details of the Post-IPO Employee Share Scheme, which was referred to as the "New Employee Share Scheme" therein.

Details of such Shares held by Mr. Lin Ting and Ms. Xue Meiqi are set out in the paragraph headed "Substantial Shareholders' Interests and Short Positions in Shares and Underlying Shares" above.

Other than the Pre-IPO Employee Share Scheme and the Post-IPO Employee Share Scheme, no equity-linked agreements that will or may result in the Company issuing Shares or requiring the Company to enter into any agreements that will or may result in the Company issuing Shares were entered into by the Company during the year ended 31 December 2022 or subsisted at the end of the year.

EXPOSURE TO FLUCTUATIONS IN EXCHANGE RATES

We mainly operate in the PRC with most of the transactions settled in Renminbi and therefore have minimal exposure to foreign exchange risk. We have not used any derivative financial instrument to hedge against our exposure to foreign exchange risk but will closely monitor such risk on an ongoing basis. For a detailed discussion, please refer to note 3 to the consolidated financial statements.

AUDIT COMMITTEE

The Audit Committee has reviewed the financial reporting processes, risk management and internal control systems of the Group. The Audit Committee has also reviewed and discussed with the external auditor the audited consolidated financial statements for the year ended 31 December 2022. The Audit Committee is of the opinion that these statements had complied with the applicable accounting standards, the Listing Rules and legal requirements, and that adequate disclosures had been made.

REPORT OF THE DIRECTORS

CODE OF CONDUCT REGARDING DIRECTORS' SECURITIES AND SECURITIES TRANSACTIONS

The Company has adopted a code of conduct regarding Directors' securities transactions on terms no less exacting than the required standard set out in the Model Code contained in the Listing Rules. Specific enquiry has been made to all the Directors and the Directors have confirmed that they had complied with such code of conduct throughout the year ended 31 December 2022.

PERMITTED INDEMNITY PROVISION

Pursuant to article 191 of the Articles of Association, every Director is entitled to be indemnified and secured harmless out of the assets and profits of the Company from and against all actions, costs, charges, losses, damages and expenses which he may incur or sustain by reason of any act done, concurred in or omitted in or about the execution of the duties of his office or otherwise in relation thereto (except such is incurred or sustained through his own fraud or dishonesty). Such provision is currently in force as of the date of this report and was in force throughout the year ended 31 December 2022.

The Company has taken out and maintained appropriate directors' and officers' liability insurance coverage for the directors and officers of the Company throughout the year ended 31 December 2022.

TAX RELIEF

The Company is not aware of any relief from taxation available to the shareholders by reason of their holding of the Shares.

CORPORATE GOVERNANCE

The Company is committed to the highest standard of corporate governance practices. Information on the corporate governance practices adopted by the Company is set out in the Corporate Governance Report on pages 26 to 43. of this report.

SUFFICIENCY OF PUBLIC FLOAT

Based on information publicly available to the Company and to the knowledge of the Directors, at least 25% of the Company's total issued share capital, the prescribed minimum percentage of public float approved by the Stock Exchange and permitted under the Listing Rules, have been held by the public at all times for the year ended 31 December 2022 and up to the date of this report.

AUDITOR

The consolidated financial statements of the Company for the year ended 31 December 2022 have been audited by Linksfeld CPA Limited. Linksfeld CPA Limited was appointed as auditor of the Company on 19 January 2023 after the resignation of Moore Stephens CPA Limited.

Linksfeld CPA Limited will retire and, being eligible, offer themselves for re-appointment at the forthcoming annual general meeting of the Company. A resolution will be submitted to the forthcoming annual general meeting of the Company for the re-appointment of Linksfeld CPA Limited as auditor of the Company.

On behalf of the Board

Chen He
Chairman

Hong Kong, 28 March 2023

INDEPENDENT AUDITOR'S REPORT



LINKSFIELD CPA LIMITED
金道連城會計師事務所有限公司
Units 2001-02, 20/F., Podium Plaza, 5 Hanoi Road,
Tsim Sha Tsui, Hong Kong
香港尖沙咀河內道5號普基商業中心20樓2001-02室

TO THE SHAREHOLDERS OF CSMALL GROUP LIMITED
(Incorporated in the Cayman Islands with limited liability)

OPINION

What we have audited

The consolidated financial statements of CSMall Group Limited (the “**Company**”) and its subsidiaries (the “**Group**”) set out on pages 68 to 141, which comprise:

- the consolidated statement of financial position as at 31 December 2022;
- the consolidated statement of profit or loss and other comprehensive income for the year then ended;
- the consolidated statement of changes in equity for the year then ended;
- the consolidated statement of cash flows for the year then ended; and
- the notes to the consolidated financial statements, which include a summary of significant accounting policies and other explanatory information.

Our opinion

In our opinion, the consolidated financial statements give a true and fair view of the consolidated financial position of the Group as at 31 December 2022, and of its consolidated financial performance and its consolidated cash flows for the year then ended in accordance with International Financial Reporting Standards (“**IFRSs**”) issued by the International Accounting Standards Board (the “**IASB**”) and have been properly prepared in compliance with the disclosure requirements of the Hong Kong Companies Ordinance.

BASIS FOR OPINION

We conducted our audit in accordance with Hong Kong Standards on Auditing (“**HKSAs**”). Our responsibilities under those standards are further described in the Auditor’s Responsibilities for the Audit of the Consolidated Financial Statements section of our report.

We believe that the audit evidence we have obtained is sufficient and appropriate to provide a basis for our opinion.

Independence

We are independent of the Group in accordance with The Hong Kong Institute of Certified Public Accountants’s (“**HKICPA**”) Code of Ethics for Professional Accountants (“**the Code**”), and we have fulfilled our other ethical responsibilities in accordance with the Code.

INDEPENDENT AUDITOR'S REPORT

KEY AUDIT MATTERS

Key audit matters are those matters that, in our professional judgment, were of most significance in our audit of the consolidated financial statements of the current period. These matters were addressed in the context of our audit of the consolidated financial statements as a whole, and in forming our opinion thereon, and we do not provide a separate opinion on these matters.

Key audit matter

Valuation of inventories

We identified valuation of inventories as a key audit matter due to the significance of balance to the consolidated financial statements and significant management's judgment involved in the valuation process.

As explained in Note 4 to the consolidated financial statements, the management regularly reviews its inventory levels and ageing analysis to identify potential valuation problem of inventories and estimates the net realisable value of those inventories based primarily on the current market conditions and subsequent selling price.

Referring to Notes 4 and 22 to the consolidated financial statements, the carrying amount of inventories in the consolidated statement of financial position as at 31 December 2022 amounted to RMB993,691,000, without any write-down being recognised.

How our audit addressed the key audit matter

Our procedures in relation to assessing the appropriateness of the valuation of the inventories included:

- Obtaining an understanding of the Group's inventory provision policy and the management's processes in identifying potential valuation problem of inventories;
- Testing the accuracy of the ageing analysis prepared by the management, on a sample basis, by tracing to good receipt notes;
- Assessing whether potential valuation problem of inventories was properly identified after taking into account the current market conditions and ageing analysis; and
- Comparing the actual selling prices of finished goods subsequent to year end, on a sample basis, to their carrying amounts to check whether the finished goods are measured at the lower of cost and net realisable value.

INDEPENDENT AUDITOR'S REPORT

KEY AUDIT MATTERS (CONTINUED)

Key audit matter

Revenue recognition

The revenue of the Group is mainly comprises income from designing and sales jewellery and sales of fresh food product. For the year ended 31 December 2022, the recognised revenue of the Group was RMB1,790,311,000. Refer to Note 6 to the consolidated financial statements.

Since the accurate recognition of revenue has a material impact on the financial statements. Therefore, revenue recognition was identified as a key audit matter.

For disclosure on the revenue recognition policy, please refer to Note 2.

How our audit addressed the key audit matter

Our procedures in relation to assessing the appropriateness of the accuracy of revenue included:

- Obtaining an understanding of processes and internal controls of revenue recognition;
- Performing testing on the design and execution effectiveness of key internal controls;
- Inspecting the sales contract on a sampling basis to identify the sales business contract and each individual performance obligation, and evaluated whether the point of time when the customer obtains control of the service as judged by the management meets the requirements of the IFRSs; and
- Performing analytical procedures and detailed tests to review the completeness, authenticity, cut-off of revenue accounting and the accuracy of disclosure.

INDEPENDENT AUDITOR'S REPORT

OTHER INFORMATION

The directors of the Company are responsible for the other information. The other information comprises all of the information included in the annual report other than the consolidated financial statements and our auditor's report thereon.

Our opinion on the consolidated financial statements does not cover the other information and we do not express any form of assurance conclusion thereon.

In connection with our audit of the consolidated financial statements, our responsibility is to read the other information and, in doing so, consider whether the other information is materially inconsistent with the consolidated financial statements or our knowledge obtained in the audit or otherwise appears to be materially misstated.

If, based on the work we have performed, we conclude that there is a material misstatement of this other information, we are required to report that fact. We have nothing to report in this regard.

RESPONSIBILITIES OF DIRECTORS AND THE AUDIT COMMITTEE FOR THE CONSOLIDATED FINANCIAL STATEMENTS

The directors of the Company are responsible for the preparation of the consolidated financial statements that give a true and fair view in accordance with IFRSs issued by the IASB and the disclosure requirements of the Hong Kong Companies Ordinance, and for such internal control as the directors determine is necessary to enable the preparation of consolidated financial statements that are free from material misstatement, whether due to fraud or error.

In preparing the consolidated financial statements, the directors are responsible for assessing the Group's ability to continue as a going concern, disclosing, as applicable, matters related to going concern and using the going concern basis of accounting unless the directors either intend to liquidate the Group or to cease operations, or have no realistic alternative but to do so.

The Audit Committee is responsible for overseeing the Group's financial reporting process.

INDEPENDENT AUDITOR'S REPORT

AUDITOR'S RESPONSIBILITIES FOR THE AUDIT OF THE CONSOLIDATED FINANCIAL STATEMENTS

Our objectives are to obtain reasonable assurance about whether the consolidated financial statements as a whole are free from material misstatement, whether due to fraud or error, and to issue an auditor's report that includes our opinion. We report our opinion solely to you, as a body, in accordance with Section 405 of the Hong Kong Companies Ordinance and for no other purpose. We do not assume responsibility towards or accept liability to any other person for the contents of this report. Reasonable assurance is a high level of assurance, but is not a guarantee that an audit conducted in accordance with HKSAs will always detect a material misstatement when it exists. Misstatements can arise from fraud or error and are considered material if, individually or in the aggregate, they could reasonably be expected to influence the economic decisions of users taken on the basis of these consolidated financial statements.

As part of an audit in accordance with HKSAs, we exercise professional judgment and maintain professional scepticism throughout the audit. We also:

- Identify and assess the risks of material misstatement of the consolidated financial statements, whether due to fraud or error, design and perform audit procedures responsive to those risks, and obtain audit evidence that is sufficient and appropriate to provide a basis for our opinion. The risk of not detecting a material misstatement resulting from fraud is higher than for one resulting from error, as fraud may involve collusion, forgery, intentional omissions, misrepresentations, or the override of internal control.
- Obtain an understanding of internal control relevant to the audit in order to design audit procedures that are appropriate in the circumstances, but not for the purpose of expressing an opinion on the effectiveness of the Group's internal control.
- Evaluate the appropriateness of accounting policies used and the reasonableness of accounting estimates and related disclosures made by the directors.
- Conclude on the appropriateness of the directors' use of the going concern basis of accounting and, based on the audit evidence obtained, whether a material uncertainty exists related to events or conditions that may cast significant doubt on the Group's ability to continue as a going concern. If we conclude that a material uncertainty exists, we are required to draw attention in our auditor's report to the related disclosures in the consolidated financial statements or, if such disclosures are inadequate, to modify our opinion. Our conclusions are based on the audit evidence obtained up to the date of our auditor's report. However, future events or conditions may cause the Group to cease to continue as a going concern.

INDEPENDENT AUDITOR'S REPORT

AUDITOR'S RESPONSIBILITIES FOR THE AUDIT OF THE CONSOLIDATED FINANCIAL STATEMENTS (CONTINUED)

- Evaluate the overall presentation, structure and content of the consolidated financial statements, including the disclosures, and whether the consolidated financial statements represent the underlying transactions and events in a manner that achieves fair presentation.
- Obtain sufficient appropriate audit evidence regarding the financial information of the entities or business activities within the Group to express an opinion on the consolidated financial statements. We are responsible for the direction, supervision and performance of the group audit. We remain solely responsible for our audit opinion.

We communicate with the Audit Committee regarding, among other matters, the planned scope and timing of the audit and significant audit findings, including any significant deficiencies in internal control that we identify during our audit.

We also provide the Audit Committee with a statement that we have complied with relevant ethical requirements regarding independence, and to communicate with them all relationships and other matters that may reasonably be thought to bear on our independence, and where applicable, actions taken to eliminate threats or safeguards applied.

From the matters communicated with the Audit Committee, we determine those matters that were of most significance in the audit of the consolidated financial statements of the current period and are therefore the key audit matters. We describe these matters in our auditor's report unless law or regulation precludes public disclosure about the matter or when, in extremely rare circumstances, we determine that a matter should not be communicated in our report because the adverse consequences of doing so would reasonably be expected to outweigh the public interest benefits of such communication.

The engagement partner on the audit resulting in this independent auditor's report is Chan Tsz Yeung.

Linksfield CPA Limited

Certified Public Accountants

Hong Kong, 28 March 2023

CONSOLIDATED STATEMENT OF PROFIT OR LOSS AND OTHER COMPREHENSIVE INCOME

For the year ended 31 December 2022

	Notes	2022 RMB'000	2021 RMB'000
Revenue	6	1,790,311	364,187
Cost of sales and services provided		(1,737,930)	(301,080)
Gross profit		52,381	63,107
Other income, net	7a	1,819	2,230
Other gains and losses, net	7b	(2,389)	(1,012)
Selling and distribution expenses		(41,812)	(29,693)
Administrative expenses		(36,915)	(34,532)
Research and development expenses	8	(281)	-
(Provision for) reversal of impairment loss under expected credit loss model, net	10	(1,549)	8,729
Finance costs	9	(4,655)	(455)
(Loss) profit before income tax		(33,401)	8,374
Income tax expense	11	(870)	(8,303)
(Loss) profit and total comprehensive (expense) income for the year	12	(34,271)	71
(Loss) profit and total comprehensive (expense) income for the year attributable to:			
Owners of the Company		(25,603)	71
Non-controlling interest		(8,668)	-
		(34,271)	71
(Loss) earnings per share	15	RMB	RMB
Basic		(0.021)	0.000
Diluted		N/A	N/A

The above consolidated statement of profit or loss and other comprehensive income should be read in conjunction with the accompanying notes.

CONSOLIDATED STATEMENT OF FINANCIAL POSITION

At 31 December 2022

	Notes	2022 RMB'000	2021 RMB'000
NON-CURRENT ASSETS			
Property, plant and equipment	16	12,683	16,883
Goodwill	19	12,476	-
Right-of-use assets	17	5,027	8,326
Intangible assets	18	6,196	-
Deferred tax assets	20	3,087	4,317
Refundable rental deposits		762	707
Deposits paid on acquisition of non-current assets	21	-	93
		40,231	30,326
CURRENT ASSETS			
Inventories	22	993,691	978,469
Trade and other receivables	23	108,667	175,869
Amount due from immediate holding company	24	13,372	13,256
Tax recoverable		948	-
Bank balances and cash	25	475,214	312,649
		1,591,892	1,480,243
CURRENT LIABILITIES			
Trade and other payables	26	126,199	83,191
Lease liabilities – current portion	27	3,958	4,069
Contract liabilities	28	5,317	2,636
Amounts due to fellow subsidiaries	24	3,341	3,763
Amounts due to related companies	24	8,964	9,010
Amount due to a non-controlling interest	24	15,468	-
Income tax payable		5,637	5,570
Bank borrowings	29	84,062	-
		252,946	108,239
NET CURRENT ASSETS		1,338,946	1,372,004
TOTAL ASSETS LESS CURRENT LIABILITIES		1,379,177	1,402,330
CAPITAL AND RESERVES			
Share capital	30	842	842
Share premium and reserves		1,370,644	1,396,247
EQUITY ATTRIBUTABLE TO THE OWNERS OF THE COMPANY		1,371,486	1,397,089
Non-controlling interest		4,326	-
TOTAL EQUITY		1,375,812	1,397,089
NON-CURRENT LIABILITIES			
Deferred tax liabilities	20	1,549	-
Lease liabilities – non-current portion	27	1,816	5,241
		3,365	5,241
TOTAL EQUITY AND NON-CURRENT LIABILITIES		1,379,177	1,402,330

The consolidated financial statements on pages 68 to 141 were approved and authorised for issue by the board of directors on 28 March 2023 and were signed on its behalf by:

CHEN HE
DIRECTOR

QIAN PENGCHENG
DIRECTOR

The above consolidated statement of financial position should be read in conjunction with the accompanying notes.

CONSOLIDATED STATEMENT OF CHANGES IN EQUITY

For the year ended 31 December 2022

	Attributable to owners of the Company							Sub-Total RMB'000	Attributable to non- controlling interest RMB'000	Total equity RMB'000
	Share capital RMB'000	Share premium RMB'000	Contribution reserve RMB'000 (Note i)	Other reserve RMB'000 (Note ii)	Statutory reserve RMB'000 (Note iii)	Exchange reserve RMB'000	Retained profit (accumulated losses) RMB'000			
At 1 January 2021	842	858,158	325,850	1,935	24,964	8	185,261	1,397,018	-	1,397,018
Profit and total comprehensive income for the year	-	-	-	-	-	-	71	71	-	71
Transfer	-	-	-	-	938	-	(938)	-	-	-
At 31 December 2021	842	858,158	325,850	1,935	25,902	8	184,394	1,397,089	-	1,397,089
Acquisition of a subsidiary (note iv)	-	-	-	-	-	-	-	-	12,994	12,994
Loss and total comprehensive expense for the year	-	-	-	-	-	-	(25,603)	(25,603)	(8,668)	(34,271)
At 31 December 2022	842	858,158	325,850	1,935	25,902	8	158,791	1,371,486	4,326	1,375,812

Notes:

- (i) The contribution reserve represents (a) net contribution from two fellow subsidiaries of the Group, included the funding and assets provided to the operation business of the Group prior to the reorganisation of the Group in preparation for listing (the "Reorganisation"), amounted to RMB224,000; (b) a subsidiary of the Group disposed of its 25% equity interest in an associate to China Silver Group (defined in Note 1) for a consideration of RMB40 million during the year ended 31 December 2016. Loss on disposal of the associate of RMB753,000 was recognised in the contribution reserve as deemed distribution; and (c) During the year ended 31 December 2016, the Group disposed of its entire equity interest in a subsidiary to China Silver Group at nil consideration. Gain on disposal of a subsidiary of RMB3,009,000 was recognised in the contribution reserve as deemed contribution.
- (ii) The other reserve represents the difference of (a) the consideration of RMB235,469,000 received of Pre-IPO investors for the issued shares of CSMall Group Limited BVI ("CSMall Group BVI"), a subsidiary of the Group, during the Reorganisation; and (b) the net asset value of CSMall Group BVI at the date of acquisition by the Company, amounted to RMB233,534,000 during the Reorganisation.
- (iii) According to the relevant laws of the People's Republic of China (the "PRC"), the Group's subsidiaries established in the PRC have to transfer a portion of their profits after income tax to the statutory reserve. The transfer to this reserve must be made before the distribution of a dividend to the equity owners. The transfer can cease when the balance of the reserve reaches 50% of the registered capital of the respective subsidiaries. The reserve can be applied either to set off accumulated losses or to increase capital.
- (iv) During the year ended 31 December 2022, the Group acquired 51% equity interest in Jiangsu Nongmuren Electronic Business Corp ("Jiangsu Nongmuren") from independent third parties by way of capital injection of RMB26,000,000 payable in cash to Jiangsu Nongmuren in two installments. Upon the completion of the transaction, the Group held 51% equity interest of Jiangsu Nongmuren. Details are set out in Note 31.

The above consolidated statement of changes in equity should be read in conjunction with the accompanying notes.

CONSOLIDATED STATEMENT OF CASH FLOWS

For the year ended 31 December 2022

	Notes	2022 RMB'000	2021 RMB'000
Cash flows from operating activities			
(Loss) profit before income tax		(33,401)	8,374
Adjustments for:			
Amortisation of intangible assets		774	-
Bank interest income		(1,146)	(1,146)
Depreciation of property, plant and equipment		4,637	5,204
Depreciation of right-of-use assets		3,879	5,676
Loss on early termination of leases		-	32
Finance costs		4,655	455
Provision for (reversal of) impairment loss under expected credit loss model, net		1,549	(8,729)
Write-off of property, plant and equipment		569	1,415
Operating cash flows before movements in working capital		(18,484)	11,281
(Increase) decrease in refundable rental deposits		(55)	91
Increase in inventories		(15,057)	(314,688)
Decrease in trade and other receivables		176,440	38,940
Decrease in trade and other payables		(70,459)	(46,899)
Increase (decrease) in contract liabilities		2,681	(3,523)
Cash generated from (used in) operations		75,066	(314,798)
Income tax paid		(715)	(4,765)
Net cash generated from (used in) operating activities		74,351	(319,563)
Cash flows from investing activities			
Net cash inflows from acquisition of a subsidiary	31	1,398	-
Interest received		1,146	1,146
(Advance to) repayment from immediate holding company		(116)	116
Purchase of property, plant and equipment		(755)	-
Advance to immediate holding company		-	(830)
Refund of deposits paid on acquisition of a land use right	26	-	25,275
Deposits and other direct costs paid on acquisition of a land use right	26	-	(30,881)
Net cash generated from (used in) investing activities		1,673	(5,174)

CONSOLIDATED STATEMENT OF CASH FLOWS

For the year ended 31 December 2022

	2022 RMB'000	2021 RMB'000
Cash flows from financing activities		
Repayment of trade loans	-	(10,000)
Proceed from bank borrowings	90,267	-
Repayment of bank borrowings	(10,000)	-
Repayment of lease liabilities	(4,116)	(4,812)
Interest paid	(4,655)	(455)
Advance from a non-controlling interest	15,467	-
Repayment to a fellow subsidiary	(422)	(175)
Net cash generated from (used in) financing activities	86,541	(15,442)
Net increase (decrease) in cash and cash equivalents	162,565	(340,179)
Cash and cash equivalents at the beginning of the year	312,649	652,828
Cash and cash equivalents at the end of the year	475,214	312,649

The above consolidated statement of cash flows should be read in conjunction with the accompanying notes.

NOTES TO THE CONSOLIDATED FINANCIAL STATEMENTS

For the year ended 31 December 2022

1. GENERAL INFORMATION

The Company was incorporated and registered as an exempted company with limited liability in the Cayman Islands on 19 January 2017. The address of the registered office is Intertrust Corporate Services (Cayman) Limited, One Nexus Way, Camana Bay, Grand Cayman, KY1-9005, Cayman Islands and principal place of business in Hong Kong of the Company is Unit 5, 17/F, China Merchants Tower, Shun Tak Centre, 168-200 Connaught Road Central, Sheung Wan, Hong Kong. The Company's shares are listed on the Main Board of The Stock Exchange of Hong Kong Limited (the "Stock Exchange") since 13 March 2018.

The Company is an investment holding company. The Group operates the business of design and sale of gold, silver, colored gemstones, gem-set and other jewellery products; and integrated online-and-offline sales of fresh food in the PRC, and providing related electronic platforms and branding and software as a service ("SaaS") services along the agricultural supply chain in the PRC.

The immediate and ultimate holding company is China Silver Group Limited ("China Silver Group"), a public limited company incorporated in the Cayman Islands with its shares listed on the Main Board of the Stock Exchange.

The consolidated financial statements are presented in Renminbi ("RMB"), which is the same as the functional currency of the Company.

2. SUMMARY OF SIGNIFICANT ACCOUNTING POLICIES

The principal accounting policies applied in the preparation of the consolidated financial statements are set out below. These policies have been consistently applied to all the years presented, unless otherwise stated.

2.1 Basis of preparation

The consolidated financial statements of the Company have been prepared in accordance with all applicable International Financial Reporting Standards ("IFRS") and requirements of the Hong Kong Companies Ordinance Cap. 622. The consolidated financial statements has been prepared under the historical cost convention.

The preparation of consolidated financial statements in conformity with IFRS requires the use of certain critical accounting estimates. It also requires management to exercise its judgment in the process of applying the Group's accounting policies. The areas involving a higher degree of judgment or complexity, or areas where assumptions and estimates are significant to the financial statements are disclosed in Note 4.

2.1(a) Amendments to IFRSs that are mandatorily effective for the current year

The Group has applied the following amendments for the first time for their annual reporting period commencing 1 January 2022:

Amendments to IAS 16	Property, Plant and Equipment: Proceeds before Intended Use
Amendments to IAS 37	Onerous Contracts – Cost of Fulfilling a Contract
Amendments to IFRSs	Annual Improvements to IFRS Standards 2018-2020
Amendments to IFRS 3	Reference to the Conceptual Framework

Except as described below, the application of the amendments to IFRSs in the current year has had no material impact on the Group's financial positions and performance for the current and prior years and/or on the disclosures set out in these consolidated financial statements.

NOTES TO THE CONSOLIDATED FINANCIAL STATEMENTS

For the year ended 31 December 2022

2. SUMMARY OF SIGNIFICANT ACCOUNTING POLICIES (continued)

2.1 Basis of preparation (continued)

2.1(b) New Standard and amendments to IFRSs in issue but not yet effective

The Group has not early applied the following new and amendments to IFRSs that have been issued but are not yet effective:

IFRS 17	Insurance Contracts and related Amendments ¹
Amendments to IFRS 16	Lease Liability in a Sale and Leaseback ²
Amendments to IFRS 10 and IAS 28	Sale or Contribution of Assets between an Investor and its Associate or Joint Venture ³
Amendments to IAS 1	Classification of Liabilities as Current or Non-current ²
Amendments to IAS 1	Non-current Liabilities with Covenants ²
Amendments to IAS 1 and IFRS Practice Statement 2	Disclosure of Accounting Policies ¹
Amendments to IAS 8	Definition of Accounting Estimates ¹
Amendments to IAS 12	Deferred Tax related to Assets and Liabilities arising from a Single Transaction ¹

1 Effective for annual periods beginning on or after 1 January 2023.

2 Effective for annual periods beginning on or after 1 January 2024.

3 Effective for annual periods beginning on or after a date to be determined.

The directors of the Company have assessed the financial impact on the Group of the adoption of the above new standards, amendments to existing standards, interpretations and accounting guideline. These standards, amendments and interpretation are not expected to have a material financial impact on the Group in the future reporting periods and on foreseeable future transactions. The Group is currently revisiting their accounting policy information disclosures to ensure consistency with the amended requirements. The Group intends to adopt the above new standards, amendments to existing standards, interpretations and accounting guideline when they become effective.

NOTES TO THE CONSOLIDATED FINANCIAL STATEMENTS

For the year ended 31 December 2022

2. SUMMARY OF SIGNIFICANT ACCOUNTING POLICIES (continued)

2.2 Subsidiaries

Subsidiaries are all entities (including structured entities) over which the Group has control. The Group controls an entity when the Group is exposed to, or has rights to, variable returns from its involvement with the entity and has the ability to affect those returns through its power to direct the activities of the entity. Subsidiaries are fully consolidated from the date on which control is transferred to the Group. They are deconsolidated from the date that control ceases.

Intercompany transactions, balances and unrealised gains on transactions between group companies are eliminated. Unrealised losses are also eliminated unless the transaction provides evidence of an impairment of the transferred asset. Accounting policies of subsidiaries have been changed where necessary to ensure consistency with the policies adopted by the Group.

Non-controlling interests in the results and equity of subsidiaries are shown separately in the consolidated statement of profit or loss and other comprehensive income, statement of changes in equity and consolidated statement of financial position respectively.

The Group treats transactions with non-controlling interests that do not result in a loss of control as transactions with equity owners of the Group. A change in ownership interest results in an adjustment between the carrying amounts of the controlling and non-controlling interests to reflect their relative interests in the subsidiary. Any difference between the amount of the adjustment to non-controlling interests and any consideration paid or received is recognised in a separate reserve within equity attributable to owners of the Company.

When the Group ceases to consolidate or equity account for an investment because of a loss of control, any retained interest in the entity is remeasured to its fair value with the change in carrying amount recognised in profit or loss. This fair value becomes the initial carrying amount for the purposes of subsequently accounting for the retained interest as an associate. In addition, any amounts previously recognised in other comprehensive income in respect of that entity are reclassified to profit or loss, as part of the gain or loss on sale.

2.3 Business combination

The Group applies the acquisition method to account for business combinations. The consideration transferred for the acquisition of a subsidiary comprises the:

- fair values of the assets transferred,
- liabilities incurred to the former owners of the acquired entity,
- equity interests issued by the Group,
- fair value of any asset or liability resulting from a contingent consideration arrangement, and
- fair value of any pre-existing equity interest in the subsidiary.

Identifiable assets acquired and liabilities and contingent liabilities assumed in a business combination are measured initially at their fair values at the acquisition date. The Group recognises any noncontrolling interest in the acquired entity on an acquisition-by-acquisition basis either at fair value or at the non-controlling interest's proportionate share of the acquired entity's net identifiable assets.

Acquisition-related costs are expensed as incurred.

NOTES TO THE CONSOLIDATED FINANCIAL STATEMENTS

For the year ended 31 December 2022

2. SUMMARY OF SIGNIFICANT ACCOUNTING POLICIES (continued)

2.3 Business combination (continued)

If the business combination is achieved in stages, the acquisition date carrying value of the acquirer's previously held equity interest in the acquiree is re-measured to fair value at the acquisition date; any gains or losses arising from such re-measurement are recognised in the consolidated statement of profit or loss. The excess of the consideration transferred, the amount of any non-controlling interest in the acquiree and the acquisition date fair value of any previous equity interest in the acquiree over the fair value of the identifiable net assets acquired is recorded as goodwill. If the total of consideration transferred, non-controlling interest recognised and previously held interest measured is less than the fair value of the net assets of the subsidiary acquired in the case of a bargain purchase, the difference is recognised directly in the consolidated statement of profit or loss.

2.4 Separate financial statements

Investments in subsidiaries are accounted for at cost less impairment losses. Cost also includes direct attributable costs of investment. The results of subsidiaries are accounted for by the Company on the basis of dividend received and receivable.

Impairment testing of the investments in subsidiaries is required upon receiving dividends from these investments if the dividend exceeds the total comprehensive income of the subsidiary in the period the dividend is declared or if the carrying amount of the investment in the separate financial statements exceeds the carrying amount in the consolidated financial statements of the investee's net assets including goodwill.

2.5 Segment reporting

Operating segments are reported in a manner consistent with the internal reporting provided to the chief operating decision-maker ("CODM"). The CODM, who is responsible for allocating resources and assessing performance of the operating segments, has been identified as the Executive Directors that make strategic decisions.

2.6 Foreign currency translation

- (i) **Functional and presentation currency**
Items included in the financial statements of each of the Group's entities are measured using the currency of the primary economic environment in which the entity operates (the "functional currency"). The Company's functional currency is RMB, which is the Company's and the Group's presentation currency.
- (ii) **Transactions and balances**
Foreign currency transactions are translated into the functional currency using the exchange rates prevailing at the dates of the transaction. Foreign exchange gains and losses resulting from the settlement of such transactions and from the translation at year-end exchange rates of monetary assets and liabilities denominated in foreign currencies are recognised in the consolidated statement of profit or loss.

NOTES TO THE CONSOLIDATED FINANCIAL STATEMENTS

For the year ended 31 December 2022

2. SUMMARY OF SIGNIFICANT ACCOUNTING POLICIES (continued)

2.6 Foreign currency translation (continued)

(iii) Group companies

The results and financial positions of all the group entities (none of which has the currency of a hyperinflationary economy) that have a functional currency different from the presentation currency are translated into the presentation currency as follows:

- assets and liabilities for each balance sheet presented are translated at the closing rate at the date of that balance sheet;
- income and expenses for each statement of profit or loss are translated at average exchange rates (unless this average is not a reasonable approximation of the cumulative effect of the rates prevailing on the transaction dates, in which case income and expenses are translated at the rates on the dates of the transactions); and
- all resulting exchange differences are recognised in other comprehensive income.

Goodwill and fair value adjustments arising on the acquisition of a foreign entity are treated as assets and liabilities of the foreign entity and translated at the closing rate. Exchange differences arising are recognised in other comprehensive income.

2.7 Revenue from contracts with customers

The Group recognises revenue when (or as) a performance obligation is satisfied, i.e. when "control" of the goods or services underlying the particular performance obligation is transferred to the customer.

A performance obligation represents a good or service (or a bundle of goods or services) that is distinct or a series of distinct goods or services that are substantially the same.

Control is transferred over time and revenue is recognised over time by reference to the progress towards complete satisfaction of the relevant performance obligation if one of the following criteria is met:

- the customer simultaneously receives and consumes the benefits provided by the Group's performance as the Group performs;
- the Group's performance creates or enhances an asset that the customer controls as the Group performs; or
- the Group's performance does not create an asset with an alternative use to the Group and the Group has an enforceable right to payment for performance completed to date.

NOTES TO THE CONSOLIDATED FINANCIAL STATEMENTS

For the year ended 31 December 2022

2. SUMMARY OF SIGNIFICANT ACCOUNTING POLICIES (continued)

2.7 Revenue from contracts with customers (continued)

Otherwise, revenue is recognised at a point in time when the customer obtains control of the distinct good or service.

A contract asset represents the Group's right to consideration in exchange for goods or services that the Group has transferred to a customer that is not yet unconditional. It is assessed for impairment in accordance with IFRS 9 "Financial Instruments" ("IFRS 9"). In contrast, a receivable represents the Group's unconditional right to consideration, i.e. only the passage of time is required before payment of that consideration is due.

A contract liability represents the Group's obligation to transfer goods or services to a customer for which the Group has received consideration (or an amount of consideration is due) from the customer.

Principal versus agent

When another party is involved in providing goods or services to a customer, the Group determines whether the nature of its promise is a performance obligation to provide the specified goods or services itself (i.e. the Group is a principal) or to arrange for those goods or services to be provided by the other party (i.e. the Group is an agent).

The Group is a principal if it controls the specified good or service before that good or service is transferred to a customer.

The Group is an agent if its performance obligation is to arrange for the provision of the specified good or service by another party. In this case, the Group does not control the specified good or service provided by another party before that good or service is transferred to the customer. When the Group acts as an agent, it recognises revenue in the amount of any fee or commission to which it expects to be entitled in exchange for arranging for the specified goods or services to be provided by the other party.

NOTES TO THE CONSOLIDATED FINANCIAL STATEMENTS

For the year ended 31 December 2022

2. SUMMARY OF SIGNIFICANT ACCOUNTING POLICIES (continued)

2.8 Leases

Definition of a lease

A contract is, or contains, a lease if the contract conveys the right to control the use of an identified asset for a period of time in exchange for consideration.

For contracts entered into or modified on or after the date of initial application or arising from business combinations, the Group assesses whether a contract is or contains a lease based on the definition under IFRS 16 at inception, modification date or acquisition date, as appropriate. Such contract will not be reassessed unless the terms and conditions of the contract are subsequently changed. As a practical expedient, leases with similar characteristics are accounted on a portfolio basis when the Group reasonably expects that the effects on the consolidated financial statements would not differ materially from individual leases within the portfolio.

The Group as a lessee

Allocation of consideration to components of a contract

For a contract that contains a lease component and one or more additional lease or non-lease components, the Group allocates the consideration in the contract to each lease component on the basis of the relative stand-alone price of the lease component and the aggregate stand-alone price of the non-lease components.

Non-lease components are separated from lease component and are accounted for by applying other applicable standards.

Short-term leases

The Group applies the short-term lease recognition exemption to leases of office premises and retail shops that have a lease term of 12 months or less from the commencement date and do not contain a purchase option. Lease payments on short-term leases are recognised as expense on a straight-line basis or another systematic basis over the lease term.

Right-of-use assets

The cost of right-of-use asset includes:

- the amount of the initial measurement of the lease liability;
- any lease payments made at or before the commencement date, less any lease incentives received;
- any initial direct costs incurred by the Group; and
- an estimate of costs to be incurred by the Group in dismantling and removing the underlying assets, restoring the site on which it is located or restoring the underlying asset to the condition required by the terms and conditions of the lease.

Right-of-use assets are measured at cost, less any accumulated depreciation and impairment losses, and adjusted for any remeasurement of lease liabilities.

Right-of-use assets in which the Group is reasonably certain to obtain ownership of the underlying leased assets at the end of the lease term are depreciated from commencement date to the end of the useful life. Otherwise, right-of-use assets are depreciated on a straight-line basis over the shorter of its estimated useful life and the lease term.

NOTES TO THE CONSOLIDATED FINANCIAL STATEMENTS

For the year ended 31 December 2022

2. SUMMARY OF SIGNIFICANT ACCOUNTING POLICIES (continued)

2.8 Leases (continued)

The Group as a lessee (continued)

Right-of-use assets (continued)

The Group presents right-of-use assets as a separate line item on the consolidated statement of financial position.

Refundable rental deposits

Refundable rental deposits paid are accounted under IFRS 9 and initially measured at fair value. Adjustments to fair value at initial recognition are considered as additional lease payments and included in the cost of right-of-use assets.

Lease liabilities

At the commencement date of a lease, the Group recognises and measures the lease liability at the present value of lease payments that are unpaid at that date. In calculating the present value of lease payments, the Group uses the incremental borrowing rate at the lease commencement date if the interest rate implicit in the lease is not readily determinable.

The lease payments include:

- fixed payments (including in-substance fixed payments) less any lease incentives receivable;
- variable lease payments that depend on an index or a rate, initially measured using the index or rate as at the commencement date;
- amounts expected to be payable by the Group under residual value guarantees;
- the exercise price of a purchase option if the Group is reasonably certain to exercise the option; and
- payments of penalties for terminating a lease, if the lease term reflects the Group exercising an option to terminate the lease.

After the commencement date, lease liabilities are adjusted by interest accretion and lease payments.

The Group remeasures lease liabilities (and makes a corresponding adjustment to the related right-of-use assets) whenever:

- the lease term has changed or there is a change in the assessment of exercise of a purchase option, in which case the related lease liability is remeasured by discounting the revised lease payments using a revised discount rate at the date of reassessment.
- the lease payments change due to changes in market rental rates following a market rent review, in which cases the related lease liability is remeasured by discounting the revised lease payments using the initial discount rate.

The Group presents lease liabilities as a separate line item on the consolidated statement of financial position.

NOTES TO THE CONSOLIDATED FINANCIAL STATEMENTS

For the year ended 31 December 2022

2. SUMMARY OF SIGNIFICANT ACCOUNTING POLICIES (continued)

2.8 Leases (continued)

The Group as a lessee (continued)

Lease modifications (continued)

Except for COVID-19-related rent concessions in which the Group applied the practical expedient, the Group accounts for a lease modification as a separate lease if:

- the modification increases the scope of the lease by adding the right to use one or more underlying assets; and
- the consideration for the leases increases by an amount commensurate with the stand-alone price for the increase in scope and any appropriate adjustments to that stand-alone price to reflect the circumstances of the particular contract.

For a lease modification that is not accounted for as a separate lease, the Group remeasures the lease liability based on the lease term of the modified lease by discounting the revised lease payments using a revised discount rate at the effective date of the modification.

The Group accounts for the remeasurement of lease liabilities by making corresponding adjustments to the relevant right-of-use asset. When the modified contract contains a lease component and one or more additional lease or non-lease components, the Group allocates the consideration in the modified contract to each lease component on the basis of the relative stand-alone price of the lease component and the aggregate stand-alone price of the non-lease components.

COVID-19-related rent concessions

In relation to rent concessions that occurred as a direct consequence of the COVID-19 pandemic, the Group has elected to apply the practical expedient not to assess whether the change is a lease modification if all of the following conditions are met:

- the change in lease payments results in revised consideration for the lease that is substantially the same as, or less than, the consideration for the lease immediately preceding the change;
- any reduction in lease payments affects only payments originally due on or before 30 June 2022; and
- there is no substantive change to other terms and conditions of the lease.

A lessee applying the practical expedient accounts for changes in lease payments resulting from rent concessions the same way it would account for the changes applying IFRS 16 if the changes are not a lease modification. Forgiveness or waiver of lease payments are accounted for as variable lease payments. The related lease liabilities are adjusted to reflect the amount forgiven or waived with a corresponding adjustment recognised in the profit or loss in the period in which the event occurs.

NOTES TO THE CONSOLIDATED FINANCIAL STATEMENTS

For the year ended 31 December 2022

2. SUMMARY OF SIGNIFICANT ACCOUNTING POLICIES (continued)

2.9 Borrowing costs

All other borrowing costs are recognised in profit or loss in the period in which they are incurred.

2.10 Government grants

Government grants are not recognised until there is reasonable assurance that the Group will comply with the conditions attaching to them and that the grants will be received.

Government grants related to income that are receivable as compensation for expenses or losses already incurred or for the purpose of giving immediate financial support to the Group with no future related costs are recognised in profit or loss in the period in which they become receivable. Such grants are presented under "other income".

2.11 Employee benefits

Retirement benefit costs

Payments to defined contribution retirement benefit plans including the state-managed retirement benefit schemes and the Mandatory Provident Fund Scheme are recognised as an expense when employees have rendered service entitling them to the contributions.

In accordance with the rules and regulations in the PRC, the PRC-based employees of the Group participate in various defined contribution retirement benefit plans organised by the relevant municipal and provincial governments in the PRC under which the Group and the PRC-based employees are required to make monthly contributions to these plans calculated as a percentage of the employees' salaries.

The municipal and provincial governments undertake to assume the retirement benefit obligations of all existing and future retired PRC-based employees' payable under the plans described above. Other than the monthly contributions, the Group has no further obligation for the payment of retirement and other post-retirement benefits of its employees. The assets of these plans are held separately from those of the Group in independently administrated funds managed by the PRC government.

The Group's contribution to the defined contribution retirement schemes are expensed as incurred.

Short-term employee benefits

Short-term employee benefits are recognised at the undiscounted amount of the benefits expected to be paid as and when employees rendered the services. All short-term employee benefits are recognised as an expense unless another IFRS requires or permits the inclusion of the benefit in the cost of an asset.

A liability is recognised for benefits accruing to employees (such as wages and salaries) after deducting any amount already paid.

NOTES TO THE CONSOLIDATED FINANCIAL STATEMENTS

For the year ended 31 December 2022

2. SUMMARY OF SIGNIFICANT ACCOUNTING POLICIES (continued)

2.12 Taxation

Income tax expense represents the sum of the tax currently payable and deferred tax.

The tax currently payable is based on taxable profit for the year. Taxable profit differs from (loss) profit before income tax because of income or expense that are taxable or deductible in other years and items that are never taxable or deductible. The Group's liability for current tax is calculated using tax rates that have been enacted or substantively enacted by the end of the reporting period.

Deferred tax is recognised on temporary differences between the carrying amounts of assets and liabilities in the consolidated financial statements and the corresponding tax bases used in the computation of taxable profit. Deferred tax liabilities are generally recognised for all taxable temporary differences. Deferred tax assets are generally recognised for all deductible temporary differences to the extent that it is probable that taxable profits will be available against which those deductible temporary differences can be utilised. Such deferred tax assets and liabilities are not recognised if the temporary difference arises from the initial recognition of assets and liabilities in a transaction that affects neither the taxable profit nor the accounting profit. In addition, deferred tax liabilities are not recognised if the temporary difference arise from the initial recognition of goodwill.

Deferred tax liabilities are recognised for taxable temporary differences associated with investments in subsidiaries, except where the Group is able to control the reversal of the temporary difference and it is probable that the temporary difference will not reverse in the foreseeable future. Deferred tax assets arising from deductible temporary differences associated with such investments are only recognised to the extent that it is probable that there will be sufficient taxable profits against which to utilise the benefits of the temporary differences and they are expected to reverse in the foreseeable future.

The carrying amount of deferred tax assets is reviewed at the end of each reporting period and reduced to the extent that it is no longer probable that sufficient taxable profits will be available to allow all or part of the asset to be recovered.

Deferred tax assets and liabilities are measured at the tax rates that are expected to apply in the period in which the liability is settled or the asset is realised, based on tax rate (and tax laws) that have been enacted or substantively enacted by the end of the reporting period.

The measurement of deferred tax liabilities and assets reflects the tax consequences that would follow from the manner in which the Group expects, at the end of the reporting period, to recover or settle the carrying amount of its assets and liabilities.

NOTES TO THE CONSOLIDATED FINANCIAL STATEMENTS

For the year ended 31 December 2022

2. SUMMARY OF SIGNIFICANT ACCOUNTING POLICIES (continued)

2.12 Taxation (continued)

For the purposes of measuring deferred tax for leasing transactions in which the Group recognises the right-of-use assets and the related lease liabilities, the Group first determines whether the tax deductions are attributable to the right-of-use assets or the lease liabilities.

For leasing transactions in which the tax deductions are attributable to the lease liabilities, the Group applies IAS 12 "Income Taxes" requirements to right-of-use assets and lease liabilities separately. Temporary differences on initial recognition of the relevant to right-of-use assets and lease liabilities are not recognised due to application of the initial recognition exemption. Temporary differences arising from subsequent revision to the carrying amounts of right-of-use assets and lease liabilities, resulting from remeasurement of lease liabilities and lease modifications, that are not subject to initial recognition exemption are recognised on the date of remeasurement or modification.

Deferred tax assets and liabilities are offset when there is a legally enforceable right to set off current tax assets against current tax liabilities and when they relate to income taxes levied to the same taxable entity by the same taxation authority.

Current and deferred tax are recognised in profit or loss, except when they relate to items that are recognised in other comprehensive income or directly in equity, in which case, the current and deferred tax are also recognised in other comprehensive income or directly in equity respectively. Where current tax or deferred tax arises from the initial accounting for a business combination, the tax effect is included in the accounting for the business combination.

2.13 Property, plant and equipment

Property, plant and equipment are tangible assets that are held for use in the production or supply of goods or services, or for administrative purposes. Property, plant and equipment are stated in the consolidated statement of financial position at cost less subsequent accumulated depreciation and subsequent accumulated impairment losses, if any.

Depreciation is recognised so as to write off the cost of assets less their residual values over their estimated useful lives, using the straight-line method. The estimated useful lives, residual values and depreciation method are reviewed at the end of each reporting period, with the effect of any changes in estimate accounted for on a prospective basis.

An item of property, plant and equipment is derecognised upon disposal or when no future economic benefits are expected to arise from the continued use of the asset. Any gain or loss arising on the disposal or retirement of an item of property, plant and equipment is determined as the difference between the sales proceeds and the carrying amount of the asset and is recognised in profit or loss.

NOTES TO THE CONSOLIDATED FINANCIAL STATEMENTS

For the year ended 31 December 2022

2. SUMMARY OF SIGNIFICANT ACCOUNTING POLICIES (continued)

2.14 Intangible assets

Intangible assets acquired separately

Intangible assets with finite useful lives that are acquired separately are carried at costs less accumulated amortisation and any accumulated impairment losses. Amortisation for intangible assets with finite useful lives is recognised on a straight-line basis over their estimated useful lives. The estimated useful life and amortisation method are reviewed at the end of each reporting period, with the effect of any changes in estimate being accounted for on a prospective basis. Intangible assets with indefinite useful lives that are acquired separately are carried at cost less any subsequent accumulated impairment losses.

Goodwill

Goodwill arises on the acquisition of subsidiaries represents the excess of the consideration transferred, the amount of any non-controlling interest in the acquiree and the acquisition date fair value of any previous equity interest in the acquiree over the fair value of the identified net assets acquired. For the purpose of impairment testing, goodwill acquired in a business combination is allocated to each of the cash-generating units ("CGUs"), or groups of CGUs, that is expected to benefit from the synergies of the combination. Each unit or group of units to which the goodwill is allocated represents the lowest level within the entity at which the goodwill is monitored for internal management purposes. Goodwill impairment reviews are undertaken annually or more frequently if events or changes in circumstances indicate a potential impairment. The Group performs its annual impairment reviews for goodwill as at 31 December every year. The carrying value of goodwill is compared to the recoverable amount, which is the higher of value in use and the fair value less costs of disposal. Any impairment is recognised immediately as an expense and is not subsequently reversed.

2.15 Impairment of property, plant and equipment, right-of-use assets and intangible assets other than goodwill

At the end of the reporting period, the Group reviews the carrying amounts of its property, plant and equipment, right-of-use assets and intangible assets with finite useful lives to determine whether there is any indication that these assets have suffered an impairment loss. If any such indication exists, the recoverable amount of the relevant asset is estimated in order to determine the extent of the impairment loss (if any). Intangible assets with indefinite useful lives and intangible assets not yet available for use are tested for impairment at least annually, and whenever there is an indication that the asset may be impaired.

The recoverable amount of property, plant and equipment, right-of-use assets and intangible assets are estimated individually. When it is not possible to estimate the recoverable amount individually, the Group estimates the recoverable amount of the cash-generating unit to which the asset belongs.

NOTES TO THE CONSOLIDATED FINANCIAL STATEMENTS

For the year ended 31 December 2022

2. SUMMARY OF SIGNIFICANT ACCOUNTING POLICIES (continued)

2.15 Impairment of property, plant and equipment, right -of-use assets and intangible assets other than goodwill (continued)

In testing a cash generating unit for impairment, corporate assets are allocated to the relevant cash-generating units when a reasonable and consistent basis of allocation can be established, or otherwise they are allocated to the smallest group of cash-generating units for which a reasonable and consistent allocation basis can be established. The recoverable amount is determined for the cash-generating unit or group of cash-generating units to which the corporate asset belongs, and is compared with the carrying amount of the relevant cash-generating unit or group of cash-generating units.

Recoverable amount is the higher of fair value less costs of disposal and value in use. In assessing value in use, the estimated future cash flows are discounted to their present value using a pre-tax discount rate that reflects current market assessments of the time value of money and the risks specific to the asset (or a cash-generating unit) for which the estimates of future cash flows have not been adjusted.

If the recoverable amount of an asset (or a cash-generating unit) is estimated to be less than its carrying amount, the carrying amount of the asset (or a cash-generating unit) is reduced to its recoverable amount. For corporate assets or portion of corporate assets which cannot be allocated on a reasonable and consistent basis to a cash-generating unit, the Group compares the carrying amount of a group of cash-generating units, including the carrying amounts of the corporate assets or portion of corporate assets allocated to that group of cash-generating units, with the recoverable amount of the group of cash-generating units. In allocating the impairment loss, the impairment loss is allocated first to reduce the carrying amount of any goodwill (if applicable) and then to the other assets on a pro-rata basis based on the carrying amount of each asset in the unit or the group of cash-generating units. The carrying amount of an asset is not reduced below the highest of its fair value less costs of disposal (if measurable), its value in use (if determinable) and zero. The amount of the impairment loss that would otherwise have been allocated to the asset is allocated pro rata to the other assets of the unit or the group of cash-generating units. An impairment loss is recognised immediately in profit or loss.

When an impairment loss subsequently reverses, the carrying amount of the asset (or cash-generating unit or a group of cash-generating units) is increased to the revised estimate of its recoverable amount, but so that the increased carrying amount does not exceed the carrying amount that would have been determined had no impairment loss been recognised for the asset (or cash-generating unit or a group of cash-generating units) in prior years. A reversal of an impairment loss is recognised immediately in profit or loss.

2.16 Inventories

Inventories are stated at the lower of cost and net realisable value. Costs of inventories are determined on a weighted average method. Net realisable value represents the estimated selling price for inventories less all estimated costs of completion and costs necessary to make the sale. Costs necessary to make the sale include incremental costs directly attributable, to the sale and non-incremental costs which the Group must incur to make the sale.

NOTES TO THE CONSOLIDATED FINANCIAL STATEMENTS

For the year ended 31 December 2022

2. SUMMARY OF SIGNIFICANT ACCOUNTING POLICIES (continued)

2.17 Provisions

Provisions are recognised when the Group has a present obligation (legal or constructive) as a result of a past event, it is probable that the Group will be required to settle that obligation, and a reliable estimate can be made of the amount of the obligation.

The amount recognised as a provision is the best estimate of the consideration required to settle the present obligation at the end of the reporting period, taking into account the risks and uncertainties surrounding the obligation. When a provision is measured using the cash flows estimated to settle the present obligation, its carrying amount is the present value of those cash flows (where the effect of the time value of money is material).

2.18 Financial instruments

Financial assets and financial liabilities are recognised when a group entity becomes a party to the contractual provisions of the instrument. All regular way purchase or sales of financial assets are recognised and derecognised on a trade date basis. Regular way purchases or sales of financial assets are purchases or sales of financial assets that require delivery of assets within the time frame established by regulation or convention in the market place.

Financial assets and financial liabilities are initially measured at fair value except for trade receivables arising contracts with customers which are initially measured in accordance with IFRS 15. Transaction costs that are directly attributable to the acquisition or issue of financial assets and financial liabilities (other than financial liabilities at fair value through profit or loss) are added to or deducted from the fair value of the financial assets or financial liabilities, as appropriate, on initial recognition.

The effective interest method is a method of calculating the amortised cost of a financial asset or financial liability and of allocating interest income and interest expense over the relevant period. The effective interest rate is the rate that exactly discounts estimated future cash receipts and payments (including all fees and points paid or received that form an integral part of the effective interest rate, transaction costs and other premiums or discounts) through the expected life of the financial asset or financial liability, or, where appropriate, a shorter period, to the net carrying amount on initial recognition.

Financial assets

Classification and subsequent measurement of financial assets

Financial assets that meet the following conditions are subsequently measured at amortised cost:

- the financial asset is held within a business model whose objective is to collect contractual cash flows; and
- the contractual terms give rise on specified dates to cash flows that are solely payments of principal and interest on the principal amount outstanding.

NOTES TO THE CONSOLIDATED FINANCIAL STATEMENTS

For the year ended 31 December 2022

2. SUMMARY OF SIGNIFICANT ACCOUNTING POLICIES (continued)

2.18 Financial instruments (continued)

Financial assets (continued)

Amortised cost and interest income

Interest income is recognised using the effective interest method for financial assets measured subsequently at amortised cost. Interest income is calculated by applying the effective interest rate to the gross carrying amount of a financial asset, except for financial assets that have subsequently become credit-impaired (see below). For financial assets that have subsequently become credit-impaired, interest income is recognised by applying the effective interest rate to the amortised cost of the financial asset from the next reporting period. If the credit risk on the credit-impaired financial instrument improves so that the financial asset is no longer credit-impaired, interest income is recognised by applying the effective interest rate to the gross carrying amount of the financial asset from the beginning of the reporting period following the determination that the asset is no longer credit-impaired.

Impairment of financial assets

The Group performs impairment assessment under expected credit loss ("ECL") model on financial assets (including trade and other receivables, refundable rental deposits, restricted bank balances, pledged bank deposits and bank balances) which are subject to impairment assessment under IFRS 9. The amount of ECL is updated at each reporting date to reflect changes in credit risk since initial recognition.

Lifetime ECL represents the ECL that will result from all possible default events over the expected life of the relevant instrument. In contrast, 12-month ECL ("12m ECL") represents the portion of lifetime ECL that is expected to result from default events that are possible within 12 months after the reporting date. Assessments are done based on the Group's historical credit loss experience, adjusted for factors that are specific to the debtors, general economic conditions and an assessment of both the current conditions at the reporting date as well as the forecast of future conditions.

The Group always recognises lifetime ECL for trade receivables. The ECL on these assets that are credit-impaired or with significant outstanding balance is assessed individually. The ECL on the remaining balance is assessed collectively using a provision matrix with appropriate groupings.

For all other instruments, the Group measures the loss allowance equal to 12m ECL, unless when there has been a significant increase in credit risk since initial recognition, in which case the Group recognises lifetime ECL. The assessment of whether lifetime ECL should be recognised is based on significant increases in the likelihood or risk of a default occurring since initial recognition.

NOTES TO THE CONSOLIDATED FINANCIAL STATEMENTS

For the year ended 31 December 2022

2. SUMMARY OF SIGNIFICANT ACCOUNTING POLICIES (continued)

2.18 Financial instruments (continued)

Financial assets (continued)

Impairment of financial assets (continued)

i) Significant increase in credit risk

In assessing whether the credit risk has increased significantly since initial recognition, the Group compares the risk of a default occurring on the financial instrument as at the reporting date with the risk of a default occurring on the financial instrument as at the date of initial recognition. In making this assessment, the Group considers both quantitative and qualitative information that is reasonable and supportable, including historical experience and forward-looking information that is available without undue cost or effort.

In particular, the following information is taken into account when assessing whether credit risk has increased significantly:

- an actual or expected significant deterioration in the financial instrument's external (if available) or internal credit rating;
- significant deterioration in external market indicators of credit risk, e.g. a significant increase in the credit spread, the credit default swap prices for the debtor;
- existing or forecast adverse changes in business, financial or economic conditions that are expected to cause a significant decrease in the debtor's ability to meet its debt obligations;
- an actual or expected significant deterioration in the operating results of the debtor; or
- an actual or expected significant adverse change in the regulatory, economic, or technological environment of the debtor that results in a significant decrease in the debtor's ability to meet its debt obligations.

Irrespective of the outcome of the above assessment, the Group presumes that the credit risk has increased significantly since initial recognition when contractual payments are more than 30 days past due, unless the Group has reasonable and supportable information that demonstrates otherwise.

The Group regularly monitors the effectiveness of the criteria used to identify whether there has been a significant increase in credit risk and revises them as appropriate to ensure that the criteria are capable of identifying significant increase in credit risk before the amount becomes past due.

NOTES TO THE CONSOLIDATED FINANCIAL STATEMENTS

For the year ended 31 December 2022

2. SUMMARY OF SIGNIFICANT ACCOUNTING POLICIES (continued)

2.18 Financial instruments (continued)

Financial assets (continued)

Impairment of financial assets (continued)

ii) Definition of default

For internal credit risk management, the Group considers an event of default occurs when information developed internally or obtained from external sources indicates that the debtor is unlikely to pay its creditors, including the Group, in full (without taking into account any collaterals held by the Group).

Irrespective of the above, the Group considers that default has occurred when a financial asset is more than 90 days past due unless the Group has reasonable and supportable information to demonstrate that a more lagging default criterion is more appropriate.

iii) Credit-impaired financial assets

A financial asset is credit-impaired when one or more events of default that have a detrimental impact on the estimated future cash flows of that financial asset have occurred. Evidence that a financial asset is credit impaired includes observable data about the following events:

- (a) significant financial difficulty of the issuer or the borrower;
- (b) a breach of contract, such as a default or past due event;
- (c) the lender(s) of the borrower, for economic or contractual reasons relating to the borrower's financial difficulty, having granted to the borrower a concession(s) that the lender(s) would not otherwise consider; or
- (d) it is becoming probable that the borrower will enter bankruptcy or other financial reorganisation.

iv) Write-off policy

The Group writes off a financial asset when there is information indicating that the counterparty is in severe financial difficulty and there is no realistic prospect of recovery, for example, when the counterparty has been placed under liquidation or has entered into bankruptcy proceedings, or in the case of trade receivables, when the amounts are over two years past due, whichever occurs sooner. Financial assets written off may still be subject to enforcement activities under the Group's recovery procedures, taking into account legal advice where appropriate. A write-off constitutes a derecognition event. Any subsequent recoveries are recognised in profit or loss.

NOTES TO THE CONSOLIDATED FINANCIAL STATEMENTS

For the year ended 31 December 2022

2. SUMMARY OF SIGNIFICANT ACCOUNTING POLICIES (continued)

2.18 Financial instruments (continued)

Financial assets (continued)

Impairment of financial assets (continued)

v) Measurement and recognition of ECL

The measurement of ECL is a function of the probability of default, loss given default (i.e. the magnitude of the loss if there is a default) and the exposure at default. The assessment of the probability of default and loss given default is based on historical data adjusted and forward-looking information. Estimation of ECL reflects an unbiased and probability-weighted amount that is determined with the respective risks of default occurring as the weights.

Generally, the ECL is the difference between all contractual cash flows that are due to the Group in accordance with the contract and the cash flows that the Group expects to receive, discounted at the effective interest rate determined at initial recognition.

Where ECL is measured on a collective basis or cater for cases where evidence at the individual instrument level may not yet be available, the financial instruments are grouped on the following basis:

- Past-due status; and
- Nature, size and industry of debtors.

The grouping is regularly reviewed by management to ensure the constituents of each group continue to share similar credit risk characteristics.

Interest income is calculated based on the gross carrying amount of the financial asset unless the financial asset is credit-impaired, in which case interest income is calculated based on amortised cost of the financial asset.

The Group recognises an impairment gain or loss in profit or loss for all financial instruments by adjusting their carrying amount, with the exception of trade receivables where the corresponding adjustment is recognised through a loss allowance account.

Derecognition of financial assets

The Group derecognises a financial asset only when the contractual rights to the cash flows from the asset expire, or when it transfers the financial asset and substantially all the risks and rewards of ownership of the asset to another entity.

On derecognition of a financial asset measured at amortised cost, the difference between the asset's carrying amount and the sum of the consideration received and receivable is recognised in profit or loss.

NOTES TO THE CONSOLIDATED FINANCIAL STATEMENTS

For the year ended 31 December 2022

2. SUMMARY OF SIGNIFICANT ACCOUNTING POLICIES (continued)

2.18 Financial instruments (continued)

Financial assets (continued)

Financial liabilities and equity

Classification as debt or equity

Debt and equity instruments are classified as either financial liabilities or as equity in accordance with the substance of the contractual arrangements and the definitions of a financial liability and an equity instrument.

Equity instruments

An equity instrument is any contract that evidences a residual interest in the assets of an entity after deducting all of its liabilities. Equity instruments issued by the Company are recognised at the proceeds received, net of direct issue costs.

Financial liabilities at amortised cost

Financial liabilities including trade and other payables and bank borrowings are subsequently measured at amortised cost, using the effective interest method.

Derecognition of financial liabilities

The Group derecognises financial liabilities when, and only when, the Group's obligations are discharged, cancelled or have expired. The difference between the carrying amount of the financial liability derecognised and the consideration paid and payable is recognised in profit or loss.

NOTES TO THE CONSOLIDATED FINANCIAL STATEMENTS

For the year ended 31 December 2022

3. FINANCIAL RISK MANAGEMENT

The Group manages its capital to ensure that the entities in the Group will be able to continue as a going concern while maximising the return to stakeholders through the optimisation of the debt and equity balance. The Group's overall strategy remains unchanged from prior year.

The capital structure of the Group consists of net debt, which includes amounts due to fellow subsidiaries, amounts due to related companies and lease liabilities as disclosed in Notes 24 and 27 respectively, net of cash and cash equivalents, and equity attributable to owners of the Company, comprising issued share capital and various reserves.

The directors of the Company review the capital structure regularly. As part of this review, the directors consider the cost of capital and the risks associated with each class of capital, and will take appropriate actions to balance its overall capital structure.

Financial risk management objectives and policies

The Group's financial instruments include trade and other receivables, refundable rental deposits, amount due from immediate holding company, bank balances and cash, trade and other payables, lease liabilities, amounts due to fellow subsidiaries and amounts due to related companies. Details of these financial instruments are disclosed in respective notes. The risks associated with these financial instruments include market risk (currency risk and interest rate risk), credit risk and liquidity risk. The policies on how to mitigate these risks are set out below. The management manages and monitors these exposures to ensure appropriate measures are implemented on a timely and effective manner.

(i) Market risk

Currency risk

The carrying amounts of the Group's monetary assets and monetary liabilities that are denominated in currencies other than the functional currency of the respective entities at the end of the reporting period are as follows:

	Assets		Liabilities	
	2022 RMB'000	2021 RMB'000	2022 RMB'000	2021 RMB'000
Hong Kong dollar	336	1,704	577	4,463
United States dollar	14	319	-	88

The Group currently does not have a foreign currency hedging policy. However, the management of the Company will monitor foreign exchange exposure closely and consider the use of hedging instruments when the need arises.

NOTES TO THE CONSOLIDATED FINANCIAL STATEMENTS

For the year ended 31 December 2022

3. FINANCIAL INSTRUMENTS (continued)

Financial risk management objectives and policies (continued)

(i) Market risk (continued)

Sensitivity analysis

The following table details the Group's sensitivity to a 5% (2021: 5%) increase and decrease in the relevant foreign currencies against RMB. 5% (2021: 5%) is the sensitivity rate used when reporting foreign currency risk internally to key management personnel and represents management's assessment of the reasonably possible change in foreign exchange rate.

The sensitivity analysis includes outstanding foreign currency denominated monetary items and adjusts their translation at the end of the reporting period for a 5% (2021: 5%) change in foreign currency rates. A negative/positive number below indicates a decrease/an increase in loss for the year (2021: a decrease/an increase in profit for the year.) where the relevant foreign currency strengthens 5% (2021: 5%) against RMB. For a 5% (2021: 5%) weakening of the relevant foreign currency against RMB, there would be an equal and opposite impact on the loss for the year.

	Hong Kong dollar		United States dollar	
	2022 RMB'000	2021 RMB'000	2022 RMB'000	2021 RMB'000
Loss for the year (2021: profit for the year)	(9)	115	1	10

Interest rate risk

The Group is exposed to cash flow interest rate risk in relation to variable-rate bank balances and bank borrowings (see Notes 25 and 29 for details) and fair value interest rate risk in relation to lease liabilities (see Note 27 for details) and fixed-rate bank borrowings (see Note 29 for details).

The Group currently does not have any interest rate hedging policy. The management of the Group monitors the Group's exposure on an ongoing basis and will consider hedging interest rate risk should the need arise.

Sensitivity analysis

No sensitivity analysis is presented since the directors of the Company consider the exposure of cash flow interest rate risk arising from variable-rate bank balances is insignificant.

NOTES TO THE CONSOLIDATED FINANCIAL STATEMENTS

For the year ended 31 December 2022

3. FINANCIAL INSTRUMENTS (continued)

Financial risk management objectives and policies (continued)

(ii) Credit risk and impairment assessment

At the end of the reporting period, the carrying amount of the respective recognised financial assets as stated in the consolidated statement of financial position as trade and other receivables, refundable rental deposits, amount due from immediate holding company and bank balances, which those best represent the Group's maximum exposure to credit risk which will cause a financial loss due to failure to discharge an obligation by the counterparties.

Trade receivables

In order to minimise the credit risk, the management of the Group has delegated a team responsible for determination of credit limits and credit approvals. Before accepting any new customer, the Group uses an internal credit scoring system to assess the potential customer's credit quality and defines credit limits by customer. Limits and scoring attributed to customers are reviewed twice a year. Other monitoring procedures are in place to ensure that follow-up action is taken to recover overdue debts. In addition, the Group performs impairment assessment under ECL model on trade balances individually or based on provision matrix based on shared credit risk characteristics by reference to repayment histories for recurring customers and current past due exposure for the new customers, taking into consideration forward-looking information that is reasonable and supportable available without undue cost or effort. In this regard, the directors of the Company consider that the Group's credit risk is significantly reduced.

Refundable rental deposits

The credit risk arising from refundable rental deposits is limited as the Group may utilise such amount for the payment of outstanding rental expenses.

Other receivables and deposits

For other receivables and deposits, the management makes periodic individual assessment on the recoverability of other receivables and deposits based on historical settlement records, past experience, and also quantitative and qualitative information that is reasonable and supportive forward-looking information. The management believes that there are no significant increase in credit risk of these amounts since initial recognition and the Group provided impairment based on 12m ECL. For the years ended 31 December 2022 and 2021, the Group assessed the ECL for other receivables and deposits are insignificant and thus no loss allowance is recognised.

Amount due from immediate holding company

As at 31 December 2021, the amount due from immediate holding company amounts to approximately RMB13,256,000. The Group has assessed its financial background as at 31 December 2021, the adjusted consolidated current liabilities of immediate holding company would exceed its adjusted consolidated current asset by RMB391,682,000 after excluding the current assets and current liabilities attributable to the Group, while the adjusted consolidated net liabilities of immediate holding company is RMB163,782,000. The credit risk arising from amount due from immediate holding company is considered as doubtful as there have been significant increases in credit risk since initial recognition, taken into account that there is an existing adverse change in the financial condition of immediate holding company during the current year that are expected to cause a significant decrease in its ability to meet its obligation. Thus, the Group measures the loss allowance of amount due from immediate holding company equal to its lifetime ECL.

NOTES TO THE CONSOLIDATED FINANCIAL STATEMENTS

For the year ended 31 December 2022

3. FINANCIAL INSTRUMENTS (continued)

Financial risk management objectives and policies (continued)

(ii) Credit risk and impairment assessment (continued)

Amount due from immediate holding company (continued)

As at 31 December 2022, the credit risk arising from amount due from immediate holding company of approximately RMB13,372,000 is limited and classified as low risk after assessing its financial background. The assessed the ECL for the amount due from immediate holding company is insignificant and no allowance is recognised.

In the opinion of the directors of the Company, the credit risk of its immediate holding company could be mitigated and limited after the immediate holding company implemented series of measures, which are disclosed in Note 3 of its consolidated financial statements for the year ended 31 December 2021, in order to improves its consolidated financial position, liquidity and cash flows. With the consideration on the implementation of series of measures by immediate holding company, the directors of the Company are in the view that the lifetime ECL for amount due from immediate holding company is insignificant and no allowance is recognised for the year ended 31 December 2021.

Bank balances

The credit risks on bank balances are limited because the counterparties are banks with good reputation.

Concentration risk of bank balance

As at 31 December 2022, the cash and cash equivalents were deposited in reputable financial institutions in the PRC. The Group had certain concentration of credit risk as approximately 98.4% (2021: 99.1%) of the total of cash and cash equivalents was deposited with one financial institution in the PRC. The directors of the Company do not expect any losses from non-performance by these counterparties.

Concentration risk of trade receivables

The Group has concentration of credit risk in relation to its trade receivables as follows:

	2022	2021
	RMB'000	RMB'000
Amount due from the largest debtor as a percentage to total trade receivables	11%	29%
Total amount due from the five largest debtors as a percentage to total trade receivables	40%	60%

NOTES TO THE CONSOLIDATED FINANCIAL STATEMENTS

For the year ended 31 December 2022

3. FINANCIAL INSTRUMENTS (continued)

Financial risk management objectives and policies (continued)

(ii) Credit risk and impairment assessment (continued)

The Group's internal credit risk grading assessment comprises the following categories:

Internal credit rating	Description	Trade receivables	Other financial assets/other items
Low risk	The counterparty has a low risk of default and may have any past-due amounts but usually settle after due date	Lifetime ECL – not credit-impaired	12m ECL
Doubtful	There have been significant increases in credit risk since initial recognition through information developed internally or external resources	Lifetime ECL – not credit-impaired	Lifetime ECL – not credit-impaired
Loss	There is evidence indicating the asset is credit-impaired	Lifetime ECL – credit-impaired	Lifetime ECL – credit-impaired
Write-off	There is evidence indicating that the debtor is in severe financial difficulty and the Group has no realistic prospect of recovery	Amount is written off	Amount is written off

The tables below detail the credit risk exposures of the Group's financial assets, which are subject to ECL assessment:

	Notes	External credit rating	Internal credit rating	12m or lifetime ECL	31 December 2022		31 December 2021	
					Gross carrying amount RMB'000	RMB'000	Gross carrying amount RMB'000	RMB'000
Financial assets at amortised cost								
Trade receivables	23	N/A	(Note i)	Lifetime ECL (provision matrix)	18,327		10,534	
	23	N/A	Low risk	Lifetime ECL (individual assessment)	9,567		11,664	
	23	N/A	Doubtful	Lifetime ECL (individual assessment)	-		5,754	
	23	N/A	Loss	Credit-impaired	7,012	34,906	7,011	34,963

NOTES TO THE CONSOLIDATED FINANCIAL STATEMENTS

For the year ended 31 December 2022

3. FINANCIAL INSTRUMENTS (continued)

Financial risk management objectives and policies (continued)

(ii) Credit risk and impairment assessment (continued)

	Notes	External credit rating	Internal credit rating	12m or lifetime ECL	31 December 2022 Gross carrying amount RMB'000	31 December 2021 Gross carrying amount RMB'000
Refundable rental deposits	-	N/A	(Note ii)	12m ECL	4,933	3,991
Other receivables	23	N/A	(Note ii)	12m ECL	1,122	1,231
Amount due from immediate holding company	24	N/A	Note (ii)	Lifetime ECL	13,372	13,256
Bank balances	25	P-1	(Note iii)	12m ECL	475,214	312,336

Notes:

- i) For trade receivables, the Group has applied the simplified approach in IFRS 9 to measure the loss allowance at lifetime ECL. Except for debtors that are credit-impaired or with significant outstanding balances, the Group determines the expected credit losses on these items by using a provision matrix.

As part of the Group's credit risk management, the Group uses debtors' ageing to assess the impairment for its debtors except for those that with significant outstanding balances or credit-impaired. The following table provides information about the exposure to credit risk for trade receivables as at 31 December 2022 and 2021 which are assessed based on provision matrix within lifetime ECL (not credit-impaired). Debtors with significant outstanding balances and credit-impaired with gross carrying amounts of RMB18,327,000 and RMB9,567,000 respectively as at 31 December 2022 (2021: RMB17,418,000 and RMB7,011,000) were assessed individually.

NOTES TO THE CONSOLIDATED FINANCIAL STATEMENTS

For the year ended 31 December 2022

3. FINANCIAL INSTRUMENTS (continued)

Financial risk management objectives and policies (continued)

(ii) Credit risk and impairment assessment (continued)

Notes: (Continued)

Gross carrying amount

	2022			2021		
	Trade receivables	Average loss rate	Expected credit loss	Trade receivables	Average loss rate	Expected credit loss
	RMB'000		RMB'000	RMB'000		RMB'000
Current (not past due)	13,240	3.09%	408	5,430	3.23%	176
1-30 days past due	1,759	7.25%	128	1,667	7.95%	133
31-60 days past due	66	12.81%	8	292	12.83%	37
61-90 days past due	97	17.50%	16	768	18.15%	139
More than 90 days past due	3,165	74.58%	2,361	2,377	71.36%	1,696
	18,327		2,921	10,534		2,181

The estimated loss rates are estimated based on historical observed default rates over the expected life of the debtors and are adjusted for forward-looking information that is available without undue cost or effort. The grouping is regularly reviewed by management to ensure relevant information about specific debtors is updated. Due to greater financial uncertainty triggered by the COVID-19 pandemic, the Group has increased the expected loss rates in the current year as there is higher risk that a prolonged pandemic could lead to increased credit default rates.

NOTES TO THE CONSOLIDATED FINANCIAL STATEMENTS

For the year ended 31 December 2022

3. FINANCIAL INSTRUMENTS (continued)

Financial risk management objectives and policies (continued)

(ii) Credit risk and impairment assessment (continued)

Notes: (Continued)

The following table shows reconciliation of loss allowances that has been recognised for trade receivables.

	Lifetime ECL (not credit- impaired) RMB'000	Lifetime ECL (credit- impaired) RMB'000	Total RMB'000
At 1 January 2021	19,607	978	20,585
Changes due to financial instruments recognised as at 1 January 2021:			
- Impairment losses reversed	(15,262)	(400)	(15,662)
- Impairment losses recognised	1,760	2,662	4,422
- Transfer to credit-impaired	(3,771)	3,771	-
New financial assets originated			
- Transfer to credit-impaired	2,511	-	2,511
At 31 December 2021	4,845	7,011	11,856
Changes due to financial instruments recognised as at 1 January 2022:			
- Impairment losses reversed	(30)	-	(30)
- Impairment losses recognised	83	1,496	1,579
- Exchange realignment	686	-	686
At 31 December 2022	5,584	8,507	14,091

As at 31 December 2022, net impairment allowance of RMB2,921,000 and RMB2,660,000 (2021: net impairment allowance of RMB2,181,000 and RMB2,664,000) on not credit-impaired trade receivables were provided based on the provision matrix and individual assessment, respectively. During the year ended 31 December 2022, net impairment allowance of RMB8,507,000 (2021: net impairment allowance of RMB7,011,000) was made on credit-impaired debtors, of which nil is reversed (2021: RMB400,000) due to receipt of full repayment of respective outstanding amount.

In addition, changes in the loss allowance on credit-impaired trade receivables are mainly due to certain trade debtors with a gross carrying amount of RMB5,583,000 (2021: RMB6,433,000) which the management of the Group considers the debtors are in financial difficulties and not probable to repay the trade receivables in foreseeable future. Impairment allowance on credit-impaired trade receivables amounted to RMB2,662,000 is further recognised during the years ended 31 December 2021.

NOTES TO THE CONSOLIDATED FINANCIAL STATEMENTS

For the year ended 31 December 2022

3. FINANCIAL INSTRUMENTS (continued)

Financial risk management objectives and policies (continued)

(ii) Credit risk and impairment assessment (continued)

Notes: (Continued)

- ii) For refundable rental deposits and other receivables, the Group measures the loss allowance equal to 12m ECL. For amount due from immediate holding company, the Group applies internal credit risk management to assess whether credit risks has increased significantly since initial recognition and considered its internal credit risk as doubtful, in which case the Group recognises lifetime ECL.
- iii) Bank balances are deposited with financial institutions with high credit rating and are considered low credit risk financial assets. The directors of the Company consider these assets are short-term in nature and the probability of default is negligible on the basis of their high-credit ratings. Therefore, no impairment allowance is made on theses balances.

(iii) Liquidity risk

The following table details the Group's remaining contractual maturity for its financial liabilities. The table has been drawn up based on the undiscounted cash flows of financial liabilities based on the earliest date on which the Group can be required to pay. The maturity dates for other non-derivative financial liabilities are based on the agreed repayment dates.

The table includes both interest and principal cash flows. To the extent that interest flows are floating rates, the undiscounted amount is derived from interest rate at the end of the reporting period.

NOTES TO THE CONSOLIDATED FINANCIAL STATEMENTS

For the year ended 31 December 2022

3. FINANCIAL INSTRUMENTS (continued)

Financial risk management objectives and policies (continued)

(iii) Liquidity risk (continued)

	Weighted average effective interest rate %	On demand or less than 1 month RMB'000	1-3 months RMB'000	3 months to 1 year RMB'000	1-5 years RMB'000	Total undiscounted cash flows RMB'000	Carrying amount RMB'000
As at 31 December 2022							
Trade payables	-	32,760	-	-	-	32,760	32,760
Amount due to a non-controlling interest	-	15,467	-	-	-	15,467	15,467
Other payables	-	42,906	-	-	-	42,906	42,906
Lease liabilities	4.62	358	692	3,079	1,867	5,996	5,774
Amounts due to related companies	-	8,964	-	-	-	8,964	8,964
Amounts due to fellow subsidiaries	-	3,341	-	-	-	3,341	3,341
Bank borrowings - Variable rate	3.96	382	705	78,597	-	79,684	74,000
Bank borrowings - Fixed rate	5.89	35	64	10,606	-	10,705	10,062
		104,213	1,461	92,282	1,867	199,823	193,274

	Weighted average effective interest rate %	On demand or less than 1 month RMB'000	1-3 months RMB'000	3 months to 1 year RMB'000	1-5 years RMB'000	Total undiscounted cash flows RMB'000	Carrying amount RMB'000
As at 31 December 2021							
Trade payables	-	31,150	-	-	-	31,150	31,150
Other payables	-	970	-	-	-	970	970
Lease liabilities	4.69	397	794	3,269	5,393	9,853	9,310
Amounts due to related companies	-	9,010	-	-	-	9,010	9,010
Amounts due to fellow subsidiaries	-	3,763	-	-	-	3,763	3,763
		45,290	794	3,269	5,393	54,746	54,203

(c) Fair value of the Group's financial assets that are measured at fair value on a recurring basis

The directors of the Company consider that the carrying amounts of financial assets and financial liabilities recorded at amortised cost in the consolidated financial statements approximate their fair values.

The fair values of these financial assets and financial liabilities are determined in accordance with generally accepted pricing models based on a discounted cash flow analysis, with the most significant input being the discount rate that reflects the credit risk of counterparties.

NOTES TO THE CONSOLIDATED FINANCIAL STATEMENTS

For the year ended 31 December 2022

4. KEY SOURCES OF ESTIMATION UNCERTAINTY

Critical accounting estimates and judgments

The preparation of financial statements requires the use of accounting estimates which, by definition, will seldom equal the actual results. Management also needs to exercise judgement in applying the Group's accounting policies.

Estimates and judgements are continually evaluated. They are based on historical experience and other factors, including expectations of future events that may have a financial impact on the entity and that are believed to be reasonable under the circumstances.

Allowance for inventories

Inventories are valued at the lower of cost and net realisable value. The management regularly reviews its inventory levels and ageing analysis in order to identify potential valuation problem of inventories. The management estimates the net realisable value of those inventories based primarily on the current market conditions and subsequent selling price. The Group makes allowance for inventory when the Group identifies items of inventories which have a net realisable value that is lower than its carrying amount.

Provision of ECL for trade receivables

The Group uses provision matrix to calculate ECL for certain of its trade receivables. The provision rates are based on historical default rates of various debtors that have similar loss patterns. The provision matrix is based on the shared credit risk characteristics by reference to repayment histories for recurring customers and current past due exposure for the new customers, taking into consideration forward-looking information that is reasonable and supportable available without undue cost or effort. At every reporting date, the historical observed default rates are reassessed and changes in the forward-looking information are considered. In addition, trade receivables that are credit-impaired or with significant outstanding balances are assessed for ECL individually.

The provision of ECL is sensitive to changes in estimates. The information about the trade receivables and the Group's ECL are disclosed in Notes 23 and 10, respectively.

Consolidation of controlled structured entities

The Group obtained controls over certain VIEs by entering into a series of the Contractual Arrangements with the VIEs and their respective Nominee Shareholders. Nevertheless, the Contractual Arrangements and other measures may not be as effective as direct legal ownership in providing the Group with direct control over the VIEs and uncertainties presented by the PRC legal system could impede the Group's beneficiary rights of the results, assets and liabilities of the VIEs. The directors of the Company, based on the advice of its legal counsel, consider that the Contractual Arrangements among the VIEs and their respective Nominee Shareholders are in compliance with the relevant PRC Laws and are legally enforceable.

NOTES TO THE CONSOLIDATED FINANCIAL STATEMENTS

For the year ended 31 December 2022

4. KEY SOURCES OF ESTIMATION UNCERTAINTY (continued)

Critical accounting estimates and judgments (continued)

Business combinations

Business combinations are accounted for under the acquisition method. The determination and allocation of fair values to the identifiable assets acquired and liabilities assumed is based on various assumptions and valuation methodologies requiring considerable management judgment. Although the Group believes that the assumptions and estimates applied in the determination are reasonable based on information available at the date of acquisition, actual results may differ from the forecasted amounts and the difference could be material, see Note 31 for details.

Provision of ECL for amount due from immediate holding company

Impairment of amount due from immediate holding company is assessed on 12m ECL basis when there had been no significant increase in credit risk since initial recognition. However, when there has been a significant increase in credit risk since origination, the allowances will be based on the lifetime ECL. Assessment are done based on the Group's historical credit loss experience, general conditions, internal credit ratings and an assessment of both the current conditions at the reporting date as well as the forecast of future conditions. The provision of ECL is sensitive to changes in estimates. The information about amount due from immediate holding company and its ECL are disclosed in Notes 3 and 24, respectively.

Impairment of property, plant and equipment and right-of-use assets

Property, plant and equipment and right-of-use assets are stated at costs less accumulated depreciation and impairment, if any. In determining whether an asset is impaired, the Group has to exercise judgment and make estimation, particularly in assessing: (1) whether an event has occurred or any indicators that may affect the asset value; (2) whether the carrying value of an asset can be supported by the recoverable amount, in the case of value in use, the net present value of future cash flows which are estimated based upon the continued use of the asset; and (3) the appropriate key assumptions to be applied in estimating the recoverable amounts including cash flow projections and an appropriate discount rate. When it is not possible to estimate the recoverable amount of an individual asset (including right-of-use assets), the Group estimates the recoverable amount of the cash generating unit to which the assets belong, including allocation of corporate assets when a reasonable and consistent basis of allocation can be established, otherwise recoverable amount is determined at the smallest group of cash generating units, for which the relevant corporate assets have been allocated. Changing the assumptions and estimates, including the discount rates or the growth rate in the cash flow projections, could materially affect the recoverable amounts.

Recoverability of goodwill

The Group tests whether goodwill has suffered any impairment on an annual basis. Judgment is required to determine the testing level and appropriate impairment approaches, i.e. fair value less costs of disposal or value in use, for impairment review purposes, and to select key assumptions and estimates applied in the adopted valuation models, including discounted cash flows and market approach. Changing the assumptions and estimates selected by management in assessing impairment could materially affect the result of the impairment test and in turn affect the Group's financial condition and results of operations. If there is a significant adverse change in the key assumptions and estimates applied, it may be necessary to take additional impairment charge to the consolidated statement of comprehensive income. See Note 19 for details.

NOTES TO THE CONSOLIDATED FINANCIAL STATEMENTS

For the year ended 31 December 2022

5. SEGMENT INFORMATION

The Group has two operating and reportable segments (2021: one segment). Management determines the operating segment based on the information reported to the Group's CODMs (i.e. the executive directors of the Company) for the purposes of resource allocation and performance assessment, are as follows:

- (i) Designing and sales of gold, silver, colored gemstones and gem-set and other jewellery products in the PRC ("**New Jewellery Retail segment**"); and
- (ii) Integrated online-and-offline sales of fresh food in the PRC, and providing related electronic platforms and branding and SaaS services along the agricultural supply chain in the PRC ("**Fresh Food Retail segment**").

The Group's operating segments also represent its reportable segments.

(a) Segment revenue and results

The following is an analysis of the Group's revenue and results by operating segments:

	For the year ended 31 December 2022		
	New Jewellery Retail segment RMB'000	Fresh Food Retail segment RMB'000	Consolidated RMB'000
Revenue			
External sales	280,504	1,509,807	1,790,311
Total segment Revenue	280,504	1,509,807	1,790,311
Results			
Segment results	(9,064)	(18,111)	(27,175)
Non-segment items			
Unallocated income, expenses, gains and losses			(1,821)
Finance costs			(4,405)
Loss before income tax			(33,401)

NOTES TO THE CONSOLIDATED FINANCIAL STATEMENTS

For the year ended 31 December 2022

5. SEGMENT INFORMATION (CONTINUED)

(b) Segment assets and liabilities

An analysis of the Group's assets and liabilities by operating and reportable segments is as follows:

At 31 December 2022

	New Jewellery Retail segment RMB'000	Fresh Food Retail segment RMB'000	Unallocated RMB'000	Total RMB'000
ASSETS				
Segment assets	1,537,927	76,841	17,355	1,632,123
LIABILITIES				
Segment liabilities	171,254	72,751	12,306	256,311

(c) Other segment information

For the year ended 31 December 2022

	New Jewellery Retail segment RMB'000	Fresh Food Retail segment RMB'000	Unallocated RMB'000	Total RMB'000
Amounts included in the measure of segment profit or loss or segment assets:				
Depreciation of property, plant and equipment	(4,560)	(77)	-	(4,637)
Amortisation of intangible assets	-	(774)	-	(774)
Depreciation of right-of-use assets	(3,383)	-	(496)	(3,879)
Provision for impairment loss under expected credit loss model, net	(812)	(737)	-	(1,549)
Written-off of property, plant and equipment	(568)	(1)	-	(569)

NOTES TO THE CONSOLIDATED FINANCIAL STATEMENTS

For the year ended 31 December 2022

5. SEGMENT INFORMATION (CONTINUED)

(d) Geographical information

The Group's operations are located in the PRC. Information about the Group's revenue from external customers is presented based on the location of the operations. Information about the Group's non-current assets is presented based on the geographical location of the assets.

	Revenue from external customers		Non-current assets	
	2022 RMB'000	2021 RMB'000	2022 RMB'000	2021 RMB'000
The mainland of the PRC	1,790,311	364,187	35,831	24,580
Hong Kong	-	-	551	722
	1,790,311	364,187	36,382	25,302

Note: Non-current assets excluded financial instruments and deferred tax assets.

(e) Information about major customers

Revenue from customers of the corresponding years contributing over 10% of the Group's total revenue is as follows:

	2022 RMB'000	2021 RMB'000
Customer A ¹	N/A ³	79,676
Customer B ²	N/A ³	37,965

Notes:

- Revenue from a television shopping channel contractor (included in television and video shopping channels under online sales channels) that delivered the products of the Group to the respective end users.
- Revenue from a wholesale (included in Shenzhen Exhibition Hall under offline retail and service network).
- The corresponding revenue did not contribute over 10% of the total revenue of the Group during the relevant financial year.

NOTES TO THE CONSOLIDATED FINANCIAL STATEMENTS

For the year ended 31 December 2022

6. REVENUE

(i) Disaggregation of revenue from contracts with customers

Segments	2022 RMB'000	2021 RMB'000
By products		
New Jewellery Retail segment		
– Sales of gold products	161,559	149,893
– Sales of silver products	115,409	211,331
– Sales of colored gemstones	2,842	1,926
– Sales of gem-set and other jewellery products	694	1,037
	280,504	364,187
Fresh Food Retail segment		
– Sales of fresh food products	1,509,807	-
Total	1,790,311	364,187
By geographical market		
The mainland of the PRC	1,790,311	364,187
By sales channels		
Online sales channels		
– Third-party online sales channels (Note i)	248,731	227,310
– Self-operated online platform (Note ii)	-	1,145
	248,731	228,455
Offline retail and service network		
– CSmall Shops (Note iii)	853	13,847
– Shenzhen Exhibition Hall (Note iv)	30,920	121,755
– Third-party offline points of sale	-	130
	31,773	135,732
Retail stores (Note v)	1,509,807	-
Total	1,790,311	364,187

Notes:

- (i) Through various third-party online sales channels, including television and video shopping channels, e-commerce platform and instant messenger, sales orders are received from customers online and delivery is initiated and arranged by the channels.
- (ii) Through the Group's self-operated online platform, sales orders are received from customers online and delivery is initiated and arranged by the platform. In view of the market climate and habits of consumers, the Group had suspended the operation of its self-operated online platform since last year, so as to reduce operating and promotion expenses and move on to focus on third-party online platforms.
- (iii) It represents physical shops selling jewellery products, including self-operated CSmall Shops and franchised CSmall Shops.
- (iv) It represents jewellery products exhibition hall self-operated by the Group located in Shuibei, Shenzhen.
- (v) It represents physical stores for selling fresh food products.

All of the revenue are recognised at a point in time during the years ended 31 December 2022 and 2021.

NOTES TO THE CONSOLIDATED FINANCIAL STATEMENTS

For the year ended 31 December 2022

6. REVENUE (continued)

(ii) Performance obligations for contracts with customers

New Jewellery Retail segment

Sales of gold products, sales of silver products, colored gemstones and gem-set and other jewellery products

The Group sells gold products, silver products, colored gemstones and gem-set and other jewellery products to (i) the wholesale market through self-operated online platform and offline retail and service network and (ii) directly to customers through self-operated online platform, third-party online sales channels and offline retail and services network.

For sales to the wholesale market, revenue is recognised when control of the goods is transferred, being the time when products are delivered to the wholesaler's specific location. Upon delivery, the wholesalers have full discretion over the manner of distribution and pricing to sell the goods, and they also bear the risks of obsolescence and loss in relation to the goods. The credit term granted to the wholesalers is 30 to 90 days from invoice date, and deposits received in advance are recognised as contract liabilities.

For sales directly to customers, revenue is recognised when goods are delivered or picked up, being the time when customers obtain control over the goods. The customers have a seven-day free return for jewellery products through online sales channels provided that the products are returned in their original state without damage. However, gold bars and silver bars are not returnable unless they are proved inauthentic and all other goods through offline retail and services network are not returnable. The Group uses its accumulated historical experience to estimate the number of return and considered that it is insignificant. Payments from the customers are made immediately upon or before delivery of the products. Payments received in advance are recognised as contract liabilities.

Fresh Food Retail segment

The Group sells fresh food product directly to customers through self-operated online platform, and offline retail distribution network. Revenue is recognised at the point in time when control of the asset is transferred to the customer, generally on delivery of the products.

(iii) Transaction price allocated to the remaining performance obligation for contracts with customers

All contracts with customers of the Group are for periods of one year or less. As permitted under IFRS 15, the transaction price allocated to these unsatisfied contracts is not disclosed.

NOTES TO THE CONSOLIDATED FINANCIAL STATEMENTS

For the year ended 31 December 2022

7a. OTHER INCOME, NET

	2022 RMB'000	2021 RMB'000
Government grants (Note)	445	810
Bank interest income	1,212	1,146
Service income	35	38
Loss on early termination of leases	-	(32)
Others	127	268
	1,819	2,230

Note: For the year ended 31 December 2022, government grants were received from the local government of the PRC as incentives for brand promotion (2021: brand promotion) by the Group. There are no unfulfilled conditions attached to the grants.

7b. OTHER GAINS AND LOSSES, NET

	2022 RMB'000	2021 RMB'000
Net exchange (loss) gain	(1,820)	403
Write-off of property, plant and equipment	(569)	(1,415)
	(2,389)	(1,012)

8. RESEARCH AND DEVELOPMENT EXPENSES

Research and development expenses mainly represent expenses for specific research, staff costs and technical consultation fees incurred for the enhancement of production techniques.

NOTES TO THE CONSOLIDATED FINANCIAL STATEMENTS

For the year ended 31 December 2022

9. FINANCE COSTS

	2022 RMB'000	2021 RMB'000
Interest on bank borrowings	4,302	-
Interest on lease liabilities	353	455
	4,655	455

10. (PROVISION FOR) REVERSAL OF IMPAIRMENT LOSS UNDER EXPECTED CREDIT LOSS MODEL, NET

	2022 RMB'000	2021 RMB'000
(Provision for) reversal of impairment loss recognised in respect of trade receivables, net	(1,549)	8,729

Details of impairment assessment are set out in Note 3.

11. INCOME TAX EXPENSE

	2022 RMB'000	2021 RMB'000
The PRC Enterprise Income Tax ("EIT")		
– current year	-	3,811
– overprovision in respect of prior years	(166)	(343)
	(166)	3,468
Deferred taxation (Note 20)	1,036	4,835
	870	8,303

The Group had no assessable profits subject to tax in any jurisdictions other than the PRC for both years.

Under the Law of the PRC on EIT (the "EIT Law") and its related implementation regulations, the Group's PRC subsidiaries are subject to the PRC EIT at the statutory rate of 25% from 1 January 2008 onward. No provision for PRC income tax has been made in the consolidated financial statements as all of the PRC subsidiaries did not have taxable income for the year ended 31 December 2022.

NOTES TO THE CONSOLIDATED FINANCIAL STATEMENTS

For the year ended 31 December 2022

11. INCOME TAX EXPENSE (continued)

The income tax expense for the year can be reconciled to the (loss) profit before tax per the consolidated statement of profit or loss and other comprehensive income as follows:

	2022 RMB'000	2021 RMB'000
(Loss) profit before income tax	(33,401)	8,374
Tax at the domestic income tax rate of 25% (2021: 25%)	(8,350)	2,094
Tax effect of expenses not deductible for tax purpose	1,285	3,071
Tax effect of income not taxable for tax purpose	(228)	(427)
Tax effect of tax losses not recognised	7,302	2,941
Overprovision in respect of prior years	(166)	(343)
Effect of different tax rates of subsidiaries operating in other jurisdictions	1,027	967
Income tax expense for the year	870	8,303

Details of deferred tax recognised are set out in Note 20.

NOTES TO THE CONSOLIDATED FINANCIAL STATEMENTS

For the year ended 31 December 2022

12. (LOSS) PROFIT FOR THE YEAR

Expenses included in cost of sales and services provided, selling and distribution expense and administrative expenses are analysed as follows:

	2022 RMB'000	2021 RMB'000
Directors' emoluments (Note 14)	2,019	1,959
Other staff costs:		
- Salaries and other allowances	26,195	16,498
- Retirement benefit scheme contributions	3,267	2,532
Total staff costs	31,481	20,989
Cost of inventories and services recognised as expenses (included in cost of sales and services provided)	1,737,930	301,080
Auditor's remuneration	989	1,078
Amortisation of intangible assets	774	-
Depreciation of property, plant and equipment	4,637	5,204
Depreciation of right-of-use assets	3,879	5,676
Expenses on short-term leases in respect of office premises and retail shops	1,578	173

13. DIVIDENDS

No dividends were paid, declared or proposed for ordinary shareholders of the Company for both years, nor has any dividend been proposed since the end of the reporting period.

NOTES TO THE CONSOLIDATED FINANCIAL STATEMENTS

For the year ended 31 December 2022

14. DIRECTORS', CHIEF EXECUTIVE'S AND EMPLOYEES' EMOLUMENTS

i) Director's and Chief Executive's emoluments

Details of the emoluments paid or payable to the directors of the Company during the year are as follows:

	Directors' fees RMB'000	Salaries and other allowances RMB'000	Retirement benefits scheme contributions RMB'000	Total RMB'000
For the year ended 31 December 2022				
Executive directors				
Mr. Chen He (<i>Chief Executive Officer</i>)	-	1,355	14	1,369
Mr. Qian Pengcheng	-	120	14	134
	-	1,475	28	1,503
Independent non-executive directors				
Mr. Yu Leung Fai (Note a)	172	-	-	172
Mr. Hu Qilin	172	-	-	172
Mr. Zhang Zuhui	172	-	-	172
	516	-	-	516
Total	516	1,475	28	2,019

NOTES TO THE CONSOLIDATED FINANCIAL STATEMENTS

For the year ended 31 December 2022

14. DIRECTORS', CHIEF EXECUTIVE'S AND EMPLOYEES' EMOLUMENTS
(continued)

i) Director's and Chief Executive's emoluments (continued)

	Directors' fees RMB'000	Salaries and other allowances RMB'000	Retirement benefits scheme contributions RMB'000	Total RMB'000
For the year ended 31 December 2021				
Executive directors				
Mr. Chen He (<i>Chief Executive Officer</i>)	-	1,315	13	1,328
Mr. Qian Pengcheng	-	120	13	133
Mr. Zhang Jinpeng (Note b)	-	-	-	-
	-	1,435	26	1,461
Independent non-executive directors				
Mr. Yu Leung Fai (Note a)	19	-	-	19
Mr. Hu Qilin	166	-	-	166
Mr. Zhang Zuhui	166	-	-	166
Mr. Fu Lui (Note c)	147	-	-	147
	498	-	-	498
Total	498	1,435	26	1,959

Notes:

(a) Appointed on 19 November 2021.

(b) Resigned on 8 February 2021.

(c) Resigned on 19 November 2021.

The emoluments of the executive directors shown above are for their services as directors and employees in connection with the management of the affairs of the Company and the Group during both years.

The independent non-executive directors' emoluments shown above are for their services as directors of the Company.

NOTES TO THE CONSOLIDATED FINANCIAL STATEMENTS

For the year ended 31 December 2022

14. DIRECTORS', CHIEF EXECUTIVE'S AND EMPLOYEES' EMOLUMENTS (continued)

i) Director's and Chief Executive's emoluments (continued)

Directors' retirement benefits

None of the directors received or will receive any retirement benefits during the year ended 31 December 2022 (2021: Nil).

Directors' termination benefits

None of the directors received or will receive any termination benefits during the year ended 31 December 2022 (2021: Nil).

Consideration provided to third parties for making available directors' services

During the year ended 31 December 2022, the Company did not pay consideration to any third parties for making available directors' services (2021: Nil).

Information about loans, quasi-loans and other dealings in favour of directors, controlled bodies corporate by and connected entities with such directors

During the year ended 31 December 2022, there is no loans, quasi-loans and other dealing arrangements in favour of directors, or controlled bodies corporate by and connected entities with such directors (2021: Nil).

Directors' material interests in transactions, arrangements or contracts

Save for the related party transaction disclosed in Note 37, no significant transactions, arrangements and contracts in relation to the Company's business to which the Company was a party and in which a director of the Company had a material interest, whether directly to indirectly; subsisted as at 31 December 2022 or at any time during the year ended 31 December 2022 (2021: Nil).

NOTES TO THE CONSOLIDATED FINANCIAL STATEMENTS

For the year ended 31 December 2022

14. DIRECTORS', CHIEF EXECUTIVE'S AND EMPLOYEES' EMOLUMENTS
(continued)

ii) Five highest paid employees

One director of the Company was included in the Group's five highest paid individuals for the year ended 31 December 2022 (2021: one). The emoluments of the remaining four (2021: four) individuals are as follows:

	2022 RMB'000	2021 RMB'000
Salaries and other allowances	1,444	1,591
Retirement benefit scheme contribution	64	85
	1,508	1,676

Their emoluments were within the following band:

	Number of employees	
	2022	2021
Not exceeding to HK\$1,000,000	4	4

During the years ended 31 December 2022 and 2021, no emoluments were paid by the Group to any of the directors of the Company and five highest paid individuals as an inducement to join or upon joining the Group or as compensation for loss of office.

None of the directors waived or agreed to waive any emolument during both years.

15. (LOSS) EARNINGS PER SHARE

The calculation of the basic (loss) earnings per share attributable to the owners of the Company is based on the following data:

	2022	2021
(Loss) profit for the year attributable to owners of the Company for the purpose of basic (loss) earnings per share (RMB'000)	(25,603)	71
Weighted average number of ordinary shares for the purpose of basic (loss) earnings per share (in thousand)	1,237,875	1,237,875

No diluted (loss) earnings per share is presented for the years ended 31 December 2022 and 2021 as there were no potential ordinary shares in issue for both 2022 and 2021.

NOTES TO THE CONSOLIDATED FINANCIAL STATEMENTS

For the year ended 31 December 2022

16. PROPERTY, PLANT AND EQUIPMENT

	Plant and machinery RMB'000	Leasehold improvement RMB'000	Office equipment RMB'000	Motor vehicles RMB'000	Total RMB'000
Cost					
As at 1 January 2021	2,326	15,915	5,181	2,972	26,394
Additions	-	14,723	-	-	14,723
Written off	-	(10,325)	(4,135)	-	(14,460)
As at 31 December 2021	2,326	20,313	1,046	2,972	26,657
Additions	405	-	128	315	848
Written off	(1,038)	-	(14)	-	(1,052)
Addition on acquisition of a subsidiary (Note 31)	-	-	158	-	158
As at 31 December 2022	1,693	20,313	1,318	3,287	26,611
Depreciation					
As at 1 January 2021	561	10,539	4,259	2,256	17,615
Provided for the year	214	4,279	228	483	5,204
Eliminated on written off	-	(9,287)	(3,758)	-	(13,045)
As at 31 December 2021	775	5,531	729	2,739	9,774
Provided for the year	173	4,155	173	136	4,637
Written off	(470)	-	(13)	-	(483)
As at 31 December 2022	478	9,686	889	2,875	13,928
Carrying values					
As at 31 December 2022	1,215	10,627	429	412	12,683
As at 31 December 2021	1,551	14,782	317	233	16,883

NOTES TO THE CONSOLIDATED FINANCIAL STATEMENTS

For the year ended 31 December 2022

16. PROPERTY, PLANT AND EQUIPMENT (continued)

The above items of property, plant and equipment, after taking into account their estimated residual values, are depreciated on a straight-line basis, at the following rates per annum:

Plant and machinery	10%
Leasehold improvements	20%
Office equipment	20%
Motor vehicles	20%

17. RIGHT-OF-USE ASSETS

	Leased properties RMB'000
As at 31 December 2022	
Carrying amount	5,027
As at 31 December 2021	
Carrying amount	8,326
For the year ended 31 December 2022	
Depreciation charge	3,879
For the year ended 31 December 2021	
Depreciation charge	5,676

	Year ended 31 December 2022 RMB'000	Year ended 31 December 2021 RMB'000
Expenses relating to short-term leases	1,578	173
Total cash outflow for leases	4,469	5,440
Additions to right-of-use assets	580	9,051

NOTES TO THE CONSOLIDATED FINANCIAL STATEMENTS

For the year ended 31 December 2022

17. RIGHT-OF-USE ASSETS (continued)

For both years, the Group leases office premises, showrooms, warehouse and retail shops for its operations. Majority of lease contracts are entered into for lease terms of one to five years for the year ended 31 December 2022 (2021: one to five years). Lease terms are negotiated on an individual basis and contain a wide range of different terms and conditions. In determining the lease terms and assessing the length of the non-cancellable period, the Group applies the definition of a contract and determines the period for which the contract is enforceable.

The Group regularly entered into short-term leases for office premises and retail shops. As at 31 December 2022 and 2021, the portfolio of short-term leases is similar to the portfolio of short-term leases to which the short-term lease expense disclosed above.

Restrictions or covenants on leases

In addition, lease liabilities of RMB5,774,000 (2021: RMB9,310,000) are recognised with related right-of-use assets of RMB5,027,000 (2021: RMB8,326,000) as at 31 December 2022. The lease agreements do not impose any covenants other than the security interests in the leased assets that are held by the lesser. Leased assets may not be used as security for borrowing purposes.

NOTES TO THE CONSOLIDATED FINANCIAL STATEMENTS

For the year ended 31 December 2022

18. INTANGIBLE ASSETS

	System software RMB'000	Platform RMB'000	Total RMB'000
Cost			
As at 1 January 2021 and 31 December 2021	8,795	-	8,795
Addition upon acquisition of a subsidiary (Note 31)	-	6,970	6,970
As at 31 December 2022	8,795	6,970	15,765
Amortisation			
As at 1 January 2021 and 31 December 2021	8,795	-	8,795
Provided for the year	-	774	774
As at 31 December 2022	8,795	774	9,569
Carrying values			
As at 31 December 2022	-	6,196	6,196
As at 31 December 2021	-	-	-

Notes:

- (i) The system software is amortised on a straight-line basis over its estimated useful lives of 3 to 5 years.
- (ii) Platform acquired as part of a business combination under Fresh Food Retail segment. The intangible asset is amortised on a straight-line basis over its estimated useful lives of 9 years.

NOTES TO THE CONSOLIDATED FINANCIAL STATEMENTS

For the year ended 31 December 2022

19. GOODWILL

	RMB'000
Cost	
As at 1 January 2021 and 31 December 2021	-
Acquisition of a subsidiary (Note 31)	12,476
As at 31 December 2022	12,476
Impairment	
As at 1 January 2021, 31 December 2021 and 31 December 2022	-
Carrying values	
As at 31 December 2022	12,476
As at 31 December 2021	-

The goodwill is allocated to the cash generating unit ("CGU") Fresh Food Retail segment. For the purposes of impairment review, the recoverable amount of CGU is determined based on the value-in-use calculations which require the use of assumptions and estimates. The calculation uses pre-tax cash flow projections based on financial budgets approved by management using the estimated growth rate in revenue of 15%-30% covering a 5-year period. Cash flows beyond the 5-year period are expected to be similar to that of the 5th year, taking into account of the estimated terminal growth rate of 3%. The assumptions used for budgeted revenue and gross profit margin are considered with reference to the latest market condition and the historical data. The operating cash inflows generated from the Fresh Food Retail segment are mainly from the retail sales of fresh food products which cash are received upon sales, and accordingly the management considers the credit risk of cash flows to be insignificant. The pre-tax discount rate used is 24.4%. Management estimates the discount rate using pre-tax rates that reflect market assessments of the time value of money and the specific risks relating to the CGU. Based on the impairment review, no impairment is considered necessary as at 31 December 2022. There are no reasonably possible change in the key assumptions which would cause the carrying amount to exceed the recoverable amount for goodwill.

NOTES TO THE CONSOLIDATED FINANCIAL STATEMENTS

For the year ended 31 December 2022

20. DEFERRED TAXATION

The followings are the major deferred tax assets recognised and movements thereon during the current and prior years:

	Unrealised profit RMB'000	ECL provision RMB'000	Fair value adjustments on business combination RMB'000	Total RMB'000
As at 1 January 2021	4,889	4,263	-	9,152
Credited to profit or loss (Note 11)	(2,220)	(2,615)	-	(4,835)
As at 31 December 2021	2,669	1,648	-	4,317
Acquisition of a subsidiary (Note 31)	-	-	(1,743)	(1,743)
(Credited) charged to profit or loss (Note 11)	(1,660)	430	194	(1,036)
As at 31 December 2022	1,009	2,078	(1,549)	1,538

At the end of the reporting period, the Group has unused tax losses arising in Hong Kong of HK\$27,369,000 (equivalent to approximately RMB24,531,000) (2021: HK\$20,979,000 (equivalent to approximately RMB17,138,000)) available for offset against future profits. No deferred tax asset has been recognised in respect of the tax losses due to unpredictability of future profit streams. All losses may be carried forward indefinitely.

As at 31 December 2022, the Group has tax losses arising in the PRC of RMB42,494,000 (2021: RMB22,084,000) available for offset against future profits that may be carried forward for up to five years for EIT purpose. No deferred tax asset has been recognised in respect of the tax losses due to unpredictability of future profit streams.

Under the EIT Law, withholding tax is imposed on dividends payable to non-PRC shareholders which is declared in respect of profits earned by the PRC subsidiaries. Deferred taxation has not been provided for in the consolidated financial statements in respect of temporary differences attributable to retained profits of the PRC subsidiaries amounting to RMB337,430,000 as at 31 December 2022 (2021: RMB438,032,000) as the Group is able to control the timing of the reversal of the temporary differences and it is probable that the temporary differences will not reverse in the foreseeable future.

21. DEPOSITS PAID ON ACQUISITION OF NON-CURRENT ASSETS

	2022 RMB'000	2021 RMB'000
Deposits paid on acquisition of property, plant and equipment (Note)	-	93

Note: The amount represents deposits paid by the Group in relation with the acquisition of plant and equipment. The unsettled amount is disclosed as capital commitments in Note 32.

NOTES TO THE CONSOLIDATED FINANCIAL STATEMENTS

For the year ended 31 December 2022

22. INVENTORIES

	2022 RMB'000	2021 RMB'000
Raw materials	539,656	524,303
Finished goods	454,035	454,166
	993,691	978,469

23. TRADE AND OTHER RECEIVABLES

	2022 RMB'000	2021 RMB'000
Trade receivables from contracts with customers	34,906	34,963
Less: allowance for expected credit losses	(14,091)	(11,856)
	20,815	23,107
Other receivables, deposits and prepayments (Note i)	62,577	7,580
Prepayments to suppliers (Note ii)	7,208	121,341
Value-added tax ("VAT") recoverable	18,067	23,841
	108,667	175,869

Notes:

- (i) The balance mainly represents prepayments for technical service and purchase of goods under the Group's Fresh Food Retail segment.
- (ii) Included in the balance is prepayments paid to a fellow subsidiary of the Group, Jiangxi Longtianyong*, (江西龍天勇有色金屬有限公司), a wholly-owned subsidiary of China Silver Group, with a carrying amount of RMB3,976,000 as at 31 December 2022 (2021: RMB117,537,000).

* The English name is for identification only.

The Group does not grant any credit period to its retail customers and generally grants its corporate customers a credit period ranging from 0 to 90 days and requires advance deposits for 30% to 100% of the contract value from its customers before delivery of goods.

The ageing analysis of the Group's trade receivables net of allowance for expected credit losses presented based on the invoice dates at the end of the reporting period is as follows:

	2022 RMB'000	2021 RMB'000
0 – 30 days	17,776	18,532
31 – 60 days	708	1,963
61 – 90 days	306	680
Over 90 days	2,025	1,932
	20,815	23,107

NOTES TO THE CONSOLIDATED FINANCIAL STATEMENTS

For the year ended 31 December 2022

23. TRADE AND OTHER RECEIVABLES (CONTINUED)

As at 31 December 2022, included in the Group's trade receivables, net of allowance of expected credit losses were debtors with aggregate carrying amount of RMB14,091,000 (2021: RMB12,036,000) which were past due as at the reporting date. Out of the past due balances, RMB1,031,000 (2021: RMB1,367,000) has been past due 90 days or more and is not considered as in default as the Group considered such balances could be recovered based on repayment history, the financial conditions and the current credit worthiness of each customer. The Group does not hold any collateral over these balances.

Details of impairment assessment of trade and other receivables are set out in Note 3.

24. AMOUNT(S) DUE FROM (TO) IMMEDIATE HOLDING COMPANY/FELLOW SUBSIDIARIES/RELATED COMPANIES/A NON-CONTROLLING INTEREST

As at 31 December 2022 and 2021, the amount due from immediate holding company, China Silver Group, amounts due to fellow subsidiaries and a non-controlling interest were non-trade in nature, unsecured, interest-free and repayable on demand.

The amounts due to related companies as at 31 December 2022 and 2021 are non-trade in nature, unsecured, interest-free and repayable on demand.

Amounts due to related companies represent (i) an amount of RMB8,227,000 (2021: RMB8,250,000) due to a museum in the PRC, namely 景寧畚族自治縣畚銀博物館, of which Mr. Chen He, being an executive director of the Company is one of the operating committee members, and (ii) an amount of RMB760,000 (2021: RMB760,000) due to 江西金貓銀貓支付有限公司 ("Jiangxi CSMall Payment") which is a wholly owned subsidiary of Shenzhen Yinruiji Cultural Development Company Limited, a company controlled by Mr. Qian Pengcheng, being an executive director of the Company. The amounts are non-trade in nature, unsecured, interest-free and repayable on demand.

25. BANK BALANCES AND CASH

Bank balances carry interest at prevailing market interest rates ranging from 0.001% to 0.350% per annum for both years.

The Group's bank balances and cash that are denominated in currencies other than the functional currency of the relevant group entities are set out below:

	2022 RMB'000	2021 RMB'000
Hong Kong dollar	190	201
United States dollar	14	1
	204	202

As at 31 December 2022, the bank balances and cash of the Group denominated in RMB amounted to RMB474,974,000 (2021: RMB312,406,000). The conversion of RMB denominated bank balances and cash into foreign currencies and the remittance of such foreign currencies denominated balances out of the PRC are subject to the relevant rules and regulations of foreign exchange control by the government authorities concerned.

NOTES TO THE CONSOLIDATED FINANCIAL STATEMENTS

For the year ended 31 December 2022

26. TRADE AND OTHER PAYABLES

	2022 RMB'000	2021 RMB'000
Trade payables	32,760	31,150
Other payables and accrued expenses (Note (i))	76,605	35,117
VAT and other tax payables	9,421	8,702
Provision for termination of assignment contracts (Note (ii))	7,413	8,222
	126,199	83,191

Notes:

- (i) Included in the other payables are payables for office leasehold improvement amounted to RMB10,084,000 (2021: RMB14,767,000).
- (ii) In September 2018, Huzhou Baiyin Property Co., Ltd.* (湖州白銀置業有限公司) ("Huzhou Baiyin"), an indirect wholly-owned subsidiary of the Group entered into an assignment contract (the "Contract") with Huzhou South Taihu New District Management Committee (the "Committee") and Huzhou Municipal Bureau of Natural Resources and Planning (the "Bureau") in relation to the acquisition of the land use right over a piece of land located in Huzhou, the PRC (the "Acquisition"). The total consideration for the land use right was RMB285,000,000.

On 29 and 30 June 2020, Huzhou Baiyin entered into a termination agreement with the Committee and the Bureau, and a compensation agreement with the Committee, pursuant to which the Committee and the Bureau agreed to terminate the Contract and the Committee agreed to refund the deposits received amounting to RMB270,875,000 (the "Compensation Sum") and compensate for (i) the capital expenditure and other expenses incurred by the Group in connection with the exploration, design and pre-construction works on the land; and (ii) certain taxes paid by another indirect wholly-owned subsidiary of the Group.

As at 31 December 2021, the Group had already paid an aggregate amount of RMB290,094,000 in relation to the Acquisition and fully received the Compensation Sum. As at 31 December 2022, however, certain pre-construction costs that had been incurred before the termination of the Acquisition remained payable by the Group, which amounted to RMB7,413,000 (2021: RMB8,222,000)

* The English name is for identification only.

The ageing analysis of the Group's trade payables presented based on the invoice dates at the end of the reporting period is as follows:

	2022 RMB'000	2021 RMB'000
0 – 30 days	6,843	10,219
31 – 60 days	1,740	-
61 – 90 days	343	434
Over 90 days	23,834	20,497
	32,760	31,150

The credit period of purchase of goods and subcontracting costs on processing silver products generally ranges from 0 to 90 days.

NOTES TO THE CONSOLIDATED FINANCIAL STATEMENTS

For the year ended 31 December 2022

27. LEASE LIABILITIES

	2022 RMB'000	2021 RMB'000
Lease liabilities payable:		
Within one year	3,958	4,069
Within a period of more than one year but not more than two years	1,816	3,622
Within a period of more than two years but not more than five years	-	1,619
	5,774	9,310
Less: Amount due for settlement within 12 months shown under current liabilities	(3,958)	(4,069)
Amount due for settlement after 12 months shown under non-current liabilities	1,816	5,241

The weighted average incremental borrowing rate applied to lease liabilities is 4.62% (2021: 4.69%) per annum for the year ended 31 December 2022.

Lease obligations that are denominated in currencies other than the functional currencies of the relevant group entities are set out below:

	2022 RMB'000	2021 RMB'000
Hong Kong dollar	529	788

28. CONTRACT LIABILITIES

	2022 RMB'000	2021 RMB'000
Amount received in advance of sales of goods	5,317	2,636

NOTES TO THE CONSOLIDATED FINANCIAL STATEMENTS

For the year ended 31 December 2022

28. CONTRACT LIABILITIES (continued)

The following table shows how much of the revenue recognised in the current year relates to carried-forward contract liabilities.

	Amounts received in advance of sales of goods	
	2022 RMB'000	2021 RMB'000
Revenue recognised that was included in the contract liabilities balance at the beginning of the year	2,636	6,159

Significant changes in contract liabilities

The significant increase in contract liabilities as at 31 December 2022 was mainly due to the advance from customers as at 31 December 2021 had been recognised as revenue upon transfer of goods during the year ended 31 December 2022.

Typical payment terms which impact on the amount of contract liabilities recognised are as follows:

The Group receives 30% to 100% of the contract amounts as deposits from customers when the sales order is issued. The entire amount of contract liabilities will be recognised as revenue when the customers obtained the control of goods.

29. BANK BORROWINGS

	2022 RMB'000	2021 RMB'000
Secured bank borrowings carrying interest at fixed rate, repayable within one year and without a repayment on demand clause	10,062	-
Secured bank borrowings carrying interest at floating rate, repayable within one year and without repayment on demand cause	74,000	-
	84,062	-

NOTES TO THE CONSOLIDATED FINANCIAL STATEMENTS

For the year ended 31 December 2022

29. BANK BORROWINGS (continued)

The effective interest rate of the Group's bank borrowings (which is also equal to contracted interest rate) during the year is as follows:

	2022 RMB'000	2021 RMB'000
Effective interest rate per annum	4.69%	5.31%

The total banking facility granted to the Group amounted to RMB98,010,000 of which RMB84,062,000 were utilised.

The amounts are secured and/or guaranteed by (i) personal guarantee from a director of China Silver Group, Mr. Chen Wantian and his spouse; (ii) personal guarantee from a director of the Company, Mr. Qian Pengcheng; (iii) corporate guarantee and certain assets of a supplier and independent third parties; (iv) personal guarantee from directors of the subsidiary, Jiangsu Nongmuren (as defined below); and (v) corporate guarantee from a fellow subsidiary.

Bank borrowings of RMB10,062,000 as at 31 December 2022 carry interest at fixed rates, ranging from 3.9% to 14.4% per annum and RMB74,000,000 carry interest at loan prime rate plus 2.24% per annum.

30. SHARE CAPITAL OF THE COMPANY

	Number of shares	Share capital	
		US\$	RMB'000
Ordinary share of US\$0.0001 each:			
Authorised			
At 1 January 2021, 31 December 2021 and 31 December 2022	3,000,000,000	300,000	2,062
Issued			
At 1 January 2021, 31 December 2021 and 31 December 2022	1,237,875,040	123,787	842

NOTES TO THE CONSOLIDATED FINANCIAL STATEMENTS

For the year ended 31 December 2022

31. ACQUISITION OF A SUBSIDIARY

On 31 December 2021, Shenzhen Guojintongbao Company Limited* (深圳國金通寶有限公司) (“Shenzhen Guojintongbao” which is a wholly-owned subsidiary of the Group), Bric (Suzhou) Agriculture Information Technology Co., Ltd.* (布瑞克(蘇州) 農業互聯網股份有限公司) (“Bric Suzhou” which was an existing shareholder of Jiangsu Nongmuren Electronic Business Corp.* (江蘇農牧人電子商務股份有限公司) (“Jiangsu Nongmuren”), Suzhou Nonggou Daohe Investment Management Center (Limited Partnership)* (蘇州農購道合投資管理中心(有限合夥)) (“Suzhou Nonggou Daohe” which was an existing shareholder of Jiangsu Nongmuren), Mr. Sun Tong (who was the controlling shareholder of Bric Suzhou and Suzhou Nonggou Daohe) and Jiangsu Nongmuren entered into an investment agreement, pursuant to which the Group shall obtain 51% effective ownership in Jiangsu Nongmuren in cash consideration by way of capital injection of RMB26,000,000 payable in cash to Jiangsu Nongmuren in two installments.

Jiangsu Nongmuren is a company incorporated in the PRC limited by shares. Jiangsu Nongmuren is the developer and operator of the “農牧人” (“Nongmuren”) supply chain and sales platforms, which conducts integrated online-and-offline sales of fresh food in the PRC, and provides related electronic platforms and branding and SaaS services in the PRC. This transaction was completed on 10 January 2022 and Jiangsu Nongmuren became a non-wholly owned subsidiary of the Group. This acquisition enables the Group to expand its market share in the fresh food industry.

* The English name is for identification only.

Consideration through capital injection

	RMB'000
Cash consideration paid	9,000
Cash consideration payable	17,000
	26,000

Assets acquired and liabilities recognised at the date of acquisition

	RMB'000
Property, plant and equipment	158
Intangible asset	6,970
Trade and other receivables	119,787
Inventories	165
Bank balances and cash	1,398
Trade and other payables	(96,422)
Bank borrowings	(3,795)
Deferred tax liabilities	(1,743)
	26,518

NOTES TO THE CONSOLIDATED FINANCIAL STATEMENTS

For the year ended 31 December 2022

31. ACQUISITION OF A SUBSIDIARY (continued)

Goodwill on acquisition

	RMB'000
Consideration to be satisfied	26,000
Add: non-controlling interest	12,994
Less: net assets acquired	(26,518)
	12,476

Net cash inflow arising on acquisition

	RMB'000
Bank balances and cash acquired	1,398

The non-controlling interest is measured at the non-controlling interest's proportionate share of above provisional fair value of the identifiable net assets of Jiangsu Nongmuren.

Acquisition-related costs of RMB240,000 have been charged to administrative expenses in the consolidated statement of profit or loss and other comprehensive income and in the operating cash flows in the consolidated statement of cash flows for the year ended 31 December 2022.

The goodwill is attributable to the workforce and industry experience of the acquired business. It will not be deductible for tax purposes.

The revenue included in the consolidated statement of profit or loss and other comprehensive income for the period from 1 January 2022 to 31 December 2022 contributed by Jiangsu Nongmuren was RMB1,509,807,000. Jiangsu Nongmuren contributed loss of RMB18,111,000 over the same period.

Had Jiangsu Nongmuren been consolidated from 10 January 2022, the financial impact to the consolidated statement of profit or loss and other comprehensive income for the year ended 31 December 2022 would be immaterial.

NOTES TO THE CONSOLIDATED FINANCIAL STATEMENTS

For the year ended 31 December 2022

32. CAPITAL COMMITMENTS

	2022 RMB'000	2021 RMB'000
Capital expenditure in respect of acquisition of plant and equipment contracted for but not provided in the consolidated financial statements	–	140

33. RETIREMENT BENEFIT PLANS

The Group participates in a Mandatory Provident Fund Scheme (“MPF Scheme”) for all qualifying employees in Hong Kong established under the Mandatory Provident Fund Schemes Ordinance. The assets of the MPF Scheme are held separately from those of the Group in funds under the control of an independent trustee. Under the rule of the MPF Scheme, the employer and its employees are each required to make contributions to the scheme at a rate of 5% specified in the rules, but subject to a cap. The only obligation of the Group with respect of MPF Scheme is to make the required contributions under the scheme. No forfeited contribution is available to reduce the contribution payable in the future years.

The employees employed in the PRC are members of the state-managed retirement benefit schemes operated by the PRC government. The PRC subsidiaries are required to contribute a certain percentage of their basic payroll to the retirement benefit schemes to fund the benefits. The only obligation of the Group with respect to the retirement benefit schemes is to make the required contributions under the schemes. No forfeited contribution is available to reduce the contribution payable in future years.

During the year ended 31 December 2022, the total expenses recognised in profit or loss of RMB3,281,000 (2021: RMB2,558,000) represent contributions payable to these plans by the Group at rates specified in the rules of the plans.

34. FINANCIAL INSTRUMENTS

Categories of financial instruments

	2022 RMB'000	2021 RMB'000
Financial assets		
Financial assets at amortised cost	515,218	354,234
Financial liabilities		
Amortised cost	187,500	44,893
Lease liabilities	5,774	9,310
	193,274	54,203

NOTES TO THE CONSOLIDATED FINANCIAL STATEMENTS

For the year ended 31 December 2022

35. MAJOR NON-CASH TRANSACTIONS

The Group had the following major non-cash transactions:

During the year ended 31 December 2021, the Group renewed lease agreements for the use of warehouse and office premises for 1 to 3 years and recognised RMB9,051,000 of right-of-use assets and RMB9,051,000 of lease liabilities.

During the year ended 31 December 2021, the Group recognised the property, plant and equipment at the amount of RMB13,548,000 which were settled by trade and other payables.

During the year ended 31 December 2022, the Group entered into one new lease agreement for the use of office premise for 2 years. On the lease commencement, the Group recognised RMB580,000 of right-of-use assets and RMB580,000 of lease liabilities.

36. RECONCILIATION OF LIABILITIES ARISING FROM FINANCING ACTIVITIES

The table below details changes in the Group's liabilities arising from financing activities, including both cash and non-cash changes. Liabilities arising from financing activities are those for which cash flows were, or future cash flows will be, classified in the Group's consolidated statement of cash flows as cash flows from financing activities.

	Amounts due to fellow subsidiaries RMB'000	Amounts due to related companies RMB'000	Trade loans RMB'000	Lease liabilities RMB'000	Bank borrowings RMB'000	Interest payables (Included in other payables) RMB'000	Amount due to a non- controlling interest RMB'000	Total RMB'000
At 1 January 2021	3,938	9,010	10,000	10,087	-	-	-	33,035
Financing cash flows	(175)	-	(10,000)	(5,267)	-	-	-	(15,442)
Finance cost recognised	-	-	-	455	-	-	-	455
Leases renewed (Note 35)	-	-	-	9,051	-	-	-	9,051
Early termination of leases	-	-	-	(5,016)	-	-	-	(5,016)
At 31 December 2021	3,763	9,010	-	9,310	-	-	-	22,083
At 1 January 2022	3,763	9,010	-	9,310	-	-	-	22,083
Financing cash flows	(422)	(46)	-	(4,469)	80,267	(3,941)	15,467	86,856
Acquisition of a subsidiary	-	-	-	-	3,795	-	-	3,795
Finance cost recognised	-	-	-	353	-	3,941	-	4,294
Leases renewed (Note 35)	-	-	-	580	-	-	-	580
As at 31 December 2022	3,341	8,964	-	5,774	84,062	-	15,467	117,608

NOTES TO THE CONSOLIDATED FINANCIAL STATEMENTS

For the year ended 31 December 2022

37. RELATED PARTY DISCLOSURES

- (a) Other than as disclosed elsewhere in these consolidated financial statements, the Group has following significant transactions and balances with related parties:

Name of related parties	Relationship	Nature of transactions	2022 RMB'000	2021 RMB'000
江西龍天勇有色金屬有限公司	A fellow subsidiary of the Group and a subsidiary of China Silver Group (Note i)	Purchase of silver ingots (Note iv)	83,669	92,522
		Repayments of lease liabilities (Note ii)	600	600
		Interest expenses on lease liabilities	58	83
上海華通鉑銀交易市場有限公司	A fellow subsidiary of the Group and a subsidiary of China Silver Group (Note i)	Sale of jewellery products (Note iii & iv)	41	165

Notes:

- (i) China Silver Group is the immediate and ultimate holding company of the Group.
- (ii) The Group entered into a lease agreement for the use of warehouse and office premises with the fellow subsidiary for 5 years. As at 31 December 2022, the payable due to the fellow subsidiary amounted to RMB863,000 (2021: RMB1,405,000), which included in lease liabilities.
- (iii) As at 31 December 2022, the receivable due from the fellow subsidiary amounted to RMB3,976,000 (2021: RMB26,000), which included in trade and other receivables.
- (iv) These transactions were carried out at terms determined and agreed by the Group and the relevant parties.
- (b) Details of the outstanding balances with related parties are set out in the consolidated statement of financial position and in Notes 23 and 24.
- (c) Compensation of key management personnel

The emoluments of directors and members of key management of the Group are as follows:

	2022 RMB'000	2021 RMB'000
Salaries and other allowances	2,301	2,231
Retirement benefits schemes contributions	43	41
	2,344	2,272

The remuneration of directors is determined by the remuneration committee having regard to the performance of individuals and market trends.

NOTES TO THE CONSOLIDATED FINANCIAL STATEMENTS

For the year ended 31 December 2022

38. SUBSIDIARIES

The Company has direct and indirect interests in the following subsidiaries. Unless otherwise stated, they have share capital consisting solely of ordinary shares that are held directly by the Group, and the proportion of ownership interests held equals the voting rights held by the Group.

Name of subsidiary	Place of incorporation/ establishment	Issued and fully paid share capital/ registered capital	Attributable equity interest held by the Company		Principal activities/ place of operations	Form of company
			2022	2021		
<i>Directly owned</i>						
CSMall Group BVI 金貓銀貓集團有限公司	The BVI	Ordinary Shares US\$83,233	100%	100%	Investment holding/ Hong Kong	Limited liability
CSMall Holdings Limited BVI 金貓銀貓控股有限公司	The BVI	Ordinary shares US\$50,000	100%	100%	Investment holding/ Hong Kong	Limited liability
<i>Indirectly owned</i>						
China Silver Jewellery Group Limited 中國白銀珠寶集團有限公司	Hong Kong	Ordinary shares HK\$10,000	100%	100%	Investment holding/ Hong Kong	Limited liability
Bit Silicon Valley Blockchain Technology Limited 比特硅谷區塊鏈技術有限公司*	Hong Kong	Ordinary shares HK\$10,000	100%	100%	Inactive/Hong Kong	Limited liability
江西吉銀實業有限公司	The PRC	Registered capital US\$99,800,000	100%	100%	Processing and wholesale of precious metal products/ The PRC	Wholly foreign owned
國融通寶(深圳)融資租賃有限公司	The PRC	Registered capital RMB200,000	100%	100%	Inactive/The PRC	Limited liability
深圳金縱橫軟件開發有限公司	The PRC	Registered capital RMB1,000,000	100%	100%	Software development/ The PRC	Limited liability

NOTES TO THE CONSOLIDATED FINANCIAL STATEMENTS

For the year ended 31 December 2022

38. SUBSIDIARIES (continued)

Name of subsidiary	Place of incorporation/ establishment	Issued and fully paid share capital/ registered capital	Attributable equity interest held by the Company		Principal activities/ place of operations	Form of company
			2022	2021		
深圳國金通寶有限公司 Shenzhen Guojin Tongbao (for identification purpose)	The PRC	Registered capital RMB50,000,000 [^]	100%	100%	Investment holding*/ The PRC	Limited liability
深圳國銀通寶有限公司 Shenzhen Guoyintongbao (for identification purpose)	The PRC	Registered capital RMB500,000,000	100%	100%	Online and offline sales of jewellery products and operation of self-owned stores/The PRC	Wholly foreign owned
景寧畚銀文化有限公司	The PRC	Registered capital RMB10,000,000 [^]	100%	100%	Planning of cultural events, design and sale of jewellery products/ The PRC	Limited liability
白銀小鎮(上海)文化產業有限公司	The PRC	Registered capital RMB100,000,000 [^]	100%	100%	Online sales of jewellery products/The PRC	Limited liability
湖州白銀置業有限公司	The PRC	Registered capital RMB50,000,000 [^]	100%	100%	Property development/ The PRC	Limited liability
浙江金貓銀貓珠寶首飾有限公司	The PRC	Registered capital RMB10,000,000 [^]	100%	100%	Sales of jewellery products/The PRC	Limited liability
深圳鮮生掌櫃科技有限公司 ^{**}	The PRC	Registered capital RMB1,000,000 [^]	51% (Note)	—	Investment holding/The PRC	Limited liability
江蘇農牧人電子商務股份有限公司 Jiangsu Nongmuren Electronic Business Corp. (for identification purpose) ^{***}	The PRC	Registered capital RMB25,510,000 [^]	N/A* (Note)	—	Sales of fresh food product/The PRC	Limited liability

* Not yet commence business

* Structured entities

[^] At 31 December 2022 and 2021, capital injection to the entity had not been made^{**} Incorporated during the year ended 31 December 2022 and controlled under a variable interest entity structure.^{***} Acquired during the year ended 31 December 2022.

None of the subsidiaries had issued any debt securities outstanding at the end of the year or at any time during the year.

NOTES TO THE CONSOLIDATED FINANCIAL STATEMENTS

For the year ended 31 December 2022

38. SUBSIDIARIES (continued)

Non-controlling interest

Summarised financial information in respect of the Group's subsidiary that has non-controlling interest is set out below. The summarised financial information below represents amounts before intragroup eliminations.

	Jiangsu Nongmuren As at/For the year ended 2022 RMB'000
Current assets	92,400
Current liabilities	(86,405)
Current net assets	5,995
Non-current assets	193
Non-current liabilities	(1,816)
Net assets	4,372
Accumulated non-controlling interest	4,326
Summarised income statement	
Revenue	1,509,807
Loss for the period	(18,111)
Loss and total comprehensive expense for the period	(18,111)
Loss allocated to non-controlling interest	8,668
Summarised cash flows	
Cash outflows from operating activities	(12,703)
Cash outflows from investing activities	(15,566)
Cash inflows from financing activities	32,266
Net cash inflow	3,997

NOTES TO THE CONSOLIDATED FINANCIAL STATEMENTS

For the year ended 31 December 2022

38. SUBSIDIARIES (continued)

Note: Consolidated structured entity

PRC laws and regulations restrict foreign investors from owning more than 50% equity interests in any enterprise engaged in value-added telecommunication business (the "Restricted Business").

During the year ended 31 December 2022, the Group decided to engage in the provision of electronic platforms and branding and SaaS services in the PRC which was categorised under the Restricted Business. Therefore, Jiangsu Nongmuren was acquired and under the legal ownership of two independent third parties. Therefore, a series of agreements (the "2021 Contractual Arrangements") were entered into between the Group and the legal owners on 31 December 2021.

Jiangsu Nongmuren is referred to as the "Structured Entity".

The 2021 Contractual Arrangements both comprised of (a) exclusive option agreement, (b) exclusive consultancy and services agreement, (c) shareholder voting right entrustment agreements, and (d) equity pledge agreement. Key provisions of the 2021 Contractual Arrangements are as follows:

Exclusive option Agreement

The Group, the Structured Entity and the legal owners entered into an exclusive option agreement (the "Exclusive Option Agreement") whereby the legal owners have irrevocably and unconditionally agree, to the extent permitted under the laws of the PRC, to transfer to the Group or any other entities or persons designated by the Group their equity interests in the Structured Entity. The Group may exercise, at its sole discretion, its rights at any time and in any manner permitted under the laws of the PRC. The exercise price of the rights payable to each of the legal owners is the lower of (a) the amount of registered capital contributed by the respective legal owner in accordance with their respective percentage of equity interest in the Structured Entity and (b) the lowest price permitted under the laws of the PRC. The entire consideration received by the legal owners in exercising the option would be transferred to the Group within 10 days. In respect of the 2021 Contractual Arrangements, the Exclusive Option Agreement contains an undertaking from Jiangsu Nongmuren's legal owners to return to the Company any consideration they received when the Company acquires the equity interest of Jiangsu Nongmuren upon unwinding the 2021 Contractual Arrangements.

The Exclusive Option Agreement will be terminated when all the rights and assets in the Structured Entity are transferred to the Group and/or other entities or persons designated by the Group in accordance with the terms of the Exclusive Option Agreement and the laws of the PRC.

Exclusive Consultancy and Services Agreement

The Group and the Structured Entity entered into an exclusive consultancy and services agreement ("Exclusive Consultancy and Services Agreement") whereby the Structured Entity engages the Group on an exclusive basis to provide consultancy services in relation to technology approval (技術審批), technology support, technology consultation and other related corporate consultation services.

In consideration of the provision of the aforementioned services by the Group, the Structured Entity will pay the Group (a) a service fee equivalent to the entire profit after taxation of the Structured Entity, with calculation in accordance to IFRSs, after setting off any accumulated loss after taxation in the prior years; and (b) another service fee agreed separately between the Structured Entity and the Group for specific technology services provided by the Group on the request of the Structured Entity.

The Exclusive Consultancy and Services Agreement will be valid until terminated in writing by both parties or in accordance with the requirements by the laws of the PRC.

Shareholder voting right entrustment agreements

The Group, the Structured Entity and the legal owners entered into a shareholder voting right entrustment agreements (the "Shareholder Voting Right Entrustment Agreements") whereby the legal owners have irrevocably agree that the Group shall be authorise any person designated by the Group to exercise their rights and powers as shareholders of the Structured Entity.

The Shareholder Voting Right Entrustment Agreements will be terminated when all the equity interests in the Structured Entity are transferred to the Group and/or other entities or persons designated by the Group in accordance with the terms of the Shareholder Voting Right Entrustment Agreements and the laws of the PRC.

NOTES TO THE CONSOLIDATED FINANCIAL STATEMENTS

For the year ended 31 December 2022

38. SUBSIDIARIES (continued)

Note: Consolidated structured entity (Continued)

Equity Pledge Agreement

The Group, the Structured Entity and the legal owners entered into a share pledge agreement (the "Share Pledge Agreement") whereby the legal owners have irrevocably and unconditionally agree that the Group shall be entitled to enforce the pledge in accordance with the terms of the Share Pledge Agreement.

The Share Pledge Agreement will remain in effect until the later to occur of the following: (a) all of the obligations of the legal owners and the Structured Entity under the Exclusive Option Agreement, the Exclusive Consultancy and Services Agreement, the Equity Pledge Agreement, and the Shareholder Voting Right Entrustment Agreements are satisfied in full or (b) all the direct, indirect or incidental loss suffered by the Group as a result of the breach by the legal owners or the Structured Entity under the Option Agreement, the Proxy Agreement and/or the Consultancy and Services Agreement has been discharged in full.

The directors of the Company, after consulting their legal counsel, are of the view that the 2021 Contractual Arrangements are in compliance with existing PRC laws and regulations and are valid, binding and enforceable, and do not result in any violation of PRC laws or regulations currently in effect in all material aspects. The 2021 Contractual Arrangements have in substance enabled the Group to exercise full control over and enjoy all economic benefits of the Structured Entity despite the absence of formal legal equity interest held by the Group therein and the legal owners are, in substance, the nominees of the Group. Accordingly, the Structured Entity is accounted for as a consolidated Structured Entity of the Group.

Jiangsu Nongmuren is principally engaged in conducts intergrated online-and-offline sales of fresh food in the PRC, and provides related electronic platforms and branding and SaaS services along the agricultural supply chain in the PRC.

NOTES TO THE CONSOLIDATED FINANCIAL STATEMENTS

For the year ended 31 December 2022

39. STATEMENT OF FINANCIAL POSITION AND RESERVES OF THE COMPANY

	Notes	2022 RMB'000	2021 RMB'000
Non-current assets			
Investments in subsidiaries		922,481	920,571
Right-of-use assets		551	722
Amount due from a subsidiary		110,514	110,514
		1,033,546	1,031,807
Current assets			
Other receivables		287	546
Amount due from immediate holding company		1,351	1,231
Bank balances and cash		28	191
		1,666	1,968
Current liabilities			
Other payables and accruals		10,984	8,292
Lease liabilities – current portion		380	744
Amount due to a fellow subsidiary		1,767	1,366
Amount due to a subsidiary		27,858	22,263
		40,989	32,665
Net current liabilities		(39,323)	(30,697)
Total assets less current liabilities		994,223	1,001,110
Capital and reserves			
Share capital	30	842	842
Share premium and reserves	(i)	993,184	1,000,224
Total equity		994,026	1,001,066
Non-current liability			
Lease liabilities – non-current portion		197	44
Total equity and non-current liability		994,223	1,001,110

NOTES TO THE CONSOLIDATED FINANCIAL STATEMENTS

For the year ended 31 December 2022

39. STATEMENT OF FINANCIAL POSITION AND RESERVES OF THE COMPANY
(continued)

Note: (i) Movements in share premium and reserves of the Company:

	Share premium RMB'000	Contribution reserve RMB'000	Accumulated losses RMB'000	Total RMB'000
At 1 January 2021	858,158	323,370	(169,553)	1,011,975
Loss and total comprehensive expense for the year	-	-	(11,751)	(11,751)
At 31 December 2021	858,158	323,370	(181,304)	1,000,224
Loss and total comprehensive expense for the year	-	-	(7,040)	(7,040)
At 31 December 2022	858,158	323,370	(188,344)	993,184

FIVE YEARS' FINANCIAL SUMMARY

RESULTS

	2018 RMB'000	2019 RMB'000	2020 RMB'000	2021 RMB'000	2022 RMB'000
Revenue	2,497,849	1,248,988	347,768	364,187	1,790,311
Profit (loss) before tax	196,641	30,180	(30,830)	8,374	(33,401)
Income tax expense	(53,964)	(35,263)	(4,773)	(8,303)	(870)
Profit (loss) for the year	142,677	(5,083)	(35,603)	71	(34,271)
Attributable to					
– Owners of the Company	142,677	(5,083)	(35,603)	71	(25,603)
– Non-controlling interest	–	–	–	–	(8,668)
	142,677	(5,083)	(35,603)	71	(34,271)

ASSETS AND LIABILITIES

	2018 RMB'000	2019 RMB'000	2020 RMB'000	2021 RMB'000	2022 RMB'000
Total assets	1,528,133	1,596,381	1,579,282	1,510,569	1,632,123
Total liabilities	(308,098)	(163,760)	(182,264)	(113,480)	(256,311)
Total equity	1,220,035	1,432,621	1,397,018	1,397,089	1,375,812
Equity attributable to owners					
of the Company	1,220,035	1,432,621	1,397,018	1,397,089	1,371,486
Non-controlling interest	–	–	–	–	4,326
	1,220,035	1,432,621	1,397,018	1,397,089	1,375,812