



Electronics

比亞迪電子(國際)有限公司  
BYD ELECTRONIC (INTERNATIONAL) COMPANY LIMITED


(Stock Code 股份代號 : 285)

INTERIM REPORT 2023 中期報告



**BYD Electronic (International) Company Limited (“BYD Electronic” or the “Company”; together with its subsidiaries known as the “Group”; stock code: 0285) was spun off from BYD Company Limited (“BYD”, stock code on The Stock Exchange of Hong Kong Limited: 01211 (HKD counter); 81211 (RMB counter); stock code on the Shenzhen Stock Exchange: 002594) and listed on the Main Board of The Stock Exchange of Hong Kong Limited on 20 December 2007. BYD Electronic is a global leading platform-based high-end manufacturing enterprise, providing customers with new materials development, product design and development, parts and components as well as complete machine manufacturing, supply chain management, logistics, after-sales and other one-stop services. The Group engages in a wide variety of businesses ranging from smart phones, tablet PCs, new energy vehicles, residential energy storage, smart home, game hardware, unmanned aerial vehicles, Internet of Things, robots, communication equipment, health devices to other diversified market areas.**

比亞迪電子(國際)有限公司(「比亞迪電子」或「本公司」，連同其附屬公司統稱「本集團」；股份代號：0285)於二零零七年十二月二十日由比亞迪股份有限公司(「比亞迪」；香港聯合交易所上市股份代號：01211(港幣櫃台)；81211(人民幣櫃台)；深圳證券交易所上市股份代號：002594)分拆於香港聯合交易所主板獨立上市。比亞迪電子是全球領先的平台型高端製造企業，專注於為客戶提供新材料開發、產品設計與研發、零組件及整機製造、供應鏈管理、物流及售後等一站式服務。本集團業務廣泛，涉及智能手機、平板電腦、新能源汽車、戶用儲能、智能家居、遊戲硬件、無人機、物聯網、機器人、通信設備、醫療健康設備等多元化的市場領域。



# 目錄

# CONTENTS

Corporate Information 公司資料	2
Financial Highlights 財務摘要	4
Management Discussion and Analysis 管理層討論及分析	5
Interim Condensed Consolidated Statement of Profit or Loss 中期簡明合併損益表	22
Interim Condensed Consolidated Statement of Comprehensive Income 中期簡明合併綜合收益表	23
Interim Condensed Consolidated Statement of Financial Position 中期簡明合併財務狀況表	24
Interim Condensed Consolidated Statement of Changes in Equity 中期簡明合併權益變動表	26
Interim Condensed Consolidated Statement of Cash Flows 中期簡明合併現金流量表	27
Notes to Interim Condensed Consolidated Financial Information 中期簡明合併財務資料附註	30





# CORPORATE INFORMATION

## 公司資料

### EXECUTIVE DIRECTORS

Wang Nian-qiang  
Jiang Xiang-rong

### NON-EXECUTIVE DIRECTORS

Wang Chuan-fu  
Wang Bo

### INDEPENDENT NON-EXECUTIVE DIRECTORS

Chung Kwok Mo John  
Antony Francis MAMPILLY  
Qian Jing-jie

### COMPANY SECRETARY

Li Qian  
Cheung Hon-wan

### AUDIT COMMITTEE

Wang Chuan-fu  
Wang Bo  
Chung Kwok Mo John (Chairman)  
Antony Francis MAMPILLY  
Qian Jing-jie

### REMUNERATION COMMITTEE

Wang Nian-qiang  
Wang Chuan-fu  
Chung Kwok Mo John  
Antony Francis MAMPILLY  
Qian Jing-jie (Chairman)

### NOMINATION COMMITTEE

Jiang Xiang-rong  
Wang Chuan-fu (Chairman)  
Chung Kwok Mo John  
Antony Francis MAMPILLY  
Qian Jing-jie

### AUTHORISED REPRESENTATIVES

Wang Nian-qiang  
Li Qian

### 執行董事

王念強  
江向榮

### 非執行董事

王傳福  
王渤

### 獨立非執行董事

鍾國武  
Antony Francis MAMPILLY  
錢靖捷

### 公司秘書

李黔  
張漢雲

### 審核委員會

王傳福  
王渤  
鍾國武(主席)  
Antony Francis MAMPILLY  
錢靖捷

### 薪酬委員會

王念強  
王傳福  
鍾國武  
Antony Francis MAMPILLY  
錢靖捷(主席)

### 提名委員會

江向榮  
王傳福(主席)  
鍾國武  
Antony Francis MAMPILLY  
錢靖捷

### 授權代表

王念強  
李黔



# CORPORATE INFORMATION

## 公司資料

### REGISTERED OFFICE

Part of Unit 1712, 17th Floor, Tower 2  
Grand Central Plaza  
No. 138 Shatin Rural Committee Road  
New Territories  
Hong Kong

### HEAD OFFICE AND PRINCIPAL PLACE OF BUSINESS IN THE PRC

No. 1  
Bibao Second Road  
Baolong Street  
Longgang District  
Shenzhen  
The PRC  
518116

### SHARE REGISTRAR AND TRANSFER OFFICE

Computershare Hong Kong Investor Services Limited  
Shops 1712-1716  
17th Floor  
Hopewell Centre  
183 Queen's Road East  
Wanchai  
Hong Kong

### INVESTOR AND MEDIA RELATIONS CONSULTANT

iPR Ogilvy Limited  
Tel: (852) 2136 6185  
Fax: (852) 3170 6606  
Email: be285@iprogilvy.com

### WEBSITE

<http://electronics.byd.com>

### STOCK CODE

0285

### 註冊辦事處

香港  
新界  
沙田鄉事會路138號  
新城市中央廣場  
2座17樓1712室一部份

### 中國總辦事處及主要營業地點

中國  
深圳市  
龍崗區  
寶龍街道  
比寶二路1號  
郵編518116

### 股份過戶登記處

香港中央證券登記有限公司  
香港  
灣仔  
皇后大道東183號  
合和中心  
17樓  
1712-1716號舖

### 投資者及傳媒關係顧問

iPR奧美公關有限公司  
電話：(852) 2136 6185  
傳真：(852) 3170 6606  
電郵：be285@iprogilvy.com

### 公司網址

<http://electronics.byd.com>

### 股份編號

0285



# FINANCIAL HIGHLIGHTS

## 財務摘要

### Interim results for the six months ended 30 June 2023

截至二零二三年六月三十日止六個月中期業績

Revenue	營業額	28.58%	to RMB56,180 million	至人民幣56,180百萬元
Gross Profit	毛利	89.37%	to RMB4,409 million	至人民幣4,409百萬元
Profit attributable to owners of the parent company	母公司擁有人應佔溢利	139.15%	to RMB1,516 million	至人民幣1,516百萬元
Earnings per share	每股盈利	139.15%	to RMB0.67	至人民幣0.67元

### HIGHLIGHTS

- The Group's revenue scale reached a new high, representing a year-on-year increase of 28.58%.
- Benefiting from the optimization of business structure and the improvement of capacity utilization, the Group's profitability has significantly improved, representing a year-on-year increase of 139.15% in net profit.
- The Group continued to deepen its cooperation with major overseas customers, continuously increasing its market share and expanding its business scale.
- The product line of the new energy vehicle business segment has significantly expanded, representing a significant increase in shipments and a year-on-year increase in revenue of 89.46%.
- The Group continued to increase its research and development investment in new energy vehicle products, covering intelligent suspension, intelligent cockpit, intelligent driving, core controls, sensors and other products to bring new growth momentum to the Group's business development.

### 摘要

- 集團的收入規模創新高，同比增長28.58%。
- 受益於業務結構的優化和產能利用率的提升，集團的盈利大幅改善，淨利潤同比增長139.15%。
- 集團持續加深與海外大客戶的合作，市場份額持續提升，業務規模持續增長。
- 新能源汽車業務板塊的產品線大幅擴充，出貨量大幅增長，收入同比增長89.46%。
- 持續加大在新能源汽車產品上的研發投入，佈局智能懸架、智能座艙、智能駕駛、核心控制器和傳感器等產品，將為集團業務發展帶來新的增長動能。

# MANAGEMENT DISCUSSION AND ANALYSIS

## 管理層討論及分析

### BUSINESS REVIEW

The Group is a global leading platform-based high-end manufacturing enterprise, providing customers with new materials development, product design and development, parts and components as well as complete machine manufacturing, supply chain management, logistics, after-sales and other one-stop services. The Group's businesses cover smart phones, tablet PCs, new energy vehicles, residential energy storage, smart home, game hardware, unmanned aerial vehicles, Internet of Things, robots, communication equipment, health devices and other diversified market areas. Leveraging on its industry leading research and development and manufacturing capabilities, diversified product portfolio and abundant customer resources, the Group's business has entered a new round of high-speed growth cycle.

In the first half of 2023, developed economies continued to tighten monetary policies to suppress inflation, coupled with increased geopolitical uncertainty, leading to a lack of consumer confidence and a slow pace of global economic recovery. Supported by the government's effective economic stabilization policies, China's economic momentum continued to improve, representing a year-on-year growth of 5.5% in gross domestic product in the first half of 2023. Despite the challenging macro environment, the Group still achieved significant growth in market share and profitability, and actively explored new business growth engines. During the six months ended 30 June 2023 (the "Period"), although global demand for consumer electronics continued to weaken and the Group's share of major customers continued to increase, the business segment continued to grow; the new intelligent products business maintained growth, and the development momentum of the new energy vehicle business was strong, helping the Group with achieving significant sales growth and reaching a new historic high. In the first half of 2023, the Group recorded sales of approximately RMB56,180 million, representing a year-on-year increase of approximately 28.58%. During the Period, with the rapid growth of the new intelligent products and new energy vehicle business segment, the proportion of business has significantly increased and the business structure has been further optimized. The Group's profitability improved significantly and achieved significant growth in profitability with the increase in capacity utilization. During the Period, profit attributable to shareholders increased by approximately 139.15% year-on-year to approximately RMB1,516 million.

### 業務回顧

本集團是全球領先的平台型高端製造企業，專注於為客戶提供新材料開發、產品設計及研發、零組件及整機製造、供應鏈管理、物流及售後等一站式服務。本集團業務涵蓋智能手機、平板電腦、新能源汽車、戶用儲能、智能家居、遊戲硬件、無人機、物聯網、機器人、通信設備、醫療健康設備等多元化的市場領域。依託於業界領先的研發和製造實力、多元的產品組合以及雄厚的客戶資源，本集團業務已邁入新一輪的高速成長週期。

二零二三年上半年，發達經濟體持續收緊貨幣政策以壓抑通脹，加上地緣政治局勢不確定性加劇，致使消費者信心不振，世界經濟復蘇步伐仍然緩慢。在國家有效的穩經濟政策支持下，中國經濟動能持續改善，二零二三年上半年國內生產總值同比增長5.5%。儘管宏觀環境充滿挑戰，本集團仍然實現了市場份額的增長和盈利的大幅提升，並積極開拓了新的業務增長引擎。於截至二零二三年六月三十日的六個月內（「期內」），雖然全球消費電子需求持續疲軟，集團在大客戶的份額持續提升，該業務板塊仍然保持增長；新型智能產品業務保持增長，新能源汽車業務發展勢頭強勁，助力本集團實現銷售規模大幅增長，再創歷史新高。二零二三年上半年，本集團錄得銷售額約人民幣561.8億元，同比上升約28.58%。期內，隨著新型智能產品和新能源汽車業務板塊的快速成長，業務佔比明顯上升，業務結構得到進一步優化。疊加產能利用率的提升，集團的盈利能力顯著改善，盈利實現大幅增長。期內，股東應佔溢利同比上升約139.15%至約人民幣15.16億元。



## MANAGEMENT DISCUSSION AND ANALYSIS

### 管理層討論及分析

In respect of the consumer electronics business, the global smartphone market witnessed a decline in shipments for consecutive eight quarters as demand in consumer electronics market continued to be sluggish due to the inflation and macroeconomic uncertainty. According to the data from the research agency IDC, in the first half of 2023, global smartphone shipments decreased significantly by 11.3% to 534 million units, the global PC market shipments decreased by 21.7% to 119 million units, and the global tablet PCs shipments decreased by 24.6% year-on-year to approximately 59 million units. Information released by the China Academy of Information and Communications Technology shows that mobile phone shipments in the Chinese market amounted to 130 million units in the first half of 2023, down by approximately 4.8% year-on-year, while the shipment of 5G mobile phones decreased by approximately 6.4% year-on-year to 102 million units. As a global leader in smartphones and other smart terminals, the Group has leveraged its top research and development and solid product design and manufacturing capabilities to continue to fully tap the needs of major customers, strengthen its strategic cooperation with major customers, and achieved both market share increase and revenue growth in spite of a downturn in the market, further consolidating its industry leadership position. In terms of major overseas customers business, the Group's share and shipment of assembly and components and parts for core products continued to increase, and the structural parts projects of new product categories were also in good progress, resulting in significant growth in business scale. In terms of Android business, the Group continued to focus on providing all-round services for mid-to-high-end products in the Android market. As the market demand for smartphones has weakened, the Group's revenue from the Android complete machine assembly and components and parts business was affected to a certain extent. During the Period, the Group recorded a revenue of RMB41,048 million in the consumer electronics business, representing an increase of approximately 23.82% year on-year. During the Period, revenue from components and parts was approximately RMB4,986 million, representing a decrease of 25.67% year on-year, while revenue from assembly was approximately RMB36,062 million, representing an increase of 36.38% year-on-year.

消費電子業務方面，受通貨膨脹和宏觀經濟不確定性的影響，消費電子市場需求持續低迷，全球智能手機市場出貨量出現了連續第八季的衰退。根據市場研究機構IDC的統計，二零二三年上半年，全球智能手機出貨量大幅下降11.3%至5.34億部，全球PC市場出貨量下跌21.7%至1.19億部，全球平板電腦出貨量約5,900萬部，同比下降24.6%。中國信息通信研究院發表的資料顯示，二零二三年上半年國內手機出貨量同比下降約4.8%至1.3億部，其中5G手機出貨量亦同比下降約6.4%至1.02億部。本集團作為全球智能手機及其他智能終端的領導者，憑藉頂尖的研發及堅實的產品設計製造實力，持續深挖大客戶需求，強化與大客戶的戰略合作，在市場不景氣的情況下仍實現了市場份額提升及收入增長，進一步夯實其行業龍頭地位。海外大客戶業務方面，本集團在核心產品的組裝及零部件的份額和出貨量持續上升，新品類的結構件項目進展良好，業務規模實現大幅增長。安卓業務方面，本集團持續聚焦為安卓市場的中高端產品提供全方位服務。由於智能手機市場需求疲軟，集團的安卓整機組裝和零部件業務收入受到一定影響。期內，本集團在消費電子業務領域錄得人民幣410.48億元之收入，同比上升約23.82%。其中零部件收入約人民幣49.86億元，同比下降25.67%；組裝收入約人民幣360.62億元，同比上升36.38%。





## MANAGEMENT DISCUSSION AND ANALYSIS

### 管理層討論及分析

In respect of new intelligent product business, empowered by 5G and artificial intelligence technologies, the application scenarios of new intelligent products are becoming more diversified and the market scale continues to expand. Benefiting from the acceleration of global new energy transformation, coupled with high on-grid tariff and supporting policies, the global demand for residential energy storage continued to be strong, while the cost of energy storage systems has decreased, which has also promoted the penetration rate of residential energy storage, and the global capacity of new residential energy storage installed kept growing rapidly. Mordor Intelligence estimated that the global market scale of residential energy storage systems would reach US\$4.38 billion in 2023. During the Period, the Group achieved an eye-catching performance in respect of its residential energy storage business and maintained a growth in both shipment volume and revenue by virtue of its well-established business network in overseas markets and excellent reputation among customers. The Group also continued to maintain close cooperation with top industry customers in various sectors, leading to the continued steady development and an increased market share in the business segments including unmanned aerial vehicles, smart home and game hardware. In the first half of 2023, the Group's new intelligent products business recorded revenue of approximately RMB8,999 million, accounting for 16.02% of the total revenue, representing an increase of 30.1% as compared to the same period of 2022.

新型智能產品業務方面，在5G及人工智能技術賦能下，新型智能產品的應用場景日趨多元化，市場持續擴容。受益於全球新能源轉型加速推進，加上高電價及政策支持，全球戶用儲能市場需求持續旺盛，而且儲能系統成本下降，亦促進戶用儲能滲透率提升，全球戶用儲能新增裝機量保持快速增長。Mordor Intelligence預計，二零二三年全球戶用儲能系統市場規模將達43.8億美元。期內，本集團的戶用儲能業務表現亮眼，憑藉在海外市場的完善業務網絡及卓越的客戶口碑，出貨量及收入規模保持增長。本集團亦持續與各板塊的行業頂尖客戶保持緊密合作，無人機、智能家居、遊戲硬件等業務板塊延續穩健發展勢頭，市場份額持續提升。二零二三年上半年，本集團新型智能產品業務錄得收入約為人民幣89.99億元，佔整體收入16.02%，較二零二二年同期增長30.1%。



## MANAGEMENT DISCUSSION AND ANALYSIS

### 管理層討論及分析

In terms of the new energy vehicles business, China's new energy vehicles are leading the transformation and upgrading of the global automobile industry with electrification and intelligence as the main direction, and the new energy vehicle industry is stepping into a new stage from quantitative change to qualitative change and from scale-up to scale efficiency. With the introduction of favorable policies by the State to promote the high-quality development of the new energy vehicle industry, coupled with the breakthrough achieved by high-end Chinese automobile brands and the accelerating popularization of intelligent networked vehicles, the new energy vehicles recorded a rapid growth in export volume, continued rise in market penetration and continuing well-developing production and sales volume. According to the China Association of Automobile Manufacturers, the sales volume of new energy vehicles in the first half of 2023 reached 3.747 million units, representing a year-on-year growth of 44.1%, and its market share increased significantly from 21.6% in the first half of 2022 to 28.3%. During the Period, the penetration rate of new energy vehicles continued to increase, and the vehicle intelligence accelerated. The Group has proactively capitalized market development opportunities and achieved mass production and delivery of multiple products via making in-depth deployments in areas including intelligent cockpit systems, intelligent driving systems, intelligent suspension systems, thermal management, controllers and sensors. As the core carrier of human-vehicle interaction, the intelligent cockpit continued to evolve in form with increasing use scenarios. The Group is committed to continuously improving the multi-dimensional experience of users in vision, hearing, touch, smell, etc., and has laid out various products including the central control system, LCD instrumentation, in-vehicle acoustics, in-vehicle KTV, in-vehicle power charging, PM2.5 sensors, electronic fragrance, electronic rearview mirror, switches and control panels. Considering that intelligent driving is the general trend of automobile development, the Group has fully deployed intelligent driving platforms (including low, medium and high computing power platforms) to meet the needs of vehicles in different price ranges, recording leading shipments in the domestic market. In the first half of 2023, the Group's revenue from the new energy vehicle business segment amounted to approximately RMB6,133 million, accounting for 10.92% of the total revenue, representing an increase of approximately 89.46% as compared to the same period of 2022.

The Group actively undertook responsibilities for the sustainable development of economy, environment and society, proactively responded to the country's policy of "carbon peak emissions and carbon neutrality", continuously optimizing green technologies, products and solutions and focused on the green and low-carbon development of the industry. The Group led the green manufacturing benchmark and was included in the list of 2022 Green Manufacturing by the Office of the Ministry of Industry and Information Technology.

在新能源汽車業務方面，中國新能源汽車正引領著全球汽車產業以電動化、智能化為主要方向的轉型升級，新能源汽車發展正處於從量變到質變、從規模擴張型向規模效益型轉變的新階段。國家持續出台利好政策推動新能源汽車產業高質量發展，疊加中國汽車品牌高端突圍及智能網聯汽車普及加快，新能源汽車出口量增長迅速，市場滲透率持續攀升，產銷延續良好發展態勢。據中國汽車工業協會資料顯示，二零二三上半年新能源汽車銷量達374.7萬輛，同比增長44.1%，市場佔有率從二零二二上半年的21.6%大幅提升至28.3%。期內，新能源汽車滲透率持續提升，汽車智能化加速發展。集團積極把握市場發展機遇，在智能座艙系統、智能駕駛系統、智能懸架系統、熱管理、控制器和傳感器等領域深度佈局，多個產品實現量產交付。作為人車交互的核心載體，智能座艙的形態持續演變，使用場景日趨豐富。集團致力於不斷提升用戶在視覺、聽覺、觸覺、嗅覺等多維度的體驗，佈局了中控系統、液晶儀錶、車載音響、車載KTV、車載充電、PM2.5傳感器、電子香氛、電子後視鏡、開關及控制面板等產品。智能駕駛是汽車發展的大勢所趨，集團全面佈局了低算力、中算力、高算力等智駕平台，滿足不同價位段車型的搭載需求，國內市場的出貨量遙遙領先。二零二三年上半年，本集團新能源汽車業務板塊的收入約人民幣61.33億元，佔總體收入10.92%，較二零二二年同期上升約89.46%。

本集團積極承擔對經濟、環境及社會可持續發展的責任，積極回應國家的「雙碳」政策，持續優化綠色技術、產品及解決方案，聚焦行業綠色低碳發展。本集團引領綠色製造標杆，入選工業和信息化部辦公廳二零二二年度綠色製造名單。

# MANAGEMENT DISCUSSION AND ANALYSIS

## 管理層討論及分析

### FUTURE STRATEGY

Looking ahead to the second half of 2023, despite the external environment remaining complex and challenging and the domestic economic development being under pressure, the fundamentals of China's long-term economic development positivity remain unchanged, and it will still maintain the characteristics of strong resilience, great potential and vitality. The economy is expected to continue to rebound with high-quality development. As the government continues to actively roll out favorable policies in support of the development of new energy vehicles and electronic intelligent manufacturing related industries while boosting domestic demand and unleashing the full potential of consumer spending, the development advantages of the industry are expected to be extended. The Group will continue to capitalize on market opportunities, expand its presence in the research and development of core technologies and innovations, further consolidate its vertical integration advantages and reinforce its major customer strategy. While maintaining its position as the industry leader in traditional businesses, the Group is expected to see further rapid growth in its foresighted product lines in new energy vehicles and other emerging business sectors, which will contribute to the ongoing expansion in business and revenue of the Group.

In respect of the consumer electronics business, the recovery of consumer demands was sluggish due to the overall weak economic outlook and persistently high inflation. According to the latest forecast of IDC, global smartphone shipments in 2023 will fall by 3.2% to 1.17 billion units, and the global smartphone market will rebound in 2024, with shipments growing by 6% over 2023. IDC also expects global PC (including desktops, laptops and workstations) shipments in 2023 to fall by 14.1% to 251 million units, and global tablet shipments to fall by 17.1% to 134 million units. Although there are still many uncertainties in the market outlook, the second half of the year is the traditional promotion season for consumer electronics products, and the market will launch more new products to attract consumers. It is expected that the market operating environment in the second half of the year will improve compared to the first half. As a global leading platform-based high-end manufacturing enterprise, the Group will continue to enhance its overall competitive edge and further increase its market share. In terms of the major overseas customers, the Group will continue to explore in-depth potential in the core business of our major overseas customers, continuously increase the market share of our core products and develop new product categories. As new product categories ramp up and market share of our core products continues to increase, the Group's business scale will continue to grow. In terms of the Android business, the Group will strengthen its strategic cooperation with customers in respect of mid-to-high-end products in order to fully satisfy the needs of customers, and will continue to expand its technological leadership in order to further consolidate the Group's market leadership. In the future, the Group will continue to expand its market reach both at home and abroad, optimize its globalization and provide more comprehensive services to customers at home and abroad.

### 未來策略

展望二零二三年下半年，儘管外部環境依然複雜嚴峻，國內經濟發展也面臨壓力，但中國經濟長期向好的基本面不變，仍然保持韌性強、潛力大、活力足的特點，持續推動高質量發展，經濟可望繼續恢復向好。國家繼續積極出台利好政策，支持發展新能源汽車及電子智造相關產業，同時壯大內需及充份釋放消費潛力，擴大行業的發展優勢。本集團將繼續把握市場機遇，加大佈局核心技術研發及創新，進一步鞏固垂直整合優勢，強化大客戶策略。在保持傳統業務的行業領先地位的同時，前瞻佈局的新能源汽車領域及其他新興業務的相關產品線將保持高速成長，帶動本集團業務及收入規模持續增長。

消費電子業務方面，由於整體經濟前景疲弱及通脹居高不下，消費需求恢復緩慢。根據IDC的最新預測，二零二三年全球智能手機出貨量將下跌3.2%至11.7億部，全球智能手機市場將於二零二四年回升，出貨量將較二零二三年增長6%。IDC亦預期，二零二三年全球PC(包括台式機、筆電及工作站)出貨量將下跌14.1%至2.51億台，而全球平板電腦的出貨量將下跌17.1%至1.34億台。雖然市場前景仍存在很多不確定性，但下半年是消費電子產品的傳統促銷季節，市場會推出較多新款產品吸引消費者，預期下半年的市場經營環境會較上半年有所改善。作為全球領先的平台型高端製造企業，本集團將繼續鞏固綜合競爭優勢，進一步提升市場份額。海外大客戶方面，本集團將繼續深入挖掘海外大客戶的核心業務潛力，持續提高核心產品的份額，不斷開拓新品類領域。隨著新品類項目放量及核心產品的市場份額持續提升，本集團的業務規模將進一步壯大。安卓業務方面，本集團將加強與客戶在中高端產品的戰略合作，全面配合客戶的需求；並持續擴大技術領先優勢，進一步鞏固本集團的市場領導地位。未來，本集團將繼續開拓國內外市場，優化全球化佈局，為海內外客戶提供更全面的服務。



## MANAGEMENT DISCUSSION AND ANALYSIS

### 管理層討論及分析

In respect of the new intelligent products, the rapid evolution of emerging technologies, such as artificial intelligence and robots, is driving the diversification of application scenarios and giving rise to more fresh market demands. In this context, areas like residential energy storage, smart home, gaming hardware and unmanned aerial vehicles, where the Group has a forward-looking presence, are poised for new opportunities with ample room for market development. Against the backdrop of pursuing the “carbon peak emissions and carbon neutrality” goals and energy transformation, the output of renewable energy power generation has been on the rise, which will lead to a rapid growth in the global residential energy storage market and bring about huge potential for the development of the energy storage market. Demand for residential energy storage remains buoyant, with market size of the global residential energy storage system market expected to grow at a CAGR of over 24% during 2023–2028 according to market analyst Mordor Intelligence. The iterative development of artificial intelligence will help address pain points of the smart home sector, capture real needs of consumers more accurately, realize personalized user experience, and open up broader room for growth of the industry. According to the forecasts of Fortune Business Insights, the global smart home market will grow from US\$93.98 billion in 2023 to US\$338.28 billion in 2030, representing a CAGR of 20.1% from 2023 to 2030. Looking ahead to the second half of 2023, the Group will continue to strengthen its cooperation with top customers in various segments, and maintain the positive development momentum in sectors like residential energy storage, smart home, game hardware and unmanned aerial vehicles, which is expected to drive the business size of new intelligent products to new heights. Riding on our industry-leading R&D strength, global presence and vertical integration capability, the Group will continue to explore and expand new categories and markets with great potential, so as to seize early opportunities in high-growth markets and cultivate new growth points.

新型智能產品業務方面，人工智能及機器人等新興技術發展一日千里，推動應用場景多元化發展，同時催生更多新市場需求，本集團前瞻佈局的戶用儲能、智能家居、遊戲硬件、無人機等領域將迎來發展新機遇，市場前景廣闊。在「雙碳」目標及能源轉型的大背景下，可再生能源發電量持續提升，將帶動全球戶用儲能市場規模快速增長，儲能市場發展潛力巨大。戶用儲能需求保持高景氣，市場分析機構Mordor Intelligence預計，二零二三年至二零二八年全球戶用儲能系統市場規模的年均複合增長率將逾24%。人工智能迭代發展有助解決智能家居痛點，更精準地抓取消費者真實需求，實現個性化用戶體驗，為行業打開更廣闊的增長空間。Fortune Business Insights預測，全球智能家居市場規模將由二零二三年的939.8億美元，增長至二零三零年的3,382.8億美元，二零二三年至二零三零年的複合年均增長率為20.1%。展望二零二三年下半年，本集團將持續深化與各細分領域頭部客戶的合作，戶用儲能、智能家居、遊戲硬件、無人機等板塊將保持良好發展勢頭，帶動新型智能產品業務規模再創新高。依託行業領先的研發實力、全球化佈局和垂直整合的綜合能力，集團將持續挖掘和擴展有潛力的新品類和新市場，藉此搶佔高增量市場先機及培育新增長點。



# MANAGEMENT DISCUSSION AND ANALYSIS

## 管理層討論及分析

In terms of the new energy vehicle business, the important milestone of China's 20,000,000th new energy vehicle getting off the assembly line in early July signifies that China's new energy vehicle industry has entered into a new stage of high-quality development in terms of scale-up and globalization after its industrialization and marketization, and that the penetration rate of the new energy vehicle market has been rising continuously and the industry has maintained its rapid growth. According to the forecasts of IDC, the penetration rate of new energy vehicle in China's passenger vehicle market will exceed 30% by 2023. The China Association of Automobile Manufacturers estimates the sales volume of new energy vehicles in China to reach 9 million units in 2023, representing a year-on-year growth of 30%. By the end of 2025, the production and sales volume of new energy vehicles in China will surpass 10 million units, with a market penetration rate of over 50%. In June 2023, the Ministry of Industry and Information Technology indicated its support for the commercialization of conditional automatic driving (L3-level automatic driving) and higher-level automatic driving functions. At the end of July, the Ministry of Industry and Information Technology and the Standardization Administration of China jointly issued the "Guidelines for the Standard System Construction of the National Internet of Vehicles Industry (Intelligent Networked Vehicles) (2023 Edition)", which puts forward objectives for the construction of the standard system in two phases, namely 2025 and 2030, to better facilitate the high-quality development of the intelligent networked vehicle industry and promote the normalized development of the Internet of Vehicles. According to Huajing Industrial Research Institute, the shipments of intelligent networked vehicles in China are expected to reach 24.9 million by 2025, and the market size of China's intelligent networked vehicle industry is expected to grow from RMB150.3 billion in 2023 to RMB226.2 billion in 2025. Going intelligent and networked has become the dominant driving force leading the new wave of automotive innovation. The increasing consumer demands for automatic driving, in-vehicle entertainment system, high-tech configurations and safety are accelerating the market penetration of intelligent cockpits and intelligent driving, and creating greater room for the development of the automotive industry. Relying on its strong R&D and precision manufacturing capabilities, the Group has been continuously promoting technological innovation and product development, and has established a diversified product lineup covering intelligent suspension, intelligent cockpit, intelligent driving, core controls and sensors. In the second half of 2023, benefiting from the rapid development of new energy vehicles and the continuous advancement of intelligentization, shipments of several product categories of the Group will be on the rise. As new product lines are gradually progressing from R&D to mass production, the Group will see a sustainable increase in the number and value of its supporting products for a single vehicle, and the Group's new energy vehicle business segment will continue to maintain its rapid growth. In the future, the Group will maintain a high level of investment in R&D to expand and reserve more product lines with high development potential and high barriers. In addition, the Group will deepen its cooperation with domestic and overseas automotive companies, continue to develop new customers, and strive to become a world-leading solution provider in the new energy vehicle industry.

新能源汽車業務方面，中國第2,000萬輛新能源汽車於七月初下線，標誌著中國新能源汽車在產業化、市場上化的基礎上，邁入規模化、全球化的高質量發展新階段，新能源汽車市場滲透率持續上揚，行業保持快速增長。IDC預測，二零二三年中國乘用車市場中新能源車滲透率將超過30%。中國汽車工業協會預計，二零二三年中國新能源汽車銷量為900萬輛，同比增長30%。至二零二五年年末，中國新能源汽車的產銷量將達1,000萬輛以上，市場滲透率將達50%以上。二零二三年六月，工信部表示將支持有條件的自動駕駛(L3級自動駕駛)，及更高級別自動駕駛功能的商業化應用。七月末，工信部、國家標準化管理委員會印發《國家車聯網產業標準體系建設指南(智能網聯汽車)(2023版)》，提出2025年、2030年兩個階段的標準體系建設目標，將更好服務於智能網聯汽車產業高質量發展，推動車聯網規範化發展。據華經產業研究院數據，預計二零二五年中國智能網聯汽車出貨量將達到2,490萬輛，同時預測中國智能網聯汽車行業的市場規模將由二零二三年的人民幣1,503億元增長至二零二五年的人民幣2,262億元。智能化、網聯化已成為引領汽車變革新浪潮的主導力量，消費者對於智能駕駛、車載娛樂系統、高科技配置及安全性的需求不斷提升，智能座艙及智能駕駛加速滲透市場，汽車行業迎來更廣闊的發展空間。依託自身強大的研發及精密製造能力，本集團持續推動技術創新和產品開發，已形成了覆蓋智能懸架、智能座艙、智能駕駛、核心控制器和傳感器的多元產品線佈局。二零二三年下半年，受益於新能源汽車的快速發展和智能化持續推進，集團的多個產品品類出貨量將持續提升。隨著新產品線陸續從研發導入量產，集團的單車可配套產品品類持續增加，價值量也將隨之提升，集團的新能源汽車業務板塊將保持高速增長。未來，集團將保持高強度的研發投入，拓展儲備更多高發展潛力高壁壘的產品線。同時，集團將加深與國內外車企的合作，持續拓展新客戶，致力於成為新能源汽車行業全球領先的解決方案提供商。





# MANAGEMENT DISCUSSION AND ANALYSIS

## 管理層討論及分析

The diversified product matrix comprising new energy vehicle product series, residential energy storage products and other new intelligent products built up by the Group over the past few years through active investment in innovation and R&D, is gradually entering its harvesting period. Moreover, the Group has been proactively broadening its business layout and customer base by expanding into three emerging businesses, including major overseas customers business, new energy vehicle business and new intelligent product business, on top of the single Android business, thereby creating new growth points. As the proportion of emerging businesses with high growth potential and strong profitability rises increasingly, the Company is expected to maintain sustainable performance growth in the long term. In the second half of 2023, it is expected that a positive development trend will be maintained across all business segments of the Group, providing ample momentum for overall business growth.

Looking ahead, the Group will adhere to its core corporate values, seize market opportunities proactively, strive to enhance its independent innovation and research and development capabilities continuously, promote the optimization of intelligent manufacturing, maintain long-term sustainable development, and create value for customers and shareholders.

### FINANCIAL REVIEW

During the Period under review, revenue increased by 28.58% as compared to the same period of the previous year, and profit attributable to owners of the parent company increased by 139.15% as compared to the same period of the previous year, mainly due to the improved profitability boosted by the optimized business structure and increased capacity utilization rate.

本集團早年積極投入創新研發所建構的新能源汽車產品系列、戶用儲能以及其他新型智能產品的多元產品矩陣，正逐步進入收穫期。與此同時，本集團前瞻性拓寬業務佈局及客戶群體，在單一的安卓業務基礎上，拓展了海外大客戶、新能源汽車業務、新型智能產品業務等三大新興業務，持續打造新增長點。隨著增長潛力高且盈利能力強的新興業務佔比不斷提升，公司的業績有望保持長期可持續增長。二零二三年下半年，本集團各個業務板塊預計將保持良好的發展態勢，整體業務增長動能充足。

展望未來，本集團將一如既往地堅守企業的核心價值觀，積極把握市場機遇，不斷提升自主創新和研發能力，推動智能製造優化升級，保持長期可持續發展，為客戶及股東創造價值。

### 財務回顧

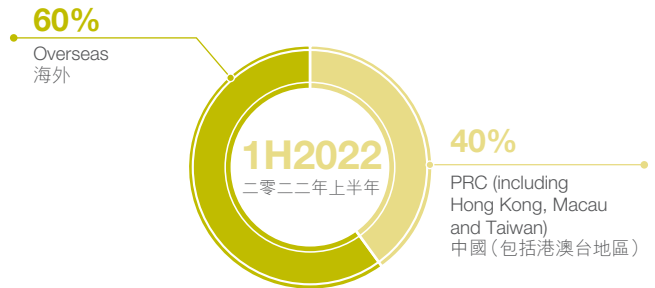
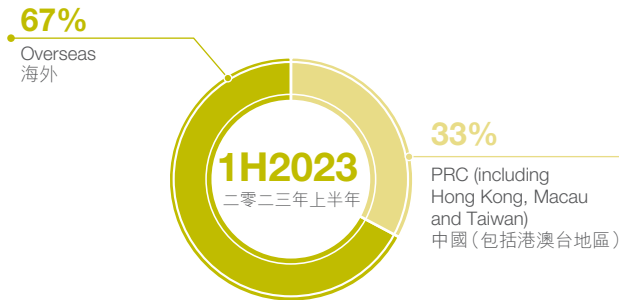
回顧期內，營業額較去年同期上升28.58%，母公司擁有人應佔溢利較去年同期上升139.15%，主要是業務結構優化，產能利用率提升，盈利上升。

# MANAGEMENT DISCUSSION AND ANALYSIS

## 管理層討論及分析

### SEGMENT INFORMATION

The following charts set out comparisons of geographical information by locations of customers of the Group for the six months ended 30 June 2023 and 2022:



### 分部資料

以下為本集團於截至二零二三年及二零二二年六月三十日止六個月按客戶所在地分析的地區分部比較：

### GROSS PROFIT AND MARGIN

The Group's gross profit for the Period increased by approximately 89.37% to RMB4,409 million and gross profit margin increased from approximately 5.33% in the first half of 2022 to approximately 7.85% during the Period. The increase in the gross profit margin was mainly due to the improved profitability boosted by the optimized business structure and increased capacity utilization rate.

### 毛利及邊際利潤

本集團期內的毛利上升約89.37%至人民幣4,409百萬元，毛利率由二零二二年上半年約5.33%上升至期內約7.85%，毛利率上升的主要原因是業務結構優化，產能利用率提升，盈利上升。

### LIQUIDITY AND FINANCIAL RESOURCES

During the Period, the Group recorded operating cash inflow of approximately RMB2,351 million, compared with cash inflow of approximately RMB3,275 million in the first half of 2022. The decrease in cash inflow of the Group during the Period was mainly due to the increase in cash paid for purchase of goods and accepting services. Funds were mainly obtained from the net cash derived from the Group's operations. As of 30 June 2023, the Group had interest-bearing bank and other borrowings of approximately RMB3,005 million (31 December 2022: RMB2,004 million). The maturity profile of the interest-bearing bank and other borrowings thereof spreads over a period of one year.

### 流動資金及財務資源

期內，本集團錄得經營現金流入約人民幣2,351百萬元，而二零二二年上半年則錄得現金流入約人民幣3,275百萬元，本集團期內現金流入減少主要是採購商品，接受勞務支付現金增加所致。本集團主要通過經營產生的淨現金獲取資金。截至二零二三年六月三十日，本集團計息銀行及其他借款約人民幣3,005百萬元(二零二二年十二月三十一日：人民幣2,004百萬元)。計息銀行及其他借款在一年內到期。

The Group had adequate liquidity to meet its daily liquidity management and capital expenditure requirements and control internal operating cash flows. For the six months ended 30 June 2023, turnover days of trade receivables and receivables financing was approximately 51 days, as compared to approximately 52 days for the six months ended 30 June 2022, which showed no significant change. Inventory turnover days increased from approximately 50 days for the six months ended 30 June 2022 to approximately 61 days for the Period, which was mainly due to the fact that the increase of cost of sales was lower than that of inventory in average over the same period.

本集團擁有足夠的流動性以滿足日常流動資金管理及資本開支需求，並控制內部經營現金流量。截至二零二三年六月三十日止六個月，應收貿易賬款及應收款項融資的週轉天數約為51日，而截至二零二二年六月三十日止六個月，則約為52日，無明顯變化。存貨週轉天數由截至二零二二年六月三十日止六個月約50日增長至期內約61日，變化的主要因為銷售成本的同期增幅比平均存貨的同期增幅小。

# MANAGEMENT DISCUSSION AND ANALYSIS

## 管理層討論及分析

### CAPITAL STRUCTURE

The Group's financial division is responsible for the Group's financial risk management which operates according to policies implemented and approved by senior management. As at 30 June 2023, the Group had interest-bearing bank and other borrowings of approximately RMB3,005 million (31 December 2022: RMB2,004 million), which were settled in RMB and arranged on a fixed-rate basis, and the Group's cash and cash equivalents were primarily held in RMB and US dollar. The Group's current bank deposits and cash balances as well as the Group's credit facilities and net cash generated from operating activities will be sufficient to satisfy the Group's material commitments and the expected working capital requirements, capital expenditure, business expansion, investments and debt repayment for at least the next twelve months.

The Group monitors capital using a gearing ratio, which is net debt divided by equity. Net debt includes interest-bearing bank borrowings less cash and bank balances. The Group's policy is to maintain the gearing ratio as low as possible. Equity represents equity attributable to owners of the parent. As at 30 June 2023, the gearing ratio of the Group was -12.33% (31 December 2022: -12.93%).

### SIGNIFICANT INVESTMENT HELD

The Group did not have any significant investments during the Period.

### MATERIAL ACQUISITIONS AND DISPOSALS OF SUBSIDIARIES, ASSOCIATES AND JOINT VENTURES AND MATERIAL INVESTMENTS OF CAPITAL ASSETS

During the Period under review, there was no material acquisition and disposal of subsidiaries, associates and joint ventures. There was no plan authorised by the Board for other material investments or additions of capital assets as at the date of this interim report.

### EXPOSURE TO FOREIGN EXCHANGE RISK

Most of the Group's income and expenditure are settled in RMB and US dollar. During the Period, the Group did not experience any significant difficulties in or impacts on its operations or liquidity due to fluctuations in currency exchange rates. The Directors believe that the Group will have sufficient foreign exchange to meet its own foreign exchange needs.

### CHARGE ON ASSETS

As at 30 June 2023, the Group pledged the bank deposit for guarantee deposits amounted to approximately RMB14,527,000 (31 December 2022: RMB20,633,000).

### 資本架構

本集團財務處的職責是負責本集團的財務風險管理工作，並根據高級管理層實行批核的政策運作。於截至二零二三年六月三十日，本集團計息銀行及其他借款約人民幣3,005百萬元(二零二二年十二月三十一日：人民幣2,004百萬元)，以人民幣結算，按固定利率計息，而本集團的現金及現金等價物主要以人民幣及美元持有。本集團目前的銀行存款和現金結存，以及本集團信貸額度和經營活動提供的淨現金將足以滿足本集團的重大承諾和預期營運資金需求、資本開支、業務擴展、投資和至少未來十二個月的債務償還。

本集團使用資本負債比率(即債務淨額除以權益)監察其資本。債務淨額包括計息銀行借款，並扣除現金及銀行結餘。本集團的政策為將資本負債比率盡可能保持最低。權益為母公司擁有人應佔權益。截至二零二三年六月三十日，本集團的資本負債比率為-12.33%(二零二二年十二月三十一日：-12.93%)。

### 所持重大投資

期內本集團概無任何重大投資。

### 重大收購及出售附屬公司、聯營公司及合營企業以及重大資本資產投資

於回顧期內，概無其他重大收購及出售附屬公司、聯營公司及合營企業。於本中期報告日期，董事會概無授權任何重大投資或添置資本資產的計劃。

### 外匯風險

本集團大部分收入及開支以人民幣及美元結算。期內，本集團並無因貨幣匯率的波動而令其營運或流動資金出現任何重大困難或影響。董事相信，本集團將有充足外匯應付其外匯需要。

### 資產抵押

於二零二三年六月三十日，本集團就信用保證金而抵押的銀行存款約為人民幣14,527,000元(二零二二年十二月三十一日：人民幣20,633,000元)。

# MANAGEMENT DISCUSSION AND ANALYSIS

## 管理層討論及分析

### EMPLOYMENT, TRAINING AND DEVELOPMENT

As at 30 June 2023, the Group had approximately 96.6 thousand employees. During the Period, total staff cost accounted for approximately 10.13% of the Group's revenue. Employees' remuneration was determined on the basis of the employees' performance, qualification and prevailing industry practices, with compensation policies being reviewed on a regular basis. Bonuses and rewards may also be awarded to employees based on their annual performance evaluation. Incentives were offered to encourage personal motivation.

Since 2021, the Group has standardized a three-tier training framework for new staff members and has concretely carried out training. The subjects, hours and assessment methods of the three-tier training framework are clearly stated, and safety training materials and examination questions are drafted according to the job nature of employees. New employees are required to attend the training and pass the examination before taking on the job.

### SHARE CAPITAL

As at 30 June 2023, the share capital of the Company was as follows:

Number of issued ordinary shares: 2,253,204,500.

### CAPITAL COMMITMENT

As at 30 June 2023, the Group had capital commitments of approximately RMB748 million (31 December 2022: approximately RMB1,026 million).

### CONTINGENT LIABILITIES

Please refer to note 13 to the interim condensed consolidated financial statements for details of contingent liabilities.

### EVENTS AFTER THE REPORTING PERIOD

On 26 August 2023, the Group entered into an acquisition framework agreement with an independent third party Jabil Circuit (Singapore) Pte. Ltd, a subsidiary of Jabil Inc. to acquire certain business with a cash consideration of approximately RMB15.8 billion (equivalent to US\$2.2 billion). The business primarily comprises the product manufacturing business in Chengdu and Wuxi, China, including the manufacturing of components for existing customers. Relevant agreement was approved by the board of the Group on the same date.

### 僱用、培訓及發展

於二零二三年六月三十日，本集團僱用約9.66萬名僱員。期內，員工成本總額佔本集團營業額約10.13%。本集團按僱員的表現、資歷及當時的行業慣例釐定給予僱員的報酬，而酬金政策會定期檢討。根據年度工作表現評核，僱員或會獲發花紅及獎金。獎勵的發放乃作為個人推動力的鼓勵。

自二零二一年起，本集團為新員工規範三級培訓框架，並開展具體培訓。三級培訓框架的科目、時間和考核方法已明確規定，並根據員工工作性質起草安全培訓材料和考核問題。新員工在履新前必須參加培訓並通過考核。

### 股本

於二零二三年六月三十日，本公司的股本如下：

已發行普通股份數目：2,253,204,500。

### 資本承擔

於二零二三年六月三十日，本集團的資本承擔達約人民幣748百萬元(二零二二年十二月三十一日：約人民幣1,026百萬元)。

### 或然負債

有關或然負債的詳情請參閱中期簡明合併財務報表附註13。

### 報告期後事項

於二零二三年八月二十六日，本集團與獨立第三方捷普電路(新加坡)有限公司(Jabil Inc.的附屬公司)訂立收購框架協議，以約人民幣158億元(等值22億美元)現金收購其旗下成都、無錫的產品生產製造業務，包括現有客戶的零部件生產製造業務。有關協議於同日獲本集團董事會批准。

# MANAGEMENT DISCUSSION AND ANALYSIS

## 管理層討論及分析

### DIRECTORS' AND CHIEF EXECUTIVE'S INTERESTS AND SHORT POSITIONS IN SHARES

As at 30 June 2023, the interests or short positions of the Directors and chief executive of the Company in the ordinary shares and underlying shares of the Company or its associated corporations (within the meaning of Part XV of the Securities and Futures Ordinance (Chap. 571 of the Laws of Hong Kong) (the "SFO"), which were required to be notified to the Company and The Stock Exchange of Hong Kong Limited ("Stock Exchange") pursuant to Divisions 7 and 8 of Part XV of the SFO (including interests or short positions which they are taken or deemed to have under such provisions of the SFO) or were required, pursuant to Section 352 of the SFO, to be recorded in the register referred to therein or were required, pursuant to the Model Code for Securities Transactions by Directors of Listed Issuers (the "Model Code") as set out in Appendix 10 under the Rules Governing the Listing of Securities on the Stock Exchange (the "Listing Rules") to be notified to the Company and the Stock Exchange were as follows:

### 董事及最高行政人員於股份中的權益及淡倉

於二零二三年六月三十日，本公司董事及最高行政人員於本公司或其相聯法團(定義見香港法例第571章證券及期貨條例(「證券及期貨條例」)第XV部)的普通股份及相關股份中，擁有根據證券及期貨條例第XV部第7及第8分部須知會本公司及香港聯合交易所有限公司(「聯交所」)的有關權益或淡倉(包括彼等根據證券及期貨條例有關條文被當作或視為擁有的權益或淡倉)，或根據證券及期貨條例第352條須記錄於該條文所指的登記冊內，或根據聯交所證券上市規則(「上市規則」)附錄十所載上市發行人董事進行證券交易的標準守則(「標準守則」)須知會本公司及聯交所的有關權益或淡倉如下：

Name of Director 董事姓名	Name of company 公司名稱	Capacity 身份	Number of issued shares held 持有已發行股份數目	Approximate percentage of total issued shares of that company 佔該公司已發行股份總數的概約百分比
Mr. Wang Nian-qiang 王念強先生	The Company 本公司	Beneficial owner and beneficiary 實益擁有人及受益人	17,102,000 <sup>1</sup> (long position) (好倉)	0.76%
	BYD Company Limited ("BYD") 比亞迪股份有限公司 (「比亞迪」)	Beneficial owner 實益擁有人	18,299,740 <sup>2</sup> (long position) (好倉)	0.63%
Mr. Wang Bo 王渤先生	The Company 本公司	Beneficiary 受益人	2,805,000 <sup>3</sup> (long position) (好倉)	0.12%
Mr. Wang Chuan-fu 王傳福先生	BYD 比亞迪	Beneficial owner 實益擁有人	518,351,550 <sup>4</sup> (long position) (好倉)	17.81%
Mr. Qian Jing-jie 錢靖捷先生	The Company 本公司	Beneficial owner 實益擁有人	5,000 (long position) (好倉)	(<0.01%)



# MANAGEMENT DISCUSSION AND ANALYSIS

## 管理層討論及分析

### Notes:

1. Of which 8,500,000 shares are held by Mr. Wang Nian-qiang and 8,602,000 shares are held by Gold Dragonfly Limited (“Gold Dragonfly”), a company incorporated in the British Virgin Islands and wholly owned by BF Gold Dragon Fly (PTC) Limited (“BF Trustee”) as the trustee of BF Trust, the beneficiaries of which include Mr. Wang Nian-qiang.
2. These are the A shares of BYD held by Mr. Wang Nian-qiang. The total share capital of BYD as at 30 June 2023 was RMB2,911,142,855, comprising 1,813,142,855 A shares and 1,098,000,000 H shares, all of which have a par value of RMB1 each. The A shares of BYD held by Mr. Wang Nian-qiang represented approximately 1.01% of the total issued A shares of BYD as at 30 June 2023.
3. These shares are held by Gold Dragonfly, a company wholly owned by BF Trustee as the trustee of BF Trust, one of the beneficiaries of which include Mr. Wang Bo.
4. These are the 513,623,850 A shares held by Mr. Wang Chuan-fu, 3,727,700 A shares held in No.1 Assets Management Plan through E Fund BYD and 1,000,000 H shares of BYD held by Mr. Wang Chuan-fu, which represented approximately 28.53% and approximately 0.09% of the total issued A shares and H shares of BYD as at 30 June 2023, respectively.

Save as disclosed above, none of the Directors or chief executive had or was deemed to have any interests or short positions in any shares, underlying shares or debentures of the Company or any of its associated corporations (within the meaning of Part XV of the SFO) as at 30 June 2023.

### SHARE SCHEMES

During the Period under review, the Company did not adopt any share schemes.

### DIRECTORS' RIGHTS TO ACQUIRE SHARES

Save as disclosed under the heading “DIRECTORS' AND CHIEF EXECUTIVE'S INTERESTS AND SHORT POSITIONS IN SHARES” above, at no time during the six months ended 30 June 2023 was the Company, its holding company or any of its fellow subsidiaries and subsidiaries, a party to any arrangements to enable the Directors or the chief executive of the Company or their associates to acquire benefits by means of the acquisition of shares in the Company or any other body corporate.

### 附註：

1. 其中有8,500,000股股份由王念強先生持有及8,602,000股股份由Gold Dragonfly Limited(「Gold Dragonfly」)持有，後者為一家於英屬處女群島註冊成立的公司，由BF Gold Dragon Fly (PTC) Limited(「BF Trustee」)作為BF Trust(王念強先生為該信託的其中一位受益人)的受託人全資擁有。
2. 該等股份為王念強先生持有的比亞迪A股。於二零二三年六月三十日，比亞迪的總股本為人民幣2,911,142,855元，包含1,813,142,855股A股及1,098,000,000股H股，彼等股份面值均為人民幣1元。而王念強先生持有比亞迪之A股，相當於二零二三年六月三十日比亞迪已發行A股總數約1.01%。
3. 該等股份由Gold Dragonfly持有，而Gold Dragonfly為一家由BF Trustee作為BF Trust(王渤先生為該信託的其中一位受益人)的受託人全資擁有的公司。
4. 該等股份為王傳福先生持有的比亞迪513,623,850股A股，通過易方達資產比亞迪增持1號資產管理計劃持有的3,727,700股A股及1,000,000股H股，分別相當於二零二三年六月三十日比亞迪已發行A股總數約28.53%及H股總數約0.09%。

除上文所披露者外，於二零二三年六月三十日，董事或最高行政人員概無於本公司或其任何相聯法團(定義見證券及期貨條例第XV部)的任何股份、相關股份或債券證中擁有或視為擁有任何權益或淡倉。

### 股份計劃

於回顧期內，本公司並無採用股份計劃。

### 董事認購股份的權利

除上文「董事及最高行政人員於股份中的權益及淡倉」所披露者外，於截至二零二三年六月三十日止六個月的任何時間，本公司、其控股公司或其同系附屬公司及附屬公司概無訂立任何安排，令本公司董事或最高行政人員或其聯繫人可透過購入本公司或任何其他法團的股份而獲益。

# MANAGEMENT DISCUSSION AND ANALYSIS

## 管理層討論及分析

### SUBSTANTIAL SHAREHOLDERS

As at 30 June 2023, so far as being known to the Directors, the following persons (other than the Directors and chief executive of the Company) had interests or short positions in the ordinary shares and underlying shares of the Company which were required to be disclosed to the Company and the Stock Exchange under the provisions of Divisions 2 and 3 of Part XV of the SFO, or which were recorded in the register required to be kept by the Company under Section 336 of the SFO:

### 主要股東

於二零二三年六月三十日，就董事所知，以下人士(不包括本公司董事及最高行政人員)於本公司普通股及相關股份中，擁有根據證券及期貨條例第XV部第2及第3分部的規定須向本公司及聯交所披露或須記錄於本公司根據證券及期貨條例第336條須存置登記冊內的權益或淡倉：

Name of Shareholder 股東名稱	Nature of interest 權益性質	Number of ordinary shares in which the interested party has or is deemed to have interests or short positions 權益持有人持有或視為持有權益或淡倉的普通股數目	Approximate percentage of total issued shares 佔已發行股份總數的概約百分比
Golden Link Worldwide Limited ("Golden Link")	Beneficial interest <sup>(note)</sup> 實益權益 <sup>(附註)</sup>	1,481,700,000 (long position) (好倉)	65.76%
BYD (H.K.) Co., Limited ("BYD HK")	Interest of controlled corporation <sup>(note)</sup> 受控制法團權益 <sup>(附註)</sup>	1,481,700,000 (long position) (好倉)	65.76%
BYD Company Limited ("BYD") 比亞迪股份有限公司(「比亞迪」)	Interest of controlled corporation <sup>(note)</sup> 受控制法團權益 <sup>(附註)</sup>	1,481,700,000 (long position) (好倉)	65.76%

#### Note:

BYD is the sole Shareholder of BYD HK, which in turn is the sole Shareholder of Golden Link. As such, both BYD HK and BYD were deemed to be interested in the shares of the Company held by Golden Link.

Save as disclosed above, as at 30 June 2023, the Company had not been notified by any persons (other than the Directors or chief executive of the Company) who had interests or short positions in the ordinary shares or underlying shares of the Company which were required to be disclosed to the Company and the Stock Exchange under the provisions of Divisions 2 and 3 of Part XV of the SFO, or which were recorded in the register required to be kept by the Company under Section 336 of the SFO.

#### 附註：

比亞迪為BYD HK的唯一股東，而BYD HK則為Golden Link的唯一股東。因此，BYD HK及比亞迪均被視為於Golden Link持有的本公司股份中擁有權益。

除上文所披露者外，於二零二三年六月三十日，本公司並不知悉任何人士(本公司董事或最高行政人員除外)於本公司普通股或相關股份中擁有根據證券及期貨條例第XV部第2及第3分部的規定須向本公司及聯交所披露或記錄於本公司根據證券及期貨條例第336條須存置登記冊內的權益或淡倉。

# MANAGEMENT DISCUSSION AND ANALYSIS

## 管理層討論及分析

### CORPORATE GOVERNANCE

#### COMPLIANCE WITH THE CORPORATE GOVERNANCE CODE (THE “CODE”)

The Board is committed to maintaining and ensuring high standards of corporate governance practices.

The Board puts emphasis on maintaining a quality Board with the balance of skill set of Directors, high transparency and effective accountability system in order to enhance shareholders' value. In the opinion of the Board, the Company had complied with the applicable provisions of the Code as set out in Appendix 14 to the Listing Rules during the Period, except for a deviation from code provision C.1.6 as stated and explained below.

Code provision C.1.6 provides that independent non-executive directors and other non-executive directors should, among other things, attend general meetings to gain and develop a balanced understanding of the views of shareholders. Due to other business engagement, the independent non-executive Director, Mr. Antony Francis Mampilly, did not attend the annual general meeting of the Company on 8 June 2023.

#### COMPLIANCE WITH THE MODEL CODE FOR SECURITIES TRANSACTIONS BY DIRECTORS OF LISTED ISSUERS

The Company has adopted the Model Code as the Company's code of conduct regarding securities transactions by its Directors. Specific enquiry has been made to all Directors, who have confirmed that they had complied with the required standard set out in the Model Code during the Period.

Specified employees who are likely to be in possession of inside information of the Group are also subject to compliance with terms of the Model Code. No incident of non-compliance was noted by the Company during the Period.

#### DISCLOSURE PURSUANT TO RULE 13.51B(1) OF THE LISTING RULES

Since the date of publication of the latest annual report of the Company, there is no information required to be disclosed pursuant to Rule 13.51B(1) of the Listing Rules.

#### PURCHASE, SALE OR REDEMPTION OF THE COMPANY'S LISTED SECURITIES

During the Period, neither the Company nor any of its subsidiaries purchased, sold or redeemed any listed securities of the Company.

### 企業管治

#### 遵守企業管治守則(「守則」)

董事會致力維持並確保企業管治常規處於高水平。

董事會強調維持董事會的質素，各董事須具備不同的專長，透明度高而問責制度有效，務求提升股東價值。董事會認為，本公司於期內符合上市規則附錄十四所載的適用守則條文，惟下文所述及解釋偏離守則條文第C.1.6條除外。

守則條文第C.1.6條規定，獨立非執行董事及其他非執行董事應(其中包括)出席股東大會，以對股東的意見有全面、公正的了解。由於有其他公務在身，獨立非執行董事Antony Francis Mampilly先生並無出席本公司於二零二三年六月八日舉行的股東週年大會。

#### 遵守上市發行人董事進行證券交易的標準守則

本公司已採用標準守則作為本公司董事進行證券交易的操守守則。經向全體董事作出特定查詢後，各董事確認在期內已遵守標準守則的規定標準。

可能擁有本集團內幕消息的指定人士亦須遵守標準守則條款。於期內，本公司並無發現違規事件。

#### 根據上市規則第13.51B(1)條進行的披露

自本公司刊發最近期年報以來，概無資料須根據上市規則第13.51B(1)條予以披露。

#### 買賣或贖回本公司上市證券

於期內，本公司或其任何附屬公司均概無買賣或贖回本公司任何上市證券。



# MANAGEMENT DISCUSSION AND ANALYSIS

## 管理層討論及分析

### THE BOARD DIVERSITY POLICY

The Board adopted a Board Diversity Policy in compliance with Paragraph J of Part 1 of the Code.

The Company recognises the importance of board diversity to corporate governance and an effective Board. The Board Diversity Policy aims to set out the approach to achieve Board diversity, so as to ensure that the Board members possess appropriate skills, experience and diverse views necessary for the business of the Company. To realise Board diversity, all appointments of the Board members will be made based on merit, and measurable objectives will be discussed and negotiated on an annual basis. Such measurable objectives shall include, but are not limited to, gender, age, cultural and educational background, professional experience, skills, knowledge and/or terms of service, etc. The ultimate decision will be based on merits and contributions that the selected candidates will bring to the Board. The Company has confirmed and implemented the arrangement of skilled and experienced senior management, as they will facilitate a more comprehensive and diversified development. Having considered the business needs of the Company, the Nomination Committee considers that the current Board is sufficiently diversified in terms of its skills, experience, knowledge and independence. Moreover, the skills they are equipped with will prepare them prior to participating in senior management and commencing their roles as Directors.

However, the composition of the current session of the Board lacks diversity in terms of gender. As at 30 June 2023, all members of the Board were male.

According to the Listing Rules which were amended on 10 December 2021 and came into effect on 1 January 2022, the Company should achieve Board diversity in terms of gender. This session of the Board of the Company does not have a female member as the Company is still in the transitional period. To comply with Rule 13.92 of the Listing Rules, the Company is contemplating to include a female Director to join the Board by 2024 via different channels, such as by engaging human resources agencies to identify potential successors for the Board and enhance gender diversity in the coming years, if necessary, and will emphasize to include gender as a factor to be taken into consideration for achieving the Board diversity.

### 董事會多元化政策

董事會遵照守則第一部分J段採納董事會成員多元化政策。

本公司認同董事會成員多元化對企業管治及董事會行之有效的重要性，董事會成員多元化政策旨在列載為達致董事會成員多元化而採取的方針，以確保董事會根據本公司業務所需具備適當的技能、經驗及多元化觀點。董事會所有委任均以用人唯才為原則，將按年討論及協議可計量目標，以落實董事會多元化。這些可計量目標應包括但不限於性別、年齡、文化及教育背景、專業經驗、技能、知識及／或服務年期等，最終決定將基於人選的長處及可為董事會帶來的貢獻。本公司已確認及執行將協助發展更全面及更多樣化的熟練和經驗豐富的高級管理人員的安排，經考慮本公司業務需求，提名委員會認為現任董事會在技能、經驗、知識及獨立性方面充分表現多樣化格局。且屆時彼等之技能將為其加入高級管理層及董事職位做好準備。

唯在性別多元化方面，本屆董事會成員組成尚有缺失。截至二零二三年六月三十日，董事會成員均為男性。

根據於二零二一年十二月十日修訂，並於二零二二年一月一日生效之上市規則，本公司應從性別方面實現董事會多元化，由於本公司目前尚處於過渡安排期，本公司本屆董事會尚未有女性成員。為遵守上市規則第13.92條，本公司正考慮於二零二四年之前通過不同渠道（如聘請人力資源機構為董事會物色潛在的繼承人並在未來數年內提升性別多元化（如適用））新添女性董事加入董事會，並著重將性別納入本公司實現董事會多元化的考量因素之一。

# MANAGEMENT DISCUSSION AND ANALYSIS

## 管理層討論及分析



The Company is committed to promoting gender diversity not only within the Board but among its workforce generally. As at the date of this report, the number of female employees of the Group accounted for approximately 38.4% of the total workforce. The Board is of the view that the Group has achieved gender diversity among employees.

The Group's recruitment strategy is underpinned by the appointment of the right employee for the right position, in order to achieve employee diversity for all employees (including the senior management) in terms of gender, age, cultural and educational background, expertise, skills and know-how.

### AUDIT COMMITTEE

The Audit Committee consists of three independent non-executive Directors and two non-executive Directors. A meeting was convened by the Audit Committee on 28 August 2023 to review the accounting policies and practices adopted by the Group and to discuss auditing, internal control, risk management and financial reporting matters (including reviewing the financial statements for the Period) before recommending them to the Board for approval.

The Audit Committee has reviewed the unaudited results of the Group for the six months ended 30 June 2023.

### INTERIM DIVIDEND

The Board does not recommend the distribution of interim dividend for the Period (for six months ended 30 June 2022: Nil).

本公司致力於促進董事會乃至整個員工隊伍的性別多元化。於本報告日期，本集團女性員工的數量約佔全體員工總人數的38.4%。董事會認為本集團員工隊伍目前已實現員工性別多元化。

本集團的招聘策略為合適的崗位聘用合適的員工，從員工的性別、年齡、文化、及教育背景、專業經驗、技能及知識等方面實現全體員工(包括高級管理人員)的多元化。

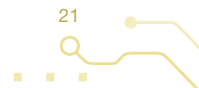
### 審核委員會

審核委員會包括三名獨立非執行董事以及兩名非執行董事。審核委員會於二零二三年八月二十八日召開會議，審閱本集團採用的會計政策及常規，並討論核數、內部監控、風險管理及財務申報事項(包括審閱期內的財務報表)，以向董事會建議批准有關事宜。

審核委員會已審閱本集團截至二零二三年六月三十日止六個月期間的未經審核業績。

### 中期股息

董事會不建議派付期內之中期股息(截至二零二二年六月三十日止六個月：無)。





# INTERIM CONDENSED CONSOLIDATED STATEMENT OF PROFIT OR LOSS

## 中期簡明合併損益表

FOR THE SIX MONTHS ENDED 30 JUNE 2023 截至二零二三年六月三十日止六個月

	Notes 附註	For the six months ended 截至下列日期止六個月	
		30 June 2023 二零二三年 六月三十日 (Unaudited) (未經審核) RMB'000 人民幣千元	30 June 2022 二零二二年 六月三十日 (Unaudited) (未經審核) RMB'000 人民幣千元
REVENUE 收入	4	56,180,097	43,693,547
Cost of sales 銷售成本		(51,771,357)	(41,365,477)
Gross profit 毛利		4,408,740	2,328,070
Other income and gains 其他收入及收益		905,552	661,393
Government grants and subsidies 政府補助及補貼		163,992	83,851
Research and development expenses 研究及開發費用		(2,458,929)	(1,514,776)
Selling and distribution expenses 銷售及分銷開支		(290,236)	(202,842)
Administrative expenses 行政開支		(630,682)	(568,036)
Impairment losses on financial assets, net 金融資產減值虧損淨值		(7,275)	721
Loss on derecognition of financial assets measured at amortised cost 終止確認以攤餘成本計量的金融資產的虧損		-	(8,970)
Other expenses 其他開支		(362,465)	(65,772)
Finance costs 融資成本		(58,816)	(24,704)
PROFIT BEFORE TAX 除稅前溢利	5	1,669,881	688,935
Income tax expense 所得稅開支	6	(154,137)	(55,137)
PROFIT FOR THE PERIOD 期內溢利		1,515,744	633,798
Attributable to owners of the parent 母公司擁有人應佔		1,515,744	633,798
EARNINGS PER SHARE ATTRIBUTABLE TO ORDINARY EQUITY HOLDERS OF THE PARENT – Basic and diluted for the period 母公司普通股權益持有人應佔的每股盈利 – 期內基本及攤薄	8	RMB人民幣0.67元	RMB人民幣0.28元

# INTERIM CONDENSED CONSOLIDATED STATEMENT OF COMPREHENSIVE INCOME

## 中期簡明合併綜合收益表

FOR THE SIX MONTHS ENDED 30 JUNE 2023 截至二零二三年六月三十日止六個月

	For the six months ended 截至下列日期止六個月	
	30 June 2023 二零二三年 六月三十日 (Unaudited) (未經審核) RMB'000 人民幣千元	30 June 2022 二零二二年 六月三十日 (Unaudited) (未經審核) RMB'000 人民幣千元
PROFIT FOR THE PERIOD 期內溢利	1,515,744	633,798
OTHER COMPREHENSIVE INCOME 其他綜合收益		
Other comprehensive income/(loss) that may be reclassified to profit or loss in subsequent periods: 其後期間可重新分類至損益的其他綜合收益/(虧損):		
Receivables financing: 應收款項融資:		
Changes in fair value 公允價值變動	9,378	(244)
Impairment losses 減值虧損	189	51
Exchange differences on translation of foreign operations 換算境外業務的匯兌差額	16,038	(796)
Net other comprehensive income/(loss) that may be reclassified to profit or loss in subsequent periods 其後期間可重新分類至損益的其他綜合收益/(虧損)淨值	25,605	(989)
OTHER COMPREHENSIVE INCOME/(LOSS) FOR THE PERIOD, NET OF TAX 期內其他綜合收益/(虧損), 扣除稅項	25,605	(989)
TOTAL COMPREHENSIVE INCOME FOR THE PERIOD 期內綜合收益總額	1,541,349	632,809
Attributable to owners of the parent 母公司擁有人應佔	1,541,349	632,809

# INTERIM CONDENSED CONSOLIDATED STATEMENT OF FINANCIAL POSITION

## 中期簡明合併財務狀況表

AS AT 30 JUNE 2023 於二零二三年六月三十日

		30 June 2023 於二零二三年 六月三十日 (Unaudited) (未經審核) RMB'000 人民幣千元	31 December 2022 於二零二二年 十二月三十一日 (Audited) (經審核) RMB'000 人民幣千元
NON-CURRENT ASSETS 非流動資產			
Property, plant and equipment 物業、廠房及設備	9	13,706,467	12,940,997
Right-of-use assets 使用權資產		1,499,701	1,476,128
Prepayments, other receivables and other assets 預付款項、其他應收款項及其他資產		966,575	1,263,122
Other intangible assets 其他無形資產		8,339	8,718
Deferred tax assets 遞延稅項資產		469,683	481,354
Other non-current financial assets 其他非流動金融資產		335,800	335,800
<b>Total non-current assets 非流動資產總值</b>		<b>16,986,565</b>	16,506,119
CURRENT ASSETS 流動資產			
Inventories 存貨		17,904,846	17,046,406
Trade receivables 應收貿易賬款	10	13,701,483	10,471,409
Receivables financing 應收款項融資		2,426,469	5,348,059
Prepayments, other receivables and other assets 預付款項、其他應收款項及其他資產		1,478,456	1,358,069
Derivative financial instruments 衍生金融工具		835	-
Pledged deposits 已抵押存款		14,527	20,633
Cash and cash equivalents 現金及現金等價物		7,212,917	6,243,678
<b>Total current assets 流動資產總值</b>		<b>42,739,533</b>	40,488,254
<b>Total assets 資產總值</b>		<b>59,726,098</b>	56,994,373

# INTERIM CONDENSED CONSOLIDATED STATEMENT OF FINANCIAL POSITION

## 中期簡明合併財務狀況表

AS AT 30 JUNE 2023 於二零二三年六月三十日

		30 June 2023 於二零二三年 六月三十日 (Unaudited) (未經審核) RMB'000 人民幣千元	31 December 2022 於二零二二年 十二月三十一日 (Audited) (經審核) RMB'000 人民幣千元
CURRENT LIABILITIES 流動負債			
Trade and bills payables 應付貿易賬款及應付票據	11	22,346,411	22,002,295
Other payables, other liabilities and accruals 其他應付賬款、其他負債及應計費用		5,270,932	5,421,180
Lease liabilities 租賃負債		394,617	333,646
Derivative financial instruments 衍生金融工具		1,462	18,211
Tax payable 應付稅項		340,531	363,200
Interest-bearing bank and other borrowings 計息銀行及其他借款		3,004,861	2,004,306
Dividend payable 應付股息		371,779	-
<b>Total current liabilities 流動負債總額</b>		<b>31,730,593</b>	30,142,838
NET CURRENT ASSETS 流動資產淨值		<b>11,008,940</b>	10,345,416
TOTAL ASSETS LESS CURRENT LIABILITIES 資產總值減流動負債		<b>27,995,505</b>	26,851,535
NON-CURRENT LIABILITIES 非流動負債			
Deferred tax liabilities 遞延稅項負債		354,382	394,633
Lease liabilities 租賃負債		508,009	591,275
Deferred income 遞延收入		328,475	230,558
<b>Total non-current liabilities 非流動負債總額</b>		<b>1,190,866</b>	1,216,466
<b>Net assets 資產淨值</b>		<b>26,804,639</b>	25,635,069
EQUITY 權益			
Share capital 股本	12	4,052,228	4,052,228
Other reserves 其他儲備		22,752,411	21,582,841
<b>Total equity 權益總額</b>		<b>26,804,639</b>	25,635,069

# INTERIM CONDENSED CONSOLIDATED STATEMENT OF CHANGES IN EQUITY

## 中期簡明合併權益變動表

FOR THE SIX MONTHS ENDED 30 JUNE 2023 截至二零二三年六月三十日止六個月

	Share capital	Fair value reserve of financial assets at fair value through other comprehensive income	Contributed surplus reserve	Statutory surplus reserve	Exchange fluctuation reserve	Retained profits	Total equity
	股本	按公允價值計量並計入其他綜合收益的金融資產的公允價值儲備	實繳盈餘儲備	法定盈餘儲備	外匯波動儲備	留存溢利	權益總額
	(unaudited)	(unaudited)	(unaudited)	(unaudited)	(unaudited)	(unaudited)	(unaudited)
	RMB'000	RMB'000	RMB'000	RMB'000	RMB'000	RMB'000	RMB'000
	人民幣千元	人民幣千元	人民幣千元	人民幣千元	人民幣千元	人民幣千元	人民幣千元
	(note 12)						
	(附註12)						
At 1 January 2022 於二零二二年一月一日	4,052,228	(8,946)*	(46,323)*	1,000,893*	(177,775)*	19,207,026*	24,027,103
Profit for the period 期內溢利	-	-	-	-	-	633,798	633,798
Changes in fair value of receivables financing	-	(193)	-	-	-	-	(193)
應收款項融資的公允價值變動	-	(193)	-	-	-	-	(193)
Exchange differences on translation of foreign operations	-	-	-	-	(796)	-	(796)
換算境外業務的匯兌差額	-	-	-	-	(796)	-	(796)
Total comprehensive income for the period 期內綜合收益總額	-	(193)	-	-	(796)	633,798	632,809
2021 Final dividend declared 已宣派二零二一年末期股息	-	-	-	-	-	(232,080)	(232,080)
At 30 June 2022 於二零二二年六月三十日	4,052,228	(9,139)*	(46,323)*	1,000,893*	(178,571)*	19,608,744*	24,427,832
At 1 January 2023 於二零二三年一月一日	4,052,228	(16,553)*	(46,323)*	1,000,893*	(187,740)*	20,832,564*	25,635,069
Profit for the period 期內溢利	-	-	-	-	-	1,515,744	1,515,744
Changes in fair value of receivables financing	-	9,567	-	-	-	-	9,567
應收款項融資的公允價值變動	-	9,567	-	-	-	-	9,567
Exchange differences on translation of foreign operations	-	-	-	-	16,038	-	16,038
換算境外業務的匯兌差額	-	-	-	-	16,038	-	16,038
Total comprehensive income for the period 期內綜合收益總額	-	9,567	-	-	16,038	1,515,744	1,541,349
2022 Final dividend declared 已宣派二零二二年末期股息	-	-	-	-	-	(371,779)	(371,779)
At 30 June 2023 於二零二三年六月三十日	4,052,228	(6,986)*	(46,323)*	1,000,893*	(171,702)*	21,976,529*	26,804,639

\* These reserve accounts comprise the consolidated reserves of RMB22,752,411,000 (31 December 2022: RMB21,582,841,000) in the interim condensed consolidated statement of financial position as at 30 June 2023.

\* 該等儲備賬包括二零二三年六月三十日的中期簡明合併財務狀況表內的合併儲備人民幣22,752,411,000元(二零二二年十二月三十一日:人民幣21,582,841,000元)。



# INTERIM CONDENSED CONSOLIDATED STATEMENT OF CASH FLOWS

## 中期簡明合併現金流量表

FOR THE SIX MONTHS ENDED 30 JUNE 2023 截至二零二三年六月三十日止六個月

	Notes 附註	For the six months ended 截至下列日期止六個月	
		30 June 2023 二零二三年 六月三十日 (Unaudited) (未經審核) RMB'000 人民幣千元	30 June 2022 二零二二年 六月三十日 (Unaudited) (未經審核) RMB'000 人民幣千元
<b>CASH FLOWS FROM OPERATING ACTIVITIES 經營活動產生的現金流量</b>			
Profit before tax 除稅前溢利		<b>1,669,881</b>	688,935
Adjustments for: 調整:			
Finance costs 融資成本		<b>58,816</b>	24,704
Interest income 利息收入		<b>(62,993)</b>	(15,420)
Government grants and subsidies 政府補助及補貼		<b>(25,903)</b>	(7,434)
Loss on disposal of items of property, plant and equipment 出售物業、廠房及設備項目的虧損	5	<b>17,543</b>	4,576
Depreciation of property, plant and equipment 物業、廠房及設備折舊	5	<b>1,390,790</b>	1,249,918
Amortisation of other intangible assets 其他無形資產攤銷	5	<b>1,801</b>	1,697
Depreciation of right-of-use assets 使用權資產折舊	5	<b>181,580</b>	174,889
Impairment of trade receivables, net 應收貿易賬款減值淨值	5	<b>7,146</b>	(681)
Impairment of receivables financing, net 應收款項融資減值淨值		<b>189</b>	51
Impairment of other receivables, net 其他應收款項減值淨值		<b>(60)</b>	(91)
Write-down of inventories to net realisable value 存貨減值至可變現淨值	5	<b>46,747</b>	38,407
Fair value gains, net: 公允價值收益淨額:			
Derivative instruments 衍生工具		<b>(17,584)</b>	-
Other non-current financial assets 其他非流動金融資產		<b>-</b>	(2,771)
		<b>3,267,953</b>	2,156,780

# INTERIM CONDENSED CONSOLIDATED STATEMENT OF CASH FLOWS

## 中期簡明合併現金流量表

FOR THE SIX MONTHS ENDED 30 JUNE 2023 截至二零二三年六月三十日止六個月

	Notes 附註	For the six months ended 截至下列日期止六個月	
		30 June 2023 二零二三年 六月三十日 (Unaudited) (未經審核) RMB'000 人民幣千元	30 June 2022 二零二二年 六月三十日 (Unaudited) (未經審核) RMB'000 人民幣千元
Increase in inventories 存貨增加		(905,187)	(1,233,493)
Decrease/(increase) in restricted bank deposits and pledged deposits 受限制銀行存款及已抵押存款減少/(增加)		6,106	(56,580)
Increase in trade receivables 應收貿易賬款增加		(3,237,220)	(40,277)
Decrease/(increase) in receivables financing 應收款項融資減少/(增加)		2,930,968	(417,359)
(Increase)/decrease in prepayments, other receivables and other assets 預付款項、其他應收款項及其他資產(增加)/減少		(120,327)	321,382
Increase in trade and bills payables 應付貿易賬款及應付票據增加		357,592	2,280,403
Increase in other payables, other liabilities and accruals 其他應付賬款、其他負債及應計費用增加		62,710	356,096
Increase in deferred income 遞延收入增加		123,820	20,520
Cash generated from operations 經營產生的現金		2,486,415	3,387,472
Interest received 已收利息		62,993	15,420
Tax paid 已付稅項		(198,783)	(128,223)
Net cash flows from operating activities 經營活動產生的現金流量淨值		2,350,625	3,274,669
CASH FLOWS FROM INVESTING ACTIVITIES 投資活動產生的現金流量			
Purchases of items of property, plant and equipment 購買物業、廠房及設備項目		(2,153,287)	(2,227,978)
Purchases of items of leasehold land included in right-of-use assets 購買計入使用權資產的租賃土地項目		(66,158)	-
Purchases of other intangible assets 購買其他無形資產		(1,423)	(629)
Proceeds from disposal of items of property, plant and equipment 出售物業、廠房及設備項目的所得款項		60,281	45,674
Decrease in pledged deposits 已抵押存款減少		-	2,501
Gain on disposal of equity investments designated at fair value 出售指定按公允價值計量的股權投資的收益		-	17,186
Net cash flows used in investing activities 投資活動所用的現金流量淨值		(2,160,587)	(2,163,246)

# INTERIM CONDENSED CONSOLIDATED STATEMENT OF CASH FLOWS

## 中期簡明合併現金流量表

FOR THE SIX MONTHS ENDED 30 JUNE 2023 截至二零二三年六月三十日止六個月

	Notes 附註	For the six months ended 截至下列日期止六個月	
		30 June 2023 二零二三年 六月三十日 (Unaudited) (未經審核) RMB'000 人民幣千元	30 June 2022 二零二二年 六月三十日 (Unaudited) (未經審核) RMB'000 人民幣千元
<b>CASH FLOWS FROM FINANCING ACTIVITIES 融資活動產生的現金流量</b>			
New bank loans 新銀行貸款		2,500,000	764,507
Repayment of bank loans 償還銀行貸款		(1,500,000)	(755,159)
Interest paid 已付利息		(36,734)	(762)
Lease payments 租賃款項		(175,087)	(119,956)
Decrease in restricted bank deposits and pledged deposits 受限制銀行存款及已抵押存款減少		-	351,244
<b>Net cash flows from financing activities 融資活動產生現金流量淨值</b>		<b>788,179</b>	<b>239,874</b>
<b>NET INCREASE IN CASH AND CASH EQUIVALENTS</b>			
現金及現金等價物增加淨值		978,217	1,351,297
Cash and cash equivalents at beginning of period 期初現金及現金等價物		6,243,678	2,824,741
Effect of foreign exchange rate changes, net 匯率變動的影響，淨值		(8,978)	(13,564)
<b>CASH AND CASH EQUIVALENTS AT END OF PERIOD</b>		<b>7,212,917</b>	<b>4,162,474</b>
期末現金及現金等價物		7,212,917	4,162,474

# NOTES TO INTERIM CONDENSED CONSOLIDATED FINANCIAL INFORMATION

## 中期簡明合併財務資料附註

30 JUNE 2023 二零二三年六月三十日

### 1. CORPORATE INFORMATION

The Company was incorporated in Hong Kong with limited liability on 14 June 2007.

The Company's shares have been listed on The Stock Exchange of Hong Kong Limited (the "Stock Exchange") since 20 December 2007.

The registered office of the Company is located at Part of Unit 1712, 17th Floor, Tower 2, Grand Central Plaza, No.138 Shatin Rural Committee Road, Shatin, New Territories, Hong Kong.

The Group is a global leading platform-based high-end manufacturing enterprise, providing customers with new materials development, product design and development, parts and components as well as complete machine manufacturing, supply chain management, logistics, after-sales and other one-stop services. The Group engages in businesses covering smart phones, tablet PCs, new energy vehicles, residential energy storage, smart home, game hardware, unmanned aerial vehicles, Internet of Things, robotics, communication equipment, health devices and other diversified market areas.

In the opinion of the directors, the immediate holding company of the Company is Golden Link Worldwide Limited, an enterprise incorporated in the British Virgin Islands, and the ultimate holding company of the Company is BYD Company Limited, a company established in the People's Republic of China (the "PRC") whose H shares are listed on the Stock Exchange and A shares are listed on the Main Board of Shenzhen Stock Exchange.

#### 2.1 BASIS OF PREPARATION

The interim condensed consolidated financial information for the six months ended 30 June 2023 has been prepared in accordance with HKAS 34 Interim Financial Reporting. The interim condensed consolidated financial information does not include all the information and disclosures required in the annual financial statements, and should be read in conjunction with the Group's annual consolidated financial statements for the year ended 31 December 2022.

### 1. 公司資料

本公司於二零零七年六月十四日在香港註冊成立為有限公司。

本公司股份已於二零零七年十二月二十日在香港聯合交易所有限公司(「聯交所」)上市。

本公司註冊辦事處位於香港新界沙田區沙田鄉事會路138號新城市中央廣場2座17樓1712室一部分。

本集團是全球領先的平台型高端製造企業，為客戶提供新材料開發、產品設計及研發、零組件及整機製造、供應鏈管理、物流及售後等一站式服務。本集團從事業務涵蓋智能手機、平板電腦、新能源汽車、戶用儲能、智能家居、遊戲硬件、無人機、物聯網、機器人、通信設備、醫療健康設備等多元化的市場領域。

董事認為，本公司的直接控股公司為 Golden Link Worldwide Limited(一間於英屬處女群島註冊成立的企業)，本公司的最終控股公司為比亞迪股份有限公司(一家在中華人民共和國(「中國」)成立的公司，其H股於聯交所上市，其A股於深圳證券交易所主板上市)。

#### 2.1 編製基準

截至二零二三年六月三十日止六個月的中期簡明合併財務資料乃按照《香港會計準則》第34號中期財務報告而編製。中期簡明合併財務資料並未包括年度財務報表所要求的所有信息及披露資料，因而應與本集團截至二零二二年十二月三十一日止年度的年度合併財務報表一併閱讀。

# NOTES TO INTERIM CONDENSED CONSOLIDATED FINANCIAL INFORMATION

## 中期簡明合併財務資料附註

30 JUNE 2023 二零二三年六月三十日

### 2.1 BASIS OF PREPARATION (Continued)

The financial information relating to the year ended 31 December 2022 that is included in the interim condensed consolidated statement of financial position as comparative information does not constitute the Company's statutory annual consolidated financial statements for that year but is derived from those financial statements. Further information relating to those statutory financial statements required to be disclosed in accordance with section 436 of the Hong Kong Companies Ordinance is as follows:

The Company has delivered the financial statements for the year ended 31 December 2022 to the Registrar of Companies as required by section 662(3) of, and Part 3 of Schedule 6 to, the Hong Kong Companies Ordinance. The Company's auditors have reported on the financial statements for the year ended 31 December 2022. The auditor's report was unqualified; and did not contain a statement under sections 406(2), 407(2) or 407(3) of the Hong Kong Companies Ordinance.

### 2.2 CHANGES IN ACCOUNTING POLICIES AND DISCLOSURES

The accounting policies adopted in the preparation of the interim condensed consolidated financial information are consistent with those applied in the preparation of the Group's annual consolidated financial statements for the year ended 31 December 2022, except for the adoption of the following new and revised Hong Kong Financial Reporting Standards ("HKFRSs") for the first time for the current period's financial information.

Amendments to HKAS 1 and HKFRS Practice Statement 2	<i>Disclosure of Accounting Policies</i>
Amendments to HKAS 8	<i>Definition of Accounting Estimates</i>
Amendments to HKAS 12	<i>Deferred Tax related to Assets and Liabilities arising from a Single Transaction</i>
Amendments to HKAS 12	<i>International Tax Reform – Pillar Two Model Rules</i>

### 2.1 編製基準(續)

截至二零二二年十二月三十一日止年度的財務資料作為比較資料載入中期簡明合併財務狀況表，雖然源於本公司於該年度的財務報表，但不構成本公司於該年度的法定年度合併財務報表。《香港公司條例》第436條要求披露有關該等法定財務報表的進一步資料如下：

按照《香港公司條例》第662(3)條及附表6第3部的要求，本公司已向公司註冊處處長遞交截至二零二二年十二月三十一日止年度的財務報表。本公司核數師已就截至二零二二年十二月三十一日止年度的財務報表作出報告。該核數師報告並無保留意見，亦無載有根據《香港公司條例》第406(2)、407(2)或407(3)條作出的陳述。

### 2.2 會計政策及披露的變動

編製中期簡明合併財務資料所採用的會計政策與編製本集團截至二零二二年十二月三十一日止年度的年度合併財務報表所應用者一致，惟下列於本期間財務資料首次採用的新訂及經修訂《香港財務報告準則》(「《香港財務報告準則》」)除外。

《香港會計準則》第1號及《香港財務報告準則》實務報告第2號的修訂	會計政策的披露
《香港會計準則》第8號的修訂	會計估計的定義
《香港會計準則》第12號的修訂	與單一交易所產生的資產及負債有關的遞延稅項
《香港會計準則》第12號的修訂	國際稅收改革 – 支柱二立法模版



# NOTES TO INTERIM CONDENSED CONSOLIDATED FINANCIAL INFORMATION

## 中期簡明合併財務資料附註

30 JUNE 2023 二零二三年六月三十日

### 2.2 CHANGES IN ACCOUNTING POLICIES AND DISCLOSURES (Continued)

The nature and impact of the revised HKFRSs are described below:

- (a) Amendments to HKAS 1 *Disclosure of Accounting Policies* require entities to disclose their material accounting policy information rather than their significant accounting policies. Accounting policy information is material if, when considered together with other information included in an entity's financial statements, it can reasonably be expected to influence decisions that the primary users of general purpose financial statements make on the basis of those financial statements. Amendments to HKFRS Practice Statement 2 provide non-mandatory guidance on how to apply the concept of materiality to accounting policy disclosures. The Group has applied the amendments since 1 January 2023. The amendments did not have any impact on the financial position and performance of the Group.
- (b) Amendments to HKAS 8 clarify the distinction between changes in accounting estimates and changes in accounting policies. Accounting estimates are defined as monetary amounts in financial statements that are subject to measurement uncertainty. The amendments also clarify how entities use measurement techniques and inputs to develop accounting estimates. The Group has applied the amendments to changes in accounting policies and changes in accounting estimates that occur on or after 1 January 2023. Since the Group's policy of determining accounting estimates aligns with the amendments, the amendments did not have any impact on the financial position or performance of the Group.

### 2.2 會計政策及披露的變動(續)

經修訂香港財務報告準則的性質及影響如下：

- (a) 《香港會計準則》第1號會計政策的披露的修訂要求實體披露其重要會計政策資料，而非其重大會計政策。倘連同實體財務報表內其他資料一併考慮，會計政策資料可以合理預期會影響通用財務報表的主要使用者根據該等財務報表所作出的決定，則該會計政策資料屬重大。《香港財務報告準則》實務報告第2號的修訂對如何將重要性概念應用於會計政策披露提供了非強制性指導。本集團已自二零二三年一月一日起應用該等修訂。該等修訂並無對本集團的財務狀況及表現產生任何影響。
- (b) 《香港會計準則》第8號的修訂澄清會計估計變更與會計政策變更之間的區別。會計估計被定義為財務報表中受計量不確定性影響的貨幣金額。該等修訂亦闡明實體如何使用計量技術和輸入制定會計估計。本集團已將該等修訂應用於二零二三年一月一日或之後發生的會計政策變更及會計估計變更。因本集團釐定會計估計的政策與該等修訂一致，故該等修訂並無對本集團的財務狀況或表現造成任何影響。

# NOTES TO INTERIM CONDENSED CONSOLIDATED FINANCIAL INFORMATION

## 中期簡明合併財務資料附註

30 JUNE 2023 二零二三年六月三十日

### 2.2 CHANGES IN ACCOUNTING POLICIES AND DISCLOSURES (Continued)

(c) Amendments to HKAS 12 narrow the scope of the initial recognition exception in HKAS 12 so that it no longer applies to transactions that give rise to equal taxable and deductible temporary differences, such as leases and decommissioning obligations. Therefore, entities are required to recognise a deferred tax asset (provided that sufficient taxable profit is available) and a deferred tax liability for temporary differences arising from these transactions. The Group has applied the amendments on temporary differences related to leases as at 1 January 2022, with any cumulative effect recognised as an adjustment to the balance of retained profits or other component of equity as appropriate at that date. The amendments did not have any impact on the financial position or performance of the Group. In addition, the Group has applied the amendments prospectively to transactions other than leases that occurred on or after 1 January 2022.

(d) Amendments to HKAS 12 *International Tax Reform – Pillar Two Model Rules* introduce a mandatory temporary exception from the recognition and disclosure of deferred taxes arising from the implementation of the Pillar Two model rules published by the Organisation for Economic Co-operation and Development. The amendments also introduce disclosure requirements for the affected entities to help users of the financial statements better understand the entities' exposure to Pillar Two income taxes, including the disclosure of current tax related to Pillar Two income taxes separately in the periods when Pillar Two legislation is effective and the disclosure of known or reasonably estimable information of their exposure to Pillar Two income taxes in periods in which the legislation is enacted or substantively enacted but not yet in effect. Entities are required to disclose the information relating to their exposure to Pillar Two income taxes in annual periods beginning on or after 1 January 2023, but are not required to disclose such information for any interim periods ending on or before 31 December 2023. The Group has applied the amendments retrospectively. After assessment, the amendments did not have any impact to the Group.

### 2.2 會計政策及披露的變動(續)

(c) 《香港會計準則》第12號的修訂縮小了《香港會計準則》第12號中首次確認例外情況的範圍，使其不再適用於產生相同的應課稅及可扣減暫時性差異的交易，例如租賃及停用責任。因此，實體須就該等交易所產生的暫時性差異確認遞延稅項資產(條件是有充足的應課稅溢利)及遞延稅項負債。本集團已將該等修訂應用於於二零二二年一月一日與租賃有關的暫時性差異，其中的任何累計影響確認為留存溢利的結餘或權益的其他部分(如適用)於該日的調整。該等修訂並無對本集團的財務狀況或表現造成任何影響。此外，本集團已將該等修訂前瞻性地應用於二零二二年一月一日或之後發生的除租賃外的交易。

(d) 《香港會計準則》第12號的修訂《國際稅收改革 – 支柱二立法模版》引入一項因實施經濟合作與發展組織公佈的支柱二立法模版而產生的遞延稅項確認及披露的強制性臨時例外情況。該等修訂亦為受影響實體為幫助財務報表使用者更易理解實體就支柱二所得稅所面臨的風險引入披露規定，包括於支柱二立法生效期間單獨對支柱二所得稅相關的即期稅項的披露，及於立法已頒佈或實質上頒佈惟未生效期間實體就支柱二所得稅所面臨風險的已知或可合理估計資料的披露。實體須就彼等於二零二三年一月一日或之後開始的年度期間就支柱二所得稅所面臨風險的相關資料予以披露，惟無須對二零二三年十二月三十一日或之前結束的任何中期期間的該等資料進行披露。本集團已追溯應用該等修訂。經評估，該等修訂對本集團並無任何影響。

# NOTES TO INTERIM CONDENSED CONSOLIDATED FINANCIAL INFORMATION

## 中期簡明合併財務資料附註

30 JUNE 2023 二零二三年六月三十日

### 3. OPERATING SEGMENT INFORMATION

The Group's primary business is the manufacture, assembly and sale of mobile handset components, modules and other products. For management purposes, the Group is organized into one operating segment based on industry practice and management's vertical integration strategy. Management monitors the results of the Group as a whole for the purpose of making decisions about resource allocation and performance assessment. No further analysis thereof is presented. Segment performance is evaluated based on the revenue and profit before tax which is consistent with the Group's revenue and profit before tax.

### 4. REVENUE

Disaggregated revenue information for revenue from contracts with customers

### 3. 經營分部資料

本集團的主要業務為製造、組裝及銷售手機部件、模組及其他產品。為進行管理，本集團按行業慣例及管理垂直整合策略組成一個經營分部。管理層監察本集團的整體業績以就資源分配及表現評估作出決策。概無進一步就此呈報分析。分部表現根據收入及除稅前溢利(與本集團的收入及除稅前溢利一致)評估。

### 4. 收入

客戶合同收入之分類收入資料

Segments 分部	For the six months ended 30 June 截至六月三十日止六個月	
	2023 二零二三年 Total 總計 RMB'000 人民幣千元 (Unaudited) (未經審核)	2022 二零二二年 Total 總計 RMB'000 人民幣千元 (Unaudited) (未經審核)
<b>Types of goods or services 貨品或服務類別</b>		
Sale of mobile handset components, modules and other products 手機部件、模組及其他產品銷售	55,854,649	43,625,367
Rendering of services 提供服務	325,448	68,180
Total revenue from contracts with customers 客戶合同收入總額	56,180,097	43,693,547
<b>Geographical markets 地理市場</b>		
The PRC (including Hong Kong, Macau, and Taiwan) 中國(包括香港、澳門及台灣)	18,695,887	17,524,723
Overseas 海外	37,484,210	26,168,824
Total revenue from contracts with customers 客戶合同收入總額	56,180,097	43,693,547
<b>Timing of revenue recognition 收入確認時間</b>		
Goods transferred at a point in time 按時間點轉讓之貨品	56,073,963	43,625,367
Services transferred over time 於一段時間轉移之服務	106,134	68,180
Total revenue from contracts with customers 客戶合同收入總額	56,180,097	43,693,547

# NOTES TO INTERIM CONDENSED CONSOLIDATED FINANCIAL INFORMATION

## 中期簡明合併財務資料附註

30 JUNE 2023 二零二三年六月三十日

### 5. PROFIT BEFORE TAX

The Group's profit before tax is arrived at after charging/(crediting):

### 5. 除稅前溢利

本集團除稅前溢利已扣除/(計入)下列各項：

	Notes 附註	For the six months ended 30 June 截至六月三十日止六個月	
		2023 二零二三年 RMB'000 人民幣千元 (Unaudited) (未經審核)	2022 二零二二年 RMB'000 人民幣千元 (Unaudited) (未經審核)
Cost of inventories sold# 銷售存貨的成本#		51,503,845	41,268,976
Cost of services provided# 提供服務的成本#		220,765	58,094
Depreciation of property, plant and equipment 物業、廠房及設備折舊		1,390,790	1,249,918
Depreciation of right-of-use assets 使用權資產折舊		181,580	174,889
Amortisation of intangible assets 無形資產攤銷		1,801	1,697
Impairment of trade receivables, net 應收貿易賬款減值淨值		7,146	(681)
Write-down of inventories to net realisable value # 存貨減值至可變現淨值#		46,747	38,407
Loss on disposal of items of property, plant and equipment 出售物業、廠房及設備項目的虧損	9	17,543	4,576

# Cost of inventories sold, Cost of services provided and Write-down of inventories to net realisable value represents "Cost of sales" in the consolidated statement of profit or loss

# 銷售存貨的成本、提供服務的成本及存貨撇減至可變現淨值指合併損益表中「銷售成本」

### 6. INCOME TAX

The Group is subject to income tax on an entity basis on profits arising in or derived from the jurisdictions in which members of the Group are domiciled and operate.

Under the relevant income tax law, the PRC subsidiaries are subject to corporate income tax ("CIT") at a statutory rate of 25% on their respective taxable income during the year.

BYD Precision renewed its status of a high and new technology enterprise in 2021, and was entitled to a reduced enterprise income tax rate of 15% from 2021 to 2023.

Huizhou Electronic renewed its status of a high and new technology enterprise in 2021, and was entitled to a reduced enterprise income tax rate of 15% from 2021 to 2023.

### 6. 所得稅

本集團須就本集團成員公司所處及經營的司法權區所產生或賺取的溢利，按實體基準支付所得稅。

根據相關所得稅法，年內，中國附屬公司須就其各自的應課稅收入按法定稅率25%繳納企業所得稅(「企業所得稅」)。

比亞迪精密於二零二一年重續為高新技術企業，並自二零二一年至二零二三年期間有權享受15%的優惠企業所得稅稅率。

惠州電子於二零二一年重續為高新技術企業，並自二零二一年至二零二三年期間有權享受15%的優惠企業所得稅稅率。

# NOTES TO INTERIM CONDENSED CONSOLIDATED FINANCIAL INFORMATION

## 中期簡明合併財務資料附註

30 JUNE 2023 二零二三年六月三十日

### 6. INCOME TAX (Continued)

Xi'an Electronic which operates in Mainland China was entitled to a reduced enterprise income tax rate of 15% of the estimated assessable profits for the year pursuant to the Western Development Policy.

Shantou Electronic is applying for status of a high and new technology enterprise in 2023, and temporarily use the 15% income tax rate.

BYD India is subject to income tax at a rate of 26% (2022: 26%).

The major components of the income tax expense for the year are as follows:

### 6. 所得稅(續)

西安電子於中國內地經營業務，有權根據西部大開發政策按年內估計應課稅溢利15%的優惠稅率繳納企業所得稅。

比亞迪汕頭電子正於二零二三年申請為高新技術企業，並暫時適用15%的所得稅稅率。

BYD India須按26%(二零二二年：26%)的所得稅稅率繳納稅項。

年內所得稅開支的主要組成部分載列如下：

	For the six months ended 30 June 截至六月三十日止六個月	
	2023 二零二三年 RMB'000 人民幣千元 (Unaudited) (未經審核)	2022 二零二二年 RMB'000 人民幣千元 (Unaudited) (未經審核)
Current – China 即期 – 中國		
Charge for the period 期內支出	173,526	211,148
Current – Elsewhere 即期 – 其他地區		
Charge for the period 期內支出	9,190	2,576
Deferred 遞延	(28,579)	(158,587)
<b>Total tax charge for the period 期內稅項支出總額</b>	<b>154,137</b>	<b>55,137</b>

### 7. DIVIDENDS

### 7. 股息

	For the six months ended 30 June 截至六月三十日止六個月	
	2023 二零二三年 RMB'000 人民幣千元 (Unaudited) (未經審核)	2022 二零二二年 RMB'000 人民幣千元 (Unaudited) (未經審核)
Final declared – RMB0.165 (2022: RMB0.103) per ordinary share 末期宣派 – 每股普通股人民幣0.165元(二零二二年：人民幣0.103元)	371,779	232,080



# NOTES TO INTERIM CONDENSED CONSOLIDATED FINANCIAL INFORMATION

## 中期簡明合併財務資料附註

30 JUNE 2023 二零二三年六月三十日

### 8. EARNINGS PER SHARE ATTRIBUTABLE TO ORDINARY EQUITY HOLDERS OF THE PARENT

The calculation of the basic earnings per share amount for the period is based on the profit for the period attributable to ordinary equity holders of the parent, and the weighted average number of ordinary shares of 2,253,204,500 (2022: 2,253,204,500) in issue during the period.

No adjustment has been made to the basic earnings per share amounts presented for the six months ended 30 June 2023 and 2022 in respect of a dilution as the Group had no potentially dilutive ordinary shares in issue during those periods.

The calculation of basic earnings per share is based on:

### 8. 母公司普通股權益持有人應佔的每股盈利

期內每股基本盈利乃按期內母公司普通股權益持有人應佔溢利及期內已發行普通股加權平均數2,253,204,500股(二零二二年：2,253,204,500股)計算。

截至二零二三年及二零二二年六月三十日止六個月，就攤薄而言概無調整呈列之每股基本盈利，乃因本集團於該等期間並無任何具潛在攤薄影響的已發行普通股。

每股基本盈利按以下基準計算：

	For the six months ended 30 June 截至六月三十日止六個月	
	2023 二零二三年 RMB'000 人民幣千元 (Unaudited) (未經審核)	2022 二零二二年 RMB'000 人民幣千元 (Unaudited) (未經審核)
<b>Earnings 盈利</b>		
Profit attributable to ordinary equity holders of the parent, used in the basic earnings per share calculation 用於計算每股基本盈利的母公司普通股權益持有人應佔溢利	<b>1,515,744</b>	633,798
	Number of shares 股份數目	
	30 June 2023 二零二三年 六月三十日	30 June 2022 二零二二年 六月三十日
<b>Shares 股份</b>		
Weighted average number of ordinary shares in issue during the period used in the basic earnings per share calculation 用於計算每股基本盈利的期內已發行普通股加權平均數	<b>2,253,204,500</b>	2,253,204,500

# NOTES TO INTERIM CONDENSED CONSOLIDATED FINANCIAL INFORMATION

## 中期簡明合併財務資料附註

30 JUNE 2023 二零二三年六月三十日

### 9. PROPERTY, PLANT AND EQUIPMENT

During the six months ended 30 June 2023, the Group acquired assets at a cost of RMB2,216,798,000 (30 June 2022: RMB1,698,871,000).

Assets with a net book value of RMB78,472,000 were disposed of by the Group during the six months ended 30 June 2023 (30 June 2022: RMB62,208,000), resulting in a net loss on disposal of RMB17,543,000 (30 June 2022: loss of RMB4,576,000).

### 9. 物業、廠房及設備

截至二零二三年六月三十日止六個月，本集團以人民幣2,216,798,000元(二零二二年六月三十日：人民幣1,698,871,000元)的成本添置資產。

截至二零二三年六月三十日止六個月，本集團處置賬面淨值為人民幣78,472,000元(二零二二年六月三十日：人民幣62,208,000元)的資產，產生處置虧損淨值人民幣17,543,000元(二零二二年六月三十日：虧損人民幣4,576,000元)。

### 10. TRADE RECEIVABLES

	30 June 2023 二零二三年 六月三十日 RMB'000 人民幣千元 (Unaudited) (未經審核)	31 December 2022 二零二二年 十二月三十一日 RMB'000 人民幣千元 (Audited) (經審核)
Trade receivables 應收貿易賬款	13,733,179	10,495,823
Impairment 減值	(31,696)	(24,414)
	<b>13,701,483</b>	<b>10,471,409</b>

### 10. 應收貿易賬款

An aging analysis of the trade receivables as at the end of the reporting period, based on the time of revenue recognition and net of loss allowance, is as follows:

於報告期末，應收貿易賬款按收入確認的時間及扣除虧損撥備後的賬齡分析如下：

	30 June 2023 二零二三年 六月三十日 RMB'000 人民幣千元 (Unaudited) (未經審核)	31 December 2022 二零二二年 十二月三十一日 RMB'000 人民幣千元 (Audited) (經審核)
Within 90 days 90天內	13,156,791	9,862,438
91 to 180 days 91至180天	537,447	595,953
181 to 360 days 181至360天	7,245	13,018
	<b>13,701,483</b>	<b>10,471,409</b>

# NOTES TO INTERIM CONDENSED CONSOLIDATED FINANCIAL INFORMATION

## 中期簡明合併財務資料附註

30 JUNE 2023 二零二三年六月三十日

### 10. TRADE RECEIVABLES (Continued)

The net carrying amount of due from the holding companies and fellow subsidiaries included in the above are as follows:

	30 June 2023 二零二三年 六月三十日 RMB'000 人民幣千元 (Unaudited) (未經審核)	31 December 2022 二零二二年 十二月三十一日 RMB'000 人民幣千元 (Audited) (經審核)
Due from the ultimate holding company 應收最終控股公司款項	155,783	155,744
Due from the intermediate holding company 應收中介控股公司款項	146,865	146,623
Due from fellow subsidiaries 應收同系附屬公司款項	4,040,161	4,364,498
Due from other related parties 應收其他關聯方款項	294	5,988
	<b>4,343,103</b>	4,672,853

The balances are unsecured, non-interest-bearing and on credit terms similar to those offered to the major customers of the Group.

### 10. 應收貿易賬款(續)

上文所載應收控股公司及同系附屬公司之賬面淨值如下：

該等結餘乃無抵押、不計息且其信貸條款與向本集團主要客戶提供者相若。

### 11. TRADE AND BILLS PAYABLES

An aging analysis of the trade and bills payables as at the end of the reporting period, based on the invoice date, is as follows:

	30 June 2023 二零二三年 六月三十日 RMB'000 人民幣千元 (Unaudited) (未經審核)	31 December 2022 二零二二年 十二月三十一日 RMB'000 人民幣千元 (Audited) (經審核)
Within 90 days 90天內	21,676,539	21,490,421
91 to 180 days 91至180天	427,747	483,674
181 to 360 days 181至360天	231,757	21,630
1 to 2 years 一至兩年	8,750	4,960
Over 2 years 兩年以上	1,618	1,610
	<b>22,346,411</b>	22,002,295

The trade payables are non-interest-bearing and normally settled within terms of 30 to 180 days. The aging of trade payables is based on the time of recognizing the purchase of materials and goods or accepting services.

### 11. 應付貿易賬款及應付票據

於報告期末，應付貿易賬款及應付票據按發票日期的賬齡分析如下：

應付貿易賬款乃不計息，一般按30天至180天限期支付。應付貿易賬款的賬齡是以購買材料、商品或接受勞務等確認的時間為基準。

# NOTES TO INTERIM CONDENSED CONSOLIDATED FINANCIAL INFORMATION

## 中期簡明合併財務資料附註

30 JUNE 2023 二零二三年六月三十日

### 11. TRADE AND BILLS PAYABLES (Continued)

The balances due to the holding companies, fellow subsidiaries and other related companies included in the above are as follows:

	30 June 2023 二零二三年 六月三十日 RMB'000 人民幣千元 (Unaudited) (未經審核)	31 December 2022 二零二二年 十二月三十一日 RMB'000 人民幣千元 (Audited) (經審核)
Due to the ultimate holding company 應付最終控股公司款項	105,024	129,779
Due to the intermediate holding company 應付中介控股公司款項	7,260,080	6,311,403
Due to fellow subsidiaries 應付同系附屬公司款項	11,739,203	13,011,472
	<b>19,104,307</b>	19,452,654

The balances are unsecured, non-interest-bearing and repayable on demand.

### 11. 應付貿易賬款及應付票據(續)

上文所載應付控股公司、同系附屬公司及其他關聯公司結餘如下：

該等結餘乃無抵押、不計息且須按要求償還。

### 12. SHARE CAPITAL SHARES

	30 June 2023 二零二三年 六月三十日 RMB'000 人民幣千元 (Unaudited) (未經審核)	31 December 2022 二零二二年 十二月三十一日 RMB'000 人民幣千元 (Audited) (經審核)
Issued and fully paid 已發行及繳足		
2,253,204,500 (2022: 2,253,204,500) ordinary shares		
2,253,204,500股(二零二二年：2,253,204,500股)普通股	4,052,228	4,052,228

### 12. 股本 股份

# NOTES TO INTERIM CONDENSED CONSOLIDATED FINANCIAL INFORMATION

## 中期簡明合併財務資料附註

30 JUNE 2023 二零二三年六月三十日

### 13. CONTINGENT LIABILITIES

#### ACTION AGAINST FOXCONN

On 11 June 2007, a Hong Kong High Court action (the “June 2007 Action”) was commenced by a subsidiary and an affiliate of Foxconn International Holdings Limited (the “Plaintiffs”) against the Company and certain subsidiaries of the Group (the “Defendants”) for using confidential information alleged to have been obtained improperly from the Plaintiffs. The Plaintiffs discontinued the June 2007 Action on 5 October 2007 with the effect that the June 2007 Action has been wholly discontinued against all the Defendants named in the action and this finally disposed of the June 2007 Action without any liability to the Defendants. On the same day, the Plaintiffs initiated a new set of legal proceedings in the Court (the “October 2007 Action”). The Defendants named in the October 2007 Action are the same as the Defendants in the June 2007 Action, and the claims made by the Plaintiffs in the October 2007 Action are based on the same facts and the same grounds in the June 2007 Action. The remedies sought by the Plaintiffs in the October 2007 Action include an injunction restraining the Defendants from using the alleged confidential information, an order for the disgorgement of profit made by the Defendants through the use of the confidential information, damages based on the loss suffered by the Plaintiffs and exemplary damages. The total damages sought by the Plaintiffs in the October 2007 Action have not been quantified.

On 2 October 2009, the Defendants instituted a counter-action against Foxconn International Holdings Limited and certain of its affiliates for their intervention, by means of illegal measures, in the operations involving the Company and certain of its subsidiaries, collusions, written and verbal defamation, and the economic loss as a result of the said activities since 2006.

As at the reporting date, the case remains in the process of legal proceedings. After consulting the Company’s legal counsel representing the Company for the case, the Board is of the view that the estimate of ultimate outcome and amount to settle the obligation, if any, of the litigation cannot be made reliably up to date.

### 13. 或然負債

#### 富士康訴訟案件

於二零零七年六月十一日，富士康國際控股有限公司旗下一間附屬公司及一間聯屬公司（「原告」）向香港高等法院展開訴訟（「二零零七年六月訴訟」），指控本公司及本集團若干附屬公司（「被告」）使用指稱自原告處非法獲得的機密資料。隨著針對被告的二零零七年六月訴訟被全面撤銷以及該訴訟未判令被告承擔任何責任，原告已於二零零七年十月五日停止二零零七年六月訴訟，該訴訟未判令被告承擔任何責任。同日，原告向法院提起新一輪的法律程序（「二零零七年十月訴訟」）。二零零七年十月訴訟的被告與二零零七年六月訴訟的被告相同，且原告在二零零七年十月訴訟中提出的申索均基於二零零七年六月訴訟中的相同事實及理由。原告在二零零七年十月訴訟中提出的補救方法包括強令禁止被告使用有關機密資料、強令被告交出因使用機密資料所獲得的利潤以及賠償原告遭受的損失及支付懲罰性賠償金。原告在二零零七年十月訴訟中主張的全部賠償金數額尚未確定。

於二零零九年十月二日，被告對富士康國際控股有限公司及其若干聯屬公司提起反訴，對該等公司自二零零六年以來利用不合法手段干涉本公司及其若干附屬公司的經營、共謀行為、書面及口頭誹謗，導致經濟損失的行為提起訴訟請求。

於本報告日期，該訴訟案仍處於法律訴訟階段。經諮詢於案件中代表本公司的本公司法律顧問，董事會認為直至目前為止尚難以可靠估計該訴訟的最終結果及了結訴訟須支付的有關款項金額（如有）。



# NOTES TO INTERIM CONDENSED CONSOLIDATED FINANCIAL INFORMATION

## 中期簡明合併財務資料附註

30 JUNE 2023 二零二三年六月三十日

### 14. COMMITMENTS

The Group had the following capital commitments at the end of the reporting period:

	30 June 2023 二零二三年 六月三十日 RMB'000 人民幣千元 (Unaudited) (未經審核)	31 December 2022 二零二二年 十二月三十一日 RMB'000 人民幣千元 (Audited) (經審核)
Contracted, but not provided for: 已訂約，但未計提撥備：		
Plant and machinery 廠房及機器	547,631	753,413
Buildings 建築物	200,055	272,488
	<b>747,686</b>	1,025,901

### 14. 承擔

於報告期末，本集團擁有下列資本承擔：

### 15. RELATED PARTY TRANSACTIONS

(a) In addition to the transactions detailed elsewhere in these financial statements, the Group had the following material transactions with related parties during the period:

### 15. 關聯方交易

(a) 除該等財務報表其他部分詳述的交易外，本集團與關聯方於期內進行以下重大交易：

Nature of transactions 交易性質	Notes 附註	Related parties 關聯方	For the six months ended 30 June 截至六月三十日止六個月	
			2023 二零二三年 RMB'000 人民幣千元 (Unaudited) (未經審核)	2022 二零二二年 RMB'000 人民幣千元 (Unaudited) (未經審核)
Sales of plant and machinery 出售廠房及機器	(i)	Ultimate holding company 最終控股公司	498	2,633
		Fellow subsidiaries 同系附屬公司	4,376	5,568
Purchases of plant and machinery 購買廠房及機器	(i)	Ultimate holding company 最終控股公司	3,963	2,694
		Fellow subsidiaries 同系附屬公司	21,804	3,734

# NOTES TO INTERIM CONDENSED CONSOLIDATED FINANCIAL INFORMATION

## 中期簡明合併財務資料附註

30 JUNE 2023 二零二三年六月三十日

### 15. RELATED PARTY TRANSACTIONS (Continued)

(a) (Continued):

### 15. 關聯方交易(續)

(a) (續):

Nature of transactions 交易性質	Notes 附註	Related parties 關聯方	For the six months ended 30 June 截至六月三十日止六個月	
			2023 二零二三年 RMB'000 人民幣千元 (Unaudited) (未經審核)	2022 二零二二年 RMB'000 人民幣千元 (Unaudited) (未經審核)
Purchases of inventories 購買存貨	(ii)	Ultimate holding company 最終控股公司	143,054	43,185
		Fellow subsidiaries 同系附屬公司	192,127	150,359
Sales of inventories 出售存貨	(ii)	Ultimate holding company 最終控股公司	1,701	4,175
		Fellow subsidiaries 同系附屬公司	5,191,183	2,681,743
Lease and ancillary services payments 租賃及配套服務付款	(iii)	Ultimate holding company 最終控股公司	90,310	72,932
		Fellow subsidiaries 同系附屬公司	349,903	423,674
Exclusive processing services received 獲提供獨家加工服務	(iv)	Ultimate holding company 最終控股公司	35,674	88,792
		Fellow subsidiaries 同系附屬公司	241,400	67,388
Exclusive processing services provided 提供獨家加工服務	(iv)	Ultimate holding company 最終控股公司	2,988	4,114
		Fellow subsidiaries 同系附屬公司	316,027	173,918
Agent fee for procurement service 採購服務的代理費	(v)	Intermediate holding company 中介控股公司	26,745	18,232
		Fellow subsidiaries 同系附屬公司	10,637	11,700

# NOTES TO INTERIM CONDENSED CONSOLIDATED FINANCIAL INFORMATION

## 中期簡明合併財務資料附註

30 JUNE 2023 二零二三年六月三十日

### 15. RELATED PARTY TRANSACTIONS (Continued)

(a) (Continued):

### 15. 關聯方交易(續)

(a) (續):

Nature of transactions 交易性質	Notes 附註	Related parties 關聯方	For the six months ended 30 June 截至六月三十日止六個月	
			2023 二零二三年 RMB'000 人民幣千元 (Unaudited) (未經審核)	2022 二零二二年 RMB'000 人民幣千元 (Unaudited) (未經審核)
Purchases automotive core components and special purpose electric vehicles 採購汽車核心零部件及電動專用車	(vi)	Fellow subsidiaries 同系附屬公司	412,420	68,359
Electricity fee received 收取電費	(vii)	Ultimate holding company 最終控股公司	847	723
		Fellow subsidiaries 同系附屬公司	77,486	44,755
Purchases of batteries 購買電池	(viii)	Ultimate holding company 最終控股公司	-	1,021
		Fellow subsidiaries 同系附屬公司	1,996,834	1,131,108
Exclusive construction services received 獲提供獨家建築服務	(ix)	Fellow subsidiaries 同系附屬公司	5,793	60,283

# NOTES TO INTERIM CONDENSED CONSOLIDATED FINANCIAL INFORMATION

## 中期簡明合併財務資料附註

30 JUNE 2023 二零二三年六月三十日

### 15. RELATED PARTY TRANSACTIONS (Continued)

(a) (Continued):

Notes:

- (i) The sales and purchases of plant and machinery were made at net book values.
- (ii) The sales and purchases of inventories were conducted in accordance with prices and terms mutually agreed between the parties.
- (iii) The payments were charged on an actually incurred basis or in accordance with terms mutually agreed between the parties.
- (iv) The processing service fees and revenue were charged and received for the depreciation of the relevant machinery and equipment during the year ended 30 June 2023.
- (v) The agent fee for the procurement service was charged on a certain percentage of the total amount of procurement provided by the fellow subsidiaries and intermediate holding company on behalf of the Group.
- (vi) The purchases of automotive core components and special purpose electric vehicles were conducted in accordance with prices and terms mutually agreed between the parties.
- (vii) The sales of power supply services were conducted in accordance with prices and terms mutually agreed between the parties.
- (viii) The purchases of batteries were conducted in accordance with prices and terms mutually agreed between the parties.
- (ix) The construction services were conducted in accordance with prices and terms mutually agreed between the parties.

In the opinion of the directors, all the transactions were conducted in the ordinary and usual course of business.

(b) Outstanding balances with related parties:

BYD Precision, a wholly-owned subsidiary of the Company, received entrusted loans of RMB3,000,000,000 from BYD Co., Ltd. ("BYD"), the ultimate holding company of the Company, through China Merchants Bank. The loans were unsecured, and bore a fixed interest rate of 2.5%. The loans of RMB2,000,000,000 were due in 2023, the others were due in 2024.

Except for the entrusted loan from the ultimate holding company, the balances with related parties are unsecured, interest-free and have no fixed terms of repayment.

### 15. 關聯方交易(續)

(a) (續):

附註:

- (i) 出售及購買廠房及機器按賬面淨值進行。
- (ii) 出售及購買存貨乃按各方一致同意的價格及條款進行。
- (iii) 付款按實際產生金額或按各方一致同意的條款支付。
- (iv) 於截至二零二三年六月三十日止年度內就有關機器及設備的折舊而支付及收取的加工服務費及收入。
- (v) 採購服務代理費乃按同系附屬公司及中介控股公司代表本集團提供的採購總金額之若干百分比收取。
- (vi) 採購汽車核心零部件及電動專用車乃按各方共同協定的價格及條款進行。
- (vii) 銷售能源供應服務乃按各方共同協定的價格及條款進行。
- (viii) 購買電池乃根據各方共同協定的價格及條款進行。
- (ix) 建築服務乃根據各方共同協定的價格及條款進行。

董事認為，全部交易均屬日常業務過程中進行的交易。

(b) 與關聯方的結餘:

本公司全資附屬公司比亞迪精密通過中國招商銀行自本公司最終控股公司比亞迪股份有限公司(「比亞迪」)取得委託貸款人民幣3,000,000,000元。該貸款為無抵押，固定利率為2.5%。人民幣2,000,000,000元的貸款於二零二三年到期，其他則將於二零二四年到期。

除最終控股公司的委託貸款外，與關聯方的結餘為無抵押、免息及無固定還款期。

# NOTES TO INTERIM CONDENSED CONSOLIDATED FINANCIAL INFORMATION

## 中期簡明合併財務資料附註

30 JUNE 2023 二零二三年六月三十日

### 15. RELATED PARTY TRANSACTIONS (Continued)

(b) (Continued):

Details of the Group's trade balances with the holding shareholder, fellow subsidiaries and other related companies as at the end of the reporting period are disclosed in notes 10 and 11 to the financial statements.

As at 30 June 2023, the Group had total lease liabilities with these related companies under non-cancellable leases falling due as follows:

	30 June 2023 二零二三年 六月三十日 RMB'000 人民幣千元	31 December 2022 二零二二年 十二月三十一日 RMB'000 人民幣千元
Lease liabilities – current 租賃負債 – 流動		
Ultimate holding company 最終控股公司	131,183	128,828
Fellow subsidiaries 同系附屬公司	221,151	175,826
Lease liabilities – non-current 租賃負債 – 非流動		
Ultimate holding company 最終控股公司	45,117	97,949
Fellow subsidiaries 同系附屬公司	87,331	129,403
	<b>484,782</b>	532,006

As at 30 June 2023, the net carrying amount of right-of-use assets relating to such rental contracts amounted to RMB391,418,000 (31 December 2022: 435,998,000).

於二零二三年六月三十日，有關該等租金合約的使用權資產賬面淨值為人民幣391,418,000元(二零二二年十二月三十一日：435,998,000元)。

(c) Compensation of key management personnel of the Group:

	For the six months ended 30 June 截至六月三十日止六個月	
	2023 二零二三年 RMB'000 人民幣千元 (Unaudited) (未經審核)	2022 二零二二年 RMB'000 人民幣千元 (Unaudited) (未經審核)
Short-term employee benefits 短期僱員福利	7,804	5,322
Pension scheme contributions 退休金計劃供款	53	34
	<b>7,857</b>	5,356

The related party transactions in respect of items set out in (a) and (b) above also constitute connected transactions or continuing connected transactions as defined in Chapter 14A of the Listing Rules.

與上文(a)和(b)所載項目有關的關聯方交易亦構成上市規則第14A章所界定的關連交易或持續關連交易。



# NOTES TO INTERIM CONDENSED CONSOLIDATED FINANCIAL INFORMATION

## 中期簡明合併財務資料附註

30 JUNE 2023 二零二三年六月三十日

### 16. FAIR VALUE AND FAIR VALUE HIERARCHY OF FINANCIAL INSTRUMENTS

There are no significant differences between the carrying amounts and the fair values of the Group's financial instruments.

Management has assessed that the fair values of short-term deposits, cash and cash equivalents, pledged deposits, trade receivables, receivables financing, trade and bills payables, financial assets included in prepayments, deposits and other receivables, financial liabilities included in other payables, amounts due from/to subsidiaries, amounts due from/to the ultimate holding company and the immediate holding company approximate to their carrying amounts largely due to the short term maturities of these instruments.

The Group's corporate finance team headed by the finance manager is responsible for determining the policies and procedures for the fair value measurement of financial instruments. The corporate finance team reports directly to the chief financial officer. At each reporting date, the corporate finance team analyses the movements in the values of financial instruments and determines the major inputs applied in the valuation. The valuation is reviewed and approved by the chief financial officer.

The fair values of the financial assets and liabilities are included at the amount at which the instrument could be exchanged in a current transaction between willing parties, other than in a forced or liquidation sale. The following methods and assumptions were used to estimate the fair values:

The fair values of listed equity investments are based on quoted market prices.

The fair values of the interest-bearing bank and other borrowings have been calculated by discounting the expected future cash flows using rates currently available for instruments with similar terms, credit risk and remaining maturities. The changes in fair value as a result of the Group's own non-performance risk for interest-bearing bank and other borrowings as at 30 June 2023 were assessed to be insignificant.

### 16. 金融工具的公允價值及公允價值層級

本集團金融工具賬面值及公允價值之間並無重大差額。

管理層已評估短期存款、現金及現金等價物、已抵押存款、應收貿易賬款、應收款項融資、應付貿易賬款及應付票據、計入預付款項、按金及其他應收款項的金融資產、計入其他應付賬款的金融負債、應收／應付附屬公司款項、應收／應付最終控股公司及直接控股公司款項公允價值與其賬面值相若，此乃主要由於該等工具屬於短期性質。

財務經理領導的本集團公司財務團隊負責制定金融工具公允價值計量的政策及程序。公司財務團隊直接向財務總監報告。於各報告日期，公司財務團隊分析金融工具價值的變動，並確定在估值中應用的主要輸入值。估值由財務總監審核及批准。

金融資產及負債的公允價值以該工具於自願交易方(而非強迫或清盤銷售)當前交易下的可交易金額入賬。下述方法及假設用於評估公允價值：

上市股本投資的公允價值乃按市場報價釐定。

計息銀行及其他借款的公允價值是通過使用具有類似條款、信貸風險和剩餘到期日的工具的當前可得利率折現預期未來現金流量來計算。於二零二三年六月三十日，由於本集團對計息銀行及其他借款的非履約風險而導致的公允價值變動評估為並不重大。

# NOTES TO INTERIM CONDENSED CONSOLIDATED FINANCIAL INFORMATION

## 中期簡明合併財務資料附註

30 JUNE 2023 二零二三年六月三十日

### 16. FAIR VALUE AND FAIR VALUE HIERARCHY OF FINANCIAL INSTRUMENTS (Continued)

The Group enters into derivative financial instruments and receivables financing with various counterparties. The carrying amounts of these derivative financial instruments and receivables financing are the same as their fair values. The derivative financial instruments and receivables financing are measured using valuation techniques similar to forward pricing, using present value calculations. The models incorporate various market observable inputs including the credit quality of counterparties and foreign exchange spot and forward rates. The carrying amounts of derivative financial instruments and receivables financing are the same as their fair values.

#### FAIR VALUE HIERARCHY

The following tables illustrate the fair value measurement hierarchy of the Group's financial instruments:

*Assets measured at fair value:*

**As at 30 June 2023**

### 16. 金融工具的公允價值及公允價值層級(續)

本集團與多個對手方訂立衍生金融工具及應收款項融資。該等衍生金融工具及應收款項融資的賬面值與彼等的公允價值相同。衍生金融工具及應收款項融資以現值計算並按遠期價格相似之估值技巧計量。此等模式計入不同市場可觀察輸入數據，包括對手方信貸質素，以及外匯即期及遠期匯率。該等衍生金融工具及應收款項融資的賬面值與其公允價值相同。

#### 公允價值層級

下表說明本集團金融工具的公允價值計量層級：

*以公允價值計量的資產：*

於二零二三年六月三十日

	Fair value measurement using 公允價值計量使用的輸入值			
	Quoted prices in active markets 活躍市場 的報價 (Level 1) (第一級) RMB'000 人民幣千元 (Unaudited) (未經審核)	Significant observable inputs 重大可觀察 的輸入值 (Level 2) (第二級) RMB'000 人民幣千元 (Unaudited) (未經審核)	Significant unobservable inputs 重大不可觀察 的輸入值 (Level 3) (第三級) RMB'000 人民幣千元 (Unaudited) (未經審核)	Total 總計 RMB'000 人民幣千元 (Unaudited) (未經審核)
Receivables financing 應收款項融資	-	2,426,469	-	2,426,469
Derivative financial instruments 衍生金融工具	-	835	-	835
Financial assets included in prepayments, other receivables and other assets 計入預付款項、其他應收款項及 其他資產的金融資產	-	100,000	-	100,000
Other non-current financial assets 其他非流動金融資產	-	-	335,800	335,800
	-	2,527,304	335,800	2,863,104

# NOTES TO INTERIM CONDENSED CONSOLIDATED FINANCIAL INFORMATION

## 中期簡明合併財務資料附註

30 JUNE 2023 二零二三年六月三十日

### 16. FAIR VALUE AND FAIR VALUE HIERARCHY OF FINANCIAL INSTRUMENTS (Continued)

#### FAIR VALUE HIERARCHY (Continued)

Assets measured at fair value: (Continued)

As at 31 December 2022

### 16. 金融工具的公允價值及公允價值層級(續)

#### 公允價值層級(續)

以公允價值計量的資產：(續)

於二零二二年十二月三十一日

	Fair value measurement using 公允價值計量使用的輸入值			
	Quoted prices in active markets 活躍市場 的報價 (Level 1) (第一級) RMB'000 人民幣千元 (Audited) (經審核)	Significant observable inputs 重大可觀察 的輸入值 (Level 2) (第二級) RMB'000 人民幣千元 (Audited) (經審核)	Significant unobservable inputs 重大不可觀察 的輸入值 (Level 3) (第三級) RMB'000 人民幣千元 (Audited) (經審核)	Total 總計 RMB'000 人民幣千元 (Audited) (經審核)
Receivables financing 應收款項融資	-	5,348,059	-	5,348,059
Financial assets included in prepayments, other receivables and other assets 計入預付款項、其他應收款項及 其他資產的金融資產	-	100,000	-	100,000
Other non-current financial assets 其他非流動金融資產	-	-	335,800	335,800
	-	5,448,059	335,800	5,783,859

# NOTES TO INTERIM CONDENSED CONSOLIDATED FINANCIAL INFORMATION

## 中期簡明合併財務資料附註

30 JUNE 2023 二零二三年六月三十日

### 16. FAIR VALUE AND FAIR VALUE HIERARCHY OF FINANCIAL INSTRUMENTS (Continued)

#### FAIR VALUE HIERARCHY (Continued)

Liabilities measured at fair value:

As at 30 June 2023

### 16. 金融工具的公允價值及公允價值層級(續)

#### 公允價值層級(續)

以公允價值計量的負債：

於二零二三年六月三十日

	Fair value measurement using 公允價值計量使用的輸入值			
	Quoted prices in active markets 活躍市場 的報價 (Level 1) (第一級) RMB'000 人民幣千元 (Unaudited) (未經審核)	Significant observable inputs 重大可觀察 的輸入值 (Level 2) (第二級) RMB'000 人民幣千元 (Unaudited) (未經審核)	Significant unobservable inputs 重大不可觀察 的輸入值 (Level 3) (第三級) RMB'000 人民幣千元 (Unaudited) (未經審核)	Total 總計 RMB'000 人民幣千元 (Unaudited) (未經審核)
Derivative financial instruments 衍生金融工具	-	1,462	-	1,462
	-	1,462	-	1,462

As at 31 December 2022

於二零二二年十二月三十一日

	Fair value measurement using 公允價值計量使用的輸入值			
	Quoted prices in active markets 活躍市場 的報價 (Level 1) (第一級) RMB'000 人民幣千元 (Audited) (經審核)	Significant observable inputs 重大可觀察 的輸入值 (Level 2) (第二級) RMB'000 人民幣千元 (Audited) (經審核)	Significant unobservable inputs 重大不可觀察 的輸入值 (Level 3) (第三級) RMB'000 人民幣千元 (Audited) (經審核)	Total 總計 RMB'000 人民幣千元 (Audited) (經審核)
Derivative financial instruments 衍生金融工具	-	18,211	-	18,211
	-	18,211	-	18,211

During the period, there were no transfers of fair value measurements between Level 1 and Level 2 and no transfers into or out of Level 3 (2022: Nil).

期內，第一級與第二級之間並無公允價值計量轉撥，亦無自第三級轉入或轉出(二零二二年：無)。

# NOTES TO INTERIM CONDENSED CONSOLIDATED FINANCIAL INFORMATION

## 中期簡明合併財務資料附註

30 JUNE 2023 二零二三年六月三十日

### 16. FAIR VALUE AND FAIR VALUE HIERARCHY OF FINANCIAL INSTRUMENTS (Continued)

#### FAIR VALUE HIERARCHY (Continued)

Liabilities for which fair values are disclosed:

As at 30 June 2023

### 16. 金融工具的公允價值及公允價值層級(續)

#### 公允價值層級(續)

已披露公允價值的負債：

於二零二三年六月三十日

	Fair value measurement using 公允價值計量使用的輸入值			
	Quoted prices in active markets 活躍市場 的報價 (Level 1) (第一級) RMB'000 人民幣千元 (Unaudited) (未經審核)	Significant observable inputs 重大可觀察 的輸入值 (Level 2) (第二級) RMB'000 人民幣千元 (Unaudited) (未經審核)	Significant unobservable inputs 重大不可觀察 的輸入值 (Level 3) (第三級) RMB'000 人民幣千元 (Unaudited) (未經審核)	Total 總計 RMB'000 人民幣千元 (Unaudited) (未經審核)
Loan from the ultimate holding company 自最終控股公司貸款	-	3,004,861	-	3,004,861
	-	3,004,861	-	3,004,861

As at 31 December 2022

	Fair value measurement using 公允價值計量使用的輸入值			
	Quoted prices in active markets 活躍市場 的報價 (Level 1) (第一級) RMB'000 人民幣千元 (Audited) (經審核)	Significant observable inputs 重大可觀察 的輸入值 (Level 2) (第二級) RMB'000 人民幣千元 (Audited) (經審核)	Significant unobservable inputs 重大不可觀察 的輸入值 (Level 3) (第三級) RMB'000 人民幣千元 (Audited) (經審核)	Total 總計 RMB'000 人民幣千元 (Audited) (經審核)
Loan from the ultimate holding company 自最終控股公司貸款	-	2,004,306	-	2,004,306
	-	2,004,306	-	2,004,306



# NOTES TO INTERIM CONDENSED CONSOLIDATED FINANCIAL INFORMATION

## 中期簡明合併財務資料附註

30 JUNE 2023 二零二三年六月三十日

### 17. EVENTS AFTER THE REPORTING PERIOD

On 26 August 2023, the Group entered into an acquisition framework agreement with an independent third party Jabil Circuit (Singapore) Pte. Ltd, a subsidiary of Jabil Inc. to acquire certain business with a cash consideration of approximately RMB15.8 billion (equivalent to US\$2.2 billion). The business primarily comprises the product manufacturing business in Chengdu and Wuxi, China, including the manufacturing of components for existing customers. Relevant agreement was approved by the board of the Group on the same date.

### 18. APPROVAL OF THE FINANCIAL STATEMENTS

The financial statements were approved and authorised for issue by the board of directors on 28 August 2023.

### 17. 報告期後事項

於二零二三年八月二十六日，本集團與獨立第三方捷普電路(新加坡)有限公司(Jabil Inc.的附屬公司)訂立收購框架協議，以約人民幣158億元(等值22億美元)現金收購其旗下成都、無錫的產品生產製造業務，包括現有客戶的零部件生產製造業務。有關協議於同日獲本集團董事會批准。

### 18. 審批財務報表

財務報表已由董事會於二零二三年八月二十八日審批並授權刊發。



