





DATRONIX HOLDINGS LIMITED
連達科技控股有限公司*

(Stock Code 股份代號: 889)



中期報告
INTERIM REPORT

2023

* For identification purposes only 僅供識別

A W A R D S



MICRO SYSTEMS ENGINEERING
"Supplier Excellence"



ASTRONICS
"Best Value Added"



ASTRONICS
"Customer Intimacy Strategy"



MEDTRONIC
"Outstanding Performance"



PHYSIO CONTROL
"Supplier of the Year"




LUTRON
"Preferred Supplier"



LUTRON
"Customer Service"



DATAFORTH
"Vendor of the Year"



LUTRON
"Outstanding New Supplier"

A W A R D S



XICOM
"Outstanding Performance"



**MICRO SYSTEMS
ENGINEERING**
"Special Recognition Award"



MEDTRONIC
"Supplier of the Year"



LUTRON
"Supplier of the Year"



VICOR
"Outstanding Supplier
Achievement Award"



XICOM
"President's Award"

Customer Recognition For Quality, Service, Value



Polycom



Ericsson



Milwaukee



**Preferred supplier
General Electric**



**Physio Control
(Div. of Medtronic)**



**Preferred supplier
Primex Aerospace**



Digital Equipment corp



Xerox



United Technologies

A W A R D S



Xerox



Xerox



ICL/Fujitsu



Xerox



Xerox



Xerox



Tektronix



Sola Electric



Tektronix

Customer Recognition For Quality, Service, Value




Honeywell



Honeywell



Harris



Honeywell



Honeywell



Delco



Honeywell



Hughes Aircraft
General Motors



IBM

BOARD OF DIRECTORS

Executive Directors

SIU Paul Y. (Chairman)
SHUI Wai Mei (Vice Chairman)
SIU Ronald (Vice Chairman)
SHEUNG Shing Fai
SIU Nina Margaret

董事會

執行董事

蕭保羅 (主席)
徐惠美 (副主席)
蕭佑忠 (副主席)
商承輝
蕭蓮娜

Independent Non-executive Directors

CHUNG Pui Lam
LEE Kit Wah
WONG Wah Sang, Derek

獨立非執行董事

鍾沛林
李傑華
黃華生

AUDIT COMMITTEE

LEE Kit Wah
CHUNG Pui Lam
WONG Wah Sang, Derek

審核委員會

李傑華
鍾沛林
黃華生

REMUNERATION COMMITTEE

CHUNG Pui Lam
LEE Kit Wah
WONG Wah Sang, Derek
SIU Paul Y.

薪酬委員會

鍾沛林
李傑華
黃華生
蕭保羅

NOMINATION COMMITTEE

CHUNG Pui Lam
LEE Kit Wah
WONG Wah Sang, Derek
SHEUNG Shing Fai

提名委員會

鍾沛林
李傑華
黃華生
商承輝

QUALIFIED ACCOUNTANT

MOK Sim Wa

合資格會計師

莫嬋華

COMPANY SECRETARY

LEUNG Sau Fong

公司秘書

梁秀芳

AUTHORISED REPRESENTATIVES

SIU Paul Y.
SHEUNG Shing Fai

授權代表

蕭保羅
商承輝

公司資料

CORPORATE INFORMATION

AUDITOR

BDO Limited
25/F Wing On Centre
111 Connaught Road Central
Hong Kong

REGISTERED OFFICE

Clarendon House
2 Church Street
Hamilton HM11
Bermuda

PRINCIPAL PLACE OF BUSINESS IN HONG KONG

19th Floor
North Point Industrial Building
499 King's Road
North Point Hong Kong

PRINCIPAL SHARE REGISTRAR AND TRANSFER OFFICE

MUFG Fund Services (Bermuda) Limited
Cedar House
41 Cedar Avenue
Hamilton HM 11
Bermuda

HONG KONG BRANCH SHARE REGISTRAR AND TRANSFER OFFICE

Hong Kong Registrars Limited
Shops 1712–1716, 17th Floor
Hopewell Centre
183 Queen's Road East
Hong Kong

PRINCIPAL BANKERS

The Hongkong and Shanghai Banking
Corporation Limited
Bank of Communications

WEBSITE

www.datronixhldgs.com.hk

核數師

香港立信德豪會計師事務所有限公司
香港
干諾道中111號
永安中心25樓

註冊辦事處

Clarendon House
2 Church Street
Hamilton HM11
Bermuda

香港主要營業地點

香港北角
英皇道499號
北角工業大廈19樓

主要股份過戶登記處

MUFG Fund Services (Bermuda) Limited
Cedar House
41 Cedar Avenue
Hamilton HM 11
Bermuda

香港股份過戶登記分處

香港證券登記有限公司
香港
皇后大道東183號
合和中心17樓1712–1716室

主要往來銀行

香港上海滙豐銀行有限公司
交通銀行

網址

www.datronixhldgs.com.hk

The Group is principally engaged in the design, manufacture and sale of magnetics used in consumer electronics, data processing appliances and other electronics systems for coupling, isolation, filtering, interfacing and timing control applications. All of the Group's magnetics are sold under its own brand name "Datatronics". A majority of the Group's products are customized magnetics tailored-made according to the requirements and specifications of its customers. The Group also offered standard catalogue magnetics to its customers.

The Group focuses on the high-end segment of the magnetics industry. It has a customer base over 300 customers comprising manufacturers of telecommunication and data processing equipment, technology equipment, motor vehicles and medical equipment.

The Group's world-class design and manufacturing capabilities, together with the breadth of its product offerings, provide her with a competitive advantage that enable her to anticipate and deliver highly customized solutions for their customers' product needs. In addition, their global presence enables them to participate in many relevant product and geographic markets and provide her with proximity to their global customer base.

本集團之主要業務為設計、製造及銷售適用於電子消費產品、數據處理器及其他電子系統之磁性元件，以作聯結、隔離、過濾、界面及時間控制等用途。本集團所有磁性元件產品均以其本身品牌「Datatronics」銷售。本集團大部份產品乃按照其客戶之要求及規格定造之專用磁性元件。本集團亦向其客戶提供標準類別之磁性元件。

本集團專注於磁性元件行業之高檔次市場。本集團之客戶數目超過300名，其中包括電訊及數據處理設備、科技設備、汽車及醫療設備之製造商。

本集團之世界級設計及製造實力，配合其提供之不同種類產品，為本集團提供競爭優勢，令本集團能夠預計及提供切合客戶需求之專門解決方案。此外，本集團之全球業務據點能夠令本集團參與發展多項相關產品及地區市場，及更能接近其全球之客戶基礎。

一般資料 GENERAL

THE GROUP'S PRODUCT LINE

The Company designs and manufactures both standard and customized magnetic components in a large variety of products:

- Transformers
- Lan Filter Modules
- Digital Delay Modules
- Inductors/Chokes
- ASDL Transformer
- Planar Magnetics
- Magnetics for Aviation Applications
- Magnetic Components for DC/DC Converters

- Magnetics for Hybrid Network Assemblies

- Magnetics for Power Conversion
- Magnetics for Energy Savings
- Magnetics for Medical Devices/Equipment

- Magnetics for Internet Equipment
- Magnetics for Data Acquisition/Transmitter and Signal Conditioning

本集團產品線

本公司設計及製造用於不同產品之標準及專用磁性元件：

- Transformers
- Lan Filter Modules
- Digital Delay Modules
- Inductors/Chokes
- ASDL Transformer
- Planar Magnetics
- Magnetics for Aviation Applications
- Magnetic Components for DC/DC Converters

- Magnetics for Hybrid Network Assemblies

- Magnetics for Power Conversion
- Magnetics for Energy Savings
- Magnetics for Medical Devices/Equipment

- Magnetics for Internet Equipment
- Magnetics for Data Acquisition/Transmitter and Signal Conditioning

MARKETS SERVED

The Company's products to-day find application in a wide range of state-of-the-art electronic equipment that include the following:

- Telecommunications
- Communications
- Instrumentation
- Industrial Equipment
- Computers & Networking
- Internet Equipment
- Medical Devices/Equipment
- Automotive

The Group's products meet or exceed numerous performance, safety, quality specification and standard that include the following:

- TS16949
- IEC950
- UL/CSA
- ISO9001
- VDE

所服務市場

本集團現有之產品廣泛應用於各種先進電子設備，包括下列各項：

- 電訊
- 通訊
- 儀器
- 工業設備
- 電腦及網絡
- 互聯網設備
- 醫療器材／設備
- 汽車

本集團之產品符合或超越多項表現、安全、質量規格及標準，包括下列各項：

- TS16949
- IEC950
- UL/CSA
- ISO9001
- VDE

一般資料 GENERAL

The directors consider the followings to be the key factors contributing to the Group's success:

- the extensive experience and expertise of the Group's management team in the magnetics industry;
 - its well-established business relationship with customers;
 - its forefront technology and technical know-how to assist and bridge its customers to new technologies;
 - its ability to satisfy customers' needs by offering customized products that meet their reliability, quality and delivery requirements;
 - its logistic center located in Southern California, U.S. to support delivery and service to customers;
 - the wide range of product it offers;
 - "Just-in-time" delivery and "Ship-to-stock" Program certified with numerous key customers;
 - its reputation for high quality and high reliability products;
 - "One stop solution";
 - capacity to grow due to more demands for high reliability products in U.S. and Europe;
 - cost competitive;
 - the barrier of entrance for competitors is very high; and
 - its established relationship with major suppliers which enables the Group to obtain a stable supply of materials for the Group's products.
- 董事認為，下列各項為本集團賴以成功之主要因素：
- 本集團管理層隊伍於磁性元件行業具有豐富經驗及專業知識；
 - 本集團與客戶建立穩固業務關係；
 - 本集團之尖端科技及技術可協助及引領其客戶邁進新科技；
 - 本集團具有向客戶提供其對可靠程度、品質及付運需求之專門設計產品之能力；
 - 本集團位於美國南加州之物流中心，可向客戶支援付運及提供服務；
 - 本集團提供之廣泛系列產品；
 - 與許多主要客戶簽訂之「Just-in-time」交付及「Ship-to-stock」計劃；
 - 本集團享有優質及高可靠度產品之聲譽；
 - 「一站式解決方案」；
 - 提升生產力之潛力以配合美國及歐洲對高可靠度產品之需求增加；
 - 具備成本效益；
 - 競爭對手加入之屏障極高；及
 - 本集團與主要供應商建立之關係，能夠讓本集團為本集團之產品取得穩定之原料供應。

管理層討論及分析 MANAGEMENT DISCUSSION AND ANALYSIS

BUSINESS REVIEW

The global economy experienced mixed sentiment. Though the impact of pandemic had passed, we still faced issues with high interest rate and inflation, consumer demands shrinking, and backlog increases. These factors all led to Datronix to face challenging environment in the first half of 2023. For the first six months of 2023, Datronix reported revenue of HK\$110.2 million, a decrease of 13% from the comparable period of 2022. The worst scenario during the pandemic experienced in early 2022 in China negatively impacted the operation and affected our gross margin. The situation had been resumed stable and operations have been back on track, and we reported a 27% gross margin, with HK\$30.3 million gross profit, an increase of 27%, or HK\$6.6 million from 2022.

Datronix operating loss was reported at HK\$12.5 million, with an improvement of HK\$5.4 million compared with the first six months of 2022. Net loss for the first half of 2023 was at HK\$14.0 million, an improvement of HK\$4.7 million, from the same period of 2022.

As of 30 June 2023, cash balance for the Group was at HK\$140.7 million, and no issuance of any bank loan.

MARKET REVIEW

Communication and Networking

Communication segment contributed HK\$21.9 million of sales for the first six months of 2023, a decrease of 22% compared to HK\$28.0 million for the comparable period of last year. This segment contributed 20% of the Group's total revenue.

Data Processing

Data processing segment contributed 20% of the Group's revenue. Sales increased 20% for this segment were HK\$21.6 million for the first half of 2023, compare to HK\$18.1 million for the six months ended 2022.

Industrial Application

For the first six months of 2023, industrial application segment sales were HK\$34.0 million, compared to HK\$48.6 million, a decrease of 30% compare to the same period of 2022. This segment contributed 30% of the Group's total revenue.

業務回顧

全球經濟情緒喜憂參半。儘管疫情的影響已經過去，但我們仍然面臨高利率和通貨膨脹、消費者需求萎縮和積壓增加等問題。這些都導致連達科技在2023年上半年面臨充滿挑戰的環境。2023年上半年，連達科技錄得收入為110,200,000港元，較2022年同期減少13%。2022年初中國疫情期間最不理想的情況下對運營產生了負面影響，並對我們的毛利率產生了不利影響。情況恢復穩定，運營重回正軌，本期毛利率27%，毛利額30,300,000港元，同比增長27%，即6,600,000港元。

連達科技錄得營運虧損為12,500,000港元，較2022年上半年改善5,400,000港元。2023年上半年淨虧損為14,000,000港元，較2022年同期好轉4,700,000港元。

於2023年6月30日，本集團的現金達140,700,000港元，並無任何銀行債務。

市場回顧

通訊及網絡

2023年首6個月，通訊市場分部銷售額達21,900,000港元，較去年同期的28,000,000港元，減少22%。該分部貢獻本集團銷售額的20%。

數據處理

數據處理分部貢獻本集團銷售額的20%。於2023年上半年，該分部銷售額上升20%，錄得銷售額達21,600,000港元，2022年首6個月止為18,100,000港元。

工業應用物品

於2023年首6個月，工業應用品分部銷售額達34,000,000港元，較2022年同期的48,600,000港元，減少30%。該分部貢獻本集團總銷售額的30%。

High Precision and Reliability Segment

This segment demands precise technology, advance technical know-how and good workmanship by the Group. The segment reported HK\$32.7 million for first half of 2023, compared to \$32.6 million for the first six months in 2022. This segment contributed 30% of our total sales.

FINANCIAL REVIEW

For the six months period ended 30 June 2023, Group sales reported HK\$110.2 million, a decrease of 13%, compared to same period of 2022. Our gross profit was HK\$30.3 million, compared to HK\$23.7 million for the first half of 2022. Gross margin increased from 19% to 27%.

Operating result of first half of 2023 improved from net loss of HK\$17.9 million to HK\$12.5 million when compared to same period of 2022, an improvement of HK\$5.4 million. The net loss reported HK\$14.0 million, compared to a net loss of HK\$18.7 million for the six months period ended 30 June 2022. Loss per share for the first half of 2023 was HK4.4 cents, compared to loss per share of HK5.8 cents for the first half of 2022.

The Group maintained a healthy financial position with sufficient cash and no debt instrument was issued.

LIQUIDITY, FINANCIAL RESOURCES AND CAPITAL STRUCTURE

As at 30 June 2023, the Group had a total equity of approximately HK\$830.3 million (31 December 2022: HK\$850.3 million), and cash and cash equivalents of approximately HK\$140.7 million (31 December 2022: HK\$136.8 million), which were predominately denominated in US dollars and Renminbi.

For the six months ended 30 June 2023, the Group had not arranged any banking facilities and other resources for financing. With the above cash on hand, the Group has adequate resources to meet its working capital needs in the near future.

Capital expenditure for the period under review amounted to approximately HK\$4.8 million (six months ended 30 June 2022: HK\$5.1 million).

高可靠度產品分部

該分部需要利用本集團之精密技術、先進技術訣竅及尖端工藝。於2023年上半年，該分部的銷售額為32,700,000港元，而2022年同期則為32,600,000港元。該分部貢獻總銷售額的30%。

財務回顧

截至2023年6月30日止6個月內，集團營業額為110,200,000港元，跟2022年同期比較，減少13%。毛利錄得30,300,000港元，跟2022年上半年的23,700,000港元比較，毛利率由19%上調至27%。

2023年上半年的營運業績由2022年同期的17,900,000港元虧損減小至虧損12,500,000港元，好轉5,400,000港元。淨虧損錄得14,000,000港元，截至2022年6月30日止6個月內，淨虧損錄報為18,700,000港元。2023年上半年所錄得的每股虧損為4.4港仙，2022年上半年為每股虧損5.8港仙。

本集團之財務狀況穩健並有充裕的資金，以及沒有發行任何債務票據。

流動資金、財務資源及資本結構

於2023年6月30日，本集團之權益總額約為830,300,000港元（2022年12月31日：850,300,000港元），現金及等同現金項目約為140,700,000港元（2022年12月31日：136,800,000港元），主要為美元及人民幣。

截至2023年6月30日止6個月，本集團並無安排任何銀行借貸及其他資源作融資之用。本集團持手上述之現金，已有足夠資源應付其於可見未來之營運資金需要。

於回顧期間內，資本開支約為4,800,000港元（截至2022年6月30日止6個月：5,100,000港元）。

管理層討論及分析 MANAGEMENT DISCUSSION AND ANALYSIS

EMPLOYEES AND REMUNERATION POLICIES

As at 30 June 2023, the Group employed approximately 1,035 personnel around the world, with approximately 94 in Hong Kong, 550 in the People's Republic of China and 391 overseas. The Group has a staff education sponsorship program and also provides training courses to staff on operational system, product and technology development, and product safety.

CAPITAL COMMITMENTS

As at 30 June 2023, the Group has capital commitment contracted but not provided for in the financial statements in respect of property, plant and equipment approximately HK\$4.2 million (31 December 2022: HK\$6.9 million).

CONTINGENT LIABILITIES

The Group did not have any material contingent liability as at 30 June 2023 (31 December 2022: Nil).

LOOKING FORWARD

Notwithstanding the challenges ahead, Datronix is exploring various opportunities in every aspect. We are actively pursuing to invest in automation on our production process to alleviate the reliance on labor and improve efficiencies. In addition, we are diversifying our product lines from our existing component line to consumer lines of business. Hence, Datronix is eager to continue to remain competitiveness in the long run.

僱員及薪酬制度

於2023年6月30日，本集團於全球各地僱用約1,035人，其中香港約有94人，中華人民共和國有550人，海外有391人。本集團設有員工培訓資助計劃，亦向僱員提供有關營運系統、產品及技術開發，以及產品安全之課程。

資本承擔

於2023年6月30日，本集團就物業、廠房及設備之已訂約但未於財務報表撥備之未償還資本承擔約4,200,000港元（2022年12月31日：6,900,000港元）。

或然負債

於2023年6月30日，本集團無任何重大或然負債（2022年12月31日：零）。

展望將來

儘管未來充滿挑戰，但連達科技正在探索各方面的各種機會。我們正積極尋求投資於自動化生產過程，以減輕對勞動力的依賴並提高效率。此外，我們正在使我們的產品種類多樣化，從現有的元件至消費者業務。因此，連達科技期望長期保持競爭力。

簡明綜合損益及其他全面收益表

CONDENSED CONSOLIDATED STATEMENT OF PROFIT OR LOSS AND OTHER COMPREHENSIVE INCOME

截至2023年6月30日止6個月

For the six months ended 30 June 2023

		Six months ended 30 June 截至6月30日止6個月	
		2023 2023年 (Unaudited) (未經審核) HK\$'000 千港元	2022 2022年 (Unaudited) (未經審核) HK\$'000 千港元
	Note 附註		
Revenue	營業額	3	110,233
Cost of sales	銷售成本		127,261 (103,530)
Gross profit	毛利		30,254
Other revenue and gain	其他收入	3	23,731 3,168
Distribution and selling expenses	分銷及銷售費用		(7,706)
Administrative expenses	行政費用		(8,406)
Finance costs	財務費用		(38,828) (16)
Loss before income tax expense	除稅前虧損	5	(12,419)
Income tax expense	所得稅支出	6	(17,901) (763)
Loss for the period and attributable to owners of the Company	期內溢利及本公司擁有人應佔虧損		(13,978) (18,664)
Other comprehensive income, net of tax	其他全面收益，扣除稅項		
Item that will not be reclassified to profit or loss:	將不會重新分類至損益的項目：		
Change in fair value of equity instruments designated at fair value through other comprehensive income	以公平值計量且變動計入其他全面收益之股本工具之公平值變動		4,473 (95)
Item that may be reclassified subsequently to profit or loss:	其後可重新分類至損益的項目：		
Exchange differences on translating foreign operations	海外業務換算所產生之匯兌差額		(10,431) (12,352)
Other comprehensive income for the period and attributable to owners of the Company, net of tax	期內其他全面收益及本公司擁有人應佔其他全面收益，扣除稅項		(5,958) (12,447)
Total comprehensive income for the period and attributable to owners of the Company	期內全面收益總額及本公司擁有人應佔全面收益總額		(19,936) (31,111)
Loss per share	每股虧損		
– Basic and diluted	– 基本及攤薄	8	(HK\$0.044) (HK\$0.058)

簡明綜合財務狀況表

CONDENSED CONSOLIDATED STATEMENT OF FINANCIAL POSITION

於2023年6月30日
As at 30 June 2023

		Note	30 June 2023 2023年 6月30日 (Unaudited) (未經審核) HK\$'000 千港元	31 December 2022 2022年 12月31日 (Audited) (經審核) HK\$'000 千港元
		附註		
NON-CURRENT ASSETS	非流動資產			
Property, plant and equipment	物業、廠房及設備	9	479,728	492,866
Investment property	投資物業		113,700	113,700
Equity instruments designated at fair value through other comprehensive income	以公平值計入其他全面收益之股本工具		23,233	16,745
Prepayments for acquisition of property, plant and equipment	購買物業、廠房及設備之付款		189	189
Goodwill	商譽		9,486	9,486
Deferred tax asset	遞延稅項資產		272	272
			626,608	633,258
CURRENT ASSETS	流動資產			
Inventories	存貨		96,889	108,629
Trade receivables	應收賬款	10	31,945	33,769
Prepayments, deposits and other receivables	預付賬款、按金及其他應收款項		4,115	6,341
Amount due from ultimate holding company	應收最終母公司款項		122	122
Amounts due from related companies	應收關連公司款項		286	286
Tax prepayment	預付稅款		2,420	–
Financial assets at fair value through profit or loss	以公平值計入損益之金融資產		5,698	7,904
Cash and cash equivalents	現金及等同現金項目		140,681	136,772
			282,156	293,823
CURRENT LIABILITIES	流動負債			
Trade and other payables	應付賬款及其他應付款項	11	22,587	19,781
Amount due to a related company	應付關連公司款項		830	1,055
Lease liabilities	租賃負債		297	584
Current tax liabilities	即期稅項負債		1,553	363
			25,267	21,783
NET CURRENT ASSETS	流動資產淨值		256,889	272,040
TOTAL ASSETS LESS CURRENT LIABILITIES	資產總值減流動負債		883,497	905,298

簡明綜合財務狀況表

CONDENSED CONSOLIDATED STATEMENT OF FINANCIAL POSITION

於2023年6月30日
As at 30 June 2023

		Note 附註	30 June 2023 2023年 6月30日 (Unaudited) (未經審核) HK\$'000 千港元	31 December 2022 2022年 12月31日 (Audited) (經審核) HK\$'000 千港元
NON-CURRENT LIABILITIES	非流動負債			
Lease liabilities	租賃負債		834	834
Employee benefits	僱員福利		17,696	18,279
Retention payable	應付保留金		2,326	3,608
Deferred tax liabilities	遞延稅項負債		32,299	32,299
			53,155	55,020
NET ASSETS	資產淨值		830,342	850,278
EQUITY	權益			
Share capital	股本	12	32,000	32,000
Reserves	儲備		798,342	818,278
TOTAL EQUITY	權益總額		830,342	850,278

簡明綜合權益變動表(未經審核)

CONDENSED CONSOLIDATED STATEMENT OF CHANGES IN EQUITY (UNAUDITED)

截至2023年6月30日止6個月

For the six months ended 30 June 2023

		Equity attributable to owners of the Company 本公司擁有人應佔權益							
		Share capital 已發行股本	Share premium 股份溢價	Capital reserve 資本儲備	Property revaluation reserve 物業重估儲備	Investment revaluation reserve 投資重估儲備	Exchange reserve 匯兌儲備	Retained earnings 保留溢利	Total 合計
		HK\$'000 千港元	HK\$'000 千港元	HK\$'000 千港元	HK\$'000 千港元	HK\$'000 千港元	HK\$'000 千港元	HK\$'000 千港元	HK\$'000 千港元
At 1 January 2022	於2022年1月1日	32,000	57,099	(23,724)	233,680	-	27,209	551,925	878,189
Loss for the period	期內虧損	-	-	-	-	-	-	(18,664)	(18,664)
Other comprehensive Income for the period	期內其他全面收益	-	-	-	-	-	-	-	-
Change in fair value of equity instruments at fair value through other comprehensive income	以公平值計量且變動計入其他全面收益之股本工具之公平值變動	-	-	-	-	(95)	-	-	(95)
Exchange differences on translating foreign operations	海外業務換算所產生之匯兌差額	-	-	-	-	-	(12,352)	-	(12,352)
Total comprehensive income for the period	本期全面收益總額	-	-	-	-	(95)	(12,352)	(18,664)	(31,111)
Dividend paid	已派股息	-	-	-	-	-	-	(3,200)	(3,200)
At 30 June 2022	於2022年6月30日	32,000	57,099	(23,724)	233,680	(95)	14,857	530,061	843,878
At 1 January 2023	於2023年1月1日	32,000	57,099	(23,724)	205,288	120	6,095	573,400	850,278
Loss for the period	期內虧損	-	-	-	-	-	-	(13,978)	(13,978)
Other comprehensive Income for the period	期內其他全面收益	-	-	-	-	-	-	-	-
Change in fair value of equity instruments at fair value through other comprehensive income	以公平值計量且變動計入其他全面收益之股本工具之公平值變動	-	-	-	-	4,473	-	-	4,473
Exchange differences on translating foreign operations	海外業務換算所產生之匯兌差額	-	-	-	-	-	(10,431)	-	(10,431)
Total comprehensive income for the period	本期全面收益總額	-	-	-	-	4,473	(10,431)	(13,978)	(19,936)
Transfer upon disposal of equity instruments at fair value through other comprehensive income	轉出處置以公平值計量且變動計入其他全面收益的股本工具	-	-	-	-	(307)	-	307	-
Dividend paid	已派股息	-	-	-	-	-	-	-	-
At 30 June 2023	於2023年6月30日	32,000	57,099	(23,724)	205,288	4,286	(4,336)	559,729	830,342

簡明綜合現金流量表

CONDENSED CONSOLIDATED STATEMENT OF CASH FLOWS

截至2023年6月30日止6個月

For the six months ended 30 June 2023

Six months ended 30 June

截至6月30日止6個月

		2023 2023年 (Unaudited) (未經審核) HK\$'000 千港元	2022 2022年 (Unaudited) (未經審核) HK\$'000 千港元
Net cash from/(used in) operating activities	經營業務流入／(動用)之現金淨額	11,248	(28,306)
Net cash used in investing activities	投資活動所動用之現金淨額	(4,160)	(9,107)
Net cash used in financing activities	融資活動所動用之現金淨額	(512)	(3,746)
Net increase/(decrease) in cash and cash equivalents	現金及等同現金項目之增加／(減少)淨額	6,576	(41,159)
Effect of foreign exchange rate changes	外匯匯率變動之影響	(2,667)	(422)
Cash and cash equivalents at beginning of the period	期初之現金及等同現金項目	136,772	208,215
Cash and cash equivalents at end of the period	期末之現金及等同現金項目	140,681	166,634

NOTES TO THE INTERIM FINANCIAL STATEMENTS

1. BASIS OF PREPARATION

The unaudited condensed consolidated interim financial statements have been prepared in accordance with the applicable disclosure requirements of the Rules Governing the Listing of Securities on The Stock Exchange of Hong Kong Limited (the "Listing Rules"), Hong Kong Accounting Standard ("HKAS") 34 "Interim financial reporting" and other relevant HKASs, Interpretations and Hong Kong Financial Reporting Standards (hereinafter collectively referred to as the "HKFRSs") issued by the Hong Kong Institute of Certified Public Accountants ("HKICPA").

2. ACCOUNTING POLICIES

The accounting policies and basis of preparation adopted in these condensed consolidated interim financial statements are consistent with those adopted in the Group's annual consolidated financial statements for the year ended 31 December 2022 except as described below.

In the current period, the Group has adopted, for the first time, the new/revised Hong Kong Financial Reporting Standards, which includes all applicable individual Hong Kong Financial Reporting Standards, Hong Kong Accounting Standards and Interpretations issued by HKICPA, that are effective for accounting periods beginning on 1 January 2023 and which are relevant to its operations. The new/revised HKFRSs adopted by the Group in the unaudited condensed consolidated interim financial statements are set out below:

Amendments to HKAS 1 and HKFRS Practice Statement 2	Disclosure of Accounting Policies
Amendments to HKAS 8	Definition of Accounting Estimates
Amendments to HKAS 12	Deferred Tax related to Assets and Liabilities arising from a Single Transaction

1. 編製基準

未經審核簡明綜合中期財務報表乃根據香港聯合交易所有限公司證券上市規則（「上市規則」）之適用披露規定、香港會計師公會（「香港會計師公會」）頒佈之香港會計準則（「會計準則」）第34號「中期財務報告」及其他相關會計準則、詮釋及香港財務報告準則（「香港財務報告準則」）而編製。

2. 會計政策

除下文所述外，編製此等簡明綜合中期財務報表所採納之會計政策及編製基準與本集團截至2022年12月31日止年度之全年綜合財務報表中所採納者一致。

於本期間內，本集團已首次採納於2023年1月1日開始之會計期間生效及與其營運相關之新訂／經修訂香港財務報告準則（「香港財務報告準則」），當中包括香港會計師公會已頒佈所有適用之個別香港財務報告準則、香港會計準則及詮釋。本集團未經審核簡明綜合中期財務報表採用之新訂／經修訂香港財務報告準則載列如下：

香港會計準則第1號之修訂及香港財務報告準則作業準則第2號	會計政策之披露
香港會計準則第8號之修訂	會計估計之定義
香港會計準則第12號之修訂	與單一交易所產生之資產及負債有關之遞延所得稅

2. ACCOUNTING POLICIES (Continued)

The adoption of the new/revised HKFRSs had no material effect on the reported results and financial position of the Group for the current or prior accounting periods. Accordingly, no prior period adjustment has been required.

3. REVENUE AND OTHER REVENUE

a) Revenue

Revenue represents the net invoiced value of goods sold.

b) Other revenue

2. 會計政策 (續)

未經採納新訂／經修訂香港財務報告準則將不會對本集團之業績及財務狀況構成重大影響，因此，並無需就任何過往期間之業績及財務狀況作出調整。

3. 營業額及其他收入

a) 營業額

營業額指銷售製造及買賣電子元件貨品之淨額。

b) 其他收入

Six months ended 30 June
截至6月30日止6個月

		2023 2023年 HK\$'000 千港元	2022 2022年 HK\$'000 千港元
Bank interest income	銀行利息收入	1,416	362
Fair value change of financial assets at fair value through profit or loss	以公平值計入損益之金融 資產之公平值變動	151	-
Rental income under operating lease	營運租賃下之租金收入	1,080	889
Exchange gain, net	匯兌收益，淨額	531	-
Government grants	政府補貼	-	1,512
Dividend income arising from equity instruments designated at fair value through other comprehensive income	來自以公平值計入其他全 面收益之股本工具之股 息收入	293	-
Sundry income	其他收入	409	405
		3,880	3,168

NOTES TO THE INTERIM FINANCIAL STATEMENTS

4. SEGMENT INFORMATION

The Group determines its operating segments based on the reports reviewed by the chief operating decision-maker that are used to make strategic decisions.

The Group is principally engaged in manufacturing and trading of electronic components in both Hong Kong and overseas markets. The Group's chief operating decision maker regularly reviews the consolidated financial information of the Group as a whole to assess the performance and consider there is only one operating segment for the Group.

Geographical information

The Group comprises the following main geographical segments:

4. 分部資料

集團以主要營運決策者在評估其表現上所定期審閱的有關集團不同部門的內部報告作為經營分部的基準。

本集團主要在香港及海外市場從事製造及買賣電子元件。本集團主要營運決策者定期審閱其按集團為一體的綜合財務資料，以評估表現及作出資源分配決策，並認為本集團僅有一個經營分部。

地區資料

本集團之主要地區分部資料如下：

		Revenue from external customers	
		Six months ended 30 June	
		對外銷售	
		截至6月30日止6個月	
		2023	2022
		2023年	2022年
		HK\$'000	HK\$'000
		千港元	千港元
Hong Kong (place of domicile)	香港 (集團產生收益之存冊地點)	303	178
The PRC	中國	4,690	8,205
The United States	美國	85,776	109,754
European Union	歐洲聯盟	1,629	3,352
Other countries	其他國家	17,835	5,772
		109,930	127,083
		110,233	127,261

5. LOSS BEFORE INCOME TAX EXPENSE

Loss before income tax expense is stated after charging the following:

5. 除稅前虧損

除稅前虧損已扣除下列項目：

		Six months ended 30 June 截至6月30日止6個月	
		2023 2023年 HK\$'000 千港元	2022 2022年 HK\$'000 千港元
Cost of inventories recognised as expenses	確認為開支的存貨成本	79,979	103,530
Depreciation charge of:	折舊開支：		
– owned property, plant and equipment	– 自置物業、廠房及設備	2,419	2,252
– right-of-use assets included within	– 使用權資產，包括於		
– ownership interest in leasehold land and buildings held for own use carried at fair value	– 按公平值列賬持有作為自用之租賃土地及物業之所有權權益	6,108	3,655
– ownership interests in leasehold land held for own use carried at cost	– 按成本列賬持有作為自用之租賃土地之所有權權益	367	378
– other properties leased for own use carried at cost	– 按成本列賬其他自用之租賃物業	284	285
Exchange loss, net	滙兌虧損，淨額	–	201

NOTES TO THE INTERIM FINANCIAL STATEMENTS

6. INCOME TAX EXPENSE

The amount of income tax charged to the condensed consolidated statement profit or loss and other comprehensive income represents:

6. 所得稅支出

在簡明綜合損益及其他全面收益表中所扣除之所得稅指：

		Six months ended 30 June 截至6月30日止6個月	
		2023 2023年 HK\$'000 千港元	2022 2022年 HK\$'000 千港元
Current tax – Hong Kong profits tax	即期稅項 – 香港利得稅		
– provision for the period	– 本期撥備	1,315	392
– over provision in respect of prior years	– 過往年度撥備多提	–	(10)
Current tax – Overseas	即期稅項 – 海外		
– provision for the period	– 本期撥備	(342)	424
– under/(over) provision in respect of prior years	– 過往年度撥備不足/ (多提)	586	(43)
		1,559	763

Hong Kong profits tax was calculated at the rate of 16.5% on the estimated assessable profits arising in or derived from Hong Kong during the period. Overseas taxation was calculated at the rates applicable in the respective jurisdictions.

香港利得稅乃根據期內於香港產生或源自香港之估計應課稅溢利按16.5%之稅率計算。海外稅項乃根據各司法權區之適用稅率計算。

6. INCOME TAX EXPENSE (Continued)

The charge for the period can be reconciled to the loss per the condensed consolidated income statement as follows:

6. 所得稅支出(續)

在簡明綜合損益及其他全面收益表中所扣除之所得稅其調節如下：

		Six months ended 30 June 截至6月30日止6個月	
		2023 2023年 HK\$'000 千港元	2022 2022年 HK\$'000 千港元
Loss before taxation	除稅前虧損	(12,419)	(17,901)
Effect of tax at Hong Kong profits tax rate of 16.5%	按香港利得稅率16.5%計算之稅項影響	(2,049)	(2,947)
Effect of different tax rates of subsidiaries operating in other jurisdictions	附屬公司於其他司法權區經營之不同稅率之影響	(1,293)	(659)
Tax effect of revenue not taxable for tax purposes	毋須課稅收入之稅項影響	(136)	252
Tax effect of tax losses not recognised	沒有確認之稅項虧損	-	(49)
Tax effect of unused tax losses	未動用稅項虧損之稅項影響	4,466	3,893
Tax effect of expenses not deductible for tax purposes	不可扣減開支之稅項影響	(15)	326
Under/(over) provision in prior periods	過往年度撥備不足/(多提)	586	(53)
		1,559	763

NOTES TO THE INTERIM FINANCIAL STATEMENTS

7. INTERIM DIVIDEND

7. 中期股息

Six months ended 30 June
截至6月30日止6個月

	2023 2023年 HK\$'000 千港元	2022 2022年 HK\$'000 千港元
Interim dividend declared, HK\$Nil (2022: HK\$0.01) per ordinary share	宣派中期股息每股普通股零港元 (2022年：0.01港元)	- 3,200

The Board does not recommend the payment of an interim dividend for the six months period ended 30 June 2023 (2022: HK\$3,200,000).

董事會不建議就截至2023年6月30日止6個月期間派付任何中期股息(2022年：3,200,000港元)。

8. LOSS PER SHARE

The calculation of basic loss per share for the six months ended 30 June 2023 was based on the loss attributable to the owners of the Company of approximately HK\$13,978,000 (six months ended 30 June 2022: HK\$18,664,000) and on the weighted average number of 320,000,000 (2022: 320,000,000) shares in issue during the period.

Diluted earnings per share is the same as basic earnings per share as there were no potential dilutive ordinary shares outstanding for both periods presented.

8. 每股虧損

截至2023年6月30日止6個月之每股基本盈利乃根據期內之本公司擁有人應佔虧損約13,978,000港元(截至2022年6月30日止6個月：18,644,000港元)及期內已發行320,000,000股普通股計算(2022年：320,000,000股普通股)。

由於在兩個匯報期內並無存在任何具有攤薄影響之普通股，故每股攤薄盈利等同於每股基本盈利。

9. PROPERTY, PLANT AND EQUIPMENT

The total cost of additions to property, plant and equipment of the Group during the six months ended 30 June 2023 was HK\$4,826,000 (six months ended 30 June 2022: 5,323,000). There were no material disposals and write-offs of property, plant and equipment during the six months ended 30 June 2023 and 30 June 2022.

9. 物業、廠房及設備

截至2023年6月30日止6個月，本集團物業、廠房及設備增加之總金額為4,826,000港元(截至2022年6月30日止6個月：5,323,000港元)。截至2023年6月30日及2022年6月30日止6個月內，本集團之固定資產並無重大出售及註銷。

10. TRADE RECEIVABLES

Customers are generally offered a credit period ranging from 30 days to 90 days. The aging analysis of trade receivables, based on invoice dates, is as follows:

10. 應收賬款

本集團一般給予客戶之數期介乎30日至90日之間。按發票日分析之應收賬款賬齡如下：

		30 June 2023 2023年 6月30日 (Unaudited) (未經審核) HK\$'000 千港元	31 December 2022 2022年 12月31日 (Audited) (經審核) HK\$'000 千港元
Within 30 days	30日內	17,284	15,034
31 to 60 days	31至60日	7,940	9,728
61 to 90 days	61至90日	3,400	5,118
Over 90 days	90日以上	4,152	4,720
		32,776	34,600
Less: Loss allowances for impairment	減：減值虧損撥備	(831)	(831)
		31,945	33,769

NOTES TO THE INTERIM FINANCIAL STATEMENTS

11. TRADE AND OTHER PAYABLES

11. 應付賬款及其他應付款項

		30 June 2023 2023年 6月30日 (Unaudited) (未經審核) HK\$'000 千港元	31 December 2022 2022年 12月31日 (Audited) (經審核) HK\$'000 千港元
Trade payables	應付賬款	10,748	8,618
Other payables and accruals	其他應付款項及應計費用	11,304	10,604
Fee and retention payables for construction of manufacturing plants	應付生產廠房的費用和保留金	535	559
		22,587	19,781

The aging analysis of trade payables is as follows:

應付賬款之賬齡分析如下：

		30 June 2023 2023年 6月30日 (Unaudited) (未經審核) HK\$'000 千港元	31 December 2022 2022年 12月31日 (Audited) (經審核) HK\$'000 千港元
Within 30 days	30日內	4,890	3,916
31 to 60 days	31至60日	2,862	3,022
61 to 90 days	61至90日	1,516	1,046
Over 90 days	90日以上	1,480	634
		10,748	8,618

12. SHARE CAPITAL

12. 股本

		Number of shares 股份數目	Amount HK\$'000 款額 千港元
Authorised ordinary shares of HK\$0.1 each At 1 January 2023 and 30 June 2023	每股面值0.1港元之法定普通股 於2023年1月1日及 2023年6月30日	1,000,000,000	100,000
Issued and fully paid ordinary shares of HK\$0.1 each At 1 January 2023 and 30 June 2023	每股面值0.1港元之已發行及 繳足普通股於2023年1月1日及 2023年6月30日	320,000,000	32,000

13. RELATED PARTY TRANSACTIONS

During the six months ended 30 June 2023, the Group's sales to Datatronics Romoland, Inc. ("DRI"), a company in which Mr. Siu Paul Y., a director, has beneficial interest, amounted to HK\$19,474,000 (six months ended 30 June 2022: HK\$22,960,000). The transactions constituted a continuing connected transaction under Chapter 14A of the Listing Rules and were carried out in the ordinary course of business and on normal commercial terms.

13. 關連人士交易

截至2023年6月30日止6個月，本集團對Datatronics Romoland, Inc.之銷售金額為19,474,000港元(截至2022年6月30日止6個月：22,960,000港元)。蕭保羅先生(其為一位董事)實益擁有Datatronics Romoland, Inc.之權益。根據上市規則14A章，有關交易構成持續交易，並按日常業務程序及根據一般商業條款進行。

14. CAPITAL COMMITMENTS

As at 30 June 2023, the Group has capital commitment contracted but not provided for in the financial statements in respect of property, plant and equipment approximately HK\$4,200,000 (31 December 2022: HK\$6,900,000).

14. 資本承擔

於2023年6月30日，本集團就物業、廠房及設備之已訂約但未於財務報表撥備之未償還資本承擔約4,200,000港元(2022年12月31日：6,900,000港元)。

15. CONTINGENT LIABILITIES

The Group did not have any material contingent liability as at 30 June 2023 (31 December 2022: Nil).

15. 或然負債

於2023年6月30日，本集團無任何重大或然負債(2022年12月31日：零)。

DIRECTORS' INTEREST IN SHARES

As at 30 June 2023, the directors had the following interests in the shares of the Company and its associated corporations (within the meaning of Part XV of the Securities and Futures Ordinance (the "SFO")) as recorded in the register kept by the Company pursuant to Section 352 of the SFO:

Long positions

(a) The Company

董事之股份權益

於2023年6月30日，根據本公司遵照證券及期貨條例（「證券及期貨條例」）第352條規定而須存置之登記冊所記錄，董事擁有本公司及其關聯法團（定義見證券及期貨條例第XV部）之股份權益如下：

好倉

(a) 本公司

Ordinary shares of HK\$0.1 each 每股面值0.1港元之普通股

	Personal interests 個人權益	Family interests 家族權益	Corporate interests 公司權益	Total 合計
Mr. Siu Paul Y. 蕭保羅先生	–	–	231,412,000 (Note 1) (附註1)	231,412,000

(b) Associated corporation

(b) 關聯法團

Non-voting deferred shares of HK\$1 each 每股面值1港元之無投票權遞延股份

	Name of corporation 公司名稱	Personal interests 個人權益	Family interests 家族權益	Corporate interests 公司權益	Total 合計
Mr. Siu Paul Y. 蕭保羅先生	Datatronix Limited	1	–	199,999 (Note 2) (附註2)	200,000

Notes:

- These shares are held by Onboard Technology Limited, a company incorporated in the British Virgin Islands, and in which Mr. Siu Paul Y. and Ms. Shui Wai Mei beneficially own 90% and 10% of its issued share capital respectively, representing 72.32% of the issued share capital of the Company.
- These shares are held by Data Express Limited, a company incorporated in the Republic of Liberia, whose entire issued share capital is beneficially owned by Mr. Siu Paul Y..

附註：

- 此等股份由Onboard Technology Limited（於英屬處女群島註冊成立之公司）持有，其已發行股本之90%及10%分別由蕭保羅先生及徐惠美女士實益擁有，並佔本公司已發行股本之72.32%。
- 此等股份由Data Express Limited（於賴比瑞亞共和國註冊成立之公司）持有，其全部已發行股本由蕭保羅先生實益擁有。

Save as disclosed above, no interests and short positions were held or deemed or taken to be held under Part XV of the SFO by any director or chief executives of the Company or their respective associates in the shares and underlying shares of the Company or its associated corporations which were required to be notified to the Company and the Stock Exchange pursuant to Part XV of the SFO or pursuant to the Model Code of Securities Transactions by Directors of Listed Companies or which are required pursuant to Section 352 of the SFO to be entered in the register referred to therein. Nor any of the directors and chief executives (including their spouses and children under the age of 18), had, as at 30 June 2023, any interest in, or had been granted any right to subscribe for the securities and options of the Company and its associated corporations within the meaning of the SFO, or had exercised any such rights.

SUBSTANTIAL SHAREHOLDERS

As at 30 June 2023, the Company has not been notified by any persons (other than the directors or chief executives of the Company) who had interests or short positions in the shares or underlying shares of the Company which were recorded in the register required to be kept by the Company under Section 336 of the SFO.

INTERIM DIVIDEND

The Board does not recommend the payment of an interim dividend for the six months period ended 30 June 2023 (2022: HK\$3,200,000).

PURCHASE, SALE OR REDEMPTION OF THE COMPANY'S LISTED SECURITIES

Neither the Company nor any of its subsidiaries purchased, sold or redeemed any of the listed securities of the Company during the six months ended 30 June 2023.

除上述披露外，本公司任何董事或主要行政人員或彼等各自之聯繫人士，並無依據證券及期貨條例第XV部擁有或被視為或當作持有須依據證券及期貨條例第XV部而通知本公司及聯交所之本公司或其關聯法團之股份、相關股份及債券之權益及淡倉；或依據上市公司董事進行證券交易之標準守則知會本公司及聯交所之權益及淡倉；或須依據證券及期貨條例第352條記錄於該條所述之登記冊內之權益及淡倉。於2023年6月30日，董事及主要行政人員（包括彼等之配偶及十八歲以下之子女）並無擁有本公司及其關聯法團（定義見證券及期貨條例）之證券及購股權之任何權益，亦從未獲授或行使可認購該證券及購股權之權利。

主要股東

於2023年6月30日，本公司並無接獲通知，有任何人士（本公司董事或主要行政人員除外）擁有須記錄於本公司根據證券及期貨條例第336條而存置之登記冊內之本公司股份或相關股份之權益或淡倉。

中期股息

董事會不建議就截至2023年6月30日止6個月期間派付任何中期股息（2022年：3,200,000港元）。

購買、出售或贖回本公司之上市證券

本公司或其任何附屬公司於截至2023年6月30日止6個月並無購買、出售或贖回本公司之任何上市證券。

SHARE OPTION SCHEME

The Company adopted a share option scheme on 6 June 2001 which remained in force for period of 10 years from the date of adoption. The share option scheme expired on 6 June 2011.

AUDIT COMMITTEE

The audit committee has reviewed the unaudited interim results and discussed with the Board the financial reporting process and internal control system of the Group.

CORPORATE GOVERNANCE

The Company has complied with the Code on Corporate Governance Practices as set out in Appendix 14 to the Listing Rules throughout the accounting period covered by the interim report, except for the following deviations:

Code Provision A.2.1

Under the provision A.2.1, the roles of chairman and chief executive officer should be separate and should not be performed by the same individual.

The roles of chairman and chief executive officer of the Company have been performed by Mr. Siu Paul Y.. The Board considered that the non-segregation has the advantage of a strong and consistent leadership which is conducive to making and implementing decisions quickly and consistently.

Code Provision A.4.1

The non-executive directors were not appointed for specific terms but are subject to retirement by rotation and re-election at the annual general meetings of the Company in accordance with the Bye-laws of the Company.

Code Provision A.4.2

Under the provision A.4.2, all directors appointed to fill a casual vacancy should be subject to election by shareholders at the first general meeting after their appointment and every director, including those appointed for a specific term, should be subject to retirement by rotation at least once every three years.

In accordance with the Bye-laws of the Company, the chairman of the Company will not be subject to retirement by rotation or be taken into account in determining the number of directors to retire in each year.

認購股權計劃

本公司於2001年6月6日採納一項認購股權計劃，採納當日起10年內維持有效，認購股權計劃已於2011年6月6日到期。

審核委員會

審核委員會已審閱未經審核中期業績及與董事會討論本集團之財務申報程序及內部控制系統。

公司管治

除下列偏離事項外，本公司於中期報告涵蓋之會計期間內一直均有遵守上市規則附錄十四所載之企業管治常規守則：

守則條文A.2.1

根據守則條文A.2.1，主席及行政總裁之角色應分開及不應由同一人兼任。

本公司之主席及行政總裁職位已由蕭保羅先生擔任。董事會認為有關職位不作區分可帶來穩固及貫徹領導之優勢，並有利於迅速及貫徹作出及落實決定。

守則條文A.4.1

非執行董事並無固定任期，惟須根據本公司之公司細則於本公司之股東週年大會上輪值退任及膺選連任。

守則條文A.4.2

根據守則條文A.4.2，所有因填補臨時空缺而獲委任之董事，應在委任後之首次股東大會上接受股東選舉，而每名董事（包括有指定任期之董事）應至少每三年輪值退任一次。

根據本公司之公司細則，本公司之主席則毋須輪值告退或計入每年須退任之董事數目內。

**MODEL CODE FOR SECURITIES
TRANSACTIONS BY DIRECTORS**

The Company has adopted the Model Code for Securities Transactions by Directors of Listed Issuers (the “Model Code”) as set out in Appendix 10 to the Listing Rules. All directors have confirmed, following specific enquiry of all directors, that they have fully complied with the required standard set out in the Model Code throughout the period under review.

By order of the Board
SIU Ronald
Executive Director

Hong Kong, 23 August 2023

董事進行證券交易之標準守則

本公司已採納上市規則附錄十所載之上市發行人董事進行證券交易之標準守則（「標準守則」）。本公司在向全體董事進行具體查詢後，獲所有董事確認，彼等於回顧期間內均一直全面遵守標準守則所規定之標準。

承董事會命
執行董事
蕭佑忠

香港，2023年8月23日



DATRONIX HOLDINGS LIMITED
連達科技控股有限公司*